



ශ්‍රී ලංකා පොලීසි දෙපාර්තමේන්තුව
இலங்கை பொலிஸ் திணைக்களம்
Sri Lanka Police Department

කාර්ය සාධන වාර්තාව
செயலாற்றுகை அறிக்கை
Performance Report

2015

Performance Report 2015



Sri Lanka Department of Police



Vision

Creating
a peaceful environment
in which
people can live
confidently
without any fear of
crime and violence.

Mission

Sri Lanka Police
is dedicated
to performing duties reliably
while implementing
and maintaining law
within the country,
preserving peace
and preventing
crimes and terrorism
ensuring equality to all
and prejudice against none.



Message of the Inspector General of Police

The ultimate objective of the Department of Police is to maintain law and order of the country with the intention of creating a peaceful environment for all the citizens to live without any fear of crime. Sri Lanka police is fully committed to achieving this objective under trying circumstances and censures.

Crimes have evolved immensely with the development of the new technology. Therefore, investigation of crimes should be maintained at a higher level to prevent such crimes. Department of Police has taken significant measures during the year 2015 to prevent crimes by utilizing new technology for examining fingerprints, raising awareness among the officers regarding theoretical and practical knowledge required for crime prevention, extensively using CCTV system and strengthening the public relations. As a direct result of this, a decline could be observed in the number of grave crimes reported in 2015 compare to that of the previous year.

The progress in solving crimes against children is another clear indication of the efficiency of the police service. A decline in the crimes against women could be observed and the progress in providing solutions has increased. As reported in previous years, the rate of solving various complaints has been further maintained this year at an optimal level.

Our dedication towards bringing about a society with great physical and mental wellbeing becomes clearly evident in raids conducted to seize narcotic and illicit liquor. The number of seizures of narcotic and illicit liquor has increased in 2015, due to the tactful raids conducted by the police.

Even though, it is not possible to satisfy everyone by the service of the police, we are bound to serve justice for everyone as per the law. Lapses and weakness are common to any service. However, as per the results of the survey on public opinion regarding the Police service, police public relations was had been recorded as 59% the previous year but it has gone up to 79% in 2015. In some areas the possibility of being a victim of a crime has decreased from 30% to 05%. This has been achieved as a result of the dedication of the Police officers.

Great difficulties censures as well as commendations are closely linked with public service. The assistance we get from the people in any of these ways will direct us towards achieving our goals and objectives. It should be noted that such assistance would be essential in future as well.

Let us take a pledge to create a peaceful and law-abiding society getting motivated not only by the victories but also by the setbacks we encountered in 2015.

**N. K. Illangakoon,
Inspector General of Police**

Duties of the Department of Police

- ❖ Maintaining public safety and order
- ❖ Ensuring road safety and controlling traffic
- ❖ VIP Security
- ❖ Providing assistance to relevant sections during disasters and tasks involving environment protection
- ❖ Prevention of corruption and riots and solving miscellaneous complaints
- ❖ Issuing police clearance and background reports for relevant sections and people

Duties of the Special Task Force


- ❖ Conducting surprise raids to prevent crimes
- ❖ Local and foreign VIP security duties
- ❖ Carrying out search and bomb disposal operations
- ❖ Assisting the Department of Police to maintain public safety and order
- ❖ Assisting the public to restore order during an emergency situation caused due to natural or human activities
- ❖ Taking measures to prevent antisocial activities and misconduct (narcotic/cannabis racket, etc.)
- ❖ Taking measures to protect natural heritage and to prevent environmental destruction caused by people
- ❖ Conducting rescue missions
- ❖ Assisting the Department of Police to maintain public safety and order
- ❖ Assisting the public to restore order during an emergency situation caused due to natural or human activities
- ❖ Taking measures to prevent antisocial activities and misconduct (narcotic/cannabis racket, etc.)
- ❖ Taking measures to protect natural heritage and to prevent environmental destruction caused by people
- ❖ Conducting rescue missions

Contents

Subject	Page Number
01 Rank Hierarchy & Strength	01 - 04
02 Administrative Structure of the Police Department	05 -09
03 Crime Prevention & Investigaion	10 - 10
04 Crimes against women and children	11 - 11
05 Investigation of miscellaneous complaints	12 - 12
06 Prevention of liquor and narcotics	13 - 15
07 Raids on Statutory Offences and Anti Corruption	16 - 17
08 Traffic Management & Road Safety	18 - 18
09 Other public services	19 - 21
10 Human Resource Development	22 - 26
11 Material Resource Development	27 - 29
12 Total Financial Progress	30 - 30
13 Perfomance of the year 2015 in brief	31 - 31

01. Rank Hierarchy and Strength

1.1 Rank Hierarchy



1.2 Strength (Normal Police)

Table No. 01

Carder (Normal Police) as at 31 st December 2015								
Rank	Approved carder	Cadre in duty	Vacation of post	Number of officers suspended	Actual cadre in duty	Vacancies	Support service	Actual vacancies
IGP	1	1			1			0
SDIG	12	12			12	0		0
DIG	46	24		2	22	22		22
SSP	169	79	1	2	76	90	3	87
WSSP	1	0			0	1		1
SP	162	24		1	23	138		138
WSP	2	0			0	2		2
ASP	314	303		2	301	11	9	2
WASP	15	10			10	5		5
CI	780	721	5	12	704	59	15	44
WCI	15	15			15	0		0
IP	2699	2178	15	38	2125	521		521
WIP	266	214	1	2	211	52		52
SI	5312	5001	21	58	4922	311	81	230
WSI	642	589	3		586	53	2	51
SI(transport)	125	119			119	6		6
SM	100	6	1		5	94		94
SM(driver)	50	1			1	49		49
PS	15315	13454	106	113	13235	1861		1861
WPS	1800	1233	6	1	1226	567		567
PC	43324	41242	1976	521	38745	2082		2082
WPC	8468	6106	293	4	5809	2362		2362
PSD	700	425	2	4	419	275		275
PCD	3500	3230	143	12	3075	270		270
Total	83818	74987	2573	772	71642	8831	110	8721

Source: Personnel and Record Division

1.3 Strength (Special Task Force)

Table No. 02

Carder (Special Task Force) as at 31 st December 2015								
Rank	Approved carder	Cadre in duty	Vacation of post	Number of officers suspended	Actual cadre in duty	Vacancies	Reserve Service	Actual vacancies
DIG	1	1	0	0	1	0	0	0
SSP	8	4	0	0	4	4	0	4
SP	7	0	0	0	0	7	0	7
ASP	34	23	0	0	23	11	0	11
WASP	1	0	0	0	0	1	0	1
CI	67	67	2	0	65	0	0	0
WCI	2	2	0	0	2	0	0	0
IP	270	213	9	2	202	57	6	51
WIP	7	6	0	0	6	1	0	1
SI	812	723	41	3	679	89	1	88
WSI	13	13	1	0	12	0	0	0
SI(transport)	4	4	0	0	4	0	0	0
SM	37	1	0	0	1	36	0	36
SM(driver)	8	0	0	0	0	8	0	8
PS	1625	1315	12	1	1302	310	0	310
WPS	27	20	0	0	20	7	0	7
PC	6999	6327	1196	57	5077	672	0	672
WPC	163	141	15	1	125	22	0	22
PSD	64	57	0	0	57	7	0	7
PCD	577	584	107	4	473	-7	0	-7
Total	10726	9501	1383	65	8053	1232	7	1225

Source: Personnel and record division

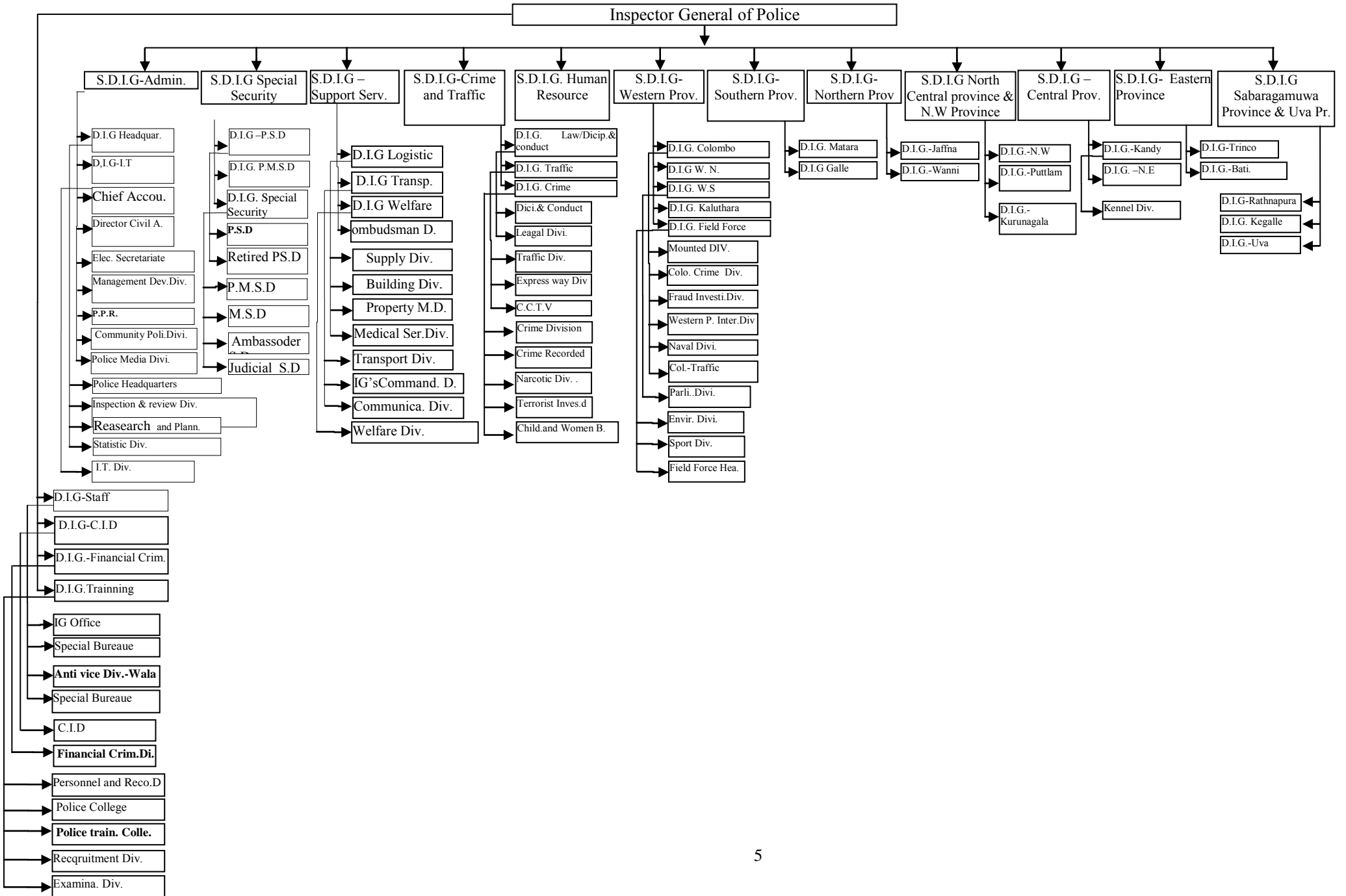
1.4 Strength (Support Service)

Table No. 03

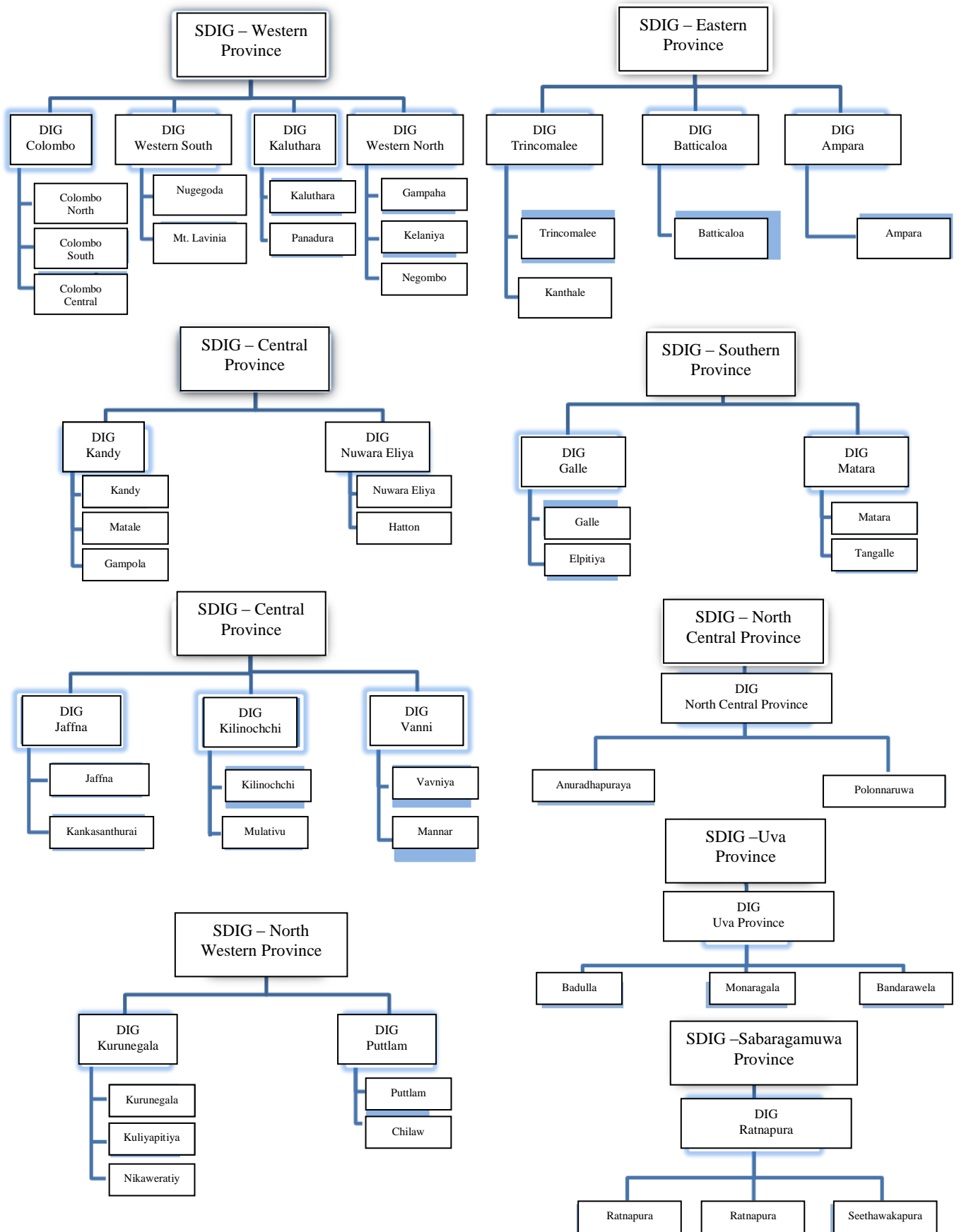
Carder (Support Service) as at 31 st December, 2015			
Rank	Approved Cadre	Cadre in duty	Vacancies
DIG	2	0	2
SSP	45	0	38
SP		1	
ASP		6	
CI	422	4	322
IP		26	
SI		70	
WCI	102	0	55
WIP		17	
WSI		30	
PS	6748	193	5750
PC		805	
WPS	246	37	56
WPC		153	
Total	7565	1342	6223

Source: personnel and record division

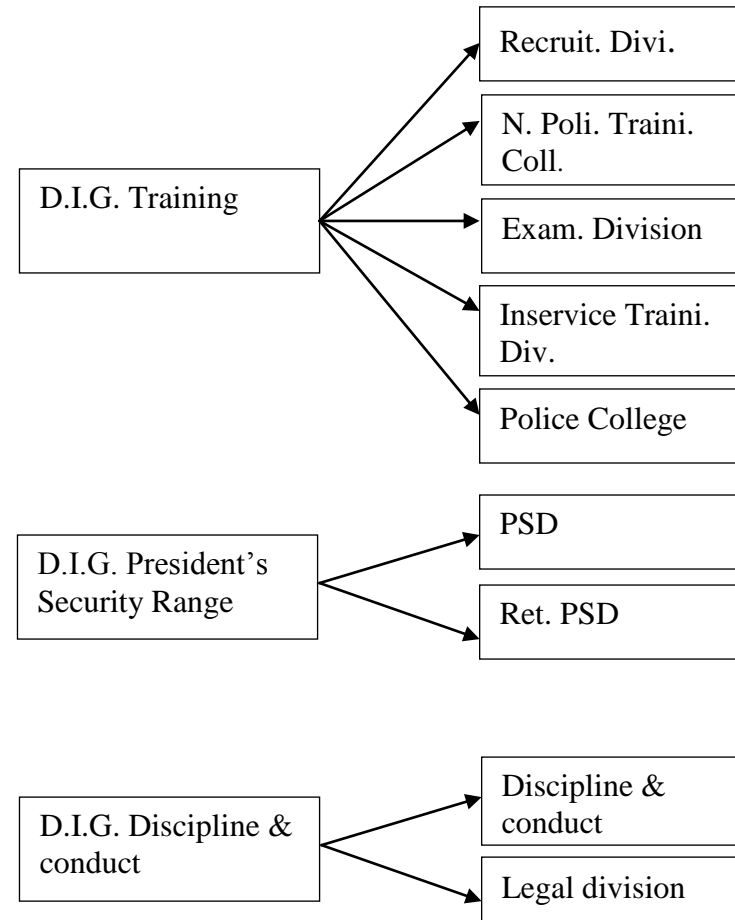
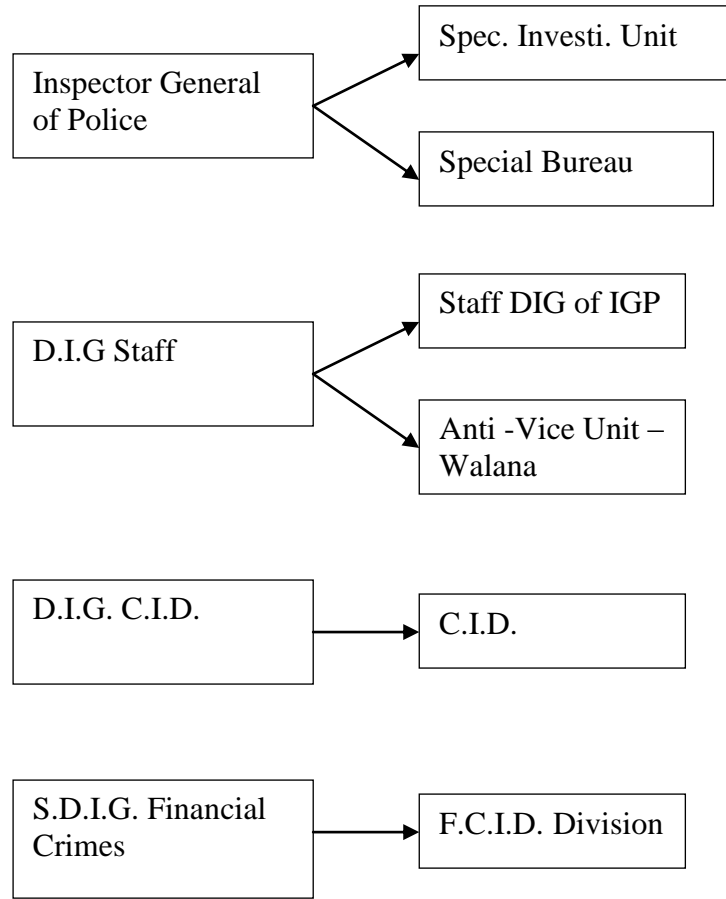
02 Administrative Structure of the Department of Police

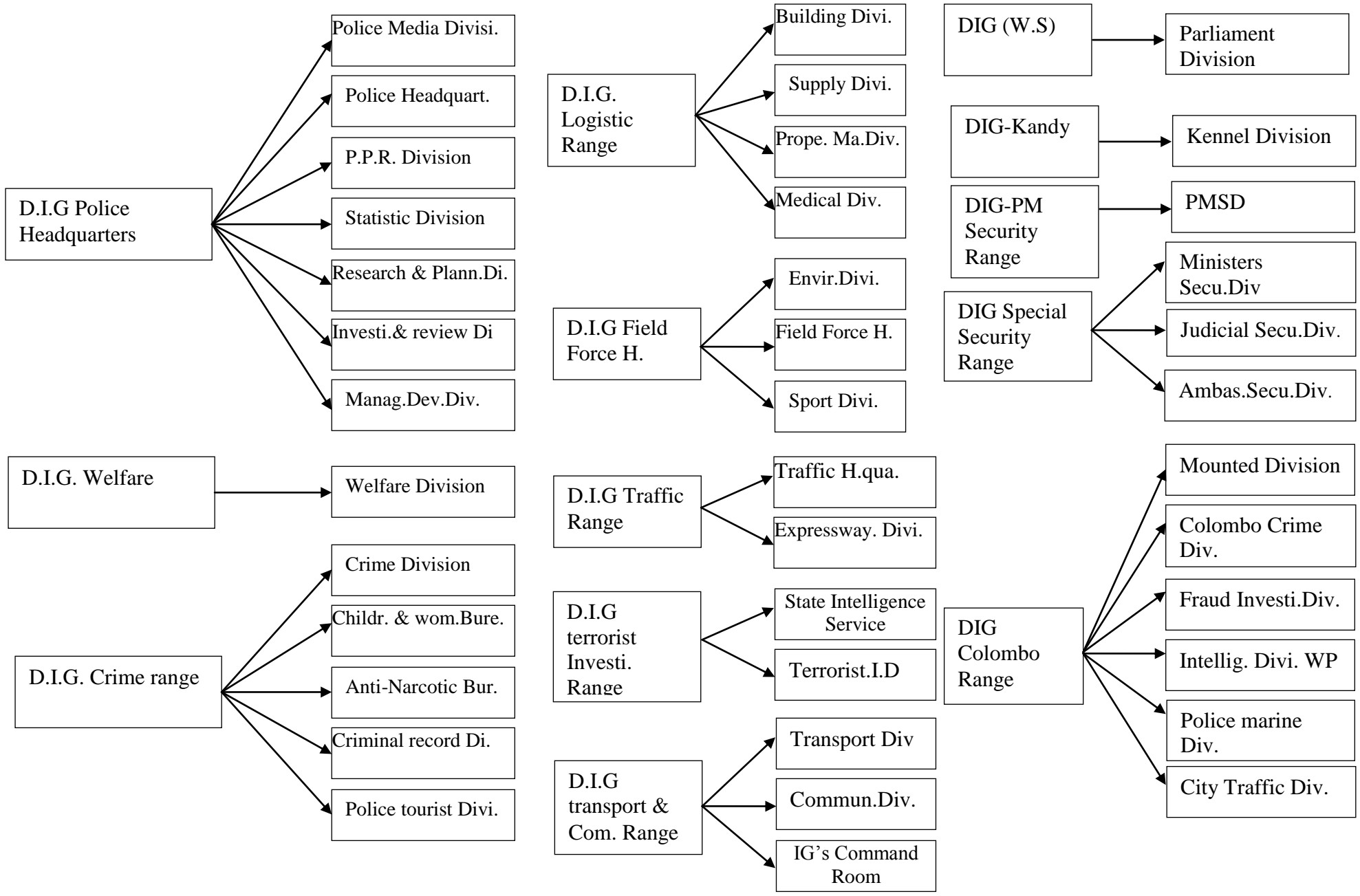


2.1. Structure of Territorial Police Divisions

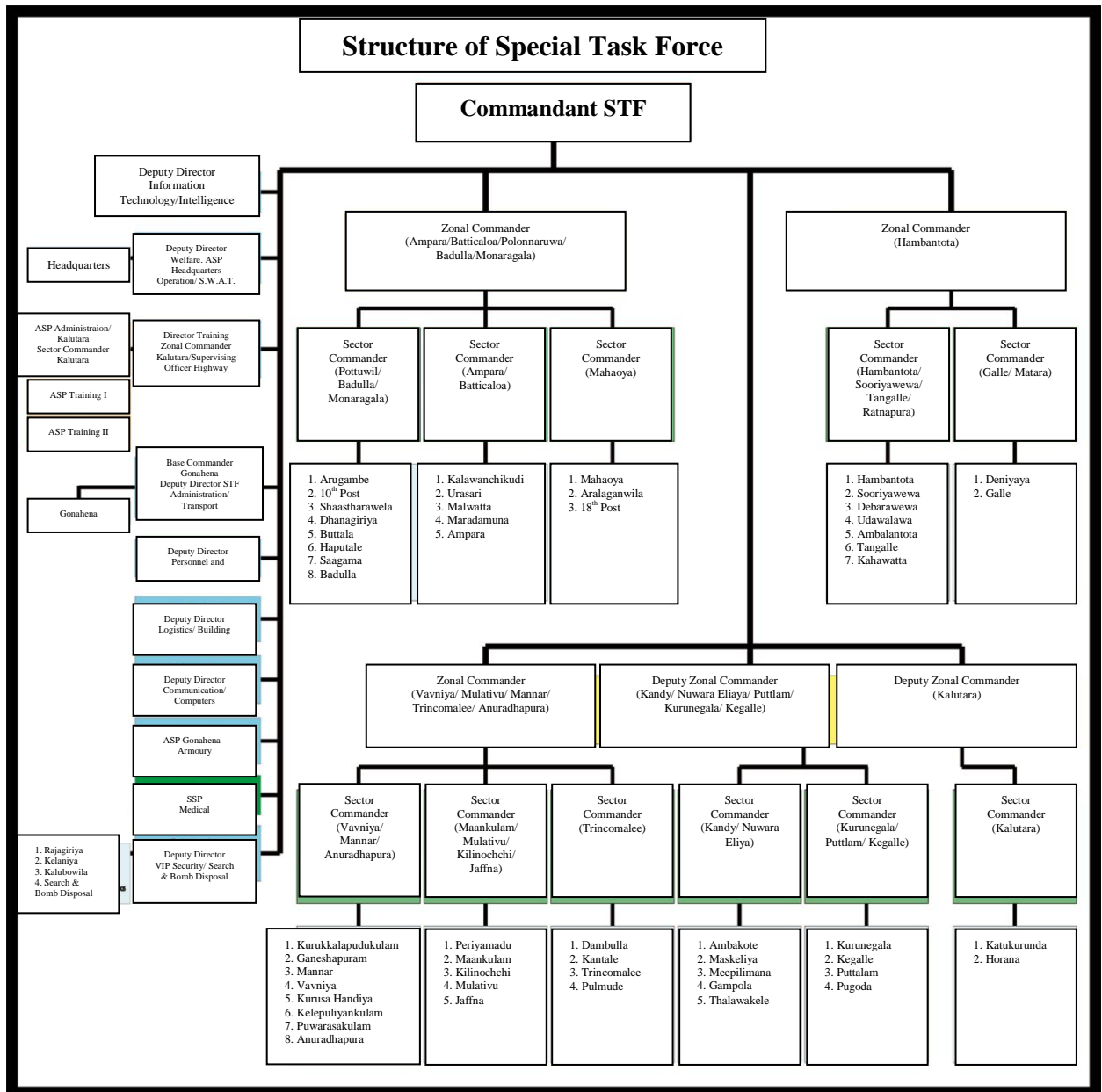


2.2. Police Functional Division





2.3. Structure of the Special Task Force



03. Crime Prevention & Investigaion

3.1 Grave Crimes

As per the table No. 04 the total number of grave crimes reported in the Island for the year ended on 31.12.2015 was 40188. Out of those crimes, 23,575 had been solved. The percentage is 59%. That shows a progress in the number of solved crimes compared to that of the previous year. We had been able to reduce the number of grave crimes reported in this year which was 50962 in 2014 and in 2015 it has been reduced to 40188. To increase the percentage of solving grave crimes and reducing the number of those crimes were great achievements of the Department of Police and the society.

Table No.4

Type of Crimes	2013		2014		2015	
	Reported	Solved	Reported	Solved	Reported	Solved
Grave Crimes	55,349	32,791	50,962	29,396	40188	23575
Minor offences against people	45,282	33,094	42,368	30,561	43870	30292
Minor offences agaist property	26,138	15,703	21,827	11,691	30085	14407
Total	126,769	81,588	115,157	71,648	114143	68274

Source: Statistic Division



Inspecting a crime scene

3.2 Minor offences against people and property

According to the table above, an increase in the number of reportings of such offences in 2015 have been observed compared to the reportings in 2014. The percentage of solving minor offences during the year 2014 and 2015 is 69% and 48% respectively.

04. Crimes against Women and Children

Creating a good social environment for women and children is an essential factor for the advancement of any society. A considerable effort is being taken by Sri Lanka Police to preserve the rights of both women and children with the idea of ensuring a life in a crime free environment. Crimes reported against women and children in 2015 are given in the following table.

Table Number 05

Type of crime	2013		2014		2015	
	Reported	Solved	Reported	Solved	Reported	Solved
Crimes against children	6,040	2,109	5,868	1,648	5,911	5,102
Crimes against women	8,320	4,672	8,434	4,399	8288	4579
Total	14,360	6,781	14,302	6,047	14199	4681

Source: Statistics Division

According to the table, a gradual decrease of crimes against children is shown in 2013 and a slight increase is shown in 2015. However the percentage of solving is high in 2015 and that is 86%. When compared to year 2014, an immense progress has shown by the Police in solving crimes against children.

When compared to year 2014, there is also a drop in the number of crimes against women, and the percentage of solving remained at the level of 55%.

05. Investigation of miscellaneous complaints

Various complaints is a factor that affects both police and the general public. Solving a petty crime at the very outset might help avoid a major crime that might happen in future. Considering this fact, priority is being given to investigate petty crimes by the Department of Police. According to the table, police were able to solve 1014291 various complaints out of 1014812 reported in 2015. A great drop in various crimes can also be seen compared to that of the previous years. This further depicts the ability of police in carrying out mediation with regard to complaints.

Table Number 06

Various complaints	2013		2014		2015	
	Reported	Solved	Reported	Solved	Reported	Solved
	1,046,024	1,044,465	1,065,648	1,063,413	1,014,812	1,014,291

Source: Statistics Division

06. Prevention of illicit Liquor and Narcotic

Narcotics and illicit liquor is a main obstacle for human and social advancement in any place of the world. A large number of raids had been conducted by The Department of Police to prevent narcotics in 2015 and through that they have expedited the process of eradicating narcotics from the society.

The assistance of Special Task Force was also sought in those raids and the relevant details are given by the tables, No 7, No 08, No 09 and No 10.

6.1 Raids on liquor

According to the table, there has been a drop in the offenses related to liquor to the date since 2013 and there is an improvement in the investigation processes.

Table Number 07

#	Excise offences	2013		2014		2015	
		Reported	Solved	Reported	Solved	Reported	Solved
1	Production & distillation of illegal liquor	8,529	8125	7,041	6,576	8,459	7999
2	Production of Toddy without license	49	48	21	21	30	29
3	Illegal production of government approved arrack.	29	25	45	41	19	19
4	Production & distillation of spirits illegally	344	302	712	689	665	624
5	Illegal selling or possession of liquor	85,655	82,436	82,042	79,386	83807	80897
6	Illegal selling or possession of toddy	7,241	6,678	6,160	5,900	5392	5025
7	Selling government approved arrack without a license or possession of more than 7.5 liters	14,354	13,692	12,358	11,421	10019	9475
8	Selling and possession of beer & and other alcohol without license	1,889	1,775	1,479	1,427	1593	1501
9	Selling or possession of spirits distilled illegally	487	474	545	540	355	343

10	Transporting illicit liquor, toddy or other spirits/ government approved arrack without a valid license (more than 7.5 liters)	351	341	355	336	252	237
11	Pocession of equipment used for brewing of illegal liquor/ spirits and toddy	487	474	545	540	355	343
12	Other offences that come under Excise Ordinance	5,188	4,844	3,681	3,553	2830	2601
Total		124,603	119,198	114,790	110,234	113944	109256

Source: Statistics Division

6.2 Apprehending Intoxicants

A huge quantity of powerful and dangerous drugs had been taken into custody under this and these raids had been conducted with the help of Special Task Force. Details regarding those are given by following tables.

Table No. 08

Intoxicant	Amount apprehended									
	2013			2014			2015			
	kg	g	mg	kg	g	mg	kg	g	mg	
1	Ganja	1031	336	365	10758	19	886	13253	55	225
2	Abin	-	496	150	-	5	-	-	249	500
3	Hashis	-	274	5	1	95	107	4	187	630
4	Heroine	337	859	965	312	549	4	44	521	89
5	Mofine	-	112	130	-	-	90	-	-	-
6	Cocaine	-	-	-	-	2	964	81	672	333
7	Others	139	700	185	46	852	961	166	751	909
Total		10837	2777	1800	11117	1522	3012	13548	2435	2686

Source: Statistics Division

Table No. 09

#	Intoxicant	2013		2014		2015	
		Reported	Solved	Reported	Solved	Reported	Solved
1	Ganja	45,921	44,651	46,884	45,997	57921	56747
2	Opium	11	10	1	1	4	4
3	Hashish	10	10	752	660	19	15
4	Heroin	24,400	22,966	23,578	22,041	26991	26397
5	Morphine	12	12	2	2	-	-
6	Cocaine	0	0	4	4	352	328
7	Others	3,029	3,029	3,145	3,007	4709	4355
Total		73,383	70,678	74,366	71,712	89996	87846

Source: Statistics Division

- **Narcotic raids carried out by STF**

Table No. 10

Serial Number	Intoxicant	Number of incidents	Quantity apprehended	Number of persons taken into custody
1.	Ganja	264	2,062.594 kg Chenas-145 acres 1,380, 721 plants	260
2.	Hashish	00	00	00
3.	Heroin	151	434.662 grams	167
4.	Other- (<i>Madana Modaka</i>)	05	03.106 kg	05
5.	Opium	00	00	00
6.	Morphine	00	00	00
7.	Cocaine	00	00	00

Source: Statistics Division

07. Raids on Statutory Offences and Anti Corruption

Offenses in this category can be named as anti-social activities which exert a great detrimental effect on disrupting the social fabric. These raids on corruption and statutory offenses clearly show the extent of vigilance and efficiency of police.

From 2013 to 2015 reported offenses in both of these fields had decreased drastically. According to the table, 99% of progress has gained by solving 1788 out of 1796 reported offenses of corruption in 2015. It was 96% in the previous year.

Reported number of statutory offenses is 46290. Out of that number, 43896 had been solved and it is a percentage of 94%. When comparing to previous two years, a rapid decrease can be identified by the following table also with regard to those offenses.

Table No. 11

#	Offenses	2013		2014		2015	
		Reported	Solved	Reported	Solved	Reported	Solved
1	Corruption (6)	2724	2627	1921	1856	1796	1788
2	Statutory offenses	73124	69541	54877	52998	46290	43969

Source - Police Statistics Division

7.1 Raids with regard to Corruption and Statutory Offenses carried out by Special Task Force

Special Task Force had offered a substantial assistance for the raids with regard to corruption and statutory offenses. Therefore, those raids have been conducted successfully. The raids conducted by Special Task Force in 2015 is given by the following table.

Table No. 12

Serial number	Offense	Number of incidents	Quantity apprehended	Number of people taken into custody
1.	Garbage tea	29	325,655.900 kg	45
2.	Transportation of cattle	31	272 cattles	75
3.	Meat not suitable for consumption	19	3,460.900 kg	57
4.	Weapons and explosives	23	Locally manufactured weapons - 16 Revolvers - 02 Detonators - 336	26

			Hand grenades – 04 Shot gun weapon cartridges - 07		
5.	Illegal Gem mining	58	Compressors – 12 Backhoe - 22	125	
6.	Regarding Narcotics	Alcohol	256	Government owned liquor -454 3/4 Illicit – 16,002 ½	284
		Cigarattes	25	201,384	26
7.	Other	38	--	81	

Source – Special Task Force



Photographs related to the raids conducted on corruption and statutory offenses

08. Traffic Management and Road Safety

It has become an immense challenge to keep the roads safe for motorists, commuters and pedestrians. Especially the number of people who come to cities are increasing day by day and a rapid increase can be seen in the number of vehicles.

In this complex situation, the Police Department has deployed a considerable number of human and material resource to ensure the road safety by minimizing the road accidents. However, when compared to last two years, all the accidents except accidents causing damage in year 2015 have increased. There is an increase of fatal accidents and major accidents. Failure to obey rules and the carelessness of drivers and pedestrians has been the main cause for those accidents. Details of road accidents in year 2015, is given by the following table.

Table No. 13

Year	Fatal Accidents	Major Accidents	Minor Injuries	Accidents causing Damage	Total Accidents	Number of Deaths caused by fatal accidents	Number of Vehicles	Number of accidents for 1000 vehicles
2013	2,190	6,870	13,525	15,292	37,877	2,324	5,203,678	7
2014	2,261	6,847	12,950	13,992	36,050	2,436	5,633,234	6
2015	2,590	7,719	13,095	13,514	36,918	2,801	6,302,141	5

Source - Statistics Division

8.1 Programmes on Preventing Accidents (Awareness Programmes)

Legal action will be taken against those who violate road rules and to minimize accidents, the Department of Police conducts awareness programmes covering people from all social strata. Details of such awareness programmes conducted in year 2015 are given by the following table.

Table No. 14

Programme	Quantity
Lectures to raise awareness of School children and Traffic Wardens	99
Lectures to raise awareness of Government Institutions and Officers and Drivers	10
Lectures to raise awareness of Drivers and Pedestrians	80
Lectures to raise awareness of the members of Tri Forces	14
Raise awareness of pedestrians those who use the roads carelessly	11392

Source – Police Traffic Division

09. Other Public Services

9.1 Community Policing Activities

The process of community policing civil Security Committee which had been started making the Department of Police people friendly is appreciated by the public to the date. Civil Security committees which had contributed a great service during war period are active island wide and taking the live cooperation of public to protect village, city and the country from various burdens by making aware the people. Community policing activities in year 2015 is given by the following table.

Table number 15

Creating Awareness and Activities in Divisional Level - 2015																
Creating Awareness								Activities								
1	2	3	4	5	6	7	8									
Lectures on making aware the community Eg. crimes/violence against children/violence against women/vehicles/narcotic etc.	Making awareness regarding transerable diseases such as Dengue	Awareness lectures to school children Eg. Violence against children/ child abuse/ leadership etc.	Lectures and workshops conducted to direct school leavers (targeted groups) to vocational training Eg. Apprenticeship board/ Technical College	Making drivers / helpers of school vans	Making aware drivers and conductors of buses/ Three wheelers/ Lorries/ other vehicles/ passengers and customers	Awareness programmes conducted to abolish narcotic and alcohol	other									
								Total								
								1	2	3	4	5	6	7	Total	
								Conducting debating competitions/ arts competitions and other competitions among school children	Arranging festivals with the cooperation of community Eg. New year festivals/ religious Festivals/ conducting sports competitions such as Cricket/ Volley Ball	Programmes conducted to create co-existence among religions		Organize Shramadanas to clean streets/ shrubberies/ and other places Eg..Prevention of Dengue/ Clean the environment etc.	Community services such as repairing streets/constructing houses	Getting successful information from the members of Civil Security committee	Other Activities	Total
18741	138963	23456	3969	10173	25435	63988	30951	484346	1374	9926	6962	26884	4027	10672	11459	71304

Source – Community Policing Division



A photograph depicting an unsecured railway level crossing being inspected



A photograph depicting an awareness programme for school children

9.2 Environment Protection

With the intention of developing a society with physical and mental health through hygienic environment, Sri Lanka Police has paid a great attention in environmental protection. With this intention, programmes have been conducted continuously both in the year 2015 and the previous years.

- Patrolling boat visits have been held once a week with the help of the Sri Lanka Navy to prevent pollution in 13 canals in Colombo city.
- Motor bicycle tours had had been conducted twice a day to supervise the beatification of the city.
- A National Mosquito Prevention Week had been nominated from 13.02.2015 to 23.02.2015 and awareness programmes had been held, red notices had issued and legal action has been taken.



Providing bicycles to supervise



Cleaning the beach

9.3 The Service of Solving Public Complaints

Going beyond the limits with regard to solving complaints inside the police stations, a productive method for solving problems has been established through this service. People have been given the opportunity to get relief for their problems in a reliable way without delay. The following table presents the services offered through this service.

Table No. 16

Method of receiving complaints	Number of complaints received	Number of complaints solved
Public Day of IGP	1055	780
119 emergency call service	903245	899181
Tell IGP	2082	2019
Public Help Desk	1881	1429

Source – Police Headquarters

9.4 Surveys on Police-Public Relations

The survey of inquiring the public attitude regarding the Police had been continuously held since 2011. Those surveys are carried out by the Police Research and Planning Division with the assistance of Asian Foundation. During the survey on public attitudes towards the police in 2015, as table clearly mentions below, there have been notable positive feedbacks on Social safety in some provinces compared to that of the year 2014.

- public attitudes on social safety compared to 2014

Table No 17

Province	Year 2014	Year 2015
North	16%	Up to 24%
East	24%	Up to 34%
Sabaragamu	22%	Up to 35%
Uva	29%	Up to 48%

Source: Research and Planning Division

- The likelihood of being a victim of a crime in Eastern Province in 2014 was 30% and it has reduced up to 5% this year.
- 61% of respondents has stated that Women and Children Bureau performs efficiently.
- Relationship between Police and the public in the Southern Province has increased from 59% to 79%.
- A survey has revealed that corruption related to Police duty has reduced from 24% to 6%
- A research has found out that political influence which disturbs duties of police, has decreased from 56% to 39%

10. Human Resource Development

Police Department is one of the major departments that makes maximum use of its extensive human resource. Police Department timely performs recruitment and enriches the human resource with professional knowledge. It further enhances job satisfaction of the human resource through a proper scheme of promotions with the intention of obtaining a proper public service.

10.1 Recruitments

The following tables portray details of recruitment to Police service and Special Task Force.

- **General Police Service**

Table No. 18

Rank	Date	Number of Recruitments
Police Constable (Regular)	2015.11.15	613
Police Constable Driver (Regular)	2015.05.18	300
Police Constable (State Intelligence Service)	2015.04.19	82
Woman Police Constable (Regular)	2015.10.01	319
Sub Inspector (Regular)	2015.07.06	67
Woman Sub Inspector (Regular)	2015.06.20	38

Source: Recruitment Division

- **Special Task Force**

Table No 19

Rank	Date	Number of Recruitments
Police Constable (STF)	2015.02.14	106
Sub Inspector (STF)	2015.06.18	55
Woman Sub Inspector (STF)	2015.06.18	04

Source: Recruitment Division



Recruiting to Police Service

10.2 Recruitments

Promoting every rank under a proper promotional procedure in a timely manner is an essential matter for professional development. It results in creating a contented Police staff. The following scheme of promotion is implemented for the year of 2015, aiming to gain their maximum service for the development of the country.

- **General Police Service**

Table No 20

Rank	Amount
SDIG	04
DIG	03
ASP	02
CI	128
SI / WSI	1090
SI / Transportation	74
Total	1301

Source: Personnel and Record Division

- **Special Task Force**

Table No 21

Rank	Amount
IP / WIP	93
SI / Transportation	04
PS / WPS	722
PDS	23
Total	842

Source: Personnel and Record Division

10.3 Training

The Department of Police is engaged in the process of empowering its labour force with knowledge and capabilities through courses designed to cover a wide range of fields, substantiating the fact that training would create a professionally qualified and law-abiding officer. Officers have been directed to local and overseas Course this year as follows.

- **Local Training Program**

Table No 22

Trainings programs conducted by Sri Lanka Police College

Serial No	Course	Number of Course	Number of officers trained
1	Course of Trainee Police Constable Driver (Basic Training)	5	278
2	Police Constable Drivers' Course (Heavy Vehicles)	9	215
3	Orientation Course for the Post of Chief Inspectors of Police	2	109
4	Criminal Intelligence Course	2	40
5	Course on Scene of Crime Operations	2	49
6	Investigation of Crimes	1	15
7	Course for officers who got promoted from Police Sergeant Driver to Sub Inspectors of Police	2	174
8	Public Order Management Course (Riot Drills)	2	83
9	Course on Scene of Crime Management, Training course for Trainers	2	49
10	Course for developing skills and attitudes of Police officers	1	48
11	Investigation of Crimes and crime based on narcotics	1	72
12	Capacity development programs	5	219
13	Course for Acting Police Sergeant	4	280
Total		38	1631

Source: Sri Lanka Police College

Table No 23

Training programs conducted by Police Academy

Serial No	Diploma Courses	Number of Course conducted in the year	Number of officers trained
1	Police Science	1	60
2	Investigation of Crimes	2	77
3	Investigation of Miscellaneous Complaints	2	85
4	Handling Cases	2	86

5	Community Policing	1	17
	For Gazette Officers		
Certificate Courses			
6	Forensic Science	3	117
7	Forensic Medicine	3	118
8	Technology-based Criminal Investigation	3	131
9	Police and the Public Relationship	2	73
10	Violence based on gender	2	74
11	Human Rights	1	43
12	Cyber Crimes	2	79
13	Commercial Crimes	2	94
14	Managements Skills Development	2	74
15	Implement of Environmental Law	2	68
16	Institutional Management course	9	217
	Headquarters Inspector / Officer in Charge		
17	Leadership Ethics	4	76
	For Gazetted officers (one day workshop)		
18	Training course of Criminal Intelligence Information conducted by Australian Federal Police	1	23
19	Training course for trainers of Community Policing	9	248
Total		53	1791

Source: Police Academy

Table No 24

Training Programs conducted by Police In-service Training Unit

Serial No	Program / Project	Duration	Number of officers participated
1	Training of Junior Police officers in the field	2015.01.01 – 2015.12.31	26,870 of Officers
2	Training of Police trainers attached to Training Units	2015.01.01 – 2015.12.31	69 of Trainers

Source: Police In-service Training Division

• Overseas Training

In 2015, 240 Police officers were sent to overseas seminars, lectures and workshops on 115 occasions.

As per the following table, officers were sent to duties of Peace Keeping Forces of United Nations.

Table No 25

Rank	Amount
SDIG	02
ASP	02
CI	08
IP	11
PS	03

Source: Personnel and Record Division



Images of Training and passing out

11. Material Resource Development

Material Resources should be supplied sufficiently to obtain an efficient and effective service using human resources. As an institute that provides a 24 hour service, Police Department has fulfilled its duties utilizing material resources efficiently during the year 2015. The following table presents the projects that had been implemented in 2015 for the development of material resources.

• Constructions in 2015

Table No 26

Serial No	Type of the building	Number of constructions
1	Police Stations	5
2	Office for Superintend of Police	2
3	Pre-fabricated buildings	153
4	Police College / Public Training college	1
5	Circuit Bungalow	2

Source: Building Division



Opening Ceremonies

11.1 Other Material Resource and Services

As per the below table, goods and services were provided in 2015 by bearing huge cost for a productive police service.

Table No 27

No	Expenditure heading	Projects implemented	Allocations for 2015	Expenditure as at 31-12-2015	Material Progress
Recurrent Expenditure					
1	225-1-2-0-1203- (1)	Uniforms	549,959,358.00	527,368,231.00	95.89

2	225-1-2-0-1203- (5)	Fodder	6,000,000.00	5,978,801.00	99.65
3	225-1-2-0-1203- (6)	Refreshments Expenditure	13,150,642.00	13,150,636.00	100.00
Total – Rs.			569,110,000.00	546,497,668.00	96.03
4	225-1-2-0-1205- (5)	Equipment for stores	163,325,000.00	129,967,875.00	79.58
5	225-1-2-0-1205- (9)	Bullets	2,000,000.00	890,049.00	44.50
6	225-1-2-0-1205- (7)	Finger print material	7,000,000.00	5,104,724.00	72.92
7	225-1-2-0-1205- (8)	Photography material	10,000,000.00	5,576,379.00	55.76
		Material for criminal investigating labs			
Total – Rs.			182,325,000.00	141,539,027.00	77.63
8	225-1-2-0-1205- (10)	Expences for paper advertisements	4,000,000.00	3,948,638.00	98.72
9	225-1-2-0-1205- (11)	Expenditure for procurement committee	1,000,000.00	891,672.00	89.17
10	225-1-2-0-1508	Wages for Rail gate operators	1,310,000.00	1,233,186.00	94.14
Total – Rs.			6,310,000.00	6,073,496.00	96.25
Total of Recurrent Expenditure			757,745,000.00	694,110,191.00	91.60
Capital Expenditure					
11	225-1-2-0-2102- (1)	Furniture	66,600,000.00	66,575,877.00	99.96
12	225-1-2-0-2102- (2)	Stationery	3,300,000.00	3,282,384.00	99.47
13	225-1-2-0-2102- (3)	Welfare	6,000,000.00	5,932,203.00	98.87
14	225-1-2-0-2102- (4)	Office Equipment	7,300,000.00	7,207,954.00	98.74
15	225-1-2-0-2102- (5)	Electrical items	32,600,000.00	32,500,544.00	99.69
16	225-1-2-0-2102- (6)	Computers	59,200,000.00	59,144,466.00	99.91
Total – Rs			175,000,000.00	174,643,428.00	99.8
17	225-1-2-0-2103- (1)	Weapons	500,000.00		-
18	225-1-2-0-2103- (2)	Items	5,300,000.00		-
19	225-1-2-0-2103- (3)	Equipment for photography	11,000,000.00	10,531,215.00	95.74
		Material for criminal investigation			
20	225-1-2-0-2103- (4)	Vehicles	2,000,000.00	1,733,540.00	86.68

21	225-1-2-0-2103- (5)	Finger Print equipment	2,000,000.00	1,671,700.00	83.59
22	225-1-2-0-2103- (6)	Musical Instruments	700,000.00	682,138.00	97.45
23	225-1-2-0-2103- (7)	Equipment for suppression of riots	500,000.00		-
24	225-1-2-0-2103- (8)	Equipment for Horses	13,000,000.00	12,895,872.00	99.20
25	225-1-2-0-2103- (9)	Tools required for Kennel Division	26,500,000.00	26,323,330.00	99.33
26	225-1-2-0-2103- (17)	Other Equipment	29,500,000.00	28,717,065.00	97.35
Total – Rs			91,000,000.00	82,554,860.00	90.72
27	225-1-2-0-2502- (1)	Purchase of Dogs	44,000,000.00	43,682,316.00	99.28
28	225-1-2-0-2502- (2)	Purchase of Horses	56,000,000.00	55,673,505.00	99.42
29	225-1-2-0-2502	Installation of CCTV cameras at Galle face	8,558,168.00	5,108,220.00	59.69
Total – Rs			108,558,168.00	104,464,041.00	96.23
Total of Capital Expenditure			374,558,168.00	361,662,329.00	96.56
Grand Total – Rs			1,132,303,168.00	1,055,772,520.00	93.24

Source: Police Supplies Division

12. Total Financial Progress

The following tables present the total financial progress including all recurrent and capital expenditure of the Police Department in 2015.

- **Revenue of the year 2015**

Table No 28

Revenue Code	Amount Rs.
2001.1.0	78,330,637.45
2002.1.1	56,200,227.28
2002.2.99	86,286,715.23
2003.2.99	109,138,480.59
2003.4.0	321,138,480.70
2003.99.0	59,470,880.21
2004.1.0	884,256,084.62
2006.2.0	4,089,214.92

Source: Chief Accountant – Police Headquarters

- **Advance ‘B’ Account of Public Officers**

Table 29

	Account Number	According to Books in the Department			
		Opening balance as at 01.01.2015	Total Debit of the year	Total Credit of the year	Total Balance as at 31.12.2015
Public Officers Advance B Account		Rs.	Rs.	Rs.	Rs.
	225011	2,355,021,056.96	1,005,077,497.22	1,609,108,767.42	1,750,989,756.76
	225012		34,601,445.98	25,880,651.43	8,720,794.55
		2,355,021,056.96	1,039,678,943.20	1,634,989,418.85	1,759,710,581.31
Limits			Maximum Debit Limit	Minimum Credit Limit	Limit of Maximum Debit Balance
Rupees			1,687,075,000.00	1,387,075,000.00	4,000,000,000.00

Source: Chief Accountant – Police Headquarters

- **Recurrent and Capital Expenses**

Table 30

Institute	Revised allocations for 2015		Total expenditure as at 31.12.2015		Performance (%)	
	Recurrent	Capital	Recurrent	Capital	Recurrent	Capital
Sri Lanka Police	52,329,150,000.00	5,539,790,000.00	51,343,698,854.00	2,280,320,360.00	98 %	52 %

13. Performance of 2015 in brief

- Compared to 2014, overall performance of 2015 have been improved under several sections while the previous level of some sectors had been maintained. Futher, a few drawbacks could also been observed.
- Reportings of grave crimes has been decreased by 21.14%. It can be numerically expressed as 10774.
- The number of miscellaneous complaints has reduced and compared to 2014, it shows a decline of 50830. The percentage of solving those has increased from 99.7% to 99.9%
- Though the crime against children has slightly increased, the percentage of solving those has been increased considerably from 28% to 86%
- Compared to last year, crimes against women has declined and the percentage of solving those has increased.
- Quantities of narcotics apprehended has increased due to constatnt raids conducted based on accurate clues.
- According to the survey conducted to gauge public opinion towards police, police were able to elevate the sense of “social security” within people.
- In some provinces, relationship between the public and police has increased from 59% to 79% and the possibility to be a victim of a crime has declined from 30% to 5%
- Even though police has made a huge effort on traffic control and road safety by using a large number of human and material resources, the increase of road accidents can be considered as a drawback. Increasing number of vehicles, negligence of drivers and passengers have been the main reasons for the increased road accidents.