

Performance Report 2014



Sri Lanka Department of Police



Vision

Creating
a peaceful environment
in which
people can live
confidently
without any fear of
crime and violence.

Mission

Sri Lanka Police
is dedicated
to performing duties reliably
while implementing
and maintaining law
within the country,
preserving peace
and preventing
crimes and terrorism
ensuring equality to all
and prejudice against none.



Message of the Inspector General of Police

Sri Lanka Police would have completed one and a half centuries in just another one year. As a service provided throughout the 24 hours a day, the Police relatively performs a mammoth workload within a period of one year. The fact that most of these tasks are performed as social services is another interesting aspect. The duties performed annually are comparatively and clearly delineated through the annual Administrative Report of the Inspector General of Police. Apart from that, the main objectives behind the presentation of this Progress Report are based on the need to find out how successful we have been in embracing the concepts and proposals of the programmes which had been planned within a period of one year, the need to tap sources to expand the services that should be provided during the following year and to evaluate the overall progress including financial progress which has been achieved through teamwork.

Upholding the Government Service Oath, at the very inception of the year 2014, we aligned ourselves in an organized manner with the hope of offering the services expected from us by the Government and the country to maintain and safeguard hard-earned peace and order within the country. Being able to make a contribution towards the accelerated development in the country by cutting down the huge waste of money through prevention of road accidents, use of narcotics and crimes, has been one of our greatest achievements. Furthermore, the Police has also contributed towards the development of country's human resource by providing necessary protection for ensuring the healthy living of the people.

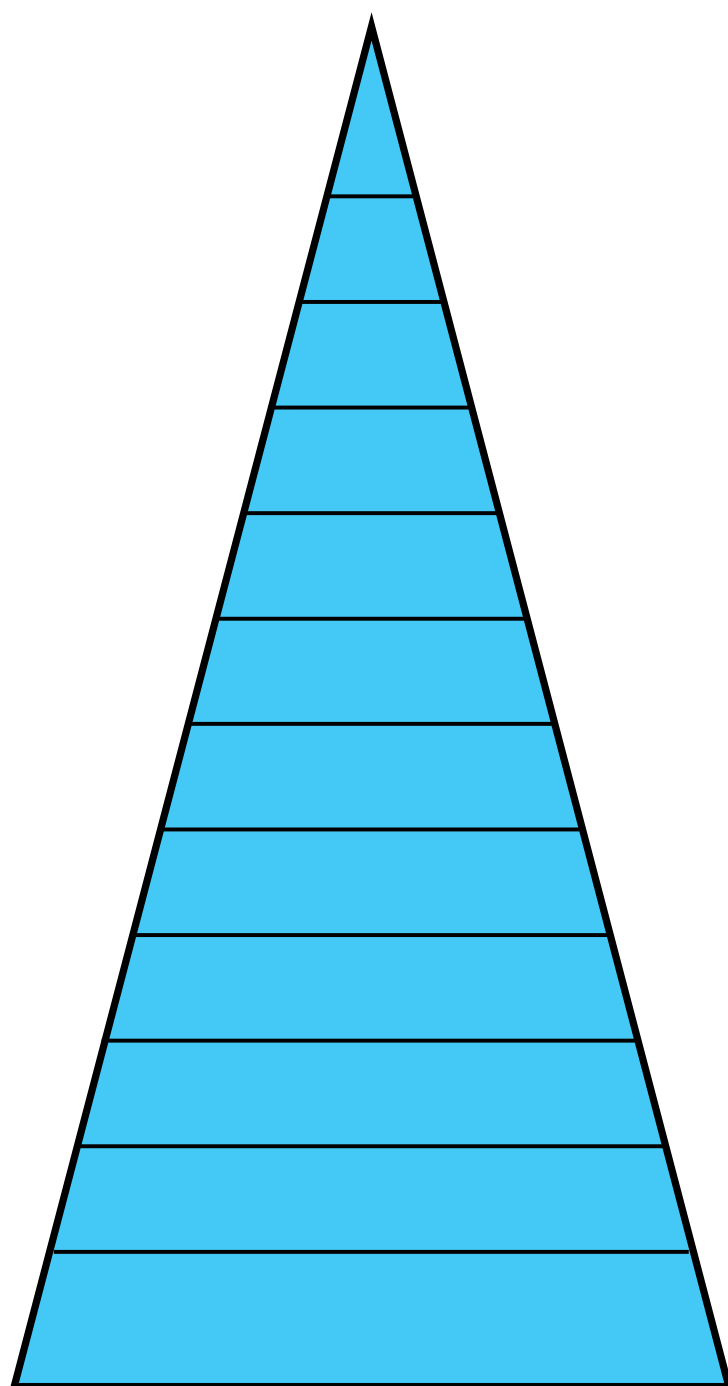
Sri Lanka Police has been formed in such a way that everybody is held responsible and accountable for what they do and it bears a great resemblance to the links in a chain. Therefore, in order to perform a particular task properly, the dedication and contribution of all is essential. I hereby invite you as the Inspector General of the Democratic Socialist Republic of Sri Lanka, to evaluate through this report, how success and productivity were achieved in all the fields of Sri Lanka Police and how it faced all the obstacles throughout last year.

N. K. Illangakoon,
Inspector General of Police

Contents

Subject	Page Number
01. Sri Lanka Police – Rank Hierarchy & Strength	01 - 06
02. Crime Prevention & Investigation	07 - 09
03. Investigation of Various Complaints	10 - 11
04. Traffic Management & Road Safety	12 - 13
05. Prevention of liquor and narcotics	14 - 15
06. Prevention of statutory offences and Anti-Vice Raids	16 - 16
07. Community Policing	17 - 18
08. Protection of Environment	19 - 19
09. Public Services Functioned by Police Headquarters	20 - 21
10. Development of Human Resource	22 - 24
11. Development of Material Resources	25 - 25
12. Financial Progress	26 - 27
13. Performance of the year 2014 in brief	28 - 28

01. Sri Lanka Police Rank Hierarchy and Strength



Inspector General of Police

Senior DIG - 10 (Approved Cadre 11)

DIG - 32 (Approved Cadre 36)

SSP Male - 87 (Approved Cadre 114)

SSP Female - 0 (Approved Cadre 01)

SP Male -40 (Approved Cadre 153)

SP Female 0 (Approved Cadre 02)

ASP Male -220 (Approved Cadre 294)

ASP Female - 10 (Approved Cadre 10)

CI Male - 545 (Approved Cadre 780)

CI Female - 03 - (Approved Cadre 15)

IP Male -2649 (Approved Cadre 2523)

IP Female - 256 (Approved Cadre 150)

SI Male - 3690(Approved Cadre 5112)

SI Female 507 (Approved Cadre 610)

SM 03 - (Approved Cadre

PS Male - 15130(Approved Cadre 11873)

PS Female - 1378 (Approved Cadre 1800)

PS Driver - 566 (Approved Cadre 700)

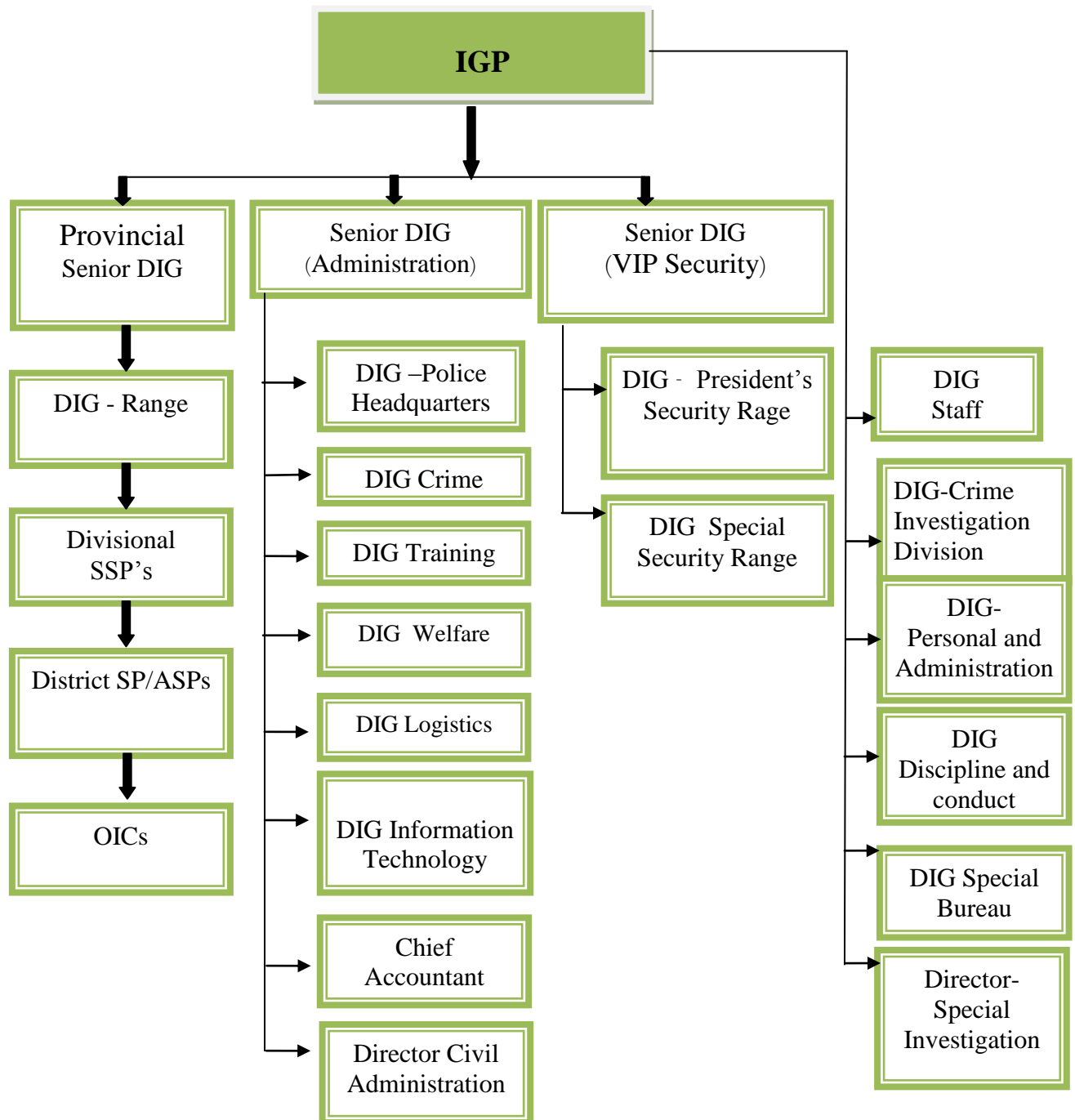
PC Male- 39625 (Approved Cadre 41824)

WPC - 5369 (Approved Cadre 8268)

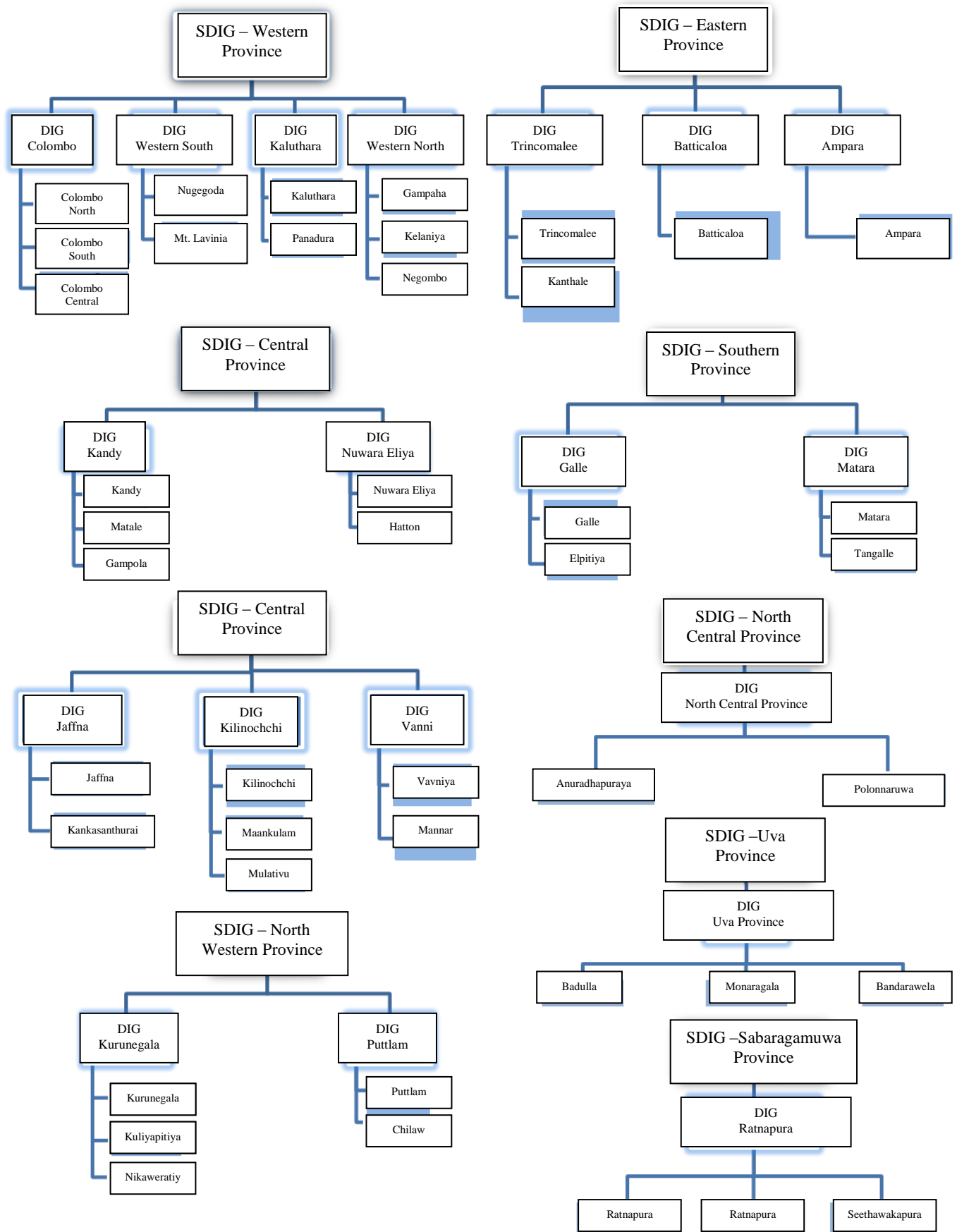
PC Driver - 2411 (Approved Cadre 3500)

Approved carder is 84145 and there are 73209 personnel in service at present. STF cadre is not included.

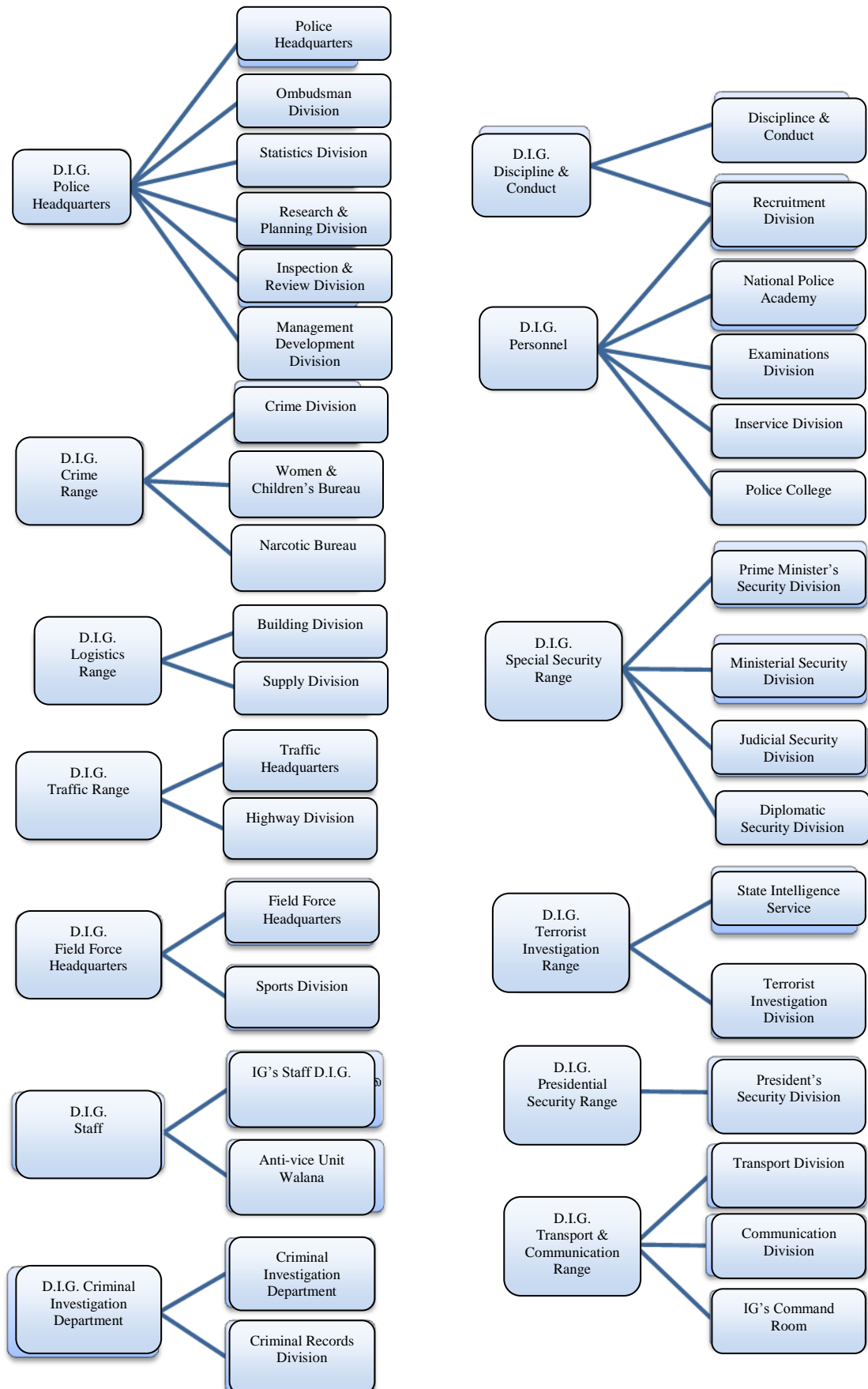
1.1 Police Administrative Structure



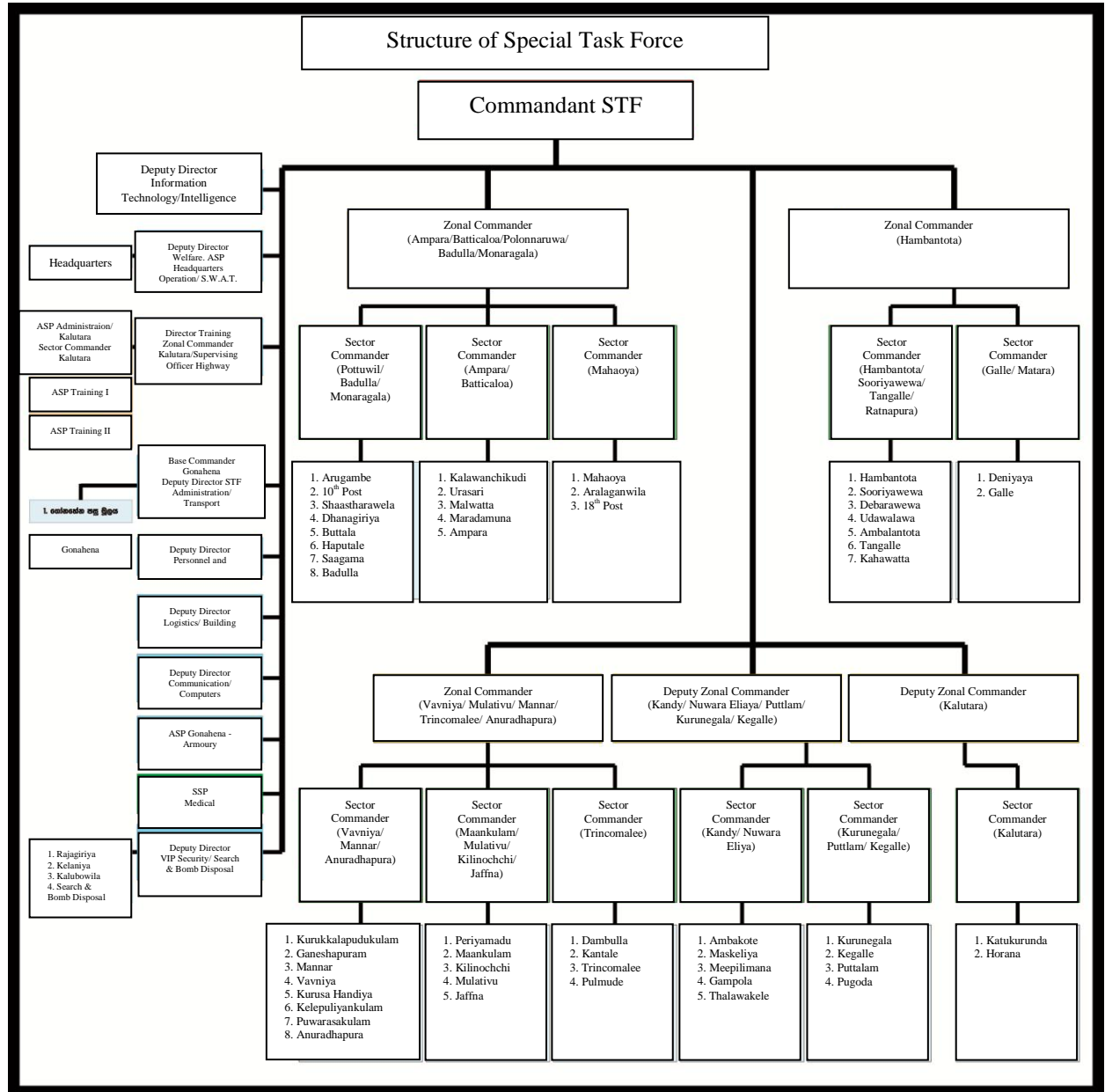
1.2 Structure of Territorial Police Divisions



1: 3 Functional Divisions



1.4 Duties and Structure of Special Task Force and Structure of Cadre



Duties

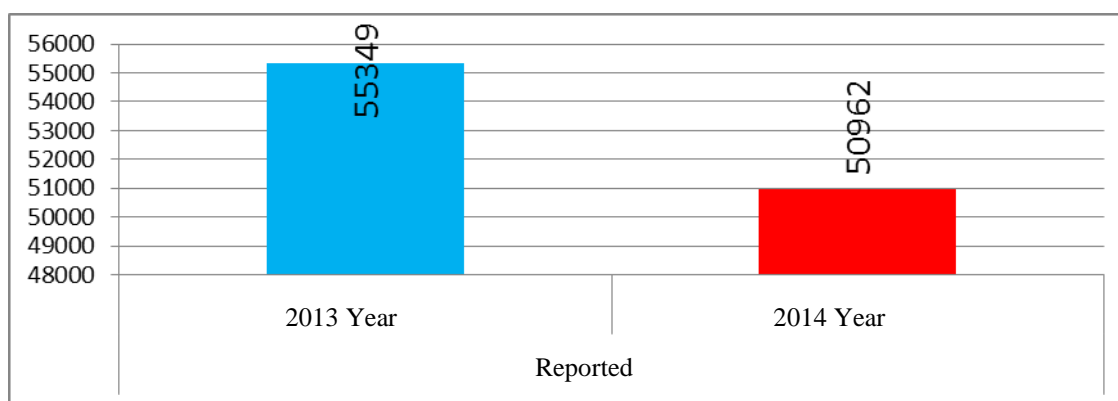
01. Carrying out operations to prevent crimes (Organized Crimes)
02. Offering security to local and foreign VIPs
03. Carrying out search and bomb disposal operations
04. Assisting the Department of Police to securing law & order
05. Assisting to restore order in the lives of the public during emergency situations caused by human activities and natural causes
06. Taking measures to prevent anti-social misconduct (illegal narcotic rackets, cannabis rackets, etc.)
07. Taking measures to protect of natural heritages and to prevent damage to the environment caused by humans.
08. Performing life-saving duties

02. Crime Prevention & Investigaion

- **Grave crimes reported in the Island**

Total number of grave crimes reported in the Island from 01. 01. 2014 to 31.12.2014 was 50962. At the end of the year, 29396 crimes out of those had been solved. The percentage is 58%. Total number of grave crimes reported in the year 2013 is 55349. In the year 2014 it has been reduced by 8% compare to that of the previous year.

Graph No.1

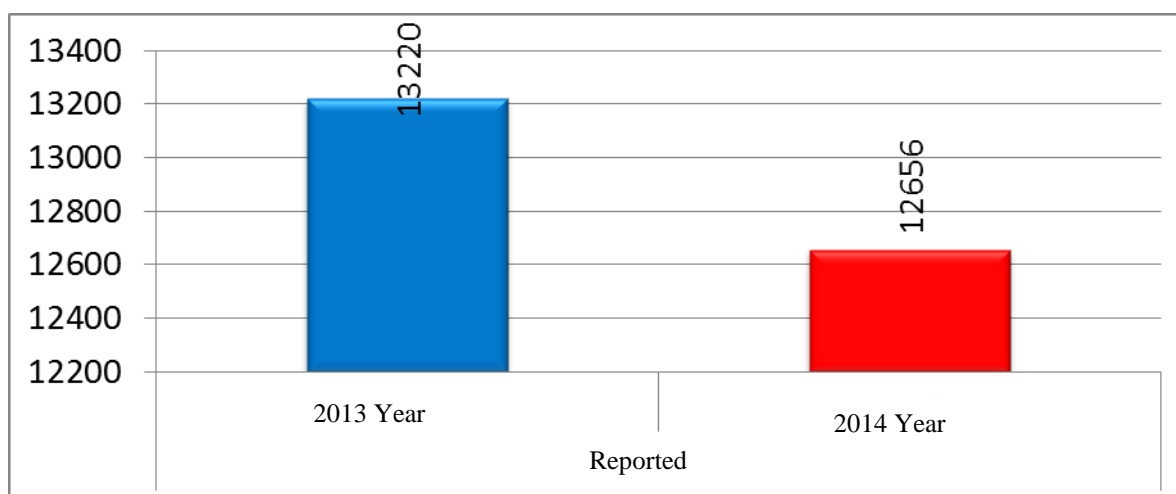


Source : Police Crime Division

- **Grave crimes reported in the Island**

12656 grave crimes had been reported in the Island from the year 01.01.2014 to 31.12.2014. At the end of the year, 7403 crimes had been solved and the solving percentage is 58. Grave crimes reported during the year 2013 were 13220. There is a 4% decline in grave crimes in the year 2014 compare to the preveious year.

Graph No.2

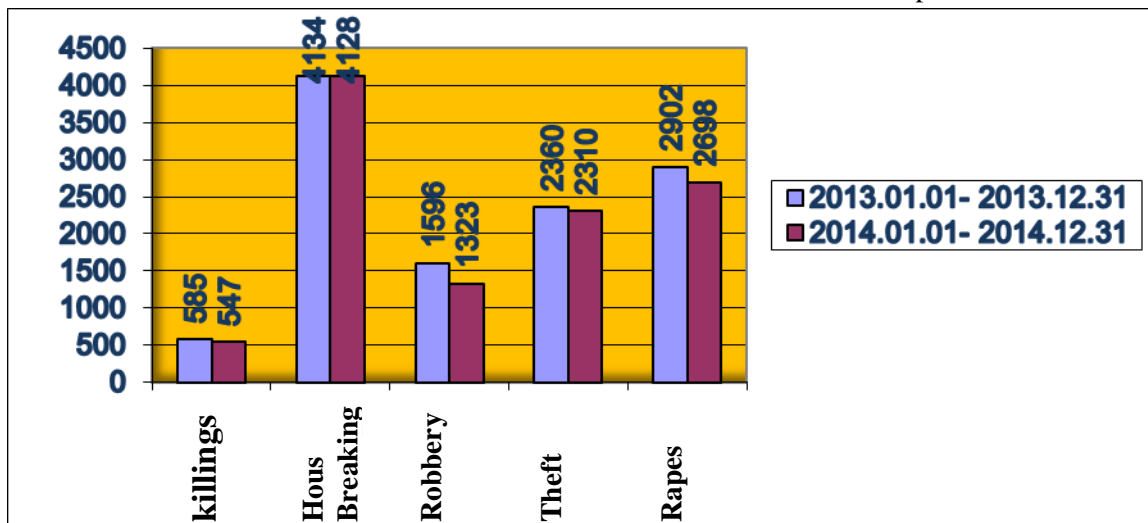


Source : Police Crime Division

According to the facts mentioned above,decling of the grave crimes by 8% and major crimes by 4% in the year 2014 is a clear indication that the efficentcy of the Department of Police has increased.

About the decline of major crimes reported

Graph No.3



Source : Police Crime Division

According to the brutal crimes which had been widely known in the society as crimes against human and property it has been declined the crimes reported in the year 2014 by killing 06%,rapes 07% smuggling 17%,robbery 0.1% and steeling 02% .this was a progress interms of the year 2014. To achive this target usage of new technology was highlited. For instance, after the introduction of Automated Fingerprint Identification System in 2014 crime investigation has been speed up.

2:1 Control of Crimes against Women and Children

Recognition of women and children in the society is believed to be a criterion interms of progress and stability of the country. Accordingly, Sri Lanka Police pay special attention on the protection of women and children. The table below shows that all the Police Stations have given priority on investigating and solving matters through child and women protection units. It shows a progress on solving crimes in the year 2014 comparing to the previous 2 years.

Reporting Crimes Against the Women and Children

Table 1

Type of crime	reported	solved	reported	solved	reported	solved
Crimes against children	6,038	1,263	6,040	2,109	5,868	1,648
Crimes against women	7,798	2,062	8,320	4,672	8,434	4,399
Total	13,836	3,325	14,360	6,781	14,302	6,047

Source: Police child and women bureau

03. Investigation of various complaints

Investigation of various complaints is like the heart of the Police Department. Though large number of complaints received by the police, they guarantee speedy solution for these complaints. Solving various complaints in the year 2014 can be identified by the table below.

Table No. 2

Nature of reported complaints		Number of complaints reported	Number of genuine complaints	Number of complaints investigated	Number of complaints mediated by the Police	Number of complaints solved by the mediatory board	Number of complaints withdrawn	Number of complaints under the process of investigation
1	attacking	202137	202137	201778	155141	16660	20404	9573
2	Abusing and Threatening	207845	207845	207428	174457	5439	19021	8511
3	Family disputes	148327	148327	148073	120161	1880	19636	6396
6	Land disputes	99493	99493	99209	85447	3703	5560	4499
7	Disturbing peace	3933	3933	3933	3174	112	376	271
8	Breaching of confidence	13975	13975	13890	10313	553	1444	1580
9	disputes regarding money and goods	128596	128596	128383	104483	5266	10352	8282
10	Looking after the parents	7863	7863	7838	6335	143	1007	353
11	Disputes on rents	8430	8430	8420	6512	266	857	785
12	Employer employee disputes	3778	3778	3754	3022	69	353	310

13	damage	20321	20321	20177	15602	1377	1896	1302
14	disputes regarding mental illnesses	8157	8157	8121	6629	212	885	395
15	disappear ances	7333	7333	7325	2662	07	3466	1190
16	other	205460	205460	205084	162520	6175	25167	11222
	Total	1065648	1065648	1063413	856458	41862	110424	54669

Source : Police Statistic Division

The table above shows the progress of solving various complaints in the year 2014. The police had been abled to solve 1063413 complaints out of 1065648 received. Not only had that but also 856458 out of those been solved with in the Police Station which shows the profesionality and the effeceint of the police service.

04. Traffic Management and Road Safety

It is a main objective of the Department of Police to make the road a safe place for all by minimizing accidents and preventing damage to the property and lives. Therefore, many police officers and material resources have been deployed in this regard.

Though the numbers of vehicles have been increased day by day, number of accidents has been reduced due to the skills of the police officers and the lawabiding public. The table below show that road safety and declining of road accidents taken place due to the Awareness activities made by various groups.

Traffic accidents

Table No. 03

year	Fatal accidents	Severe accidents	Minor injuries	Damage accidents	Fatal accidents Number of deaths	Number of vehicles	Number of accidents for 1000 vehicles	
	2,317	7,209	14,680	17,939	42,145	2,444	4,877,027	9
	2,190	6,870	13,525	15,292	37,877	2,324	5,203,678	7
	2,261	6,847	12,950	13992	36,050	2,436	5,633,234	6

Source : Police Statistic Division

4.1 Traffic Training Courses for the Police Officers.

Table No. 04

Duration from to	rank	Number of officers
2014.01.20- 2014.01.24	IP./ SI/ PS/PC / PCD	39
2014.04.07-2014.04.12	PS/PC / WPC	64
2014.09.12	PS./ PC	65
2014.09.13	PS./ PC	65
Total		233

04:2 Raising Awareness among Various Sectors on Road Safety

Source : Police Traffic Headquarters

Table No. 05

programmes	Total programmes	number of schools	Number of children	Number of pedestrians
School seminars	65	350	40535	-
Traffic control programmes	39	250	2916	-
display	45	350	40000	7000
Exhibition stalls	02	100	40000	45000
Total	151	1050	1,23451	52000

Source : Police Traffic Headquarters

05. Prevention of Liquor and Narcotic

To minimize the usage and production of liquor and narcotic which is a big burden in the society, the Department of Police is giving a huge contribution. A large amount of liquor and narcotic had apprehended through raids and percentage of filing cases and raids is 96%. Progress of narcotic raids and filling cases are also 96%. The details can be identified from following tables.

Reporting excise offences and solving

Table 06

#	excise offences	2012		2013		2014	
		Reported	Solved	Reported	Solved	Reported	Solved
1	Production & strain of illegal liquor	6,637	6,352	8,529	8,125	7,041	6,576
2	Production of Toddy without license	58	58	49	48	21	21
3	Manufacturing of government owned arrack illegally	104	103	29	25	45	41
4	Production & strain of spirit illegally	203	193	344	302	712	689
5	Selling or keeping in position of liquor illegally	89,966	84,781	85,655	82,436	82,042	79,386
6	Selling or keeping position of illegal toddy	5,361	5,106	7,241	6,678	6,160	5,900
7	Selling government owned arrack without a license or keeping position more than 7.5 liters	14,710	14,164	14,354	13,692	12,358	11,421
8	Selling beer & liquor without license/ keeping position of the for selling purpose	1,333	1,258	1,889	1,775	1,479	1,427
9	Selling or keeping position of Spirit manufactured illegally	298	296	487	474	545	540
10	Transporting illegal liquor or transporting toddy, other kinds of spirit/ government owned arrack without valid license (more than 7.5 liter)	386	380	351	341	355	336
11	Keeping position of tools that use to manufacture illegal liquor/ spirit and toddy	515	489	487	458	351	344
12	Other faults that fall under ordinance excise	5,797	5,617	5,188	4,844	3,681	3,553
Total		125,371	118,797	124,603	119,198	114,790	110,234

Source: Police Narcotic Bureau

Intoxicated things

Table 07

#	Intoxicated things	2012		2013		2014	
		Reported	Solved	Reported	Solved	Reported	Solved
1	Ganja	36,384	34,970	45,921	44,651	46,884	45,997
2	Abin	5	5	11	10	1	1
3	Hashis	8	4	10	10	752	660
4	Heroine	16,886	15,283	24,400	22,966	23,578	22,041
5	Mofine	2	2	12	12	2	2
6	Cocaine	6	0	0	0	4	4
7	Others	2,459	2,256	3,029	3,029	3,145	3,007
Total		55,230	52,520	73,383	70,678	74,366	71,712

Source: Police Narcotic Bureau

06. Prevention of statutory offences and Anti-Vice Raids.

Functions of the Police Department and Special Task Force regarding anti corruption and statutory offences in 2014 can be identified from the following table.

Corruption & Statutory offenses

Table 08

#	Offenses	2012		2013		2014	
		Reported	Solved	Reported	Solved	Reported	Solved
1	Corruption	3,369	3,192	2,724	2,627	1,921	1,856
2	Statutory offenses	73,854	71,044	73,124	69,541	54,877	52,998

Police Statistics Division

According to the table percentage of solving offences with regard to corruption in the level of 97% and there is a decrease when comparing with the years 2012 and 2013. In addition, the progress of solving statutory offences is in a successful level of 96%.

contribution of Special Task Force with regard to raids of corruption and statutory offences is highlighted. Accordingly, Special Task Force had given their assistance in 601 raids and 1121 apprehends.

07 Community Policing

The purpose of Community Policing service is to co-operate police officers with the public for social security through assuring the law & order. The Objective of this service is to serve the community with the support of the community. The below table portrays successful existence of Civil Security Committee in 2014 that had extended their great support to eradicate terrorism during the war.

Community Policing Civil Security Committee and meeting

Table 09

Serial No	Civil Security Committee	No of committee established	No of committee conducted
01	No of District Committees	24	97
02	No of Divisional Secretariat committees	331	3,401
03	No of Counseling Committees	429	4,924
04	No of Rural Civil Security Committees	14,046	306,222
05	No of Police Station Committees	429	4,905
Total		15,259	319,549

Source: Community Policing Division

Civil Security Committee implements programs covering every field in the society. According to the table indicated below, 524,270 such programs were conducted in 2014.

Obligations of Community Policing Civil Security Committee

Table 10

Serial No	Description	Amount
01	seminars to create awareness among school children by/through services of Community Policing	19,369
02	Guidance program for community vocational training	3,091
03	Educate drivers of school vans for community vocational training	9,977
04	Conduct various sport events for school children by/through services of Community Policing	3,107
05	Crimes/ Violence against children/ Violence against women/ Vehicles/ Narcotic etc.	186,189
06	Educate regarding transferable disease like Dengue	156,089
07	Violence against children/ Child abuse/ Leadership etc.	19,369
08	Educate children who left schools	3,091
09	Educate drivers and cleaners of school vans	9,977
10	Educate drivers of buses/ three wheelers/ lorries and other vehicles	26,312
11	Educate to abolish liquor and narcotic	30,858
12	Other acknowledgements	61,351
Total		524,270

Source: Community Policing Division

The below table depicts the various programs implemented by Civil Security Committee in 2014 to educate school children regarding abuse, crimes and develop their skills.

Table 11

Serial No	Province	Awareness programs for school children (e.g. violence against children/ child abuse/ Leadership etc.)	Speech contest/ art competition/ other sports events among school children
1	Central	4028	1883
2	Sabaragamuwa	1974	94
3	Uva	1945	200
4	South	2470	217
5	East	1627	105
6	North	1433	176
7	North Central	1355	33
8	North Western	2092	170
9	West	2445	229
Total		19 396	3 107

Source: Community Policing Division

08 Environmental Protections

While taking actions to clean the city clean, Environment Protection Division combines with Environmental Units attached to police stations islandwide, Municipality council, urban council and provincial council and private companies like Abans, Burns, Care Clean etc. in Colombo and suburbs had organized shramadana programs and many various programs in 2014 covering the island.

As special programs were executed throughout the year combined with Ministry of Health to control dengue which has become a disaster in this island that disease of Dengue would have been able to prevent for some extend.

Police Department coupled with Sri Lanka Navy and Sri Lanka Land Reclamation Corporation worked to widen all the canals in western province and clean them daily and maintain properly to overcome severe floods in rainy season in western province,.

In 2014, the above stated programs were continuously proceeded to protect the environment.



Inspecting the cleaning of canals

09 Public Services implemented by Police Headquarters

09:1 Public assistance Service of Inspector General of Police

This service serves as a service which gets direct attention from Inspector General of Police. It is also recognized as a method of solving public matters successfully.

Table 12

Serial No	Province	No of complaints received	No of complaints investigated	No of complaints currently investigating
1	Western Province	950	845	105
2	Southern province	148	143	06
3	Sabaragamuva Province	103	96	17
4	North Western Province	100	87	13
5	Central Province	67	60	07
6	North Central Province	29	28	01
7	Eastern Province	17	16	01
8	Northern Province	13	09	04
9	Uva Province	23	23	-

Source: Police Ombudsmen Division

Solutions were given in high performance to the complaints received to this unit in 2014. It is cleared through the below table that the progress is 90%.



Public Day implemented at police Headquarters

09:2 119 Emergency Call Service

From its beginning, 119 emergency call service is recognized as a very effective and productive service. Complaints made to emergency call service in 2014 were successfully solved. As per the table given below Department of Police has achieved its progress of 99% in 2014

Table 13

Year	Type of Complaints							No of complaints sorted out
	Crimes	Vehicles	Corruptions	Minor complaints	Family disputes	others	Total	
2013	52,113	65,114	140,540	291,924	38,777	87,801	676,269	665,900
2014	65,886	69,180	178,546	330,243	47,921	106,698	798,474	793,457

Source: 119 Emergency Call Service

10. Department of Human Resource

Human resource is the most precious resource owned by Department of Police. It is essential to develop the human resource to enhance efficient, productive and professional police service. Police Department constantly works for empowering the human resource by using the tools such as promotions and training.

As indicated in the tables given below in 2014, 3385 have been recruited to various ranks in Police Department and Special Task Force. Promotions have been offered to 45 officers.

10.1 New recruitment to Sri Lanka Police and Special Task Force

Table 14

Serial No	Rank	No of recruitment
01	Assistant Superintend of Police	03
02	Sub Inspector	213
03	Police Constable	1,370
04	Police Constable / Special Task Force	570
05	Women Police Constable	308
06	Women Police Constable / Special Task Force	53
07	Police Constable Driver	798
08	Police Constable Driver / Special Task Force	70
Total		3,385

Source: Recruitment Division

10.2 Promotions of Sri Lanka Police and Special Task Force

Table 15

Serial No	Rank	No of recruitment
01	Superintendent of Police to Senior Superintendent of Police	16
02	Assistant Superintendent of Police to Superintendent of Police	05
03	Chief Inspector to Assistant Superintendent of Police	124
04	Chief Inspector to Assistant Superintendent of Police / STF	15
05	Inspector to Chief Inspector	260
Total		405

Source: Personnel & Administration Division

10.3 Local Training Programs

Local training had been given to 32,205 officers under the training. These training programs are conducted in the fields of Crime Investigation, Case handling, Community Policing, Traffic Control, English and Tamil Language proficiency.

Table 16

Serial No	Institutes	Officers participated				
		Gazette officers	Inspect or grade officers	Junior grade officers	Others	Total
01	National Police Training Institute	216	1,072	59	-	1,347
02	Sri Lanka Police College	03	511	1,816	-	2,330
03	General Sir John Kothalavala Defense University	01	19	02	-	22
04	In-service Training Institutes	16	1,721	25,597	-	27,334
05	Other universities & training Centers	63	232	232	14	1,172
Total		299	4,186	27,706	14	32,205

Source: Sri Lanka Police College



Images of some training programs

10.4 Overseas Training Programs

Steps have been taken in 2014 to send male and female officers who were selected through interviews in accordance with ranks given below for overseas training programs aiming to develop knowledge and attitudes of Police officers and give a proper training to officers regarding the latest research strategies followed by Police Institutes from developed countries for public peace, law & prevention of crimes

Table 17

Serial No	No of causes	No of countries	Officers participated (Ranks)
01	73	26	SDIG 08 DIG 09 SSP 26 SP 07 ASP 38 CI 12 IP 37 SI 17 PS 01

Source: Sri Lanka Police College



Images of Overseas training program

11. Development of Material Resources

Development of Material Resources is important as the development of human resources because development of material resource is very important to get the productivity and effecntcy of the human resource.

Priority has been given for following projects under the development of material resources in 2014.

11.1 Constructing Pre-fabricated buildings

As a rapid solution for the problem of giving residence facilities to the Police officers who are working in North and East, construction of pre-fabricated buildings were started and implementing this project has been started throughout the Island as it is expected to complete the other two phases within the period of 2013-2015. Accordingly, 173 buildings out of 175 buildings of 13 Police Divisions has completed in 2013. That is a progress of 98%. Under phase III it has been planned to build 300 buildings in another 47 divisions and it is scheduled to complete in 2015.

11.2 Pre-fabricated building project in Special Task Force

Approval had been given to Special Task Force also to construct pre-fabricated buildings under priority basis for various necessaties. Under that it has been scheduled to build 272 buildings and 63 had completed at the end of the year 2014.

11.3 Construction of other Buildings

it has been planned to construct 84 buildings such as Police Stations, Police Offices including other buildings and number of Police Stations proposed to be constructed is 52.

- | | |
|------------------|----------------|
| 01. Aguruwathota | 05. Deniyaya |
| 02. Katana | 06. Nilaveli |
| 03. Kochchikade | 07. Badulla |
| 04. Diuvlapitiya | 08. Walasmulla |



Opening of Police Stations



12. Financial Progress

various Development projects in the Department of Police including Special Task Force has implemented in the year 2014 and regarding the financial progress of total recurrent and capital expenditure is given below,

Financial progress of the development projects

Table 18

Serial No	Project	Allocations received	Transferring with in the year	Net allocation	Expenditure To 31.12.2014
Sri Lanka Police					
1	Prefabricated housing project	89	435	524	516
2	Replacement project of the Police Headquarters	500	(485)	15	6.6
3	Development of the National Police Training College	750	(695.4)	54.6	52.4
4	Housing scheme for the Police Officers	1,500	(1,489)	11	-
5	Police CCTV Projects	575,2	(570)	5.2	0.2
6	Construction of common buildings and development	1,000	(213)	787	786
Sub total		4,414.2		1,396.8	1,361.2
Special Task Force					
1	Prefabricated housing scheme	-	305	305	305.5
2	Construction of common buildings and development	200	-	200	108.7
Sub total			200	305	505
Total		4,614.2	-	1,901.8	1,773.4

Source: Building division

• **Total Financial Progress**

Table No. 19

Institution	Amended allocation - 2014		Total Expenditure To 31.12.2014		Efficiency (%)	
	Recurrent	Capital	Recurrent	Capital	Recurrent	Capital
Sri Lanka Police	43,945,800	3,662,425	43,584,391	3,005,275	99.2	82
STF	5,612,500	6,007,500	5,612,500	5,844,293	100	97.3

Source: Chief Accountant –Police

Headquarters

13. Performance of the year 2014 in brief

As the main instruction to protect law and order in the country the Department of Police has dedicated their duty during year 2014 while facing various challenges.

Though the police always act lawfully, with discipline and exemplary, they have to face various obstacles and challenges according to the environment. However, the Department of Police who consider about their duty first, has gained the progress as follows through their dedication to the service and some set backs too.

- Huge success had been gained in the procedure of solving crimes and has speed up the process of investigation of crime through the technology of CCTV cameras and through Automated Finger print Identification System.
- Progress of solving crimes against children and women has increased from 24% to 42%.
- Success of solving excise and narcotic offences has been increased from 95% to 96%.
- When solving corruption and statutory offences it has reached to 97% of performance and the Special Task Force had given their maximum contribution.
- We are successful for reducing the accidents through awareness programmes regarding the road accidents and when comparing to the increase number of vehicles and population, number of road accidents and number of deaths has been reduced.
- Solving various problems shows a very high progress and the performance level of 119 emergency calls is 99%.
- Though there is a decline in building construction projects due to practical problems, there is a progress in constructing of new Police Stations.