



Annual Performance Report 2017

**Ministry of Plantation Industries
11th Floor, Sethsiripaya 2nd Stage,
Battaramulla**

Telephone 011 - 2186160
Fax 011 - 2186076
Web Site <http://www.plantationindustries.gov.lk>

Message of the
Hon. Navin Dissanayake
Minister of Plantation Industries



My prime objective is to develop the Plantation Industry of Sri Lanka with a new facelift bringing the prosperity to the country and to further promote it in the international community enhancing the economic, social and environmental productivity, profitability and sustainability of the plantation industry.

All the sectors in the plantation industry are to be fostered through the clear activities such as increase of production and plantation assets through courteous conduct and enhancement of benefits through the productivity of assets and in turn, my prime intention is to make direct contribution to the development of the country bringing forth a new economic pattern. As one of the steps thereof, the “Wawili Saviya” Programme which has already been initiated by our Ministry can be introduced and another objective is to transfer technology and physical resources to the farmers and encourage them to enhance the cultivations.

Accordingly, I avail this opportunity to thank the Hon. Deputy Minister, Secretary and the staff of the Ministry, Heads and the staff of the institutions coming under the Ministry and all stakeholders in the plantation sector who extended the fullest cooperation in achieving the targets within next years through the experiences gained in previous years and the new strategies and in fulfilling the responsibilities for the plantation sector through the strategies.

Navin Dissanayake (M.P.)
Minister of Plantation Industries

Message of the

Hon. Lakshman Wasantha Perera

Deputy Minister of Plantation Industries



Leading the institutions and the stakeholders and implementing development programmes in the field of plantation, making structural adjustments to the plantation sector that makes a significant contribution to the economic advancement of Sri Lanka, has been identified as the role of the Ministry of Plantation Industries.

In particular, the plantation community of our country had to face with the impact of climatic changes on plantation crops and the global impacts as well during the period under review and as the Ministry, measures could be taken to overcome the said challenges. Likewise, in line with the experiences gained in the year 2017, the necessary courses of action have already been planned for a high growth in the plantation sector in the year 2018.

I extend my fullest cooperation for the courses of action pursued by the Hon. Minister in future for the betterment of the plantation sector and I highly appreciate the contribution made towards the purpose by the Secretary and the staff of the Ministry, Heads and the staff of the affiliated institutions and the stakeholders in the sector.

Lakshman Wasantha Perera (M.P.)
Deputy Minister of Plantation Industries

Message of
Mr. J.A. Ranjith
Secretary of the
Ministry of Plantation Industries



The annual performance report of any government institution presents a review of the outcome of entire functions of the institution performed during the year with the use of state resources. This can also be stated as a management tool that ensures the Transparency and Accountability which is a key principle of good governance.

The role of the Ministry of Plantation industries is to enhance the production and productivity of the major plantation crops; tea, coconut and rubber, increase the contribution towards the national product and export revenue, promote small scale farmers, planters and manufacturers in the plantation sector and in turn, increase per capita income and uplift living standard.

In addition, the Oil palm cultivation and the Sugarcane research activities are also coming under the scope of the Ministry of Plantation Industries. This report elaborates the extent to which the performance indicators have been reached in the year 2017.

I am pleased to mention that the leadership of the Hon. Minister and the guidance of the Hon. Deputy Minister and the contribution of the staff of the Ministry and Heads and all the staff of the institutions coming under the Ministry were regularly received in performing the functions.

Through the lessons learnt on the achievements, failures, challenges, climatic changes and natural disasters, international trends and impacts in the year 2017, more progressive performance could be expected next year.

J.A. Ranjith
Secretary
Ministry of Plantation Industries

VISION

Achieving national prosperity through development of the plantation industry

MISSION

To enhance the productivity, profitability and sustainability of the plantation industry through ensuring an economically, socially and environmentally viable plantation sector

Strategic Development Objectives of Tea, Rubber and Coconut Sector

- **Enhancing productivity of plantation lands**
- **Increasing the quality of plantation crop based products to be able to compete in the world market**
- **Innovation and development of state of the art technology for plantation crop based industries**
- **Uplifting living standard of the plantation community**
- **Supply of high quality products to the local consumers**
- **Increase of foreign exchange earnings**
- **Retaining the cost of production at a low level**
- **Enhancing profitability of tea small holders and Plantation Companies**
- **Ensuring sustainable development through the environment conservation**
- **Promotion of intercropping and animal husbandry in plantation lands**

CONTENT

Introduction	1 – 2
Tea Sector	3 – 13
Rubber Sector	14 – 22
Coconut Sector	23 – 28
Sugarcane Sector	29 – 30
Oil Palm Sector	30

Plantation Management Monitoring	31
---	-----------

Tea, Rubber and Coconut Estates (Control of Fragmentation) Board	32 – 33
---	----------------

Special Projects	
- Smallholder Tea and Rubber Revitalization Project	34 – 35
- Progress of the Development Projects provisions directly allocated to the Ministry	36 – 40

Special Development Activities	
- CRT Trade Fair	40 – 42
- Payments of compensations for Floods and Landslides	42
- Fertilizer Subsidy in Cash	42
- Preparation of Disaster Management Plan	43

Human Resource Management	43 – 48
----------------------------------	----------------

Internal Auditing	48 – 49
--------------------------	----------------

Planning and Operations

49 – 51

Accounting

52 – 53

Provisions approved for the year 2018

53

Provisions allocated for special project in the year 2018

54

Introduction

The year 2017 was a challenging year for the sector consists of three plantation crops tea, rubber and coconut. There was an adverse impact on the sector due to the flood caused by the heavy rain and the strong wind prevailed in May and November 2017. The low rainfall prevailed in major coconut growing areas including the coconut triangle since the year 2016 was same in the year 2017. The drop in the price due to the increase in the supplies on the boost of global natural rubber production has also affected to Sri Lanka. It was a significant fact that the achievement of the sector made in the year while managing all these challenges including the suspension of tea imports by Russia at the end of the year.

Although the yield of tea and rubber increased compared to the previous year, the coconut yield decreased. As well, tea and coconut growers could fetch the highest price in this year for the first time in the history. The hike in the price of rubber could be seen up to last two months of the year as against the last year. As well, the foreign exchange earning from the exports of tea, rubber and coconut products could be increased compared to the last year.

This report contains the performance of tea, rubber, coconut and sugarcane research sectors achieved in the year 2017, directing the institutions coming under the Ministry and all stakeholders, as well as the overall performance of the Ministry achieved in the year 2017 by the all divisions of the Ministry within their scope under the provisions allocated to the Ministry by the National Budget.



➤ **Duties and Functions assigned to the Ministry as per the Gazette Extraordinary No.1933/13 dated 21st September**

- Provision of incentives and other facilities to increase yield of plantation crops
- Enhance international competitiveness for productivity in the plantation industry
- Adoption of necessary measures to promote value addition industries based on plantation crops
- Issuance of licences related to tea and rubber
- Issuance of permits for export of tea
- Issuance of licences related to fragmentation of tea and rubber estates, and their control
- Optimum utilization of plantation lands through multiple cropping and integrated farming, thereby increasing production and employment
- Matters relating to the development, promotion and research activities of tea, rubber and coconut industries
- Introduction of structural changes in respect of enterprises assigned to the Ministry

Institutions affiliated to undertake functions of the Ministry

- | | |
|---|--|
| • Sri Lanka Tea Board | • Rubber Development Department |
| • Tea Research Institute | • Rubber Research Institute |
| • Tea Small Holdings Development Authority | • Thurusaviya Fund |
| • Tea Shakthi Fund (Restructured) | • National Institute of Plantation Management |
| • Kalubovitiyana Tea Factory Ltd. | • Coconut Cultivation Board |
| • Sugarcane Research Institute | • Coconut Development Authority |
| • Tea and Rubber Estates (Control of Fragmentation) Board | • Coconut Research Institute |
| | • Sri Lanka Rubber Manufacturing and Export Corporation (Liquigated) |



Review

Tea cultivation has expanded to an extent of 202,022 hectares in 14 districts of Sri Lanka of which 121,967 hectares (60.4%) are contributed by the tea smallholders. 70,752 hectares (35%) are managed by Regional Plantation Companies and 9,033 hectares (4.5%) are managed by the government institutions.

The total made tea production in the year 2017 was 307.08 mn kg, registering an increase of 4.96% as against the year 2016. This increase was mainly caused by the favorable climatic conditions prevailed for tea cultivation during the year as against the last year. However, the flood affected to the tea growing areas in the middle of the year had adversely affected to the tea cultivation and as a result, 2292.3 hectares of tea cultivation was damaged. As well, 17 tea factories were damaged. The increase of tea production through the estates of the institutions in the year 2017 constitutes 6.4% of tea small holding sector, 0.3% of Regional Plantation Companies and 13.3% of the public sector. The tea smallholders have contributed 76% to the total tea production.

The average price per kg of made tea at the beginning of the year 2017 amounted to Rs.597.53 registering an increase of 45% compared to the outset of the year 2016. The average price per kg in the middle of the year amounted to Rs.599.75 and the average price per kg at the end of the year was determined as Rs.621.01. Accordingly, the average price per kg of made tea over the year was Rs.620.18 registering an increase of 32% as against the year 2016. It was a significant fact that the highest price in the history was fetched by the Sri Lankan tea growers in the year 2017.

288.98 kg of the total tea production that is, 94% was exported, registering an increase of 0.1% as against the year 2016. This was caused by the facts that maintaining tea stocks with the expectation of further increase in the price through the increase of tea auction price and suspension of the purchase of Ceylon Tea by Russia at the end of the year. However, the tea export income in the year 2017 was Rs.233.3 billion registering an increase of 26% as against the year 2016 due to the determination of high price internationally for Ceylon Tea.

Overall Performance of the Tea

Details	Year		
	2016	2017	2018 Targets
Tea Production (Mn. Kg.)	292.57	307.08	320.00
Productivity (Kg. /Hectare)	1508.00	1594.60*	1653.81*
Export Revenue (Rs.Bn.)	184.78	233.33	228.00
Replanting (Hectares)	1000.20	925.64	1060.00
New planting (Hectares)	109.00	202.00	400.00
Average sale price of tea at Colombo Tea Auction (Rs. / Kg.)	470.85	620.18	625.00
F.O.B Price (Rs. / Kg.)	639.88	807.44	775.00

*Provision

Tea Small Holding Sector

➤ Performance

Details	Year		
	2016	2017	2018 Targets
Production of tea small holders (Mn. Kg.)	218.07	231.96	250.00
Contribution to the total tea production (%)	75	76	78
Productivity (Kg / made tea /hectare)	1,872	1,991	2,300

➤ Tea Production

Elevation	Year		Variance (%)
	2016 (Mn. Kg.)	2017 (Mn. Kg.)	
High Grown	12.56	12.94	3
Medium Grown	28.57	28.74	1
Low Grown	176.94	190.28	8
Total	218.07	231.96	6

Regional Plantation Companies and Government Institutions

➤ Cultivation

- Tea cultivation has been undertaken in 70,752 hectares of 21 Regional Plantation Companies (RPCs).
- Tea cultivation has been undertaken in 9033 hectares of government institutions. (Janatha Estates Development Board, Sri Lanka State Plantation Corporation and Kalubowitiyana Tea Factory Ltd.)

➤ Tea Production Mn. Kg. (By the estates of the institution)

Category of Institution	Year		Variance %
	2016	2017	
Regional Plantation Companies	72.9	73.1	0.3
Public Sector	1.5	1.7	13.3

Tea Production



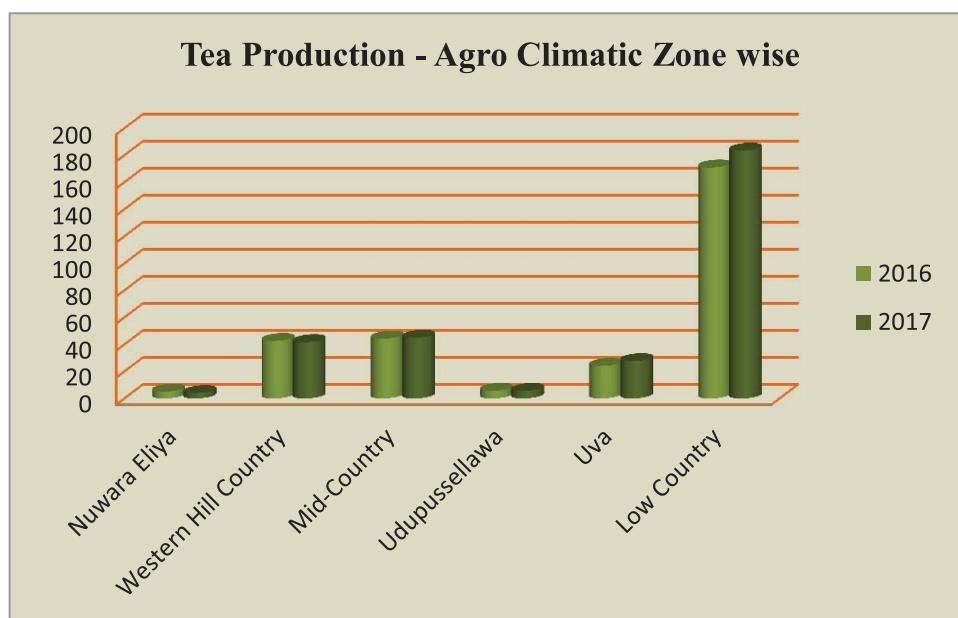
➤ Total Made Tea Production (Mn. Kg.)

Category of institution	Year		Variance %
	2016	2017	
Regional Plantation Companies	99.26	99.93	0.6
Public Sector	3.13	3.09	-1.3
Cooperative & private	190.18	204.06	7.3
Total	292.57	307.08	5.0

The made tea production of the Kalubowitiyana Tea Factory Ltd. from the green leaf purchased had dropped by 0.272 mn kg (21%) and it has resulted in the drop of made tea production in the public sector.

➤ Agro Climatic Zone wise (Mn. Kg.)

Climatic Zone	Year		Variance (%)
	2016	2017	
Nuwara Eliya	5.08	3.95	-22
Western Hill Country	42.53	41.68	-2
Mid-Country	44.30	44.92	1
Udupussellawa	5.70	5.62	-1
Uva	24.04	27.58	15
Low Country	170.92	183.33	7
Total	292.57	307.08	5



➤ Elevation wise (Mn. Kg.)

Elevation	Year				Variance	
	2016		2017		Mn. Kg.	%
	Mn. Kg.	%	Mn. Kg.	%		
High Grown (High)	64.43	22	64.36	21	-0.07	-0.1
Medium Grown (Medium)	44.51	15	45.55	15	1.04	2.3
Low Grown (Low)	183.64	63	197.17	64	13.53	7.4
Total	292.58	100	307.08	100	14.5	5.0

➤ Cost of Production

Details	2016	2017	2018 Target
Cost of production per kg. of green leaf (Rs.)	64.52	71.32	75.80

Tea Market – Colombo Tea Auction



➤ Average sale price

Elevation	Year		Variance (%)
	2016 (Rs. /Kg.)	2017 (Rs. /Kg.)	
High Grown	457.58	606.59	33
Medium Grown	420.67	565.85	35
Low Grown	487.16	637.97	31
Total Average	470.85	620.18	32

➤ Quantity of sales

Elevation	Year		Variance (%)
	2016 (Rs. /Kg.)	2017 (Rs. /Kg.)	
High Grown	56.24	56.95	1
Medium Grown	42.94	48.22	12
Low Grown	177.87	190.87	7
Total	277.06	296.04	7

Tea Export

➤ **Data on Exports and Re-exports of Ceylon Tea**

Details	Year		Variance (%)
	2016	2017	
Export Quantity (Mn. Kg.)	288.77	288.98	0.1
Export Revenue (Rs.Bn)	184.78	233.33	26
F.O.B Price (Rs.Mn)	639.88	807.44	26

➤ **Tea Export to 20 Main Destinations in the year 2017**

Country	Quantity		Decrease / Increase Compared to year 2016	
	(Mn. kg.)	% of Total Export	Quantity (Mn. kg.)	% of Total Export
Turkey	37.82	13.09	10.75	39.7
Iraq	35.03	12.12	2.48	7.6
Russia	33.38	11.55	(1.05)	-3.1
Iran	27.42	9.49	(6.51)	-19.2
UAE	15.79	5.46	(2.60)	-14.1
Azerbaijan	12.27	4.25	1.71	16.2
Libya	11.61	4.02	(1.04)	-8.2
China	9.90	3.43	2.30	30.2
Japan	7.92	2.74	0.16	2.1
Syria	7.40	2.56	(4.71)	-38.9
Chile	7.10	2.46	0.43	6.4
German	6.81	2.36	(0.04)	-0.7
Hong Kong	4.98	1.72	0.36	7.8
U.S.A.	4.84	1.67	(0.38)	-7.2
Jordan	4.69	1.62	0.69	17.3
Saudi Arabia	4.42	1.53	(0.10)	-2.2
Taiwan	4.32	1.49	1.24	40.3
Lebanon	4.13	1.43	0.66	19.0
Ukraine	4.10	1.42	(0.83)	-16.9
Netherlands	2.91	1.01	0.05	1.8
Sub Total	246.84	85.4	3.57	1.2

Activities in the Tea Sector

- Working on restructuring of the Tea Shakthi Fund. In this context,
 - Payment of compensations and gratuity to the employees whose services were terminated.
 - Appointment of a Committee by the Secretary of the Ministry to proceed with the affairs of the Tea Shakthi Fund after restructuring.

Accordingly,

- ❖ Identifying the amendments to be made to the Tea Shakthi Fund Act, No.47 of 2000 to proceed with the affairs of the restructured Tea Shakthi Fund and taking actions accordingly.
 - ❖ Conducting a work study on the staff (Posts and the No. of posts) required to proceed with the affairs of the Tea Shakthi Fund after restructuring.
 - ❖ Identifying options to make a permanent resolution for the officers who have been attached to the Ministry and other institutions and have issues on the qualifications of the recruitment.
 - Implementation of a special programme after signing a Memorandum of Understanding with the National Agribusiness Development Programme (NADEP) coming under the Presidential Secretariat to double the production capacity of Passara Tea Shakthi Tea Factory per day and to uplift living standard of tea smallholders.
- Commemoration of 150th Anniversary of the Ceylon Tea Industry in 2017.

Ministry of Plantation Industries and Sri Lanka Tea Board in collaboration with other stakeholders organized a number of programmes to coincide with the Sesquicentennial Anniversary throughout the year 2017.

- A sculptured bust of James Taylor, Father of the Ceylon Tea Industry was unveiled at the Head Office of the Sri Lanka Tea Board on 19th January 2017.



- Educational Fairs were conducted in Regions from March to November 2017.
- A ‘Global Ceylon Tea Party’ hosted by the country’s 37 Diplomatic Missions and Private Tea Parties in several countries worldwide was held on July 06, at 5.00 p.m. in each time-zone around world. Parallel to this, Sri Lanka also celebrated Global Ceylon Tea Party at Galle Face Hotel at 5 p.m. on July 2017.
- Rs.10/- coin was issued on 12th July 2017 at Central Bank of Sri Lanka.



- A first day cover and a two type of stamps (Rs.35/-) were issued on 13th July 2017 at the Auditorium of Ceylon Chamber of Commerce.
- The publication of a Commemorative Book ‘The 150 Years of Ceylon Tea’ was launched on 20th July 2017 at BMICH.
- A ‘Grand Charity Tea Auction’ was held on 20th July 2017 at BMICH and the entire proceeds of which will be invested in charitable projects benefitting the work force of the Plantation Sector.
- The International Colombo Tea Convention was held from August 8th to 11th, 2017 with the participation of a large number of local delegates and 300 overseas delegates.
- Immediately preceding the International Colombo Tea Convention, the Inter Session meeting of the FAO/IGG on Tea was held in Cinnamon Grand Hotel, Colombo on 12th and 13th of August 2017.
- A programme was initiated to develop the Ceylon Tea Museum.
- The National Tea Awards 2017 were held on 08th December 2017 at Nelum Pokuna Theatre under the patronage of H.E. the President Maithripala Sirisena with the purpose of appreciation and motivation of the stakeholders in the tea sector. The basic competitions were conducted at Regional and District Level for the following sectors and the awards were presented at National Level.



- Best Tea Plucker (In association with tea small holdings and Plantation Companies)
- Best Green Leaf Dealer
- Best Tea Estate
- Best Tea Factory
- Best Tea Taster
- Best Tea Innovation
- Best Photography
- Best Tea Exporter
- Best FOB Earner of Value Added Teas.
- Tea King and Tea Queen
- Best Tea Dance
- Best Tea Small Holdings Development Society

07 awards by the name of “Lifetime Service Award” were presented to appreciate those who excel in the field of tea and have made tremendous contributions to the tea sector during the lifetime.

- Tea Festival was held on 12th August 2017, to promote amongst Tourists and Sri Lankans the uniqueness of Ceylon Tea and the tea culture, through a festive atmosphere, was held with a focus on street events, featuring Tea stalls, food stalls and entertainment, including performances depicting tea related activities.
- The Memorandum of Understanding was signed on 17.10.2017 by the Tea Research Institute of Sri Lanka, Sri Lanka Tea Board and Kawasaki Kiko Co. Ltd. of Japan to conduct a survey to ensure the accuracy for introduction of analysis equipment using Japanese technology to speedily analyze the ingredients in Tea.
- Crafting of Master Plan for Tea Sector
The first meeting was held with the participation of all stakeholders related to the tea sector and as per the decision made thereat, a committee consists of 14 officials of the public and private institutions has been appointed for the “Tea Master Plan Steering Committee”

- Medium term plans were made and submitted for approval of the Cabinet Committee on Economic Management for the enhancement in the fields such as replanting in tea smallholdings, soil conservation and productivity promotion.
- A concept paper was prepared to make land use plans for tea small holdings sector. In this context, awareness programmes on the soil conservation method were conducted for tea smallholders in the country.

Activities for Diplomatic Relations


- SLTB organized a Ministerial Tea Trade delegation to visit Russia in July 2017 on a 'Ceylon Tea' promotional tour accompanied by a delegation comprising of state sector officials and private sector members of the tea trade coincide with "Prodexpo – 2017" International Trade fair in Moscow. The delegation had meetings with Hon. Minister of Agriculture in the Russian Federation and Moscow Chamber of Commerce and took part at Ceylon Tea promotion and public relations events in Moscow.
- Rare earth standard was considered as one of the biggest non-tariff barrier which resulting rejections of our teas due to excess detections. The discussions held with Chinese government were resulted to abolish the Rare earth contamination standards with effect from September 2017.
- Diplomatic interventions were made when Russia suspended the import of Ceylon Tea and a special delegation visited Russia and action was taken with the authorities in Russia to remove the suspension of Ceylon Tea.

Special Policy Matters/ Proposals to be implemented in the year 2018

➤ Amendments to Acts

Institution	Progress
Sri Lanka Tea Board	The observations of the Sri Lanka Tea Board for the Draft of the Legal Draftsman relating to the Tea Control Act No.51 of 1957 has been referred to the Legal Draftsman on 19.12.2017.
Tea Research Institute	The final Draft of the Legal Draftsman relating to the amendments to the Tea Research Board Act No.52 of 1993 has been sent and the Attorney General's Department has referred a letter dated 18.09.2017 seeking the consent of the Ministry for the purpose. Necessary actions are being taken to give the consent for the purpose.

Tea Small Holdings Development Authority	<p>A workshop on the observations made by the Legal Draftsman for the amendments to the Tea Small Holdings Development Act No.35 of 1975 was conducted on 31.10.2017 with the participation of the officials of Tea Small Holdings Development Authority and the Sri Lanka Tea Board to identify new amendments to be incorporated and actions are being taken to obtain required approvals for the purpose.</p> <p>The final Draft of regulations made to amend tea replanting and new planting subsidy regulations under the Tea Small Holdings Development Act No.35 of 1975 was received from the Legal Draftsman and the observations of the Tea Small Holdings Development Authority have been obtained on 21.11.2017 for the purpose. It has been decided to conduct a discussion on the observations with the Tea Small Holdings Development Authority and the Tea Research Institute.</p>
Tea Shakthi Fund	<p>At the first Committee meeting held on 06.09.2017 by the Committee appointed to proceed with the affairs of the Tea Shakthi Fund after restructuring, it has been proposed that it is opportune to amend the Tea Shakthi Fund Act No.47 of 2000 and actions are being pursued accordingly.</p>
National Institute of Plantation Management	<p>Necessary actions are being taken by the Committee consists of 04 officials of the National Institute of Plantation Management and 02 officials of the Ministry appointed to amend the National Institute of Plantation Management Act No.45 of 1979.</p>



Rubber Sector

Review

The rubber cultivation in Sri Lanka has expanded to 136,632 hectares in 17 districts. The new planting has been undertaken in 13 districts in the year 2017. Research plots are undertaken in Kilinochchi, Mullaitivu and Nuwara- Eliya districts. In the year 2017, 404.84 hectares (45%) of the entire new planting have been undertaken in Monaragala district which is the non-traditional area. This was mainly attributed by the activities of the Smallholder Tea & Rubber Revitalization Project. 44% of the rubber replanting that is, 29,554 hectares have been undertaken in Kegalle district. The rubber small holding sector contributes 65% to the rubber cultivation.

The price of Latex Crepe rubber increased gradually from the beginning to end of the year and decreased in December compared to November. The price of R.S.S. fluctuated in a short-range throughout the year. However, taking into consideration the average price in the year, the average price of each rubber category per kg has increased by 31% - 54% compared to the average price in the year 2016. The increase in raw rubber imports on fluctuation of natural rubber prices in the global market has caused not to affect to fixed prices.

The rubber production in the year 2017 was 83.1 mn kg registering an increase of 5.05% as against the year 2016. This was attributed by the increase of Latex & Other, Scrap Crepe and Sheet Rubber production by 41%, 5% and 4% respectively. However, the productivity in the rubber sector was 908.26 kg per hectare in the year 2016 which was 907.68 kg per hectare in the year 2017. The rubber cultivation in some areas was damaged due to strong winds and earth-slips occurred in May and November of the year and it affected to the production.

20.74% of 83.1 mn kg produced in the year 2017 has been exported. The export revenue of raw rubber in the last year was 20.4% of the rubber production. The export revenue of raw rubber was Rs.5.92 billion registering an increase of 24.4% as against the year 2016. The total export revenue related to rubber (Mainly with value addition) was Rs.133.3 billion registering an increase of 14.3% as against the year 2016.

Overall Performance of the Rubber Sector

Details	Year		
	2016	2017	2018 Targets
Rubber Production (Mn. Kg.)	79.1	83.1	90.0
Productivity (Kg. /Hectare)	908.26	907.68	851.39
Export Revenue (Rs. Bn.)	116.6	133.3	138.2
Replanting (Hectares)	538	846	1500
New planting (Hectare/ Including STaRR Project)	592.5	673	1750

Expansion of Rubber Cultivation

➤ Extent of Rubber Lands

Sector	Extent under Rubber (Hectare)		
	2016	2017	2018 Targets
Rubber Small Holding Sector	87,996	89,246	90,496
Corporate Sector	48,278	47,386	46,386
Total	136,274	136,632	136,882

➤ Extent under Rubber (Hectares)

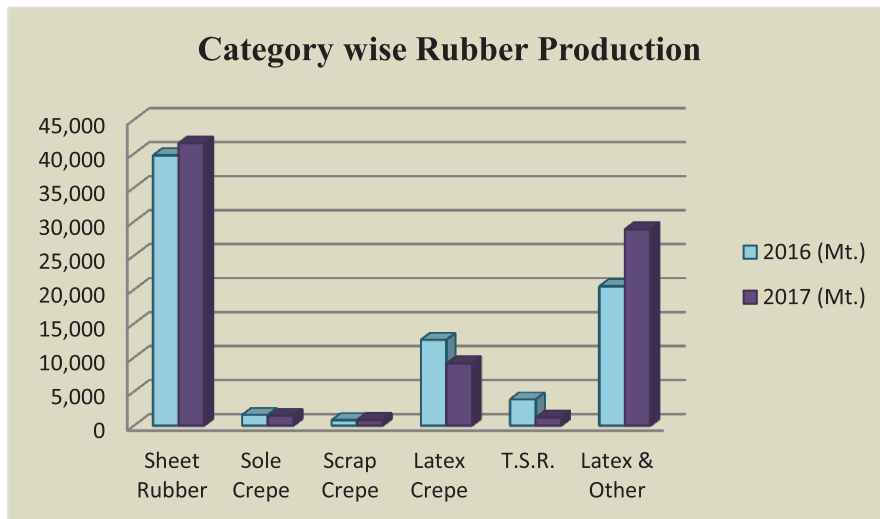
District	Year 2017	
	New planting (Smallholdings)	Replanting (Smallholdings)
Galle	2.05	3.54
Matara	3.77	15.29
Hambanthota	5.71	0
Ratnapura	40.27	111.82
Colombo	11.29	83.46
Monaragala	404.84	4.04
Badulla	17.80	8.09
Ampara	36.00	0
Kalutara	29.28	169.09
Kegalle	97.06	295.54
Gampaha	17.52	64.18
Kurunegala	5.17	12.94
Kandy	2.35	14.33
Matale	0	4.75
Total	673.11	787.07



Rubber Production

➤ Category wise Rubber Production

Category	Year		Variance (%)
	2016 (Mt.)	2017 (Mt.)	
Sheet Rubber	39,754	41,523	4
Sole Crepe	1,575	1,476	-6
Scrap Crepe	791	830	5
Latex Crepe	12,618	9,160	-27
T.S.R.	3,865	1,204	-69
Latex & Other	20,497	28,876	41
Total	79,100	83,070	5



Productivity of the Rubber Sector

Year	Kg. / Hectare
2015	1062.60
2016	908.26
2017	907.68

Rubber Market Price

➤ Local Rubber Market Price

Category	Year		Variance (%)
	2016 (Rs./Kg.)	2017 (Rs./Kg.)	
R.S.S. 1	238.97	337.27	41
R.S.S. 2	229.28	330.48	44
R.S.S. 3	231.36	324.50	40
R.S.S. 4	223.33	309.57	39
R.S.S. 5	226.31	295.79	31
Latex Crepe IX	262.38	351.64	34
Latex Crepe 1	258.66	348.01	35
Latex Crepe 2	238.37	336.32	41
Latex Crepe 3	220.35	322.53	46
Latex Crepe 4	188.19	280.39	49
Scrap Crepe IXBR	179.56	269.51	50
Scrap Crepe 2XBR	175.74	262.71	49
Scrap Crepe 3XBR	173.29	256.41	48
Scrap Crepe 4XBR	168.308	250.20	49
FB	156.14	230.62	48
SKIM	143.88	221.44	54

Rubber Export Revenue

Category	Year		Variance (%)
	2016 (Rs. Bn.)	2017 (Rs. Bn.)	
Raw Rubber	4.76	5.92	24
Half finished	0.77	0.64	-17
Finished products	111.02	126.78	14
Total	116.55	133.34	14

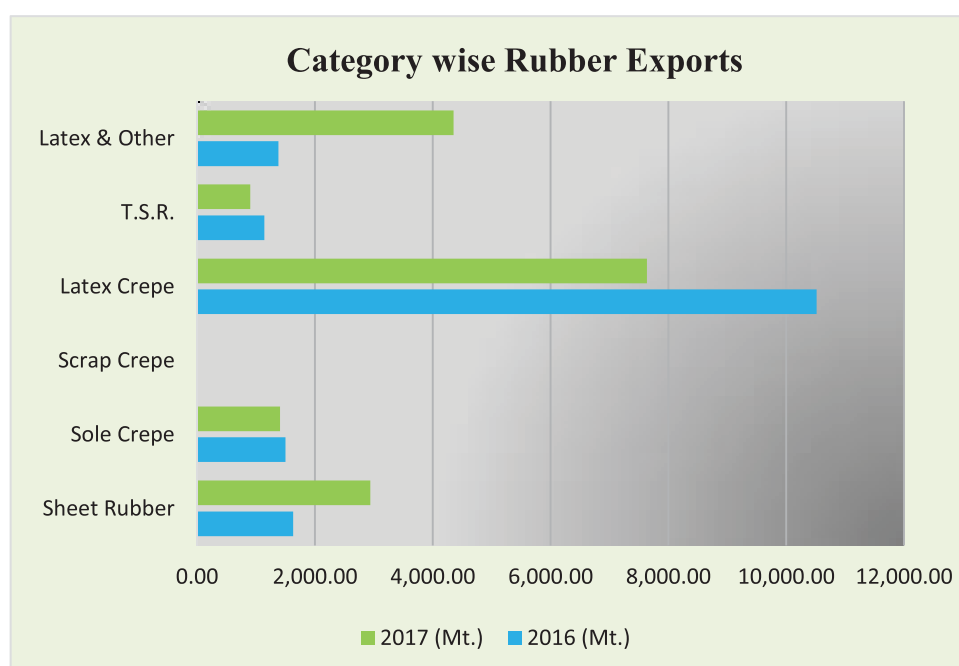
Raw Rubber Exports

➤ Rubber Production and Raw Rubber Export

Year	Rubber Production (Mt.)	Quantity of Exports (Mt.)	Export of the Production %	Export Revenue (Rs. Mn.)
2016	79.10	16.17	20.40	4,758.00
2017	83.07	17.23	20.74	5,920.00

➤ Category wise Rubber Exports

Category	Year		Variance %
	2016 (Mt.)	2017 (Mt.)	
Sheet Rubber	1,629.7	2,940.0	80
Sole Crepe	1,499.7	1,406.0	-6
Scrap Crepe	0	0	0
Latex Crepe	10,515.4	7,633.3	-27
T.S.R.	1,140.5	898.8	-21
Latex & Other	1,381.4	4,351.7	215
Total	16,166.7	17,229.8	7



Value Added Rubber Products

Details	2016	2017
Quantity value added (Mt.)	141,940	128,142
Variance as against the corresponding period of the previous year (%)	11.3	-9.7

Global Natural Rubber Production

Country	2016 (Ton '000)	2017 (Ton '000)
Thailand	4347	4429
Indonesia	3358	3629
Vietnam	1032	1149
China	774	798
India	624	719
Malaysia	674	731
Sri Lanka	79	83
Philippine	91	98
Cambodia	145	193

Special activities carried out for development of Rubber Sector

- Conducting a rubber tapper training special programme.
- Granting subsidies for intercropping to earn an additional income until the yield is achieved from the rubber cultivation.
- Granting subsidies for fixing of rain guards to enable tapping in rainy days.
- Making and implementing policy decisions for activities of the rubber sector as the case may be.
- Taking special measures to expand the rubber cultivation to non-traditional areas. In this context, the activities carried out under the programme for cultivation of rubber in Amapra district were coordinated and the progress was reviewed.

- Implementation of Sri Lanka Rubber Industry Development Master Plan (2016 - 2025)

The Sri Lanka Rubber Industry Master Plan was launched on 25.05.2017. Actions have been taken to set up a Rubber Secretariat in collaboration with the private and public sectors for implementation of this Master Plan and to recruit the relevant staff.
- Liquidation of Rubber Replanting Subsidy Fund and Rubber Control Fund

A Cabinet Memorandum was submitted on 15.08.2017 for liquidation of Rubber Replanting Subsidy Fund and Rubber Control Fund. Accordingly, a liquidator has been appointed in terms of the Cabinet approval.
- Approval of the Cabinet of Ministers was obtained to host the Annual Meeting of International Rubber Study Group and the World Rubber Summit for the year 2018 in Sri Lanka.
- Enhancement of the productivity in rubber cultivation

In order to enhance the productivity in the rubber cultivation, Three Year (2018 – 2020) Action Plan was prepared in collaboration with the Rubber Development Department, Rubber Research Institute and Thurusaviya Fund.
- Regularizing extension services in the rubber plantation

A Committee was appointed to regularize extension services in the rubber plantation and, on the recommendations of the said Committee, action was taken to restructure the staff and functions of the Rubber Development Department.
- In terms of the Cabinet Decision, a valuation report was obtained to lease out Elpitiya Foam Rubber Factory belonging to Sri Lanka Rubber Manufacturing & Export Corporation Ltd. for a period of 30 years. A Committee appointed to proceed with leasing out the factory is pursuing actions.

Programmes to be implemented in the year 2018

- Making and assisting to implement the policies related to development activities of the rubber sector.
- Addressing the issues in the rubber sector as the case may be.
- Special programme to enhance the productivity in rubber cultivation

Taking necessary steps to implement the Three Year (2018 – 2020) Action Plan prepared to enhance the productivity in collaboration with the Rubber Development Department,

Rubber Research Institute, Thurusaviya Fund and National Institute of Plantation Management.

➤ Implementation of Sri Lanka Rubber Industry Development Master Plan (2016 - 2025)

Rs.50 million has been allocated for the year 2018 and an Action Plan has been prepared for the purpose. Assisting the Rubber Secretariat to implement the programme and coordinating. Coordinating the implementation of projects coming under the scope of the Ministry among the projects in the Plan.

➤ Regularizing extension services in the rubber sector

Actions are to be taken to implement the following recommendations of the Committee appointed by the Ministry to regularize extension services of the rubber sector and to address the related issues. Accordingly,

- Re-organizing and reinforcing the Extension Division of the Rubber Development Department.
- Identifying clearly the duties of the Extension Officers of Rubber Development Department and Rubber Research Institute and employing them in the service effectively.
- Making a sustainable arrangement to bring research findings to the field and the information on the issues in the field to the researchers through making a research – extension dialogue.
- Preparing a joint programme to enable the use of human and other resources of each institution more effectively for development of the rubber sector.

➤ To perform the duties assigned as a member of the Association of Natural Rubber Producing Countries.

➤ To perform the duties assigned as a member of the International Rubber Study Group.

Making arrangements to conduct meetings of the International Rubber Study Group in the year 2018 at Taj Samudra Hotel from 06.05.2018 to 11.05.2018.

➤ Procurement is to be carried out to lease out Elpitiya Foam Rubber Factory belonging to Sri Lanka Rubber Manufacturing & Export Corporation Ltd. for a period of 30 years.

Activities for Diplomatic Relations

➤ Activities of the Association of Natural Rubber Producing Countries

- The officials of the Ministry and the Rubber Development Department participated in the 4th Meeting of the Committee on Natural Rubber Price Stabilization held in Thailand from 23.05.2017 to 25.05.2017.
- The officials of the Ministry and the Rubber Development Department participated in the International Training in Rubber Market Research and Analysis conducted in Malaysia from 17.04.2017 to 21.04.2017.
- The officials of the Ministry and the Rubber Development Department participated in the Workshop on supply, demand and modelling of Natural Rubber held in Philippines from 11.07.2017 to 14.07.2017.
- The officials of the Ministry and the Rubber Development Department participated in the Annual Conference and Annual Meetings of the Association of Natural Rubber Producing Countries held in Vietnam from 23.10.2017 to 31.10.2017.
- Taking necessary actions to implement locally the decisions made at the Annual Meetings and Committee Meetings of the Association of Natural Rubber Producing Countries.

➤ Activities of International Rubber Study Group

- The officials of the Ministry and the Rubber Development Department participated in the Annual Meeting and World Rubber Summit held in Singapore from 19.03.2017 to 24.03.2017.
- Taking necessary steps to implement the decisions made at the Annual Meeting of the International Rubber Study Group.



Review

The coconut cultivation has expanded to 440,000 hectares in the country of which 84% is contributed by coconut smallholders of less than 20 acres. The Coconut Cultivation Board has produced 4.36 mn saplings and distributed 3.84 mn under 13 programmes in the year 2017 for coconut new reunder planting and infilling in the year. Activities have been carried out to expand the cultivation targeting coconut cultivation lands.

The coconut yield in the year 2017 was 2450 mn nuts, registering a drop of 18.6% compared to the previous year. The low rainfall prevailed in major coconut growing areas including the coconut triangle from the end of the year 2015 and the same situation prevailed in the year 2017 and the lack of rainfall in Puttalam district and the major coconut growing areas in Kurunegala district from the beginning of the year 2017 have caused to decrease in the coconut yield. Since a sufficient rainfall was not received, the coconuts yielded were small in size.

A coconut price increasing trend had shown from the beginning of the year and an unusual increase was recorded in the second half of the year. An increase in the average coconut price at Colombo Auction by 78%, average wholesale price by 95% and average retail price by 44% (Considering all big and small coconuts) was observed as against the year 2016. The drop in the supply of coconuts due to low rainfall received from previous years and the use of a large number of coconuts to industries on the increased foreign market demand for coconut based products had caused to increase in the price of coconut. However, the export of fresh nuts was suspended from 18th June 2017 and the permission was given from December 2017 to import frozen coconut kernel under strong quarantine conditions enabling to use only for coconut based products for exports.

Rs.91.198 billion as the highest income so far recorded from the export of coconut based products was received in the year 2017 and it is an increase of 7.66% in Rupees and 3% in Dollar value. This was attributed by the increase in the price from the foreign buyers for local coconut based products.

Overall Performance of the Coconut Sector

Details	Year		
	2016	2017	2018 Targets
Coconut yield (Mn. Nuts)	3011	2450	2650
Export revenue (Rs. Bn.)	84.70	91.19	105.00
Productivity (Nuts/Hectare)	6836	5561	6015*
Coconut sapling production (Mn.)	3.03	4.36	4.26
Coconut auction price (Rs.)	27.26	48.62	-

*Provision

Coconut Prices

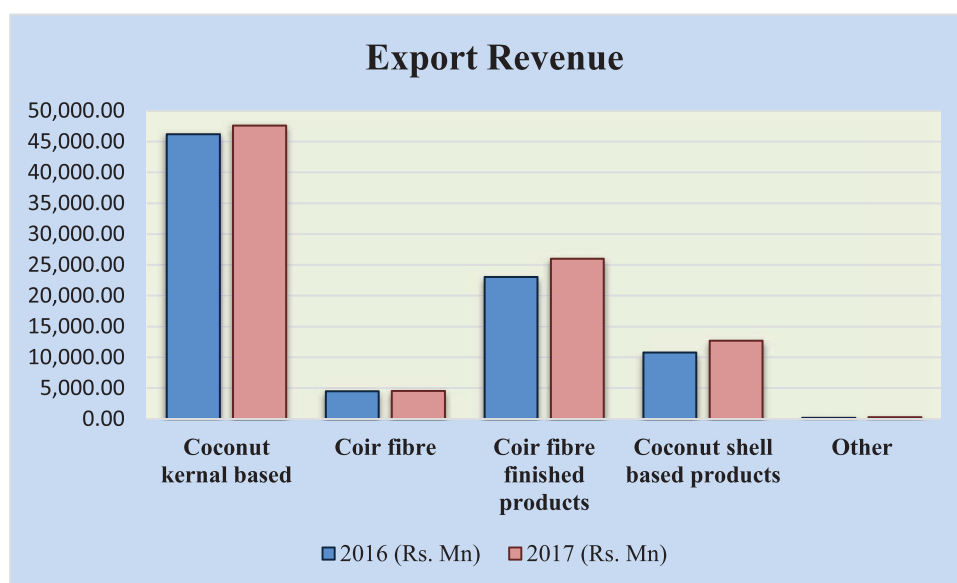


Price Category	Average price (Price per nut Rs.)		Variance %
	2016	2017	
Auction	27.26	48.62	78
Wholesale	32.13	62.71	95
Retail	48.98	70.70	44

Export Revenue

Coconut based products are exported under five main categories and the revenue earned thereby are as follows.

Product Category	Year		Variance %
	2016 (Rs. Mn)	2017 (Rs. Mn)	
Coconut kernal based	46,219.24	47,614.91	3
Coir fibre	4,478.39	4,560.08	2
Coir fibre finished products	23,045.58	26,019.75	13
Coconut shell based products	10,757.19	12,692.96	18
Other	201.34	310.43	54
Total	84,701.74	91,198.13	8



Fluctuation of Export

Product	Quantity			Revenue (Rs. Mn.)		
	2016	2017	Variance %	2016	2017	Variance %
Coconut Oil (Mt.)	7,094	6,310	-11	3,797.86	3,815.56	0.5
Virgin Coconut Oil (Mt.)	15,585	13,816	-11	9,891.86	10,590.29	7
Desiccated Coconut (Mt.)	49,206	29,418	-40	15,384.67	13,537.64	-12
Copra (Mt.)	1,184	501	-58	250.93	171.45	-32
Coconut Water (Mt.)	3,078	3,945	28	409.76	686.26	67
King Coconuts	4,057,022	5,155,971	27	439.24	459.70	5
Poonac (Mt.)	16,851	3,503	-79	670.43	143.34	-79
Coconut Cream (Mt.)	3,652	6,446	77	1,375.35	2,760.28	101
Coconut Milk Powder (Mt.)	6,793	6,234	-8	4,165.13	4,723.15	13
Coconut Arrack (Litre)	25,680	36,128	41	15.65	21.94	40
Coconut Butter (Mt.)	51	67	31	32.51	42.97	32
Coconut Flour (Mt.)	722	1,180	63	96.28	227.66	136
Coconut Shell Charcoal (Mt.)	5,142	9,254	80	380.02	705.85	86
Coconut Shell Chips/Flour (Mt.)	418	320	-23	24.18	24.98	3
Activated Carbon (Mt.)	34,987	39,591	13	10,352.99	11,962.12	16

Registration of Stakeholders with the Coconut Development Authority

Category	Year	
	2016	2017
Exporters	590	553
Brokers	14	16
Dealers / (Coconut Estates)	265	257
Desiccated coconut manufacturers	50	50
Coconut Shell Collectors	-	25
Coir based products manufacturers	342	318
Buyers	55	88
Coconut oil manufacturers	80	59

Participation in International Exhibitions

Through the coordination of Coconut Development Authority and the contribution of the Authority to the exhibition stalls, it has been facilitated the exporters to participate in the following exhibitions.

Exhibition	Country	Date	No. of Exporters participated
Coir fibre based (IPM)	German	24 -27 January 2017	05
Coconut kernal based (IFE) 2017	United Kingdom	19 -22 March 2017	06
Coconut kernal based (APAS)	Brazil	1 -4 May 2017	04
Coconut kernal based (Fine Food)	Australia	11 -14 September 2017	05
Coconut kernal based (FI – Europe)	German	28 -30 November 2017	05
Coir fibre based (IPM)	Dubai	05 -07 December 2017	05

Special Activities carried out in the Coconut Sector

- Guidance was provided to the Coconut Based Industry Development Programme implemented by the Coconut Development Authority at regional level. Under this programme, Coconut kernel, Coconut Shell and Coconut husk based small scale manufacturers were identified and encouraged.

- A labeling method with the logo of the Coconut Development Authority was introduced for standardization of coconut oil for safeguard of the coconut oil industry.
- The officials were facilitated to participate in the training workshops to regularize the standardization in the coconut industry.
- Guidance was provided to address the standardization issues in the coconut industry.
- The activities of the Kapruka Fund were expanded and new self-employment opportunities were generated.
- The island wide programme for distribution of coconuts at a concessionary price was launched to control the price of coconuts increasing day by day. The coconuts were coloured and sold by the Coconut Cultivation Board.



- Kapruka Societies were provided with 48 Mini Lorries to buy coconuts for retail sales.



- A coconut seedling nursery was established in Weligama to manage the Weligama disease effectively and to produce disease resistant coconut varieties.
- The export of fresh nuts was suspended as an immediate action to control the unusual increase in the price of coconuts.
- A contribution was made through the “Kapruka Purawara Programme” to alleviate the poverty in line with the new concept of “the year 2017 as the year of poverty alleviation” declared by the government.

- By the Cabinet Memorandum No.17/2781/726/016-II, Cabinet approval was obtained to import coconut kernel to use only for the coconut kernel based industries for exports and to regulate subject to the recommendations of the committee appointed relating to the importation of coconut kernel. Accordingly, action was taken by the manufacturers in the private sector to import frozen coconut kernel subject to conditions of the National Plant Quarantine Service.
- By the Cabinet Memorandum No.17/0288/726/005, Cabinet approval was obtained to maintain the levy on value added products for edible oil at an optimum level to control the coconut oil price in the local market.
- By the Cabinet Memorandum No.17/1310/726/031, Cabinet approval was obtained to distribute Rs.50 million from the Mill Development Fund of the Coconut Development Authority to relieve the desiccated coconut millers as the production capacity of desiccated coconut declined in the year 2017.

**Special Policy Matters to be implemented in the
year 2018**

- Launching a project under the concept “Household coconut consumption from the Home Garden” for all the coconut cultivable areas in Sri Lanka mainly including the urban areas. The home gardens cultivated with coconuts and suitable for coconut cultivation in the country are used for the purpose.
- The following policy proposals are to be implemented in the year 2018 to increase the export income of coconut based products through formal regulating.
 - Formulating a policy framework for formal regulation of the export of coconut products.
 - Preparing a strategic plan for registration of all coconut based industries in the country with the Coconut Development Authority.
 - Taking action to introduce formal standardization specifications for coconut industries.
 - Taking action to set up a strong organizational hierarchy of all stakeholders for development in the coconut industry.
- Making an investment to provide infrastructure for production of high quality hybrid coconut seedlings.
- Expanding the activities required to enhance the productivity in the coconut cultivation and establishing coconut model gardens.



Overall Performance of the Sugarcane Sector

Details	Year		
	2016	2017	2018 Targets
Extent under Sugarcane (Hectares)	16,272	16,561	19,605
Sugarcane Yield (Mt.)	653,000	759,450	856,900
Sugarcane Productivity (Mt. /Hectare)	53	54	52
Introducing new varieties	-	5	2

Special Activities carried out in the Sugarcane Sector

- Guiding and monitoring to continue the implementation of projects in the sugarcane research sector.
- Monitoring and guiding all development activities of the Sugarcane Research Institute.
- Providing Advisory Services to introduce 05 new sugarcane varieties of the Sugarcane Research Institute.

Special Policy Decisions made for the Sector and Progress

- Seeking advices of the Legal Draftsman to make relevant amendments to the Sugarcane Research Institute Act No.75 of 1981.
- Signing a Memorandum of Understanding for the scientific collaboration of the Yunnan Academy of Agricultural Sciences and the Yunnan Sugarcane Research Institute of Yunnan Province of the People's Republic of China with the Sugarcane Research Institute of the Ministry of Plantation Industries of the Democratic Socialist Republic of Sri Lanka for the improvement of sugarcane research in the two countries.
- Seeking approval of the Ministry of Foreign Affairs to implement a Memorandum of Understanding with Pakistan for the improvement of sugarcane research in the two countries.
- Formulating and implementing policy guidelines for development of the sugarcane sector.

Special Policy Matters and Proposals to be implemented in the year 2018

- Making amendments to the Sugarcane Research Institute Act No.75 of 1981.
- Signing a Memorandum of Understanding with Pakistan for the improvement of sugarcane research in the two countries.
- Formulating and implementing policy guidelines for development of the sugarcane sector.

Oil Palm Sector

Special Activities

- In terms of the policy decision made to expand the oil palm cultivation of Sri Lanka to 20,000 hectares, approval has been granted to 05 Regional Plantation Companies to import 259,900 seeds in the year 2017 of which 1356.37 hectares are to be cultivated.
- In terms of the decision made by the Cabinet of Ministers in the year 2009, Recommendations have been made for tariff concessions to import 243,900 seeds in the year 2017.
- Actions were taken in respect of the public complaints and objections against the Oil Palm cultivation. Especially, actions were taken to make aware the District Secretaries in the Oil Palm growing areas. The fullest corporation was given to the scientific study led by the Central Environmental Authority to look into the matter whether the Oil Palm cultivation makes a damage to the environment or water resources.

Palm Oil Production

Type	Production (Mt.)	
	2016	2017
Crude Palm Oil	18,083	20,981
Crude Palm Kernel Oil	941	1,188
Kernel Oil	776	943
Plantation Companies	80,392	87,444

Division wise Performance of the Ministry

Plantation Management Monitoring Division

- **Recovering lease rentals from the Regional Plantation Companies**

The estimated arrears of lease rentals to be collected in the year 2017 was Rs.1510.11 million of which Rs.1257.69 million has been recovered as at 31.12.2017.

The arrears of lease rentals which was included to above Rs. 1510.11 million and to be recovered as at 01.01.2017 for the previous years was Rs.502.52 million and the said total amount could be recovered.

- **Financial Progress Review of the Regional Plantation Companies**

Actions have been taken to regularly continue proper studying and analyzing of quarterly and annual accounts statements of the RPCs and thereby, instructing to the Companies to make rectifications where necessary. Moreover, a data base on the financial and physical progress of the Plantation Companies is being maintained.

- **Sub-Leasing**

Action has been taken to grant approval of the Golden Share Holder to sub lease 04 plots of lands from the estates managed by Regional Plantation Companies to third parties.

- **Monitoring of Timber Harvesting and Field inspections**

Field inspections were conducted in 62 estates owned by 08 Regional Plantation Companies in collaboration with other relevant institutions and approval has been granted for timber harvesting.

- **Eviction of Squatters**

In terms of the State Lands (Recovery of Possession) Act, action has been taken with regard to 370 cases relating to unlawful squatting and unauthorized occupancies in more than 400 estates managed by Regional Plantation Industries. The contribution has been made to the cases hearing at various courts with regard to this matter and about 05 field inspections have been conducted.

- **Release of lands for public purposes of the government**

Necessary actions have been taken in respect of 188 requests made to allocate lands from the estates managed by the Regional Plantation Companies for infrastructure development projects and other public purposes (Schools, playgrounds, community centres, religious places, houses).

Tea, Rubber & Coconut Estates (Control of Fragmentation) Board

Physical Progress

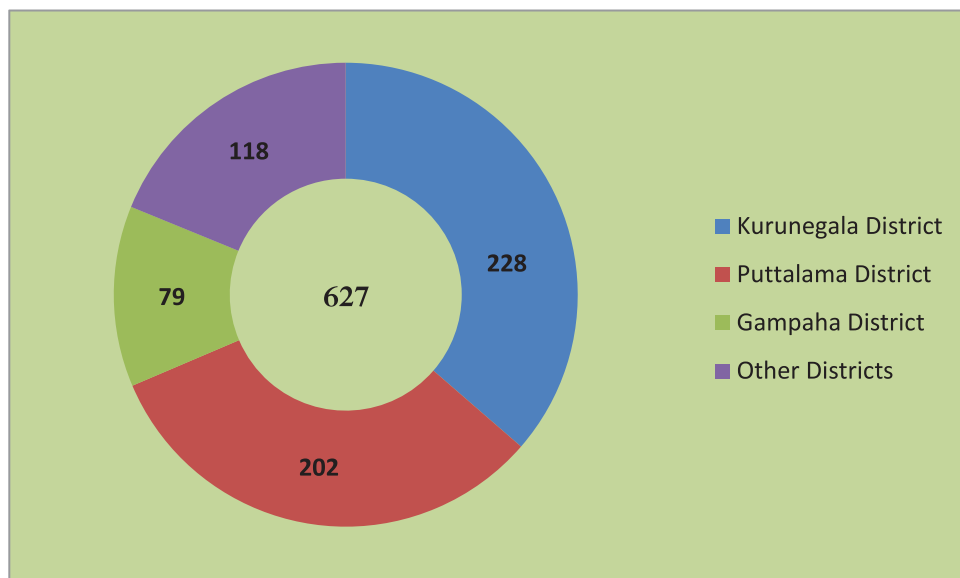
No. of Applications received	Method of transfer	Extent of land applied			Extent of land approved up to 31.12.2017		
		Acres	Roods	Perches	Acres	Roods	Perches
129	Single units	2049	1	24.80	1984	0	15.5
498	Other transfers	9016	0	24.05	6093	3	31.76
627	Total	11065	2	8.85	8078	0	7.26

Receiving Applications

Description	Number
Total No. of applications received	627
No. of Applications submitted to the Board of Directors	478
No. of Applications approved by the Board of Directors	452
No. of Applications rejected	02
No. of Applications inapplicable to the Act	24
Applications incomplete & referred to obtain reports	137
Applications not required to transfer	12

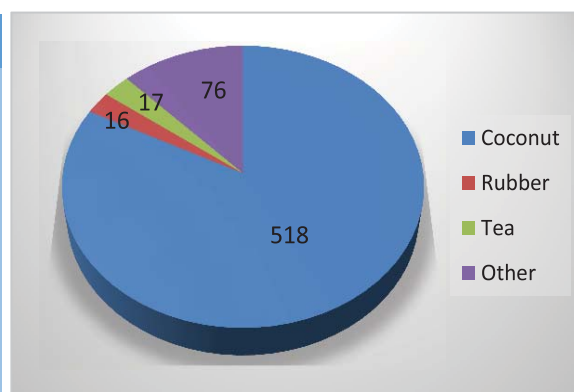
Board Meetings conducted	60
--------------------------	----

District wise applications received



Crop wise applications received

Crop Type	Number of Application	Extent of Land (Applied)		
		Acres	Roods	Perches
Coconut	518	8560	2	38.06
Rubber	16	337	1	13.97
Tea	17	654	1	37.50
Other	76	1512	3	39.32
Total	627	11065	2	8.85



Special Projects

Smallholder Tea and Rubber Revitalization Project

The first 06 months of the year 2017 were taken to recruit the field staff, Project Director, Chief Accountant and to other posts of the Project implemented during the period from 2016-2021 on the financial contribution of the Government of Sri Lanka (GOSL) and the International Fund for Agricultural Development (IFAD). Accordingly, it interrupted to achieve the targeted financial and physical progress. Making interruptions to identify lands in Ampara district for rubber new planting and delay in rain in Maha season had affected to the progress. The targets of the Project for the year 2018 have been updated to achieve the targets not achieved in the year 2017.

Physical Progress – As at 31.12.2017

➤ Tea Replanting

District	Targets for tea replanting (Hectares)	Progress of identifying lands (Hectares)	Issue of permits for selected lands	Extent of lands permits issued (Hectares)
Galle	400	544.67	1579	337.35
Matara	430	733.14	2024	414.02
Ratnapura	450	482.48	1121	290.37
Badulla	180	283.09	744	138.67
Kandy	120	315.95	797	170.40
Nuwara Eliya	75	228.61	571	120.09
Total	1,655	2,587.94	6,836	1470.90

District	Prepayments Instalment payments (Rs. Mn.)	Land extent prepayments, instalment payments made (Hectares)	Subsidy payments (Rs. Mn.)	Land extent subsidy payments made (Hectares)
Galle	28.64	191.08	0.77	9.51
Matara	42.00	277.94	1.05	10.61
Ratnapura	36.19	242.92		
Badulla	13.65	91.86		
Kandy	17.90	129.17		
Nuwara Eliya	10.00	69.98		
Total	148.38	1002.95	1.82	20.12

➤ Rubber New Planting

District	Targets for rubber new planting (Hectares)	Progress of identifying lands (Hectares)	Issue of permits for selected lands	Extent of lands permits issued (Hectares)	Subsidy payments (Rs. Mn.)
Monaragala	400	520	903	520	7.20
Ampara	700	118	224	118	0.55
Total	1100	638	1127	638	7.75

Financial Progress – As at 31.12.2017

Funding Source	Allocation (Rs. Mn.)	Progress as at 31.12.2017	
		Expenditure (Rs. Mn.)	%
IFAD	400.00	292.86	73
GOSL	900.00	26.69	3
Total	1300.00	319.55	25



Progress of the Development Projects provisions directly allocated to the Ministry

Financial Progress – as at 31.12.2017

No.	Project	Total Estimate Cost (Rs.Mn.)	Target 2017 (Rs.Mn.)	Progress 2017 (Rs.Mn.)
1	Smallholder Plantation Entrepreneurship Development Programme (SPEnDP) (2007-2017)	3163.29	70.00	43.58
2	Control of Weligama Coconut Leaf Wilt & Rot Diseases (1) 2011-2014 (2) 2015-2017	970.00	30.00	11.01
3	Establishment of Sugarcane Nurseries (2014 - 2018)	139.10	10.00	10.00
4	Kapruka Fund (2016 - 2017)	30.00	20.00	20.00
5	Supervision of Plantation Management (2016 - 2018)	35.00	13.00	13.00
6	Development of a biochemical Approach to control the tea Shot hole -borer (2016-2018)	17.65	0.78	0.78
7	Identification of the Potential Pest and Disease Problem Rubber in Non-Traditional Areas to Develop Improved Management Strategies (2016-2020)	20.005	4.095	4.095
8	Production of genetically superior high yielding coconut planting material for National Replanting Programme (2017-2019)	138.20	59.00	48.94
9	Detailed Mapping on major pest attacks on Coconut (2017-2019)	37.70	16.00	12.00
10	Establish a National Finite Element Simulation Center (FEAS) at Plastic and Rubber Institute of Sri Lanka (2017)	50.00	50.00	50.00
11	Strengthening Tea, Rubber & Coconut Research Institute (2016-2017)	200.00	110.00	109.79
12	Implementation of Master Plan for Rubber Development (since 2016)	100.00	13.996	12.658
13	Modernizing Coconut Processing Research Division of the Coconut Research Institute (2017-2018)	96.00	10.00	10.00
14	Upgrading the National Institute of Plantation Management (NIPM) training facilities towards the plantation sector development in accordance with the university college concept (2017-2019)	314.00	15.30	15.30
15	Establishment of a mechanism to multiply and disseminate quality planting materials of newly developed tea cultivars and improved seed materials among tea smallholders (2017-2021)	86.00	5.00	5.00
16	Development/Upgrading of laboratory and infrastructure in Tea Research Institute of Sri Lanka (2017-2019)	272.50	10.00	10.00

No.	Project	Total Estimate Cost (Rs.Mn.)	Target 2017 (Rs.Mn.)	Progress 2017 (Rs.Mn.)
17	Investigation on adaptive responses of Tea plants to climate changes (2017-2021)	34.45	14.15	14.15
18	Developing a model estate for rubber at Dalton field to demonstrate how to meet the global competitiveness in plantation industries with locally available technology (2017-2021)	151.52	8.85	8.85
19	Modification of fertilizer recommendations of heave with reference to plant, soil and field parameters (2017-2021)	27.80	4.00	4.00
20	Rehabilitation of Rural Agricultural Access Roads in tea small holdings in the up-country (2017)	75.00	75.00	46.72
21	Establishment of deep wells to ensure water availability in tea smallholdings (2017)	71.61	71.61	50.63
22	Provide Coconut Nuts for consumers at reasonable price and developing a system to collect coconut shell through Kapruka Farmer organisation (2017)	23.00	23.00	23.00

Physical Progress – as at 31.12.2017

NO.	Project	Physical Progress
1	Smallholder Plantation Entrepreneurship Development Programme (SPEnDP) (2007-2017)	<ul style="list-style-type: none"> • Project completion report Completed. • Project closing activities done
2	Control of Weligama Coconut Leaf Wilt & Rot Diseas (1) 2011-2014 (2) 2015-2017	<ul style="list-style-type: none"> • Marked 4572 palm of 82,972 Lands in deseas areas and buffer zone. • 3033 palms removed • Conducted 40 Awareness programmes.
3	Establishment of Sugarcane Nurseries (2014 - 2018)	<ul style="list-style-type: none"> • Renovation of 3 agro wells, installation of 4 deepwell pumps • completed the construction of the Hot -water treatment plant • Renovation of 2 quarters, completed erection of an electric fence

NO.	Project	Physical Progress
4	Kapruka Fund (2016 -2017)	<ul style="list-style-type: none"> Registered and Regulated by updating the annual returns from the kapruka societies through the fund Act. Conducted 9 capacity building programme to the Field officials Conducted 91 training programme for Improving the capacities of community leaders Conducted the 18 exposure visits to learning and sharing the experience conducted 5 trade fairs to promote the kapruka products
5	Supervision of Plantation Management (2016 - 2018)	<ul style="list-style-type: none"> Renovation works and purchasing of equipments were completed. Conducted worker training programmes- 13, Training of Trainers programme- 02
6	Development of a biochemical Approach to control the tea Shot hole -borer (2016-2018)	<ul style="list-style-type: none"> The sample collection analysis both non-volatile and volatile sample analysis for 7 months has been completed. Olfactometric studies also has ben completed with extraction fractions Data analysis and identification of chemicals that act as attractants or repellents are continuing.
7	Identification of the Potential Pest and Disease Problem Rubber in Non-Traditional Areas to Develop Improved Management Strategies (2016-2020)	<ul style="list-style-type: none"> Planting – experimental sites for clonal screening purposes (Padiyathalawa, MahaOya, Vavunia, Kandakaduwa) were completed screening nurseries of Monaragala and Padiyathalawa have been established
8	Production of genetically superior high yielding coconut planting material for National Replanting Programme (2017-2019)	<ul style="list-style-type: none"> 11 Polination workers recruited.4 Lab Assistances Recruited and trained.Hand pollination of 1000 mother palms at PSG in progress. Establishment of 2 mite parasite breeding labs at ISG and PSG completed and parasite breeding in progress. Parasite mite application to coconut palms commenced and in progress. Establishment of a drip irrigation system for 73 ac at ISG and Work completed .irrigation system established. establishment of a 200 ac hose irrigation system at PSG was completed . surface irrigation system at MOSG seed garden has been completed . Organic Manure aplication done for 8000 palms at ISG ,4000 Palms at PSG and 5000 palms for MOSG, involved in seed production in order to improve the plant hea;lth and improve soil physical and chemical properties.

NO.	Project	Physical Progress
09	Detailed Mapping on major pest attacks on Coconut (2017-2019)	<ul style="list-style-type: none"> Steering committee established and conducted. Conducted technical committee meetings. Purchased 74 equipment Printed 30,000 survey Questionnaires 3050 Data Computerized .
10	Establish a National Finite Element Simulation Center (FEAS) at Plastic and Rubber Institute of Sri Lanka (2017)	<ul style="list-style-type: none"> Preliminary project report was completed. Actions are being taken to commission the FEAS Centre at RRISL, Ratmalana
11	Strengthening Tea, Rubber & Coconut Research Institute (2016-2017)	<ul style="list-style-type: none"> Procurement works completed and all equipments have been purchased by TRI, CRI and RRI
12	Implementation of Master Plan for Rubber Development (since 2016)	<ul style="list-style-type: none"> Office premises rented Carder approval obtained
13	Modernizing Coconut Processing Research Division of the Coconut Research Institute (2017-2018)	<ul style="list-style-type: none"> 1st half of the consultancy for preparation of bidding documents and preparation of structural drawing completed Laboratory equipments and furniture have been purchased
14	Upgrading the National Institute of Plantation Management (NIPM) training facilities towards the plantation sector development in accordance with the university college concept (2017-2019)	<ul style="list-style-type: none"> Contract was awarded to renovation the hostel building appointed a consultant for hostel building. modules writing progress is in progress.
15	Establishment of a mechanism to multiply and disseminate quality planting materials of newly developed tea cultivars and improved seed materials among tea smallholders (2017-2021)	<ul style="list-style-type: none"> Rehabilitation of 4.0 ha lands of 4 locations completed. 23,000 cutting have been propagated in low and up country nurseries.
16	Development/ Upgrading of laboratory and infrastructure in Tea Research Institute of Sri Lanka (2017-2019)	<ul style="list-style-type: none"> Roof painting and Replacing Gutters and down pipe A,B,C,D and E Type Buildings have been completed.
17	Investigation on adaptive responses of Tea plants to climate changes (2017-2021)	<ul style="list-style-type: none"> Letter of credit was opened with respect of purchasing the controlled environment facility and 10.98 million LKR spent. the rest (3.17 million LKR) is committed for duty and clearance.
18	Developing a model estate for rubber at Dalton field to demonstrate how to meet the global competitiveness in plantation industries with locally available technology (2017-2021)	<ul style="list-style-type: none"> Improving Low Productive lands In 65 ha weeding/ terracing were completed Fixing rain guard 100 ha. in low productive land were completed Improving moderate Productive lands In 30 ha. weeding/ terracing were completed Fixing rain guard 50 ha. in moderate productive land were completed Replanting (Ha.20) was completed Controlling of white root disease

NO.	Project	Physical Progress
19	Modification of fertilizer recommendations of heave with reference to plant, soil and field parameters (2017-2021)	<ul style="list-style-type: none"> • Make a detailed map and Collection of plant, soil samples and field parameters in Galle, Kegalle and Matara Districts have been completed • Purchased of new Block digestion Unit
20	Rehabilitation of Rural Agricultural Access Roads in tea small holdings in the up-country (2017)	<ul style="list-style-type: none"> • 140 sub projects have been identified and approved. • 88 rural roads were completed.
21	Establishment of deep wells to ensure water availability in tea smallholdings (2017)	<ul style="list-style-type: none"> • MOU signed with NWS & DB • Investigation and digging of tube well are in progress.
22	Provide Coconut Nuts for consumers at reasonable price and developing a system to collect coconut shell through Kapruka Farmer organisation (2017)	<ul style="list-style-type: none"> • Provided 48 small lorries • Conducted 1 workshop

Special Development Activities

CRT Trade Fair

An International Trade Fair including exhibition stalls, workshops, seminars and various activities representing Tea, Rubber and Coconut sectors were conducted from 11th to 13th August 2017 at BMICH.



Physical Progress– As at 31.12.2017

➤ Exhibition Stalls

Sector	Local	Foreign
Tea	62	01
Rubber	16	01
Coconut	81	09
Services	52	-
Machinery/Equipment	13	02
Total	224	13

➤ Seminars/ Workshops

No. of Sessions	No. of Lectures	Group	Moderator and Resource Personnel	No. of Participants
05	21	Local	18	797
		Foreign	08	

➤ No. of Visitors at the Trade Fair

Date	Number
11 th August	5,400
12 th August	7,050
13 th August	6,000
Total	18,450

➤ No. of Participants at the Inauguration

Chief Invitees	Local	455
	Foreign	85
Other Invitees		1060

➤ Business Meetings

No. of Business Meetings conducted	Group	No. of Participants
12	Local	12
	Foreign	05
		82

Financial Progress– As at 31.12.2017

Approved Amount (Rs. Mn.)	Expenditure (Rs. Mn.)
50.00	47.02

Payments of Compensations for Floods and Landslides

- Payment of compensations for damaged tea cultivations of the affected tea smallholders due to the floods and landslides occurred in May 2017.

District	Extent of land damaged(Hectares)	Amount of Compensation paid	
		Tea smallholders	Amount (Rs. Mn.)
Ratnapura	311.2	1,963	73.00
Kalutara	692.5	1,825	68.00
Matara	739.2	3,825	72.00
Galle	549.4	5,905	100.00
Total	2,292.3	13,518	313.00

- Providing Relief for the damaged factories due to the floods and landslides occurred in May 2017.

District	No. of factories compensations paid	Amount of Compensation paid(Rs. Mn.)
Galle	09	37.62
Matara	07	58.99
Baduraliya	01	9.69
Total	17	106.30

Fertilizer Subsidy in Cash

Crop	Annual Target		Progress as at 31.12.2017		
	No. of Beneficiaries	Amount (Rs. Mn.)	No. of Beneficiaries	Amount (Rs. Mn.)	%
Tea	367,000	900.00	139,211	886.12	98
Rubber	41,819	100.00	41,819	95.18	95
Coconut	130,000	500.00	170,855	480.00	96

Preparation of Disaster Management Plan

- A workshop was conducted with the participation of stakeholders in 04 sectors namely; tea, coconut, rubber and sugarcane to design a programme for management of disasters affected to the plantation sector. 04 separate disaster management plans were drafted at the workshop and actions were taken to incorporate them in the Actions Plans 2018 of all institutions coming under the Ministry.

Human Resource Management

Conducting Special Meetings

- Staff Meetings - 03
- Meetings conducted for all the officers in the staff of the Ministry } - 01
- Urgent Meetings called at special occasions - 01

Cadre Information – As at 31.12.2017

Serial No.	Designation	Service Category	Grade/ Class	Approved Cadre	No. of employees in service as at the date	No. of Vacant Posts
01	Secretary	S.L.A.S	Special	01	01	-
02	Additional Secretary	S.L.A.S	Special	03	02	01
03	Chief Finance Officer	S.L.Ac.S	Special	01	-	01
04	Senior Assistant Secretary	S.L.A.S	I	01	01	-
05	Agriculture Monitoring Specialist	Departmental	Contract	01	01	-
06	Finance Analyst	Departmental	Contract	01	-	01
07	Information Technology Specialist	Departmental	Contract	01	-	01
08	Director	S.L.A.S	I	04	04	-
09	Director	S.L.P.S	I	01	01	-
10	Chief Accountant	S.L.Ac.S	I	01	01	-
11	Chief Internal Auditor	S.L.Ac.S	I	01	01	-
12	Deputy Director/ Assistant Director	S.L.A.S	II/III	04	02	02

13	Deputy Director/ Assistant Director	S.L.P.S	II/III	03	03	-
14	Assistant Secretary	S.L.A.S	III	02	02	-
15	Assistant Director	S.L.P.S	Supernumerary	01	01	-
16	Accountant	S.L.Ac.S	II/III	03	02	01
17	Internal Auditor	S.L.Ac.S	II/III	01	-	01
18	Assistant Director/ Deputy Director	Departmental	III	02	02	-
19	Assistant Secretary(Non S.L.A.S)	-	-	01	01	-
20	Legal Officer	Departmental	III/II	01	01	-
21	Administrative Officer	P.M.A.S. - Supra	Supra	01	01	-
22	Translator	Translator's Service	II/I	02	01	01
23	Statistical officer	-	-	01	01	-
24	Development Officer	Development Officers' Service	III	503	394	109
25	Plantation Monitoring Officer	Development Officers' Service	I/II/III	30	16	14
26	Legal Assistant	Departmental	-	02	-	02
27	Public Management Assistant	P.M.A.S.	I/II/III	55	36	19
28	Project Assistant	Contract	-	15	12	03
29	ICT Assistant	S. L. I.C.T. Service	3-I/II/III	01	-	01
30	Coordinating Secretary to Secretary(Temporary)	-	Temporary	01	01	-
31	Video Cameraman	-	Temporary	01	01	-
32	Still Cameraman	-	Temporary	01	-	01
33	Camera Assistant	-	Temporary	01	01	-
34	Driver	Drivers' Service	III/II/I/Sp	35	26	09
35	KKS	Office Employees' Service	III/II/I/Sp	30	29	01
	Total			713	545	168

Staff Movements – As at 31.12.2017

Serial No.	Service Category	Recruitments	Transfers	Retirements	Resignations	Release for other Services
01	Staff Officers	-	05	01	-	-
02	Development Officers	06	19	-	02	05
03	Plantation Management Monitoring Officers	06	-	-	-	-
04	Management Assistants	-	06	01	02	01
05	Project Assistants	15	-	-	03	-
06	Driver	-	03	-	02	-
07	Office Employees' Service	02	01	-	-	-
	Total	29	34	02	09	06

❖ Action has been taken to recruit the relevant staff for the STaRR Project.

Training Programmes

➤ **Participation in local training courses in the year 2017**

Course	Venue/ Institution	Number of Participants
Procurement Procedure	Miloda Academy	02
Use of Media	Sri Lanka Media Training Institute	01
Knowledge Management	National Productivity Secretariat	04
BrainstromingProgramme	Office of the Tea Research Institute, Narahenpita	28
Productivity Training	Department of Immigration and Emigration	126
Postgraduate Degree	SLIDA	02

Procurement & Evaluation of IT Products	Ministry of Skills Development and Vocational Training	01
Asset Management And Financial Regulation	NILS	04
Payroll- CGPS	Miloda Academy	04
Effective Handling of Personal Files	NILS	03
Labour Law	NILS	01
Positive Thinking	Auditorium at 11th Floor of the Ministry	180
Development Officers	National Centre of Leadership Development, Embilipitiya	78
Positive Thinking	Appex College	01
Postgraduate Degree	NSBM	01
Knowledge Management	Study Tour in China	06
Productivity Training Programme	Janaka Ranawaka Ground	230
Procurement Procedure	SLIDA	72
Budget- 2018	AAT Sri Lanka	01
Postgraduate Degree	University of Colombo	01
Title Registration	Colombo Law Society	04
TNA	Ministry of Skills Development and Vocational Training	02
Mastery in Leading and Coaching	Asia Pacific Management Institute	01
Meeting Techniques	NILS	02
Time Management	NILS	02
Capacity Building	Distance Learning Centre	90
Public Sector Salary Procedure	NILS	02
Certificate In English	NILS	07
Financial Management	Miloda Academy	01

Financial Progress

Amount of Allocation	- Rs. 6,000,000.00
Amount of Expenditure	- Rs. 5,478,838.62
% of Allocation	- 91.31%

➤ Participation in foreign training courses in the year 2017

Course	Number of Participants	Country	Duration
Tea Promotion Programme	02	Russia and UAE	05.02.2017 – 13.02.2017
The exposure visit on Sugar Industry in Australia	01	Australia	10.02.2017– 18.02.2017
International Food & Drink Event(IFE)	01	United Kingdom	18.03.2017 – 23.03.2017
IRSGExecutive Meting	02	Singapore	18.03.2017 – 25.03.2017
APASTrade Show	03	Brazil	02.04.2017 – 08.05.2017
Workshop on Future Forum 2030	02	Netherlands	19.04.2017– 22.04.2017
2017 Seminar on Pollution free Tea Production Technology for Developing Countries	08	China	01.05.2017 – 26.06.2017
China International Tea Expo	03	China	16.05.2017 – 23.05. 2017
4 th Meeting of Expert Group of Natural Rubber Price Stabilization	02	Thailand	22.05.2017– 26.05.2017
International Training in Rubber Market Research and Analysis	01	Malaysia	18.06.2017– 24.06.2017
51 th International Sugar Conferenca	01	El Salvador	18.06.2017– 24.06.2017
Workshop on supply, demand and modelling of natural rubber	01	Philippines	10.07.2017– 15.07.2018
International Workshop on Strategy Planning and Execution	01	Ireland	20.08.2017– 25.08.2017
Signing Agreement relating to the Sugarcane Research Institute	01	China	29.08.2017– 02.09.2017
Tea Promotion Programme	01	Iran	04.08.2017– 07.08.2017

WATEC Israel 2017 Exhibition and Conference	02	Israel	11.09.2017–16.09.2017
53rd APCC Session Ministerial Meeting	01	Kiribati	21.10.2017–01.11.2017
ANRPC	02	Vietnam	22.10.2017–01.11.2017
FAO/IGG- 20th Session	02	Tanzania	12.11.2017–19.11.2017
26th International Sugar Organization Seminar and 52nd Council Meeting of ISO	01	London, UK	26.11.2017–04.12.2017
Opening Ceremony of Alibaba Taiji Culture Institution	02	China	24.12.2017–28.12.2017
Sri Lankan Delegation to discuss the issue on Tea	01	Russia	25.12.2017–29.12.2017

Internal Auditing

Activities carried out

- Conducting Audit and Management Committee Meetings for guiding and evaluating the functions of the Ministry and the institutions coming under the Ministry.

Institution	No. of Meetings
Ministry of Plantation Industries	02
Institutions related to the Tea Sector	03
Institutions related to the Rubber Sector	03
Institutions related to the Coconut Sector	03

- Conducting Audit inquiries and special investigations to follow up the functions of the Ministry and the institutions coming under the Ministry and strengthen the internal controls.

Institution	No. of Inquiries
Ministry of Plantation Industries	03
Tea Small Holdings Development Authority	09
Thurusaviya Fund	01
Coconut Development Authority	01
Coconut Research Institute	02

➤ Special Activities

After bringing the management of the Tea Shakthi Fund under the Ministry, a prior auditing was conducted in respect of the payments on green leaf, transport of green leaf, transport of made tea, supply of fire woods, the payments for compensations and gratuity of the staff and medical facilities of the staff and other payments of the factories.

Answers to Audit Queries

Serial No.	Institution	No. of Audit Queries issued in the year 2017	No. of Audit Queries Answered in the year 2017
01	Ministry of Plantation Industries	15	13 ^{*A}
02	Tea Shakthi Fund	03	- ^{*B}
03	Smallholder Tea & Rubber Revitalization Project	05	04 ^{*C}
	Total	23	17

*A – The remaining 02 queries were received in November 2017 and the final answer was being prepared as at 31.12.2017.

*B – The answer for one query had been prepared as at 31.12.2017 and other two were received on 13th November and 04th December and submitted to the relevant divisions to get answers.

*C – One query had been received on 29th November 2017 and has been referred to the Project to get the answer.

Planning and Operations

➤ Submission of Project Proposals to Department of National Planning

- 23 project proposals for development and enhancement of the productivity of the tea, rubber, coconut and sugarcane sectors were submitted to the Department of National Planning of which 12 project proposals were recommended by the Department to obtain Treasury allocations.

- Submission of Cabinet Memoranda—A Cabinet Memorandum was submitted for the project approved by the Department of national Planning and other development services.

➤ **Preparation of Review Reports on Auction Prices**

- A report including auction prices of tea, rubber and coconut was prepared weekly and forwarded.

➤ **Preparation and Submission of Progress Reports**

- Monthly and quarterly progress reports were prepared and submitted as per the formats introduced by the Department of National Budget for the year 2017.
- Submission of monthly and quarterly progress reports to the Presidential Secretariat and the Department of Project Management and Monitoring.
- Reporting the progress of the projects of the plantation sector to the Ministry- in-charge of the subject of Development, Ministry of Women and Child Affairs and affiliated institutions.
- Preparation of hard copies of quarterly and annual descriptive progress reports and audio visual presentations for the Progress Review Meetings.
- Preparation of weekly progress reports on the progress of granting tea, coconut and rubber fertilizer subsidy.
- Preparation of Biannual report for the first 06 months of the year 2016 and providing information of the plantation sector to the Annual Report of the Central Bank of Sri Lanka for the year 2016.

➤ **Preparation of Ministry Publications**

- Statistical Handbook of the Plantation Sector – 2015 was published and Statistical Handbook - 2016 was prepared and submitted for printing.
- Performance Report of the Ministry – 2016
- Progress Report of the Ministry – 2017 for the Budget Debate.
- Wawili Saviya Newspaper Supplementary was published. (To be issued along with the Dinamina Newspaper every other month.)

➤ **Formulation of Action Plan**

- Formulation of Action Plan of the Ministry.
- Observing and reviewing the progress of the implementation of Action Plans of the affiliated institutions.

➤ **Implementation of the projects proposed by the Budget Speech 2017**

- The government allocated provisions of Rs.50 million for the projects for establishment of FEAS for development of the rubber industry through public-private partnership. This project was implemented as a Public-Private Partnership (PPP) Project.
- A project report for improvement of the quality and productivity of the tea smallholding sector was prepared and submitted to Japan International Cooperation Agency.
- Preliminary actions were taken to identify a project funded by Japan for modernization of tea factories.

➤ **Coordination of Foreign Delegates**

- Coordination of the plantation sector and foreign delegates relating to the technical assistance of the Asian Development Bank under the investment of funds for study of the tea sector of Sri Lanka.

➤ **Conducting Meetings**

- Implementation of Budget Proposals 2017 – 01
- Progress Review Meetings - 06
- Zero- Based Budgeting System Implementation Review Meetings - 04
- Meetings on Special Development Projects
 - Meetings in the Ministry - 09
 - Meetings outside the Ministry - 07
- Action Plan Formulation and Review Meetings - 04
- Smallholder Plantations Entrepreneurship Development Programme
 - Meetings - 03
- Smallholder Tea and Rubber Revitalization Project
 - Meetings - 15
- Thurusaviya Fund
 - Meetings - 02
- Discussions of ADB Delegates - 05
- The Project funded by Japan for modernization of tea factories - 04

Submission of Performance Report of the Ministry in parliament

The Performance Report for the year 2016 was submitted to the Cabinet of Ministers on 25.04.2017 and tabled in Parliament on 13.06.2017.

Accounting

Financial Progress – As at 31.12.2017

➤ Ministry

Expenditure Head	Description	Allocation		Expenditure			
		Capital (Rs. Mn.)	Recurrent (Rs. Mn.)	Capital		Recurrent	
				Amount (Rs.Mn.)	Expenditure %	Amount (Rs.Mn.)	Expenditure %
135-1-1	Minister's Office	52.98	66.10	52.43	99	61.82	94
135-1-2	Administrative Affairs	16.10	474.12	14.58	91	461.25	97
135-2-3	Development Programmes	1,515.46	1,519.0	1,024.09	68	1,465.55	96
135-2-3	Projects	1,370.00	0	363.17	27	0	0
135-2-4	Affiliated Institutions	2,122.50	2,479.14	1,401.97	66	2,260.80	91

* Including the Fertilizer Subsidy and Restructuring of the Tea Shakthi Fund

* Capital Commitment relating to the projects is Rs.28.00 mn.

➤ Affiliated Institutions

Institution	Capital				Recurrent			
	Allocation (Rs. Mn.)	Expenditure (Rs. Mn.)	Liabilities (Rs. Mn.)	Actual Expenditure (Rs. Mn.)	Allocation (Rs. Mn.)	Expenditure (Rs. Mn.)	Liabilities (Rs. Mn.)	Actual Expenditure (Rs. Mn.)
Sri Lanka Tea Board	80.00	17.50	30.03	47.53	190.00	153.50	-	153.50
Tea Research Institute of Sri Lanka	95.00	61.50	-	61.50	389.28	374.87	20.08	394.95
Tea Small Holdings Development Authority	800.00	455.00	336.24	791.24	348.41	329.45	17.00	346.45
Rubber Development Department	1,018.00	785.82	-	785.82	322.73	317.85	-	317.85
Rubber Research Institute	80.00	51.00	17.00	68.00	404.00	386.78	7.00	393.78
Thurusaviya Fund	7.50	7.40	-	7.40	17.45	17.45	-	17.45
National Institute of Plantation Management	30.00	19.87	10.12	29.99	40.00	40.00	-	40.00

Coconut Cultivation Board	750.00	640.00	110.00	750.00	430.00	424.50	-	424.50
Coconut Development Authority	120.00	82.00	8.06	90.06	140.00	121.50	-	121.50
Coconut Research Institute	100.00	50.00	14.62	64.62	265.00	207.62	11.00	218.62
Sugarcane Research Institute	60.00	17.70	12.28	29.98	255.00	205.13	43.30	248.43

Provisions approved for the year 2018

Institution	Capital (Rs. Mn.)	Recurrent (Rs. Mn.)
Ministry		
Minister's Office	5.00	46.95
Administrative Affairs	15.00	446.35
Development Programmes	1,999.50	-
Tea, Rubber and Coconut Estates (Control of Fragmentation) Board	0.50	1.50
Total	2,020.00	494.80
Affiliated Institutions		
Sri Lanka Tea Board	83.00	190.00
Rubber Research Institute	135.00	419.00
Tea Research Institute	85.00	375.00
National Institute of Plantation Management	32.00	50.00
Tea Small Holdings Development Authority	850.00	370.00
Thurusaviya Fund	8.00	20.00
Coconut Research Institute	270.36	265.00
Coconut Cultivation Board	750.00	430.00
Coconut Development Authority	130.00	145.00
Sugarcane Research Institute	90.00	260.00
Rubber Development Department	967.00	337.00
Total	3,400.36	2,861.00

Provisions allocated for Special Projects in the year 2018

Project	Allocation for 2018 (Rs. Mn.)
Smallholder Tea & Rubber Revitalization Project STaRR – (Foreign funded)	1,400.00
Programme for Control of Weligama Coconut Leaf Wilt and Rot Disease	58.00
Programme for Establishment of Sugarcane Nurseries	10.00
Kapruka Fund	30.00
Plantation Management Monitoring Programme	14.00
Development of a biochemical approach to control the tea Shot-hole borer	0.70
Programme for implementation of the Rubber Industry Master Plan	50.00
Identification of the potential disease problems in rubber cultivations in non-traditional areas	4.835
Establishment of a mechanism to multiply and disseminate quality planting materials of newly developed tea cultivars and improved seed materials among tea smallholders	19.85
Development/ Upgrading of laboratory and infrastructure in Tea Research Institute	99.80
Investigation on adaptive responses of tea plants to climate changes	1.95
High performance natural rubber with increased economic value	2.245
Modification of fertilizer recommendations of heave with reference to plant, soil and field parameters	18.25
Developing a model estate for rubber at Dartonfield to demonstrate how to meet the global competitiveness in plantation industries with locally available technology	53.47
Upgrading the facilities of National Institute of Plantation Management in accordance with the university college concept	154.00
Modernizing the Coconut Processing Division of the Coconut Research Institute	86.00
Production of high yielding coconut seedlings for National Replanting Programme	36.40
Detailed mapping on major pest attacks on coconut	10.00
Providing assistance to enhance productivity in the productions of tea smallholders	250.00
Project for production of hybrid coconut seedlings for requirement of growers	25.00