



දිස්ත්‍රික් ලේකම් කාර්යාලය, කච්චේරිය, ත්‍රිකුණාමලය  
மாவட்டச் செயலகம், திருகோணமலை  
District Secretariat, Kachcheri, Trincomalee

# කාර්යසාධන වාර්තාව හා ගිණුම් செயற்திறன் பெறுபேற்று அறிக்கையும் கணக்கும் PERFORMANCE REPORT AND ACCOUNTS

2016



DISTRICT SECRETARIAT, KACHCHERI, TRINCOMALEE

<b>CONTENTS</b>	<b>Page</b>
<b>1. Government Agent’s Message</b>	02
<b>2. Introduction to District Secretariat, Trincomalee</b>	
2.1. Our Vision and Mission	03
2.2. Organizational Objectives	03
2.3. Key Functions	04
<b>3. Map of Trincomalee District</b>	05
<b>4. Introduction to Trincomalee District</b>	06-07
<b>5. Statistical Information of the District</b>	
5.1. Basic Information	08
5.2. Land Distribution, G.N. Divisions and Population	08-09
<b>6. Organizational Structure &amp; Resources</b>	
6.1. Staff Officers’ Particulars – Kachcheri & DS Divisions	10
6.2. Organizational Chart	11
6.3. Human Resource Particulars (Project 01 and 02)	12-13
<b>7. Overall Performance of General Public Administrative Services</b>	
7.1. Progress of General Administration & Establishment Services	
7.1.1. License and Permits – (Gun, Toddy, Opium, Explosives)	14-15
7.1.2. Pension Payment Particulars	16
7.1.3. Divisional Registration Activities(NIC, Birth, Death, Married, )	17
7.1.4. Agrarian and Agriculture Insurance Unit	18
7.1.5. Land Administration Activities	19-21
7.1.6. District Statistical Branch	21-22
7.1.7. Measurement Unit, Standards & Service Division	23
7.1.8. District Consumer Affairs Unit Activities	24
7.2. Progress of Social Services Activities	25
<b>8. Progress of Development Activities</b>	
8.1. District Planning Secretariat’s Progress	26-31
8.2. District Divineguma Office,	32-33
8.3. Line Ministries and other Departments’ Capital Expenditure	34
<b>9. Annual Account Particulars</b>	35-41

## 1. Government Agent's Message



As the main Public Officer in Trincomalee District, I am really pleased to present a message for the Annual Performance Report and Accounts 2016 of the District Secretariat, Trincomalee. This report consists of the performance achieved by the public officers in Trincomalee District in delivering district and divisional level public services and other development works.

Trincomalee, the most vibrant district in Eastern Province, contributes with a greater portion for the country's Gross Domestic Product (GDP), in the field of agriculture, fishery, and even industries like Cement, wheat flour. Leisure Management & Tourism is also a booming industry in Trincomalee District now.

The Public Service is playing vital role and the public service delivery, for the year 2016, offered by the District Secretariat, each Divisional Secretariat and other branches of line Ministries'/Departments' housed under the roof of this office, has recorded a remarkable achievement. The continuous development of infrastructure facilities and socio-economic status in the District has being continually improving providing much impetus for the development in the district. As well, attention has been given to improve the quality of the public service.

I am really proud to mention that the team of officers serving at District Secretariat, and Divisional Secretariats has given the maximum cooperation for the accomplishments in year 2016. I would like pay my sincere thanks for all those who contributed and assisted in achieving efficient and effective public service for the district.

N.A.A. Pushpakumara,  
Govt. Agent/ District Secretary,  
Trincomalee.

## 2. Introduction to District Secretariat, Trincomalee

### 2.1. Our Vision and Mission Statements

#### Vision Statement

"To uplift the living condition of the People in Trincomalee District with efficient and effective Public Service"

#### Mission Statement

"To fulfill the needs of the people in the Trincomalee District with efficient, impartial, reasonable and friendly Public Service in line with Government Policy and through a co-ordination of correct planning and resource deployment"

### 2.2. Organizational Objectives

District Secretariat, Trincomalee is basically providing with the public administration services through its two project components: a). General Administration and Establishment Services, b). Divisional Secretariats. The general objectives of those two projects are:

- To maintain efficient and effective public administrative system in the district devising a District Level Institutional Framework for achieving government development priorities,
- To work hand in hand with line Ministries and Departments in implementing their programmes in the Trincomalee District,
- To coordinate and manage Economic, Disaster, Relief, Rehabilitation and Community Development Projects initiated with local and international stakeholders,
- To manage the district level financial resources and public assets,
- To coordinate election activities,
- To develop and maintain a competent human resource pool in Trincomalee District

## 2.3. Key Functions

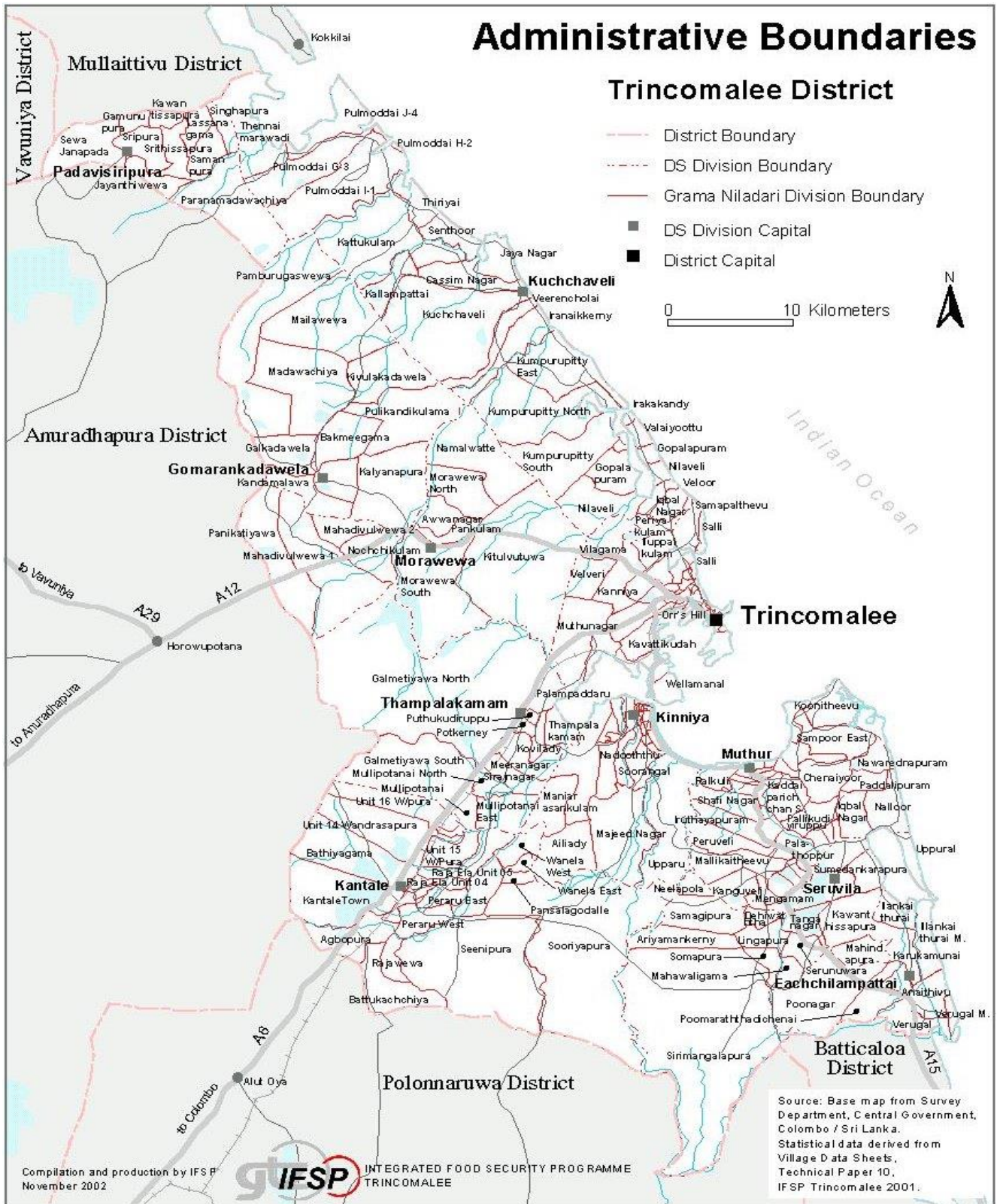
### General Administration and Establishment Services

- Acting as the District Representative of the Government,
- Implementation of policies, plans and programmes related to District and Divisional Public Administration,
- Coordinating the other Line Ministries/Departments Programmes,
- Management of financial and other resources provided by Line Ministries and Departments,
- Administration of Disaster, Relief and Rehabilitation Programmes,
- Coordinating Trincomalee District Pension Payment Programme,
- Holding regionally and nationally important festivals and events in the district,
- Coordination of revenue collection, issuing/renewing of licenses and permits,
- Coordinating election activities in the District,
- Organizing and executing district level staff training and career development programme,

### Divisional Secretariats

- Acting as the Divisional Representative of the Government,
- Conducting civil registration activities (persons, birth, death, business etc...),
- Distribution of Divineguma Benefits, Pensions and other Social Service Payments
- Issuing Vehicle Revenue Licenses, Transport Permits, Income Certificates, Worth Certificates, etc...
- Implementation of National Development Projects at Divisional Level,
- Coordinating the Provincial Ministries' & Departments Public Service Activities,
- Assisting Line Ministries & Departments in Implementing their programs at Divisional Level,
- Assisting District Elections Office in election related activities,
- Attend all public service requirements at Divisional Level when necessary,

### 3. The Map of the Trincomalee District



## 04. Introduction to Trincomalee District - A Glimpse

### The Boundary

Trincomalee, a picturesque city with a natural harbor, scenic beauty, and military, commercial and historical importance, is situated in the eastern coast of Sri Lanka. Trincomalee District is boarded with Mulathivu District in North, Anuradhapura District in West and Polonnaruwa and Batticaloa Districts in the South.

### The History

The history of Trincomalee goes back to a time of immemorial. The Mahavamsa & Chulavamsa, the two great chronicles, mention present Trincomalee as "Gokanna" , Gokarna, and "Gonagamaka" During the Anuradhapura and Polonnaruwa periods of island's history.

### The Administration

The Trincomalee District located in the center of Eastern Province covering an area of 2,727 square kilometers. The district is divided into 11 Divisional Secretary's Divisions for administrative purpose. The DS Divisions are further sub-divided into 230 Grama Niladhari Divisions.

### The People in the District

As per the 2016 census conducted by the District Statistics Branch, the total population is 440,718. Among them, 189,205 people are Muslim, 134,357 people are Tamil and 115,732 people are Sinhalese. As well, 1,424 people represent from other ethnicities.

### Resources of the District

Trincomalee is blessed with a variety of natural resources and man-made resources. It deserves a Long coast line with fisheries harbors & anchorages, deep-sea fishing, and shallow fish banks. Beautiful golden sandy beaches and network of lagoons spread all over. Large extent of forest and agricultural land supported by irrigation schemes provide greener surrounding for the district. Attractive eco-tourism places with historical interests, improved socio economic infrastructure facilities, road network with strong connectivity, community service for better living condition, educated and adaptable work force, large natural harbour and the port closer to major shipping routes, healthy livestock for increased production etc... all are gifted resources for the district and have better advantages among other districts.



### Livelihood of the People

The major source of livelihood of the community is the agriculture and fishing. Paddy cultivation stands as the main agriculture crop in the District. The Kanthale Tank, Wendrasawewa, Morewewa, Mahadiwulwewa, and Paravipankulama are some major tanks. There are three major irrigation projects; Kanthale, Alla Kanthale and Morewewa. Livestock & cattle breeding is another livelihood. As Trincomalee is

blessed with a world renowned coast and tourist destinations, tourism industry is another important economic activity. With its excellent natural harbor and strategic positioning, international companies like Prima Ceylon and Tokyo Cement, have located their manufacturing plants and distribution center at Trincomalee.



### **The Strategic Importance**

The Trincomalee harbor with about 50 km of line is considered as one of the best sheltered harbors found in the world. The harbor is locked in by hills and mountains on three sides and on the fourth is protected by a few islands. Lord Nelson who visited Trincomalee as a teenager in 1775 later described it as “The Finest Harbor in the World”. It is the world’s fifth largest natural harbor.

### **The attractions**

One of the landmarks along the uninterrupted sea beach is the Pigeon Island, usually a 15 minute trip by outboard motor boat offshore from Nilaveli. Tourists frequently visit this island for snorkel diving to have a glimpse at the lovely under water living creatures. The striking cliff of Fort Fredrick is known as the Swamy Rock and it is over 360 feet (110 Meters) high. At the top of it is the most revered Thirukoneswaram temple. Among the sacred Buddhists places, the historical circular pillared temple at Thiriya, the Vihare at Seruwila and the Velgam Vihara are found in Trincomalee. Muslim Mosque in Kinniya, churches belonging to the Catholics and various other Christian missions, all show the religious harmony in this District.



The seven hot water springs are found in Kanniya at close proximity to each other. Some believes that the waters of these springs have healing powers. Trincomalee is quiet and cosmopolitan with Tamils, Sinhalese, Muslims and Burghers all living in amity. Trincomalee is more than a holiday destination with its clean sandy beaches and recreation opportunities. The Koddiiyar Bay and the natural harbor enhance its commercial and military importance.

## 5. Statistical Information, Trincomalee District

### 5.1. Basic Information

	Item	Particulars
1	Name of the District	Trincomalee
2	Province Located	Eastern Province
3	Land Area of the District	2727 sq.km(Land –2,529 + Inland waters–198)
4	Divisional Secretariats	1. Trincomalee (T&G), 2. Padavisripura, 3. Gomarankadawala, 4. Kinniya, 5. Muthur, 6. Seruwila, 7. Kanthale, 8.Kuchchaveli, 9. Morawewa, 10.Thambalagamuwa, 11. Verugal
5	GN Divisions and Villages	GN – 230 , Villages - 657
6	Population	<b>440,718</b> (as per the 2016 census)
7	Local Government Institutions	<b>Urban Councils</b> 1. Trincomalee Urban Council 2. Kinniya Urban Council  <b>Pradeshiya Sabhas</b> 1. Trincomalee, 2. Padavisripura, 3. Gomarankadawala, 4. Kinniya, 5. Muthur, 6. Seruwila, 7. Kanthale, 8. Kuchchaveli, 9. Morawewa, 10. Thambalagamuwa, 11. Verugal
8	Electoral Divisions & No. of Registered Voters	A – Seruvila (76,007) B –Trincomalee (90,621) C –Muthur (101,468)
9	Members of Parliament	Hon. Mr. Susantha Punchinileme, Hon. Mr. R. Sambandan, Hon. Mr. M.S. Thoufeek, Hon. Mr. k. Thureirathnasinham, Hon. Mr. AMM Maharooof , Hon. Mr. Imran Maharooof
10	Members of Provincial Council	Trincomalee District is allocated 10 seats of Eastern Provincial Council. (ITAK – 3, UPFA – 3, SLMC – 2, UNP – 1, NIF – 1)
11	Members of Local Government Authorities	118 Local Government Members have been selected for 2 Urban Councils and 11 Pradeshiya Sabhas
12	Circuit Bungalows	Circuit Bungalow, 109, Residency Road, Trincomalee. Circuit Bungalow, Alas Garden, Trincomalee

### 5.2. Land Distribution, G.N. Divisions and Population - Trincomalee District

S/ N	Name of the Division	Area (SQ. Km)	No. of GN Divisions	No. of Villages	No. of Families	Population*
01	Trincomalee (T & G)	148	42	102	27,871	105,207
02	Padavisripura	152	10	29	3,991	13,390
03	Gomarankadawala	288	10	50	2,892	8,576
04	Kinniya	165	31	108	20,373	75,674
05	Seruwila	311	16	35	5,085	16,067
06	Muthur	195	42	106	19,880	69,580
07	Kanthale	404	23	43	15,355	56,654
08	Kuchchaveli	438	24	78	10,640	39,106
09	Morewewa	329	10	38	2,950	9,698
10	Thambalagamuwa	226	12	48	9,522	33,515
11	Verugal	71	10	20	3,785	13,251
	<b>Total</b>	<b>2,727</b>	<b>230</b>	<b>657</b>	<b>122,344</b>	<b>440,718</b>

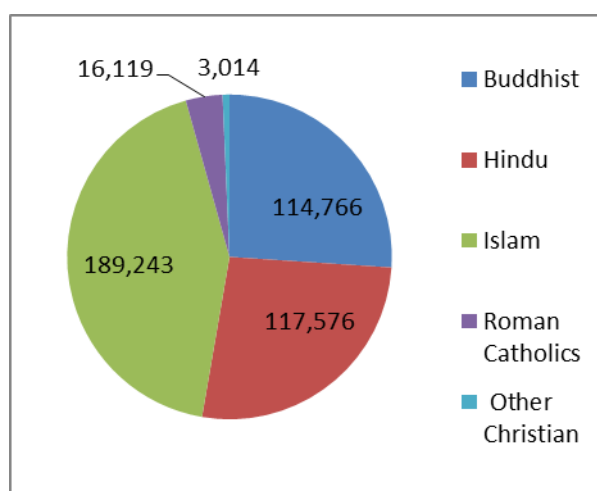
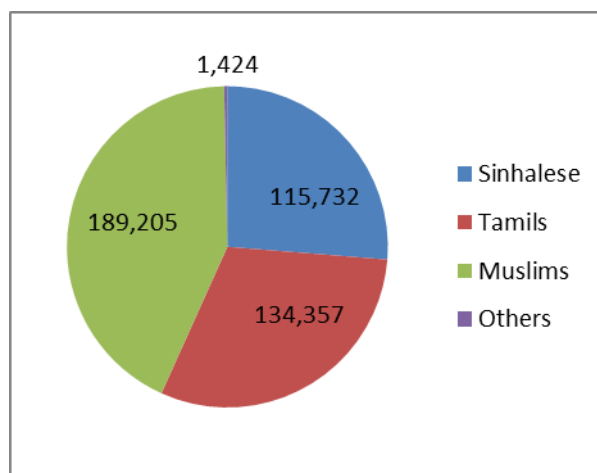
\* - Source:- Department of Census and Statistics, Trincomalee, 2016

### Population by Ethnicity and Religion - Trincomalee District

	Name of the Division	Ethnicity				Religion				
		Sinhalese	Tamils	Muslim	Other	Buddhist	Hindu	Islam	Roman Catholics	Other
1	Town & Gravets	22,471	66,370	15,086	1,280	22,380	54,199	15,098	10,801	2,729
2	Padavisripura	13,387	2	1	-	13,148	2	-	141	99
3	Gomarankadawala	8,544	31	1	-	8,544	31	1	-	-
4	Kinniya	1	2,638	73,032	3	1	2,608	73,032	33	-
5	Seruwila	9,980	2,927	3,127	33	9,863	2,878	3,127	199	-
6	Muthur	315	27,372	41,818	75	313	24,830	41,831	2,488	118
7	Kanthale	45,623	1,780	9,251	-	45,498	1,750	9,251	87	68
8	Kuchchaveli	716	12,334	26,056	-	351	10,793	26,069	1,893	-
9	Morewewa	6,531	1,171	1,987	9	6,526	1,165	1,988	19	-
10	Thambalagamuwa	8,162	6,483	18,846	24	8,140	6,071	18,846	458	-
11	Verugal	2	13,249	-	-	2	13,249	-	-	-
	<b>Total</b>	<b>115,732</b>	<b>134,357</b>	<b>189,205</b>	<b>1,424</b>	<b>114,766</b>	<b>117,576</b>	<b>189,243</b>	<b>16,119</b>	<b>3,014</b>

\* - Source:- Department of Census and Statistics, Kachcheri, Trincomalee, 2016

### The Graphical Presentation Population by Ethnicity and Religion



## 6. Organizational Structure & Resources

### 6.1. Staff Officer Particulars - District Secretariat and Divisional Secretariats

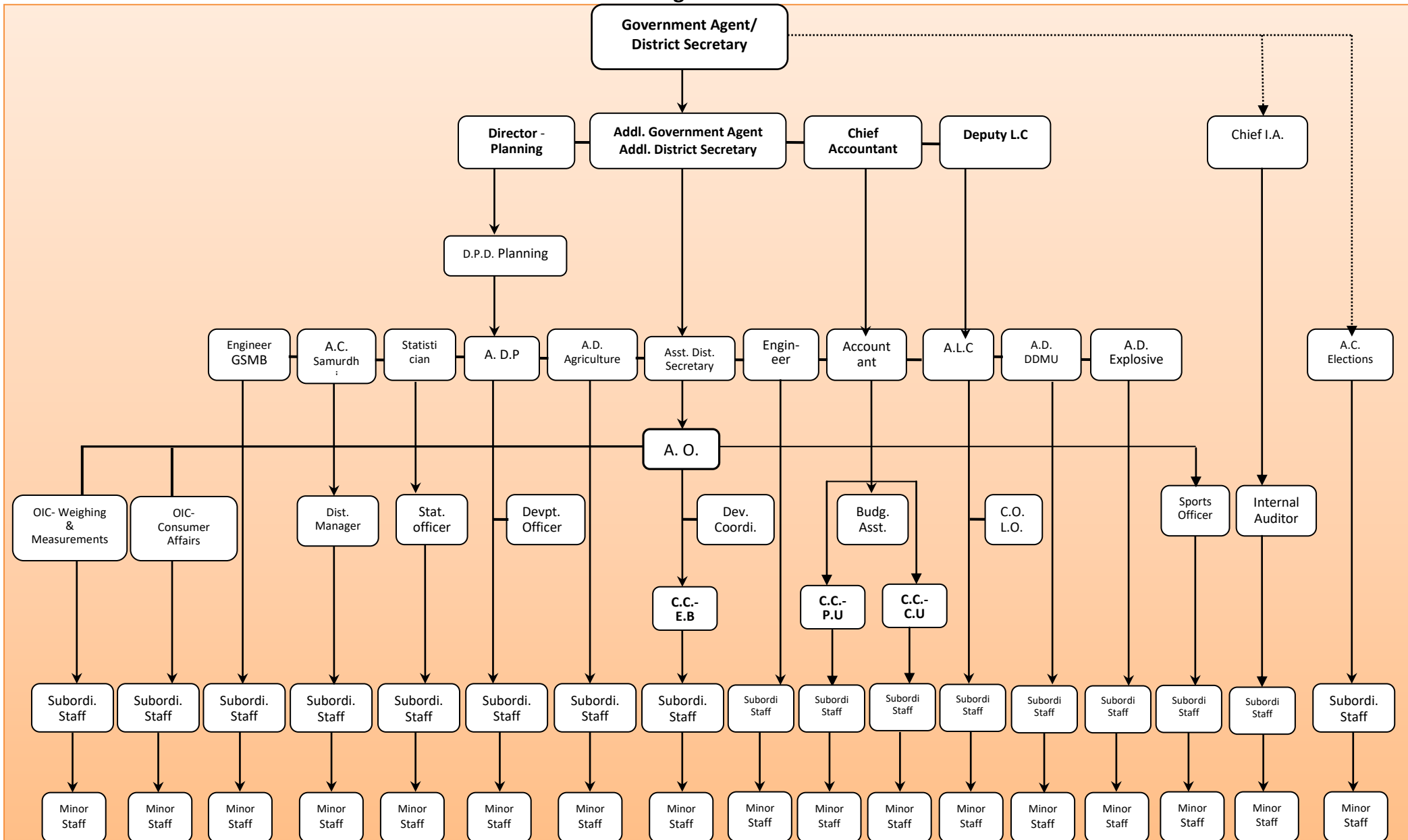
#### District Secretariat, Trincomalee

S/N	Name	Designation	Telephone No.
01	N.A.A. Pushpakumara	Govt. Agent/ District Secretary	026-2222235
02	Mr. S. Arulrasa	Addl. Govt. Agent/Addl. Dist. Secretary	026-2222236
03	Mr. M. Kalaignanasundaram	Chief Accountant	026-2223555
04	Mr. N. Satkuneswaran	Chief Internal Auditor	026-2050840
05	Mrs. Parameshwaran	Director, Planning	026-2221028
06	Mr. N. Pradeepan	Assistant District Secretary	026-2227027
07	Mrs. P.W. Bhagya	Accountant	026-2050919
08	Mr. M. Thivaskar	District Engineer	026-2224809
09	Mr. K.D. Premadasa	District Divineguma Director (Acting)	026-2222311
10	Mr. K.G.A.K. Palugaswewa	Asst. Land Commissioner	026-2222234
11	Mr. R.P. Upali	Asst. Dir – Agriculture Development	026-2050816
12	Mr. S.K.D. Neranjan	Administrative Officer	026-2220034
13	Mr. H.G.S. Premarathne	Asst. Dir – Fertilizer Development	026-2050816
14	Mr. M.S.M. Ikrima	Asst. Dir – Explosive Control	026-2222233
15	Mr. K.N.W.K. Wimalasena	Regional Mining Engineer – GSMB	026-3202411
16	Mr. M.S. Sahuthul Kaleem	District Statistician	077-38003831
17	Mr. J.A. Wickramasegaran	Asst. Director – Agriculture and Agrarian Insurance Board	026-2222233
18	Mr. A.F. Anwar Sadath	Asst. Director, Consumer Affairs Authority	026-2222233
19	Mr. A.L. Abdul Azees	O.I.C – Measurement & Standard Unit	026-2222233
20	Mr. Alideen Hameer	Asst. Director – National Youth Service Council	077-9689047
21	Mr. L.A. Aruna Priyantha	Asst. Dir – Small Enterprises Development	0718503012

#### Divisional Secretaries, Trincomalee District

S/N	Name	Designation	Telephone No.
01	Mr. J.S. Arulraj	D.S. – Town & Gravets	026-2225941
02	Mr. V.P.S. Jinendrasena	D.S. – Padavisripura	025-2255234
03	Mr. S.M.C. Samarakoon	D.S. – Gomarankadawala	026-2255033
04	Mr. M.A. Anas	D.S. – Kinniya	026-2236235
05	Mr. P.R. Jayarathne	D.S. - Seruwila	026-2251435
06	Mr. V. Yoosuff	D.S. – Muthur	026-2238235
07	Mr. K.D. Premadasa	D.S. - Kanthale	026-2234234
08	Mr. P. Thaneshwaran	D.S. – Kuchchaveli	026-2252635
09	Mr. W.M.B. Wijayantha	D.S. – Morawewa	026-2225835
10	Mrs. J. Sripathi	D.S. – Thambalagamuwa	026-2248033
11	Mr. M. Thayaparan	D.S. – Verugal	060-2264681

### 6.2. Organizational Chart



### 6.3. Human Resource Particulars

The total approved cadre of District Secretariat, Trincomalee, as at 31-12-2016 was 72 officers. It includes 7 senior officers, 3 tertiary officers, 45 secondary officers and 17 primary officers. Sixty (60) officers were serving at the last day of 2016. The table below indicates the details.

#### 271, Project 01, District Secretariat, Trincomalee As at 31-12-2016

S/N	Designation	Service	Grade/ Class	Salary Group	Approved Cadre	Actual Cadre
<b>Senior Level (A)</b>						
1	District Secretary	S.L.A.S.	I (Special)	SL - 3-2006	1	1
2	Addl. Dist. Secretary	S.L.A.S.	I	SL - 1-2006	1	1
3	Chief Accountant	S.L.Ac.S.	I	SL - 1-2006	1	1
4	Chief Internal Auditor	S.L.Ac.S.	I	SL - 1-2006	1	1
5	Asst. Dist. Secretary	S.L.A.S.	III	SL - 1-2006	1	1
6	Accountant	S.L.Ac.S.	III	SL - 1-2006	1	1
7	Engineer	S.L.E.S	III	SL - 1-2006	1	1
					<b>7</b>	<b>7</b>
<b>Tertiary Level (B)</b>						
8	Administrative Officer	P.M.A.S (Supra)	(Supra)	MN - 7-2006	1	1
9	Translator	Translator Service	I	MN - 6- 2006	1	0
10	ICT Officer	ICT Service		MN - 6- 2006	1	0
					<b>3</b>	<b>1</b>
<b>Secondary Level©</b>						
11	Development Coordinator	Related Service		MN - 4 -2006	2	0
12	Budget Assistant	Related Service		MN - 4 -2006	2	1
13	Development Officer	D.O. Service	I,II,III	MN - 4 -2006	12	09
14	Public Management Assistant	P.M.A. Service.	I,II,III	MN - 2-2006	25	25
15	Draftsman	Draftsman Service	III	MN -1- 2006	1	0
16	ICT Assistant	ICT Service	III	MN - 1 - 2006	1	0
17	Technical Officer	T.O. Service	III	MT -2 - 2006	1	0
18	Technical Assistant	T.O. Service	III	MT -2 - 2006	1	1
					<b>45</b>	<b>36</b>
<b>Primary Level(D)</b>						
19	Driver	Driver Service	II A, II B	PL -3- 2006	5	5
20	O.E.S.	O.E.S. Service.	I,II,III	PL -1- 2006	8	11
21	Watcher	O.E.S. Service	II	PL -1- 2006	2	0
22	Garden Labourer	O.E.S. Service.	II	PL -1- 2006	1	0
23	Sanitary Labourer	O.E.S. Service.	II	PL -1- 2006	1	0
					<b>17</b>	<b>16</b>
<b>Casual/Contract/Substitute</b>						
Primary						
	O.E.S. (casual)					
	Sub Total					
	<b>Grand Total</b>				<b>72</b>	<b>60</b>

## Divisional Secretariats

Trincomalee District has eleven Divisional Secretariats and the total number of approved cadre as at 31-12-2016 is 974. It includes 33 senior officers, 33 tertiary officers, 780 secondary officers, and 128 primary officers. A total of 604 officers were serving as at 31-12-2016 as the actual cadre.

### 271, Project 02, Divisional Secretariats, Trincomalee

#### Cadre Particulars as at 31-12-2016

S/ N	Designation	Service	Grade/ Class	Salary Group	Approved Cadre	Present Position
	Senior Level					
1	Divisional Secretary	S.L.A.S.	I	SL - 1-2016	11	11
2	Asst. Divisional Secretary	S.L.A.S.	III	SL - 1-2016	11	6
3	Accountant	S.L.Ac.S.	III	SL - 1-2016	11	11
	<b>Sub Total</b>				33	28
	Tertiary Level					
4	Administrative Officer	P.M.A.S.(Supra)	(Supra)	MN -7-2016	11	4
5	Grama Niladhari	G.N.S. (Supra)	(Supra)	MN -7-2016	11	10
6	Translator	TS Service	I	MN-6-2016	11	0
	<b>Sub Total</b>				33	14
	Secondary Level					
7	Development Coordinator	Related Service	I	MN -4-2016	11	1
8	Development Officer	D.O. Service	III	MN -4-2016	55	48
9	Public Management Assistant	P.M.A.S.	I, II, III	MN- 2-2016	419	212
10	ICT Assistant	ICT Service	III	MN-1-2016	22	2
11	Grama Niladhari	G.N. Service	I,II,III	MN -1-2016	230	212
12	Technical Officer	T.O. Service	III	MT-2-2016	22	5
13	Technical Assistant	T.A. Service	III	MT-1 -2016	10	9
14	Receptionist	Recept. Service	III	PL -1-2016	11	0
	<b>Sub Total</b>				780	459
	Primary Level					
15	Driver	Driver Service	II A, II B	PL -3- 2016	32	23
16	O.E.S.	O.E.S. Service	I,II,III	PL -1- 2016	42	68
17	Watcher	Watcher Service	III	PL -1- 2016	32	7
18	Office Labourer	Labourer Service	III	PL -1- 2016	11	3
19	Sanitary Labourer	Labourer Service	III	PL -1- 2016	11	1
	<b>Sub Total</b>				128	102
	Casual/Contract/Substitute					
	Senior				0	0
	Tertiary				0	0
	Secondary				0	0
	Primary				0	1
	<b>Sub Total</b>				0	1
	<b>Grand Total</b>				<b>974</b>	<b>604</b>

There are about equal number of officers who have been appointed by the Line Ministries/ Departments and Provincial Council (EP) and serving at District Secretariat and Divisional Secretariat. The staff particulars for 2016 of the officers who are coming under the expenditure Head 271 are only presented here.

## 7. Overall Performance of General Public Administrative Services – 2016

District Secretariat, Trincomalee is offering its services under two projects; District Administration (Project 01) and Divisional Administration (Project 02). Apart from that, some Line Ministries and Departments have located their service unit at Kachcheri to facilitate the District Administration. Divisional Level Public Administration service is done through the 11 Divisional Secretariats. The overall performance of these public service centers is presented as an amalgamation henceforth.

### 7.1. Progress of General Administration & Establishment Services

General Administration & Establishment Services is the main public service component of District Secretariat. A Citizen Charter has been devised in view of providing a standardized public service under the General Administration & Establishment Services. The Citizen Charter is demonstrated at the very entrance to the District Secretariat enabling public to guide themselves for their service requirements. All staff members are stuck to the Citizen Charter in achieving the service standards.

#### 7.1.1. Issuing/Renewing License & Permits

##### Gun License for Institutional Protection and Agricultural Crop Protection

Issuing licenses for Guns and Ammunitions is one of the main services offered by the Establishment Branch. For the year 2016, eleven (11) gun licenses for the protection of agricultural crops, and forty seven (47) Licenses for Institutional Protection have been issued. Details are indicated in the box below.

	Purpose of issuing License	Number issued	Person/ Institution	Income (Rs)
1	Protection of Agricultural Crop	11	Farmers	2,500.00
2	Institutional Protection	32	People's Bank	6,720.00
3	Institutional Protection	12	Ports Authority	2,630.00
4	Institutional Protection	03	NSB	640.00
	<b>Total</b>	<b>58</b>		<b>12,490.00</b>

## Opium License

For the year 2016, Government Agent, Trincomalee has renewed 05 Opium Licenses for traditional Vedamahaththaya and Ayurvedic Doctors with the aim of assisting and promoting the indigenous medicine in Trincomalee district. District Secretary, Trincomalee is annually issuing and renewing the opium licenses for traditional and Ayurvedic Doctors upon their request. A prior recommendation of Provincial Commissioner of Ayurvedic Medicine had been taken by all these applicants.

Divisional Secretariat	Number of New Applications 2016
Trincomalee (Town & Gravets)	04
Morawewa	01
Total	05

## Toddy License, 2016-2017

Three toddy taverns are being operated under the supervision of District Secretary, Trincomalee. Toddy production has been increased with the cessation of terrorist activities, and the demand for toddy taverns has increased from the buyers coming even from outside the district.

	Name & Location of the Toddy Tavern	Name of the License Holder	Total Value (Rs.)
1	Villundy Toddy Tavern, Villundy	RGL Thilakarathne	4,709,377.28
2	Tekkaluththu Toddy Tavern, Tekkaluththu,	RGL Thilakarathne	3,720,611.28
3	Nilaveli Toddy Tavern, Nilaveli	TG Kularathne	6,158,700.00
	Total value		14,588,688.56

## Renewal of Explosive License

Explosive Licenses are issued for suppliers of fire crackers and shop owners every year. Ten applications by suppliers and shop owners for renewal of Explosive License were submitted and approved in 2016.

Divisional Secretariat	No. of License Holders	Charges
District Supplier	02	4,000.00
Trincomalee (Town & Gravets)	08	5,250.00
Total	10	9,250.00

### 7.1.2. Pension Payment Particulars - 2016

Coordinating the Pension Payments Programme in Trincomalee District is one of the main service provided for the senior citizens in Trincomalee District. It is being done with collaboration of the Department of Pensions and 11 Divisional Secretariats. District Pension Officer appointed by Department of Pension is responsible for coordinating the pension payments and Development Officers appointed at the each Divisional Secretariats are attending pension related activities at divisional level.

The monthly pension payments have been paid by Department of Pension through central data base. Pensioners, who retired after 01/10/2014, are added into the group of new pensioners and that is done by the Department of Pension. Pensioner who have retired before 01/10/2014, their source document have been submitted to the Department of Pension by relevant Divisional Secretariats through District Secretariat. Further, the Department of Pensions has allowed all the Divisional Secretariats to submit Arrears of Pension Forms, and Source Document Forms online from 2015. The table presents a summary of pension payment particulars for 2016.

**Pension Paid Details - 2016**

Month	No of Pensioners	Amount
January	5746	08,174,764.96
February	5741	07,989,222.64
March	5723	07,126,318.54
April	5714	14,331,369.27
May	5700	13,210,790.82
June	5695	13,284,351.47
July	5684	13,094,798.38
August	5675	26,687,184.45
September	5660	19,908,666.16
October	5660	19,908,666.16
November	5643	19,441,781.52
December	5451	16,719,228.35
<b>Total</b>		<b>1,379,877,142.72</b>

### 7.1.3. Divisional Secretariats' Civil Registration Activities

The Divisional Secretariats are carrying out number of civil registration services as assigned by Line Ministries and Departments for strengthening the divisional public administration. The eleven Divisional Secretariats in Trincomalee District have attended these services during 2016 as well and the performance is given in the table below.

#### Divisional Secretariats' Civil Registration Activities – 2016

DS Division	N.I.C.	Birth Certificates	Married Certificates	Death Certificates	Income Certificates	Motor Vehicle License	Business Registration	Transport License
Trincomalee T & G	755	18,749	1,562	925	-	-	245	
PadaviSripura	404	-	--	-	23	2183	22	57
Gomarankadawala	268	4157	710	203	-	16	10	02
Kinniya	1726	-	-	-	-	10790		295
Seruwila	451	1852	475	48	-	3193	-	-
Muthur	2144	15070	2369	477	-	6858	-	-
Kanthale	1,614	7,075	1,187	376	03	96	62	74
Kuchchaveli	989	3,771	547	146	13	3654	35	-
Morewewa	330	857	229	47	-	1386	-	07
Thambalagamuwa	989	3,885	416	259	-	31	10	17
Verugal	-	136	-	-	-	579	05	-

#### 7.1.4. Agrarian and Agriculture Insurance Unit, Trincomalee

Agrarian and Agriculture Insurance Unit is functioning at Kachcheri premises providing insurance services for the farmers in the district. Its basic insurance scheme covers Crops, Livestock, and Medical requirements & Accidents of farmers who are registered for insurance programme. Following are the figures of progress reported for 2016 by our unit.

##### Crop Insurance Scheme - 2016

S.N.	Name of the Crop	No. of Farmers	Acres Insured	Premium Collected (Rs.)
01	2016 Yala Season			
	Paddy Insurance	165	574	1,026,094.00
	Red Onion	24	48.25	235,537.50
02	2016/2017 Maha Season			
	Paddy Insurance	574	1178.75	2,623,188.57
	Red Onion	27	50	244,250.00

##### Livestock Insurance Scheme – 2016

S.N	Type of Animal	No. of Animals	No. of Farmers	Premium Collected
01	Goat	04	03	4500.00
02	Cow	46	36	104,246.75
03	Heifer Calf	200	200	50,000.00

##### Medical & Accidental Insurance Scheme – 2016

S.N.	Name of Scheme	No. of Farmers	Premium Collected (Rs)
01	Medical Insurance	330	163,625.00
02	Accident Insurance	653	566,590.00
03	Third Party Vehicle Insurance	45	23100.00

##### Indemnity Payments – 2016

Name of Crops	No. of Farmers	Acreage	Indemnity Paid (Rs)
2016 Yala			
Paddy Indemnity	15	62.75	593,523.00
Red Onion Indemnity	01	02.25	56,430.00
2016/2017 Maha			
Paddy Indemnity	Payments Pending		
Red Onion Indemnity	Payments Pending		

### 7.1.5. Land Administration Activities

Land administration and the development activities in the district have been done by the land authorities of Provincial Government and Central Government. Deputy Land Commissioner's Office (DLCO), and District Land Use Planning Office are functioning under the supervision of Government Agent, Trincomalee, and Divisional Land branches at Divisional Secretariats are functioning under Divisional Secretary. Land matters related to Colony Divisions are administered by Deputy Land Commissioner's Office. As well, District Land Use Planning Office, and Land Branches at each Divisional Secretariats and Provincial Land Commissioner's Office attend land related matters in the District.

#### District Land Use Policy Planning Department Office (LUPPD)

District Land Use Policy Planning Office is functioning as the district office for the Land Use Policy Planning Department since 2010.

#### Key functions

1. Preparation of District, Divisional Land Use Plans,
2. District Land Use Planning Committee meeting,
3. Implementation of village level Land Use Planning demonstration,
4. Establishment of partial level Land Use demonstration,
5. Rehabilitation programs for degraded land,
6. Preparation of land utility reports,
7. Conducting school & community awareness program on land use planning,
8. Preparation of Land Utility report,
9. Special project,
10. Maintaining land information system,

#### Extent of land use type, Trincomalee District

Land Use Type	Extent
Home Garden	19,420.35
Agriculture Land	75,144.19
Non Agriculture Land	4,445.23
Forest	139,903.00
Wetland	8,073.41
Other Land	5,971.92
Water Bodies	16,890.31
<b>Total Extent</b>	<b>269,849.96</b>

### PHYSICAL PROGRESS OF DEVELOPMENT ACTIVITIES

No.	Name of the Program	Annual Target		Completed
		f/s	102	
1	National Land Use Survey	f/s	102	102
		Digitized	102	44
2	District Land Use Data Base	1		1
3	Special Studies	1		1
4	Awareness Creation	11		11
5	Preparation of District Land Use Plan (Report)	1		1
6	Implementation of Divisional Land Use Plans	11		11
7	Preparation and Implementation of Village level Land Use Plan	2		2
8	Preparation and Implementation of Conservation plans for water sources/Sprouts	1		1
9	Rehabilitation program for Degraded Lands	1		1
10	District Land Use Planning Committees	6		5
11	Divisional Land Use Planning Committee	11		10
12	Monthly Progress Review Meeting, District Level	12		12
13	Plot Level Land use Plan Demonstration	1		1

#### National Land Use Survey

Objective : Dissemination of land use information among all related stakeholder agencies.

Key Function : Field Survey and map updating of 102 Map Sheets (Scale; 1:10,000 ).

#### District Land Use Data Base

Objective : Provision of land data suitable for investment projects.  
Provision of land use data for data users.

Key Function : Established 1 District data base.

#### Preparation of District Land Use Plan (Report)

Objective : Resolve land use issues to ensure protection of environment, sustainable economic development and improve land productivity to improving the quality of life of the present and future generation.

Key Function : Prepared District Land Use Plan Report.

#### Implementation of Divisional Land Use Plans

Objective : Resolve land use issues to improve land productivity, conserve environment sensitive areas and improve farmers income.

Key Function : Implementation of 11 land improvement programs.

#### Preparation and Implementation of Village level Land Use Plan

Objective : Promote farmers income and increase land productivity

Key Function : Preparation and Implementation of 2 Village level Land Use Plans.

#### Preparation and Implementation of Conservation plans for water sources/Sprouts

Objective : To conserve and protect environmentally sensitive water sources / sprouts

Key Function : Preparation and Implementation of 1 conservation plan.

### **Rehabilitation program for Degraded Lands**

Objective : Protect water and soil resources in degraded lands by improving soil productivity

Key Function : Conducting one implementation plan.

### **Awareness Creation**

Objective : Popularize scientific land use planning methods among land users and school children

Key Function : Conducting 11 Awareness Programs.

### **District Land Use Planning Committees**

Objective : Approving of land use recommendations

Key Function : Conducting 5 District Land Use Planning Committees.

### **Divisional Land Use Planning Committee**

Objective : Resolve land use issues and approving of land use recommendations

Key Function : Conducting 10 Divisional Land Use Planning Committees.

### **7.1.6. Progress of District Statistical Branch**

District Statistical Branch, as the District representative for the Department of Census and Statistics, works basically on the activities such as conducting surveys and collecting periodical statistics in the District. Statistical branch conducts these activities as the general works and special works. The District Statistician, Statistical Assistants, Statistical Officers and also Data Entry Operators include into the main human resource pool for making branch's works done.

Followings were completed as general works in 2016

#### Followings were completed as general tasks

1. LPAP - Local Producer Prices for Agriculture, for Locally Produced Agricultural, Livestock and Fisheries Products are Collected from 11 DS Division every Month.
2. Price Collection –Prices for Five types of Commodities are collected from selected outlets and open market in Trincomalee town on a periodical time interval. They are Group IA, Group I, Group II, Group 111, Co-op city,
3. Agriculture Statistics - Sown, Harvested Extent of Highland crops and production of Highland crops are collected for each MAHA and YALA season from 11 D.S Division.
4. Paddy Statistics - Sown, harvested extent of Paddy are collected in Maha and Yala season at 22 ASC Centers in District.
5. Crop Estimation survey - Measure the volume of paddy in Maha and Yala Season.

6. Livestock statistics – Numbers of Livestock categories are collected every Divisional Secretariats during period of June to July of each year.
7. Slaughter Statistics - Collecting of Data of slaughter from local Government (UC/Ps) at the end of the year.
  - No. of cattle slaughtered
  - No. of Goats slaughtered
8. Building Statistics - Collecting building Data such as permit issued, COC at Local Government (UC/PS).
9. Annual survey of Industry - Collecting the Data of selected industries like small, large scale.
10. Local Government Statistics - Collecting Data every Pradesiya Saba, and 2 Urban council at the end of the year.
11. Data collection - collecting various data from various Ministries, Departments and other offices which are necessary for complying annual statistical hand book.
12. Labor Force listing and survey – are conducted every month.

### **The followings have been completed as special tasks during 2016**

#### **1. Child Activity Survey**

The Children aged between 05-17 were surveyed in selected sample household in Trincomalee District.

#### **2. Demographic and Health Survey**

The Children who were under the age of five and female ever married were Surveyed in selected household of 60 Blocks during May to July - 2016

#### **3. Household Income and Expenditure Survey.**

### 7.1.7. Measurement Unit, Standards & Services Division (MUSSD)

The District Office of Measurement Unit, Standards & Services Division is functioning at the Kachcheri premises for ensuring of all the trading practices accompanied with Measurement Standards. The unit basically provides services such as providing approval to scales, stamping scales, protecting traders through legal actions, inspecting petroleum & emission test instruments, and monitoring traders etc...

Description -2016	FQ(1)	SQ(2)	TQ(3)	FQ(4)	Annual 2016
Total collection	952963.05	1045340.10	1092597.30	698410.60	3789311.05
Total units	4137	3357	3007	1560	12061
Total traders	1224	988	976	605	3793
Number of cases	19	08	04	13	44
Number of cases filed	-	-	-	04	04
Verification dates	30	33	28	23	114
Raid dates	02	01	02	03	08
No of emission tests inspections	01	01	01	-	03
No of petroleum inspections	04	04	06	-	14
Total penalty collections	28000	13500	7500	41500	90500
No of weighing machine stamped	4110	3326	2949	1517	11902
No of Petroleum stamped	23	24	58	43	148
No of Emission testing stamping	04	07	-	-	11

### Monthly Revenue Generation - 2016

Month - 2016	Revenue from issuing license	Penalty collection
January	247136.25	7000.00
February	278787.60	-
March	427039.20	21000.00
April	163347.60	-
May	426247.50	13500.00
June	455745.00	-
July	561422.00	-
August	225359.30	7500.00
September	305816.10	-
October	146364.60	16500.00
November	279162.50	-
December	272883.50	25000.00
<b>Total</b>	<b>3789311.15</b>	<b>90500.00</b>

### 7.1.8. District Consumer Affairs Unit Activities

District Consumer Affairs Unit, Trincomalee is functioning under the supervision of Consumer Affairs Authority. The general task of the unit is to monitor and advise the implementation of guidelines issued by Consumer Affairs Authority. Violations of consumer rules such as Profiting on Maximum Price, Not marking Expiry Date/Batch number, Maximum Retail Price etc..., Labeling packed good, non-displaying price list, non-issuing receipts/ warrants for purchase, Misleading and deceptive conduct are raided and subjected to fines. A summary of raids and fines charged for the year 2016 is presented in the table below. Among the other activities did in 2016 includes, forming Consumer Societies, organizing awareness workshops for traders and school children.

#### No of Raids – 2016

Month	Direction No.10 *	Direction No 11 **	Direction No 12 ***	Direction No 20	Direction No 26.	Direction No 30/31	Total
January	12	-	-	01	41	05	59
February	25	03	-	03	37	06	74
March	18	-	-	05	42	-	65
April	07	02	-	01	54	-	64
May	22	01	-	-	43	04	70
June	21	-	-	-	36	07	64
July	27	01	-	01	52	06	87
August	22	03	-	02	37	09	73
September	21	04	-	-	40	08	73
October	16	01	-	-	39	15	71
November	3	01	-	-	37	04	72
December	08	-	01	-	51	10	70
<b>Total</b>	<b>229</b>	<b>16</b>	<b>01</b>	<b>13</b>	<b>509</b>	<b>74</b>	<b>842</b>

## 7.2. Progress of Social Services Activities

Many social service programmes are conducted by District Secretariat and all Divisional Secretariat with the assistance from central and provincial public institutions and other organizations. Coordinating the Public Assistance provided by the government and other agencies is one of the important service components. For the wellbeing of the people who are in need of various assistance, our Divisional Secretariats are attending for delivering the regular assistances and other reliefs services suggested in time to time.

### Divisional wise Public Assistance – 2015

DS Division	Casual Relief	Public Assistance Monthly (PAMA) Allowance	Self-Employment	Allowance for Over 70yrs	Assistance - Mentally Handicapped	Housing Assistance for Disabled	Devices for Disable Persons	Educational Support	Monthly Allowance Disable	TB	Cancer	Leprosy	Kidney Assistance
Trincomalee T & G	73	1656	26	1003	24	01	52		38	02	52	02	90
Padavisripura	65	765		451`		-	-	-	-	-	10		213
Gomarankadawala	54	361	34	190	02	-	05	-	67	01	11	05	38
Kinniya	02	2078	25	969	04	04	21	-	148	06	16	02	03
Seruwila	13	856	6	298	4	-	9	-	70	1	20	-	4
Muthur	09	3141	18	-	29	-	49	09	-	05	35	02	-
Kanthale	08	1,003	18	648	11	-	45	01	73	04	39	-	05
Kuchchaveli	19	1,427	06	507	21	-	01	-	67	05	18	-	06
Morawewa	-	944	-	-	-	-	-	-	-	-	28		253
Thambalagam uwa	18	1,336	21	545	-	-	09	-	74	03	13	-	09
Verugal	69	-	-	157	-	-	-	11	-	01	04	01	-

## 8. Progress of Development Activities - 2016

### 8.1. District Planning Secretariat, Kachcheri, Trincomalee

#### General Aims

- Strengthening home economic units in all 230 Grama Niladari Divisions of 11 Divisional Secretariat Divisions,
- Allocating the financial resources of the government properly to fulfill needs of people in the District and minimize development disparities,
- Maintaining 100% level financial and physical progress for development programmes,
- Implementing and coordinating activities with political leadership, public & private institutions, to solve problems of people in the district.
- Conducting, supervising and controlling of all the development activities in the District.
- Maintaining an effective data base for development activities in the District.

#### General Activities

- Assisting to implement development projects in the district,
- Conducting, supervising and reviewing progress of the district development activities,
- Implementing, supervising and controlling progress of development activities,
- Implementing, supervising and progress controlling of district budget programme.
- Implementing 'poverty-free Sri Lanka' programme at the District,
- Preparing the district consolidated development plans,
- Guiding to prepare the divisional level resource profiles,
- Preparing, maintaining and updating of the district information data system and resource profiles,
- Conducting and maintaining all the activities of District Coordinating and Development Committee.
- Acting as the information and guidance provider for development activities.

### Rural Infrastructure Development Programme (RIDP) 2016

This programme is allocating limited resources comparatively over the country to inherit the fruit of development to the all people reasonably as mean it by its name, specialized for widening the selecting of projects of "Rural Infrastructure Development Programme (RIDP)". It is allocating one million rupees for maximum three projects for every Grama Niladari division in the island. 230 Grama Niladhiries Division are covered by 11 Divisional Secretariat Divisions of Trincomalee District, as a result Rs Rs.230, 000,000.00 was allocated as prescribed below.

### Rural Infrastructure Development Programme (RIDP) 2016

SN	Name of DS Division	No of GN Division	No of Project	Allocation Rs
01	Town & Gravets	42	52	42,000,000.00
02	Kuchcheveli	24	27	24,000,000.00
03	Padavisripura	10	20	10,000,000.00
04	Gomarangadewela	10	16	10,000,000.00
05	Morawewa	10	19	10,000,000.00
06	Thampalagamam	12	26	12,000,000.00
07	Kanthale	23	28	23,000,000.00
08	Kinniya	16	16	16,000,000.00
09	Serivila	31	51	31,000,000.00
10	Verugal	10	20	10,000,000.00
11	Muthur	42	60	42,000,000.00
<b>Total</b>		<b>230</b>	<b>235</b>	<b>230,000,000.00</b>

### Financial and Physical Progress – by DS Division Rural Infrastructure Development Programme (RIDP) – 2016

SN	Name of DS Division	Allocation Released (Rs)	Expenditure (Rs)
01	Town & Gravets	40,942,665.26	40,671,784.70
02	Kuchcheveli	23,495,049.98	22,640,158.78
03	Padavisripura	9,722,607.38	956,5396.96
04	Gomarangadewela	9,311,342.59	9,125,018.07
05	Morawewa	9,329,504.92	925,1322.03
06	Thampalagamam	10,329,687.13	1,0266,559.56
07	Kanthale	21,301,637.32	2,1241,013.44
08	Serivila	14,437,097.41	14,089,160.19
09	Kinniya	28,271,092.50	28,830,455.92
10	Verugal	9,787,608.34	9,779,314.34
11	Muthur	41,075,099.49	40,847,453.07
<b>Project Grand Total</b>		<b>218,003,392.32</b>	<b>215,507,637.06</b>
<b>Value Added Tax</b>		<b>21,363,056.28</b>	<b>15,578,251.79</b>
<b>Recurrent Expenditure</b>		<b>2,150,000.73</b>	<b>2,140,348.44</b>
<b>Grant Total</b>		<b>241,517,239.33</b>	<b>233,226,237.29</b>

Rs 242,758,596.60 (230, 000,000.00 + 10,393,495.87+2,365,100.73) was allocated in the vote head 104-02-06-06-2502 to made the capital expenditure and Value added tax (VAT)

## Decentralized Capital Budget Programme (DCB) 2016

Under this programme, 15 Mn was allocated to the each Hon. Member of Parliamentarian of Sri Lanka, in this way, 4 District MPs and other National List MPs have been allocated of Rs 84,652,578.93 and Projects selected by them are approved in Divisional & District Coordinating committee. Later these are sent to the ministry of National Policies and Economic Affairs to get the approval to commence the works.

Allocation details are as follows

SN	Name of DS Division	No of Project	Allocation Rs	Expenditure Rs
01	Town & Gravets	94	15,945,000.00	15,852,654.95
02	Kuchcheveli	48	7,785,000.00	7,700,567.20
03	Padavisripura	08	650,000.00	645,400.00
04	Gomarangadewela	10	1,045,000.00	1,021,149.00
05	Morawewa	20	3,143,500.00	3,018,535.13
06	Thampalagamam	63	7,998,200.00	7,627,798.48
07	Kanthale	55	12,049,300.00	12,017,861.82
08	Seruvila	19	2,901,500.00	2,813,118.26
09	Kinniya	94	15,455,000.00	14,597,295.63
10	Verugal	15	19,125,000.00	1,905,644.70
11	Muthur	116	13,585,000.00	13,345,593.76
12	Kachcheri	01	24,000.00	23,600.00
VAT			<b>273,950.07</b>	<b>1,400,551.11</b>
Admin. Charges			<b>1,884,628.86</b>	<b>1,719,893.36</b>
Grand Total			<b>84,652,578.93</b>	<b>83,689,663.40</b>

**Name of Parliamentarian:** - Hon.R. Sampanthan, MP for Trincomalee District , Opposition Leader of Democratic Socialist Republic of Sri Lanka and Co – Chairman of DCC.

SN	Name of DS Division	No of Project	Allocation	Expenditure
01	Town & Gravets	11	6,700,000.00	6,700,000.00
02	Kuchcheveli	4	1,800,000.00	1,800,000.00
03	Gomarangadewala	1	300,000.00	298,295.80
04	Morawewa	2	700,000.00	700,000.00
05	Thamplagamam	4	1,550,000.00	1,549,294.60
06	Kanthale	2	500,000.00	500,000.00
07	Seruvila	1	400,000.00	399,579.80
08	Kinniya	1	500,000.00	500,000.00
09	Verugal	2	800,000.00	799,153.52
10	Muthur	3	1,300,000.00	1,300,000.00
11	Kachcheri	1	24,000.00	23,600.00
Project Grant Total		<b>32</b>	<b>14,574,000.00</b>	<b>14,569,923.72</b>
Recurrent Expenditure			<b>426,000.00</b>	
Grant Total			<b>15,000,000.00</b>	

**Name of Parliamentarian:** - Hon. Susantha Punchinilame, MP for Trincomalee District, Deputy Minister of Public Administration and Management and Co – Chairman of DCC.

SN	Name of DS Division	No of Project	Allocation	Expenditure
01	Town & Gravets	12	1,425,000.00	1,399,971.03
02	Kuchcheveli	2	300,000.00	298,775.00
03	Padavisripura	7	620,000.00	616,000.00
04	Gomarangadewala	8	725,000.00	703,008.20
05	Morawewa	11	1,413,500.00	1,336,367.00
06	Thamplagamam	11	1,338,200.00	1,252,733.16
07	Kanthale	32	6,879,300.00	6,854,349.47
08	Seruvila	11	1,761,500.00	1,675,065.21
09	Muthur	01	200,000.00	199,316.00
Project Grant Total		<b>95</b>	<b>1,4662,500.00</b>	<b>14,335,585.07</b>
Recurrent Expenditure			<b>337,500.00</b>	
Grant Total			<b>15,000,000.00</b>	

**Name of Parliamentarian:** - Hon. Abdullah Mahrooff, MP for Trincomalee District, and Co – Chairman of DCC.

SN	Name of DS Division	No of Project	Allocation	Expenditure
01	Town & Gravets	02	450,000.00	449,640.05
02	Kuchcheveli	08	1,850,000.00	1,826,714.64
03	Padavisripura	01	30,000.00	29,400.00
04	Gomarangadewala	01	20,000.00	19,845.00
05	Morawewa	01	30,000.00	29,667.00
06	Thamplagamam	09	1,700,000.00	1,562,483.15
07	Kanthale	04	500,000.00	497,956.84
08	Seruvila	01	20,000.00	19,845.00
09	Kinniya	19	6,762,500.00	6,257,596.32
10	Muthur	15	3,300,000.00	3,153,325.10
Project Grant Total		<b>61</b>	<b>14,662,500.00</b>	<b>13,846,473.10</b>
Recurrent Expenditure			<b>337,500.00</b>	
Grant Total			<b>15,000,000.00</b>	

**Name of Parliamentarian: - Hon. Imran Maharoooff, MP for Trincomalee District.**

SN	Name of DS Division	No of Project	Allocation	Expenditure
01	Town & Gravets	16	1,280,000.00	1,279,469.48
02	Kuchcheveli	11	1,225,000.00	1,195,336.50
03	Morawewa	02	250,000.00	243,001.13
04	Thamplagamam	22	1,880,000.00	1,783,581.07
05	Kanthale	03	1,700,000.00	1,700,000.00
06	Kinniya	36	5,592,500.00	5,355,803.15
07	Verugal	06	250,000.00	249,972.00
08	Muthur	32	2,485,000.00	2,462,656.10
Project Grant Total		<b>128</b>	<b>14,662,500.00</b>	<b>14,269,819.43</b>
Recurrent Expenditure			<b>337,500.00</b>	
Grant Total			<b>15,000,000.00</b>	

**Name of Parliamentarian: - Hon. M.S.Thowfeek, MP, National List.**

SN	Name of DS Division	No of Project	Allocation	Expenditure
01	Town & Gravets	16	875,000.00	873,672.98
02	Kuchcheveli	13	1,460,000.00	1,439,851.06
03	Morawewa	01	100,000.00	97,000.00
04	Thamplagamam	11	580,000.00	577,170.00
05	Kanthale	03	300,000.00	299,751.69
06	Kinniya	35	2,115,000.00	1,896,151.84
07	Muthur	29	1,930,000.00	7,182,732.73
Project Grant Total		<b>108</b>	<b>7,360,000.00</b>	<b>7,182,738.73</b>
Recurrent Expenditure			<b>121,000.00</b>	
Grant Total			<b>7,481,000.00</b>	

**Name of Parliamentarian: - Hon. K. Thurairatnasingam, MP, National List.**

SN	Name of DS Division	No of Project	Allocation	Expenditure
01	Town & Gravets	33	4,920,000.00	4,855,768.01
02	Kuchcheveli	08	1,000,000.00	997,250.00
03	Morawewa	03	650,000.00	612,500.00
04	Thamplagamam	06	950,000.00	902,536.50
05	Kanthale	04	550,000.00	547,820.00
06	Seruvila	04	500,000.00	499,128.25
07	Kinniya	04	485,000.00	484,720.00
08	Verugal	07	862,500.00	856,519.18
09	Muthur	32	4,170,000.00	4,135,658.67
Project Grant Total		<b>101</b>	<b>14,087,500.00</b>	<b>13,891,892.61</b>
Recurrent Expenditure			<b>325,128.86</b>	
Grant Total			<b>14,412,628.86</b>	

**Name of Parliamentarian:** - Hon. D. M. Suwaminathan, MP, National List. Minister of Prisons Reforms, Rehabilitation, Resettlement, and Hindu Religious Affairs.

SN	Name of DS Division	No of Project	Allocation	Expenditure
01	Town & Gravets	01	200,000.00	199,141.40
02	Muthur	01	50,000.00	49,628.00
Project Grant Total		<b>02</b>	<b>250,000.00</b>	<b>248,769.40</b>
Recurrent Expenditure			<b>Nil</b>	
Grant Total			<b>250,000.00</b>	<b>248,769.40</b>

**Name of Parliamentarian:** - Hon. Ven. Athuraliya Rathna Thero, MP, National List.

SN	Name of DS Division	No of Project	Allocation	Expenditure
01	Kanthale	03	1,300,000.00	1,299,219.00
Project Grant Total		<b>03</b>	<b>1,300,000.00</b>	<b>1,299,219.00</b>
Recurrent Expenditure			<b>Nil</b>	
Grant Total			<b>1,300,000.00</b>	<b>1,299,219.00</b>

**Name of Parliamentarian:** - Hon. Bimal Retnayaka MP, National List.

SN	Name of DS Division	No of Project	Allocation	Expenditure
01	Town & Gravets	03	95,000.00	95,000.00
02	Kuchcheveli	01	50,000.00	45,000.00
05	Kanthale	04	320,000.00	318,764.82
06	Seruvila	02	220,000.00	219,500.00
09	Muthur	02	150,000.00	148,858.05
Project Grant Total		<b>12</b>	<b>835,000.00</b>	<b>827,122.87</b>
Recurrent Expenditure			<b>Nil</b>	
Grant Total			<b>835,000.00</b>	<b>827,122.87</b>

**Name of Parliamentarian:** - Hon. Dr. Jayampathi Wicramaratna, MP, National List.

SN	Name of DS Division	No of Project	Allocation	Expenditure
01	Kuchcheveli	01	100,000.00	97,675.00
Project Grant Total		<b>01</b>	<b>100,000.00</b>	<b>97,675.00</b>
VAT				
Recurrent Expenditure			<b>Nil</b>	
Grant Total			<b>100,000.00</b>	<b>97,675.00</b>

### **Tourism Development Programme - 2016**

The Ministry of Tourism has allocated sum of Rs 43.02mn with view to improve the tourism sector in Trincomalee District and the allocation has been utilized of Rs 33,280.644.21

### **Glass of Milk Programme 2016**

The Ministry of Women and child affairs has been allocated of Sum Rs 8,435,048.00 with a view to increase the nutritional level of the Pre School children and earlier childhood Centre children and Rs. 7,083,826.92 has been utilized

### **Awareness of Pre School Teachers -2016**

The Presidential Secretariat has been allocated of Sum Rs. 162,000.00 with a view to increase the nutritional and social empowerment

## 8.2. District Divineguma Office, Trincomalee.

Income generation and livelihood improvement programme have been mobilized with the guidance of District Divineguma Office for the benefit of poor income earners in the district. District Divineguma Office is continually providing funding, trainings and other information at Divisional Secretariat level and Grama Niladhari level for the success of these programmes.

### Samurdhi Stamp Beneficiary Programme:

This programme is conducted in all of the eleven Divisional Secretariats for the benefit of low income earning families. The amount of subsidy is decided on the number of members in the beneficiary family and the money is deposited at Divineguma Community Based Banks.

#### Samurdhi Stamp Particulars– 2016

Name of Division	Name of Samurdhi Bank	3500/-	2500/-	1500/-	420/-	Total Stamps	Total Expenditure
Town & Gravets	Arunagiri Bank	1003	443	1056	458	2960	5,337,200.00
	Jinnanagar	1508	486	1151	1021	4166	7,083,050.00
	Singhapura Bank	894	310	571	440	2215	4,107,950.00
<b>Total</b>		<b>3405</b>	<b>1239</b>	<b>2778</b>	<b>1919</b>	<b>9341</b>	<b>16,528,200.00</b>
Padavisripura	Padavisripura	311	151	232	76	770	1,563,700.00
Gomarankadwela	Gomarankadawela	153	106	356	2	617	1,139,950.00
Kinniya	Kinniya Town	1677	610	908	790	3985	7,599,450.00
	Kurinchakerni	1772	477	861	687	3797	7,537,700.00
<b>Total</b>		<b>3449</b>	<b>1087</b>	<b>1769</b>	<b>1477</b>	<b>7782</b>	<b>15,137,150.00</b>
Seruwila	Serunuwara Bank	467	175	435	261	1338	2,344,350.00
Muthur	Muthur West	1465	451	1265	500	3681	7,019,150.00
	Thahanagar	358	158	256	3	775	1,751,600.00
	Palathoppoor	773	367	988	483	2611	4,381,700.00
<b>Total</b>		<b>2596</b>	<b>976</b>	<b>2509</b>	<b>986</b>	<b>7067</b>	<b>13,152,450.00</b>
Kantale	Bathiyagama	437	190	374	79	1080	2,208,850.00
	Kantale Town	747	312	620	271	1950	3,699,350.00
<b>Total</b>		<b>1184</b>	<b>502</b>	<b>994</b>	<b>350</b>	<b>3030</b>	<b>5,908,200.00</b>
Kuchcaweli	Nilaweli bank	380	120	253	242	995	1,733,250.00
	Pulmooddai Bank	162	61	137	127	487	796,500.00
<b>Total</b>		<b>542</b>	<b>181</b>	<b>390</b>	<b>369</b>	<b>1482</b>	<b>2,529,750.00</b>
Morawewa	Morawerwa Bank	145	54	105	268	572	689,700.00
Thampalagamam	Thampalagama	1149	583	1187	535	3454	6,293,350.00
Verugal	Senpaha Bank	1441	707	589		2737	6,651,350.00
<b>Grand Total</b>		<b>14842</b>	<b>5761</b>	<b>11344</b>	<b>6243</b>	<b>38190</b>	<b>71,938,150.00</b>

**Social Security Fund:**

A amount of Rs. 45/= is deducted from the grants given to Samurdhi Beneficiaries for offering them relief at an emergency case or timely requirements. With this assistance, the members of Samurdhi will benefit with new child birth, marriage, death, hospitalization, and scholarship.

DS Divison	Birth			Marriage			Diseases			Deaths			Scholarship - 1
	Amount Rs. 2500/-	Amount Rs. 5000/-	Amount Rs. 7500/-	Amount Rs. 2500/-	Amount Rs. 5000/-	Amount Rs. 7500/-	Amount Rs. 50/-	Amount Rs. 200/-	Amount Rs. 250/-	Amount Rs. 5000/-	Amount Rs. 10000/-	Amount Rs. 15000/-	Amount Rs. 1000/-
Trincomalee T & G	15,000	30,000	345,000	85,000	170,000	1,357,500	10,500	43,200	679,750	90,000	180,000	1,995,000	1,104,000
Padavisripura	10,000	20,000	90,000			112,500	900	3,600	77,750	5,000	10,000	165,000	312,000
Gomarankadawela	2,500	5,000	82,500	5,000	10,000	975,000	250	3,600	86,500			105,000	48,000
Kinniya		10,000	105,000	45,000	190,000	2,467,500		26,200	419,250	15,000	100,000	1,290,000	1,480,000
Seruwila		15,000	90,000	25,000		240,000		51,900	71,250		40,000	210,000	476,000
Muthur	5,000	55,000	367,500	42,500	160,000	2,692,500	7,300	37,400	555,500	25,000	170,000	1,545,000	768,000
Kanthale	5,000	25,000	270,000	10,000	40,000	547,500	3,300	33,800	438,500	15,000	80,000	855,000	840,000
Kuchchaweli			975,000		20,000	472,500		9,200	117,750	10,000	70,000	270,000	520,000
Morawewa			375,000	5,000	10,000	90,000	450	1,800	60,500	5,000	10,000	210,000	144,000
Thambalagamuwa			52,500	12,500	45,000	682,500	400	5,400	219,500	15,000	110,000	660,000	840,000
Verugal	10,000	20,000	435,000	17,500	35,000	607,500	1,900	7,600	172,000	30,000	60,000	255,000	616,000
Kachcheri													52,000
<b>Total</b>	<b>47,500</b>	<b>180,000</b>	<b>3,187,500</b>	<b>247,500</b>	<b>680,000</b>	<b>10,245,000</b>	<b>25,000</b>	<b>223,700</b>	<b>2,898,250</b>	<b>210,000</b>	<b>830,000</b>	<b>7,560,000</b>	<b>7,200,000</b>

### 8.3. Line Ministries and Departments' Capital Expenditure – 2016

Trincomalee District Secretariat acts as the district representative for the government. Thus, the Line Ministries, Departments and other agencies work hand in hand in implementing their programmes in Trincomalee District. Table below presents a summary of capital expenditure for 2016 incurred through this office.

Head No.	Ministries / Department	Allocation (Rs)	Expenditure (Rs.)
001	His Excellency the President	45,031,140.50	32,437,212.33
101	M/of Buddha Sasana and Religious Affairs	26,450,000.00	26,208,038.33
104	M/of Policy Formulation, Economic Activities, Child Youth & Cultural Activities	327,836,714.67	317,437,029.90
106	M/of Disaster Management & Human Rights	26,289,979.80	26,179,979.80
118	M/of Agriculture	65,000.00	45,000.00
120	M/of Child Development and Women's Affairs	1,152,500.00	1,015,869.25
121	M/of Home Affairs	41,511,841.91	38,723,316.34
124	M/Social Service	228,580.00	224,980.00
130	M/of Local Government and Provincial Councils	193,000.00	183,430.00
136	M/Sports	21,650,000.00	18,027,374.01
145	M/of Prison Reforms, Rehabilitation, Resettlement and Hindu Religious Affairs	1,400,600,000.00	1,324,417,825.77
151	M/Fisheries & Aquatic Resource Development	3,362,000.00	2,059,794.29
153	M/Land & Land Development	900,910,695.22	900,842,047.53
154	M/Rural Economic Affairs	428,650.00	428,650.00
157	M/National Dialogue	97,000.00	95,800.00
163	M/of Internal Affairs, Wayamba Development and Cultural Affairs	3,442,565.89	3,304,756.80
196	M/Science, Technology and Research	122,611.66	121,638.66
198	M/Irrigation & Water Resource Management	2,071,012.00	1,447,286.26
207	D/Archaeology	3,800,000.00	3,327,840.13
216	D/of Social Service	273,000.00	266,000.00
219	D/Sports Developments	29,726,175.00	27,468,006.72
226	D/Immigration & Emigration	1,204,500.00	1,203,669.88
247	Sri Lanka Customs	2,410,000.00	2,359,825.83
254	D/Registrar General	2,195,754.40	2,194,135.11
284	D/of Wildlife Conservation	74,807,406.17	36,744,663.60
327	D/of Land Use Policy Planning	1,138,325.00	1,158,579.04
328	D/of Man Power & Employment	362,131.00	559,264.22

## 9. Annual Accounts Particulars

The annual accounting particulars of District Secretariat, Trincomalee is administered under two project components; General Administration & Establishment Services (Kachcheri) and Divisional Secretariats. Under these two projects, the expenditures and revenues are accounted. As the District Revenue Accounting officer for other Ministries and Departments (selected), monthly revenues collected are accounted for relevant heads and a summary report of the revenue collected for the year 2016 is indicated in the following table.

### Revenue Collection – 2016

SN	Source/ Nature of Revenue	Revenue Head	Revenue (Rs)
1	Private Timber Transport	1003-07-03	36,308.72
2	Registration fees of DRG	1003-07-02	12,468,650.00
3	License Fees	1003-07-05	61,110.00
4	Other	1003-07-99	1,824,781.56
5	Government Building Rent	2002-01-01	3,618,458.31
6	Rent on Land and Other	2002-01-03	2,284,211.00
7	Other (Rents)	2002-02-99	3,385,420.58
8	Exam and Other Fees	2003-02-13	678,400.00
9	Fees under MTA and other	2003-02-14	39,375,840.00
10	Other Receipts	2003-99-00	8,367,479,.40
11	Sundries	2003-02-99	5,064,741.25
12	W & OP Central Govt.	2004-01-00	16,360,307.37
13	Sales of Capital Assets	2006-02-00	96,186.29

The particulars of accounts are presented in Appropriation Account 2016 of District Secretariat, Trincomalee, relevant to recurrent expenditure, capital expenditure; advance account and deposit account are given in the following pages.

## Appropriation Account 2016

DGSA 1

Expenditure Head No. 271

Name of Ministry / Department / District Secretariat: District Secretariat, Trincomalee

Programme Number given in Annual Estimates	Title of the Programme given in Budget Estimates	(1)	(2)	(3)	(4)	(5)	(6)	Page No. (Reference to relevant DGSA 2 format)
		Provision in Budget Estimates	Supplementary Provision and Supplementary Estimate Allocation	Transfers in terms F.R. 66 and 69	Total Net Provision (1+2+3)	Total Expenditure	Net Effect Saving/(Exc ess) (4-5)	
		Rs.	Rs.	Rs.	Rs.	Rs.	Rs.	
	<b>Recurrent</b>							
1	Operational Activities	353,000,000	25,000,000	+13,400,000-13,400,000	378,000,000	367,201,992	10,798,008	<b>2</b>
	<b>Sub Total(Recurrent)</b>	353,000,000	25,000,000	+13,400,000-13,400,000	378,000,000	367,201,992	10,798,008	
	<b>Capital</b>							
1	Operating Activities	54,000,000	0	0	54,000,000	53,515,943	484,057	<b>2</b>
	<b>Sub Total (Capital)</b>	54,000,000	0	0	54,000,000	53,515,943	484,057	
	Total of Recurrent	353,000,000	25,000,000	+13,400,000-13,400,000	378,000,000	367,201,992	10,798,008	
	Total of Capital	54,000,000	0	0	54,000,000	53,515,943	484,057	
	<b>Grand Total</b>	<b>407,000,000</b>	<b>25,000,000</b>	<b>+13,400,000-13,400,000</b>	<b>432,000,000</b>	<b>420,717,935</b>	<b>11,282,065</b>	

Detailed Programme Appropriation Accounts and other detailed Accounting Statements in DGSA format Numbers 2 to 10 presented in pages from 2 to 17 and other Notes presented in pages from 18 to 45 form an integral part of this Appropriation Account.

We hereby certify that the figures in this account, other detailed statements and Notes are correct and relevant accounts were reconciled with Treasury Books of Account and found correct.

Chief Accountant

Accounting Officer

Chief Accounting Officer

Date:

Date:

Date :

DGSA 2

### Summary of Recurrent and Capital Expenditure-2016

Expenditure Head No : 271

Name of Ministry / Department / District Secretariat: District Secretariat, Trincomalee

Programme No. &amp; Title : 1, Operational Activities

Nature of Expenditure with DGSA format Reference	(1)	(2)	(3)	(4)	(5)	(6)	Page No. (Reference to relevant DGSA format)
	Provision in Budget Estimates	Supplementary Provision and Supplementary Estimate Allocation	Transfers in terms F.R. 66 and 69	Total Net Provision (1+2+3)	Total Expenditure	Net Effect Saving/(Excess) (4-5)	
	Rs.	Rs.	Rs.		Rs.	Rs.	
(a) Recurrent (DGSA 3)	353,000,000	25,000,000	+13,400,000-13,400,000	378,000,000	367,201,992	10,798,008	3
(b) Capital (DGSA 4)	54,000,000	0		54,000,000	53,515,943	484,057	4,5
<b>Total</b>	<b>407,000,000</b>	<b>25,000,000</b>	<b>+13,400,000-13,400,000</b>	<b>432,000,000</b>	<b>420,717,935</b>	<b>11,282,065</b>	

Chief Accountant/Director(Finance)/Commissioner(Finance)

Name :

Date :

DGSA 3

## Recurrent Expenditure by Project-2016

Expenditure Head No : 271

Name of Ministry / Department / District Secretariat: District Secretariat, Trincomalee

Programme No. &amp; Title : 1,Operational Activities

Nature of Expenditure with DGSA format Reference	(1)	(2)	(3)	(4)	(5)	(6)
	Provision in Budget Estimates	Supplementary Provision and Supplementary Estimate Allocation	Transfers in terms F.R. 66 and 69	Total Net Provision (1+2+3)	Total Expenditure	Net Effect Saving/(Excess) (4-5)
	Rs.	Rs.	Rs.	Rs.	Rs.	Rs.
<b>Project No:1 &amp;Title: General Administration and Establishment Services -District Secretariat Management</b>						
Personal Emoluments	37,000,000	0	+3,500,000-3,500,000	37,000,000	34,113,352	2,886,648
Other Charges	16,850,000	0	+700,000-700,000	16,850,000	15,829,754	1,020,246
<b>Sub Total</b>	<b>53,850,000</b>	<b>0</b>	<b>+4,200,000-4,200,000</b>	<b>53,850,000</b>	<b>49,943,106</b>	<b>3,906,894</b>
<b>Project No:2 &amp;Title: Divisional Secretariats</b>						
Personal Emoluments	265,000,000	25,000,000	+8,000,000-8,000,000	290,000,000	285,527,992	4,472,008
Other Charges	34,150,000	0	+1,200,000-1,200,000	34,150,000	31,730,893	2,419,107
<b>Sub Total</b>	<b>299,150,000</b>	<b>25,000,000</b>	<b>+9,200,000-9,200,000</b>	<b>324,150,000</b>	<b>317,258,885</b>	<b>6,891,115</b>
<b>Grand Total</b>	<b>353,000,000</b>	<b>25,000,000</b>	<b>+13,400,000-13,400,000</b>	<b>378,000,000</b>	<b>367,201,992</b>	<b>10,798,008</b>

Chief Accountant/Director(Finance)/Commissioner(Finance)

Name :

Date :

## Capital Expenditure by Project-2016

DGSA 4

Expenditure Head No : 271

Name of Ministry /Department /District Secretariat: District Secretariat,Trincomalee

Programme No. &amp; Title : 1,Operational Activities

Project No. &amp; Title : 1, General Administration and Establishment Services-District Secretariat

Object Code No.	Item No.	Financed by (Code No.)	Description of Items	(1)	(2)	(3)	(4)	(5)
				Provision in Annual Estimates	Transfers in terms F.R. 66 and 69 and Supplementary Provision and Supplementary Estimate Allocation	Total Net Provision (1+2)	Total Expenditure	Net Effect Saving/ (Excess) (3-4)
				Rs.	Rs.	Rs.	Rs.	Rs.
			Rehabilitation and Improvement					
2001	11		Buildings and Structures	5,500,000		5,500,000	5,410,087	89,913
2002	11		Plant,Machineryand Equipment	1,400,000		1,400,000	1,105,086	294,914
2003	11		Vehicles	1,500,000		1,500,000	1,481,153	18,847
			Acquisition			-		
2102	11		Furnitures and Office Equipments	3,200,000		3,200,000	3,198,270	1,730
2103	11		Plant,Machineryand Equipment	1,300,000		1,300,000	1,243,038	56,962
2104	11		Buildings and Structures	40,000,000		40,000,000	40,000,000	-
2106	11		Other			-		
			Capacity Building			-		
2401	11		Training and Capacity Building	550,000		550,000	529,860	20,140
			Total	53,450,000	-	53,450,000	52,967,494	482,506

Chief Accountant/Director(Finance)/Commissioner(Finance)

Name :

Date :

## Capital Expenditure by Project-2016

DGSA 4

Expenditure Head No : 271

Name of Ministry / Department / District Secretariat: District Secretariat, Trincomalee

Programme No. &amp; Title : 1,Operational Activities

Project No. &amp; Title : 2, Divisional Secretariats

Object Code No.	Item No.	Financed by (Code No.)	Description of Items	(1)	(2)	(3)	(4)	(5)
				Provision in Annual Estimates	Transfers in terms F.R. 66 and 69 and Supplementary Provision and Supplimentary Estimate Allocation	Total Net Provision (1+2)	Total Expenditure	Net Effect Saving/(Excess) (3-4)
				Rs.	Rs.	Rs.	Rs.	Rs.
2001	11		<b>Rehabilitation and Improvement</b> Buildings and Structures					
2002	11		Plant,Machineryand Equipment					
2003	11		Vechiles					
			<b>Acquisition</b>					
2102	11		Furnitures and Office Equipments					
2103	11		Plant,Machineryand Equipment					
2104	11		Buildings and Structures					
2106	11		Other					
			<b>Capacity Building</b>					
2401	11		Training and Capacity Building	550,000		550,000	548,449	1,551
				<b>550,000</b>		<b>550,000</b>	<b>548,449</b>	<b>1,551</b>

Chief Accountant/Director(Finance)/Commissioner(Finance)

Name :

Date :

Note (ii)

**Summary of Control Accounts for Advance & Deposit Accounts - 2016**

Expenditure Head No. : 271

Name of Ministry / Department / District Secretariat: District Secretariat, Trincomalee

Account No. & Name	Account No.	Opening Balance as at 01/01/2015	Debits during the year	Credits during the year	Balance as at 31/12/2015	Balance as per Treasury Accounts as at 31/12/2015
		Rs.	Rs.	Rs.	Rs.	Rs.
I. Advances to Public Officers	8493/0/0/0271/0011	74,583,643.94	25,801,530.62	21,885,816.17	78,499,358.39	78,499,358.39
	8493/0/0/0271/0012		2,871,779.00	4,013,527.60	(1,141,748.60)	(1,141,748.60)
	<b>Total</b>	<b>74,583,643.94</b>	<b>28,673,309.62</b>	<b>25,899,343.77</b>	<b>77,357,609.79</b>	<b>77,357,609.79</b>
II. Other Advances						
III. Miscellaneous Advances	7000/0/0/250/03/422	1,362,176.36	1,539,739.14	1,248,999.00	1,652,916.50	1,652,916.50
IV. Deposit Accounts	6000/0000/00/0002/0104/000	2,043,833.00	7,899,884.43	12,528,900.76	6,672,849.33	6,672,849.33
	6000/0000/00/0013/0070/000	4,427,152.02	194,104,789.64	199,075,643.53	9,398,005.91	9,398,005.91
	6000/0000/00/0014/0011/000	5,596,645.12	136,082,305.21	131,978,579.01	1,492,918.92	1,492,918.92
	6000/0000/00/0016/0052/000	67,161,593.55	44,433,292.59	54,783,432.69	77,511,733.65	77,511,733.65

I hereby certify that the closing balances of the above Advance Accounts and Deposit Accounts were reconciled with the respective lists of individual balances, and that reconciliation statements were sent to the Audit in terms of FR 506(2).

Chief Accountant/ Head of Finance  
Division  
Name with Initials:  
Date : .