

**ANNUAL PERFORMANCE REPORT  
AND ACCOUNTS - 2018  
MULLAITIVU DISTRICT**

# ANNUAL PERFORMANCE REPORT AND ACCOUNTS- 2018 MULLAITIVU DISTRICT

CONTENTS	PAGE NO
1. Message	
1.1 Message of the District Secretary	1
2. Introduction of the District Secretariat of Mullaitivu	
2.1 Vision and Mission	3
2.2 District Secretariat Objectives	4
3. Introduction of Mullaitivu District	
3.1 Location and Area	5
3.2 Climate and Physical Features	5
3.3 Economic conditions and Lifestyle of the people of the District	6
3.4 Water Resources	7
3.5 Basic Information of the District Secretariat	8
3.6 Basic Statistical Information of the District Secretariat	10
4. Organizational Chart and Approved Cadre	
4.1 Organizational Chart	11
4.2 Approved Cadre	12
4.2.1 District Secretariat, Mullaitivu Cadre	12
4.2.2 Divisional Secretaries Cadre	13
5. Activities	
5.1 Activities of the General Administration	14
5.1.1. Activities of Establishment and Administration	14
5.1.2. Activities of Human Resources Development and Vocational Guidance	15
5.1.3. Activities of Internal Audit	17
5.1.4. Activities of Land Use Planning Department	18
5.1.5. Activities of Election Department	26
5.1.6. Activities of Assistant Register Office	28
5.1.7. Activities of Engineering Unit	29
5.1.8. Activities of Motor Traffic Department	31
5.1.9. Activities of Pension Department	31
5.1.10. Activities of National Languages and Social Integration	32
5.1.11. Activities of Disaster Management	33
5.1.12. Activities of Disaster Management Coordinating Unit	35
5.1.13. Small Enterprises Development Division	42

<b>5.2.</b>	<b>Social Services and Cultural Activities</b>	<b>44</b>
5.2.1	Activities of Cultural and Religious	45
5.2.2	Activities of Sri Lanka Social Security Board Pension Scheme	56
5.2.3	Activities of Children and Women Affairs	58
5.2.4	Activities of Social Service Unit	69
5.2.5	Activities of National Elders Secretariat	70
5.2.6	Activities of Ministry of Foreign Employment	74
<b>5.3.</b>	<b>Development Activities</b>	<b>75</b>
5.3.1	Activities of Planning	76
5.3.2	Activities of Samurdhi Development	105
<b>5.4.</b>	<b>Action Plane Progress Report</b>	<b>112</b>
<b>5.5.</b>	<b>Annual Accounts Reports</b>	<b>123</b>

# 1. Message

## 1.1. Message of the District Secretary/ Government Agent



It is a great pleasure for me to submitting the Annual Performance Report and Accounts of District Secretariat, Mullaitivu for the year 2018. *This* report contains of programmes, projects and activities implemented through District Secretariat and Divisional Secretariats and the line Ministries and Departments.

The fund was allocated by the Treasury according to the 2018 budget has been utilized fully economically and efficiently. These funds utilized effectively to achieve the targets of Government vision to expedite the services for the people.

We have completed the resettlement activities in our District in September 2012. All the branches of District Secretariat and all Divisional Secretariats are functioning in their original places with improved facilities. We have implemented many development projects under the line Ministries to uplift the living standard of the resettles.

There were many improvements in the decrease of the poverty through the massive development works held in our district. We implemented the Samurdhi Programmes under the Ministry of Primary Industries & Social Empowerment continuously .We, District Secretariat, Divisional Secretariat Maritimpattu, Divisional Secretariat Puthukkudiyiruppu got the 3<sup>rd</sup> place in the Productivity award competition for the year of 2016/2017 and it is Shown that the dedication Service of our Staff in the public Service .I wish to say thank you to the Ministry of Internal & Home Affairs and Provincial Councils and Local Government and other Ministries and Departments those who provided invaluable advice and direction to carry out the quality services with efficiently for the betterment of the people.

Finally in this occasion I wish to extend my sincere thanks and gratitude for those contributed their fullest support and assistance in many ways at the field level to uplift the livelihood of the people of our District.

I also want to extend my sincere thanks and gratitude to all Divisional Secretaries and staff of District Secretariat for their fullest cooperation and dedication.

Mrs.R.Ketheeswaran,  
District Secretary/ Govrnment Agent,  
Mullaitivu District.



## **2. Introduction of District Secretariat of Mullaitivu**

### **2.1. Vision and Mission**

#### **Vision**

Being a most prime Institution in performing sustainable public services with environmentally friendly approach

#### **Mission**

Possessing dynamic task groups at all levels to lead the district to-wards sustainable development through constructive good governance process and through empowering human life with an effective & efficient administration and innovative resource management, in line with the policy framework of the Government.

## 2.2. District Secretariat Objectives

01. Implementation of the Project activities for the improvement of the self-economic.

Issue the Livelihood assistance. Issue basic facilities (House, Toilet & Well) conduct the awareness Programmes and drug prevention to save the income of the people

02. Enhance the friendly working environmental

Encourage the Internal Customers and show easy way to the External Customers to receive their Service

03. Infrastructure

Improving the infrastructure Facilities

04. Civil and Land documents

Issuing and solve the problems related with the civil and Land documents to the people in the district.

05. Build the healthy Society drug prevention, Nutrition, Dengue Prevention, Pure drinking water and Kidney Protection.

06. Agriculture and Livestock

Make arrangement to expand the activities the agriculture and livestock to implement the life of the people in the district

07. Industrial and Business Development

Make opportunities to deliver the job in the Sectors of small industrial enterprises, tourism and fishing.

08. Resource Utilization

i. Use the physical and Human resources with efficiency and maximum level

ii. Confirm the development through the protection of the natural resources. (Forest and coastal areas)

09. Sports, Education and cultural Development

Contribute to the education development and implement the sports development and cultural improvements.

10. Green Productivity Development

Carry out the activities towards the Institutions' Vision joint with the concept of the Green productivity.

11. Identify the women headed families, Children, elders and special needed person and implement their wellness.

### **3. Introduction of Mullaitivu District**

#### **3.1. Location and Area:-**

Mullaitivu District is one of the newly created Districts in Sri Lanka in 1979, which was covered by Mannar, Trincomalee and Vavuniya Districts. This District occupies the Eastern part of the main land of Northern Province. Mullaitivu District has Kilinochchi district on its Northern border, Trincomalee district and Vavuniya district and part of the Mannar district in the south, Mannar district in the West and the sea in the East. It covers land area approximately 2516.9 sq. Km (including forest area excluding large inland water). This District accounts for 3.8% of the country's total area.

#### **3.2. Climate and Physical Features**

##### **Climate and Soil:-**

Dry Zone – bimodal rainfall pattern. Average annual rainfall varies from 1300 mm to 2416mm. Temperature range from 23.0 c to 39.30 C

##### **Physical Features**

The physical feature of Mullaitivu District is flat land, generally sloping to the East and North, in the Western part, towards West and South. This district has 70km of coastal belt and four lagoons viz Kokkulai, Nayaranu, Nanthikadal and Mathalan with high potentials for prawn culture. The elevation varies from sea level to 36.5 meters. Major soil groups are reddish brown earth and red yellow lato soils which are suitable for cultivation.

##### **Land Use:-**

This District consists of different Eco-Systems such as forest land, shrub land, Coconut plantation, Agriculture land and water bodies etc. Total land area (Including forest area and excluding large inland water bodies) is 251,690 hectares. Approximately 167,850 hectares which is 64.1% of the total land area consists of forest, agriculture covers nearly 44,040 hectares (16.9%), range land accounts for 13,650 hectares (5.2%) another 26,150 hectares constitutes of water and homestead and build up land accounts for 5.1%.

### 3.3. Economic conditions and Lifestyle of the people of the District

Major portion of the population is engaged in Agriculture sector which includes fishing and livestock, other occupations are in the industrial activities, employment in the government sector and private establishments.

#### Economy:-

The economy of the district mainly depends on Agriculture and fishing. Livestock and Forestry play a supplementary role in the district Economic activities. Nearly 23680 and 4850 families are engaged in Agriculture and fishing sector respectively.



**Livestock Production**



**Fishing**

#### Agriculture:-

The Agriculture sector is the main income generating source in this district. Totally 80% Farmers depend in this sector. District has total ha 16499.3 of suitable land to undertake the paddy cultivation. Details are as follows.

Major - 7993.9 ha

Minor - 4337 ha

Rain fed - 4167.9 ha

03 Major Tanks & 17 Medium Tanks feed the paddy land of 7993.9 ha and The 228 Minor Tanks feed paddy land of 4337.5 ha in this district

**Fishing:-**

This district has a coastal belt of 70 km and four lagoons namely Mathalan, Nanthikadal, Nayaruru & Kokulai which are very suitable for fishing development. These lagoons are famous for crab and prawn cultivation. There are possibilities for inland fishing development in Major Tanks. Fishing sector takes important place in generating employment opportunities and income facilities to considerable number of families in this district. Still deep-sea fishing is not allowed by concerned authorities

**3.4. Water Resources:-**

This district has water resources to use for the agriculture. There are no tanks for the irrigated

Cultivation. There are 03 Major tanks, 17 Medium tanks and 228 Small tanks in this district.

The rain water is the main resource for the agriculture

### 3.5. Basic Information of the District Secretariat

➤ Administration:-

Administratively this district constitutes part of Wannu Electoral District. The district has six administrative divisions and covers 136 Grama Niladhari Divisions and 632 villages in this District.

No	AGA/DS Divisions	Number of GNN Divisions	Number of Villages
1	Maritimepattu	46	219
2	Puthukkudiyiruppu	19	179
3	Oddusuddan	27	114
4	Thunukkai	20	35
5	Manthai East	15	68
6	Welioya	09	17
	<b>Total</b>	<b>136</b>	<b>632</b>

➤ Population:-

This district had a population of 77,515 as per 1981 census of population. Due to the situation prevailed in this district no census was taken during 1991 and 2001. The district had an estimated population of 180,401 in December 2001, which accounts for 1.07% of the total population.

The resettled population in this district as at 31.12.2018 was 136623. Details are as follows.

A.G.A.Division	Resettled Population	
	No.of Families	No.of Members
<b>Maritimepattu</b>	13890	42826
<b>Puthukkudiyiruppu</b>	13423	40512
<b>Oddusuddan</b>	6291	19990
<b>Thunukkai</b>	4055	12465
<b>Manthai East</b>	3125	9641
<b>welioya</b>	3336	11189
<b>Total</b>	<b>44120</b>	<b>136623</b>

➤ Health


06 MOH Divisions are functioning in the District. A District General Hospital ,03 Base Hospitals,07 Divisional Hospitals , 08 Primary Medical Care Units ,38 Gramodhaya Health centers,01Anti-malaria combines Unit , 01 Mental Health Unit , 01 STD Clinic ,01 Chest Clinic ,01 Rabies Control Unit and also functioning under the Regional Director of Health Services in Mullaitivu District.



**District Hospital-Mullaitivu Patient Care Unit**

➤ Education:-

Two Educational Zone (Mullaitivu & Thunukkai) Student populations of 28567 attend in 126 functioning schools including 03 National School (1AB-14, 1C-15, II-36, III-61) with 1925 teachers.

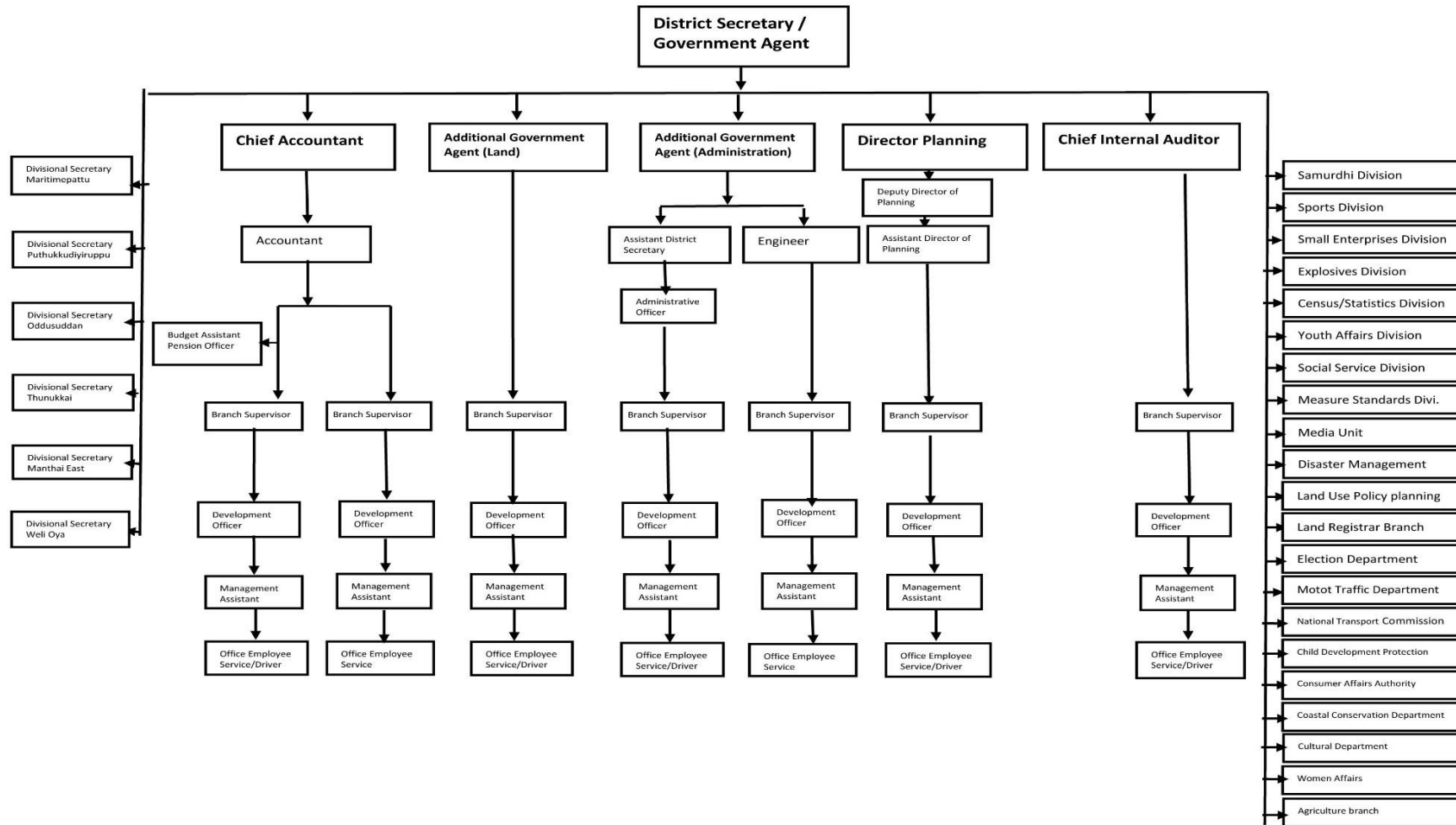


### 3.6. Basic Statistical Information of the Mullaitivu District

➤ Province	:Northern
➤ District	:Mullaitivu
➤ Electorate	:Vanni
➤ Electoral Division	:11
➤ Divisional Secretariats	:06
	➤ Maritimpattu,
	➤ Puthukudiyiruppu,
	➤ Oddusuddan,
	➤ Thunukkai,
	➤ Manthai East,
	➤ Welioya
➤ Essential Contact numbers	:021-229-0039,021-229-0045
➤ Number of GN Divisions	:136
➤ Number of Villages	:632
➤ No of Piradesiya sabhas	:04
➤ Main city	:Mullaitivu
➤ Total Land area	:2516.9 sq Km
➤ Population (2018)	:136,623
➤ Population density - per sq km	:51.78
➤ Total number of families	:44,120
➤ Number of schools	:126
➤ Average annual temperature	:23.0 C - 39.30 C
➤ Average annual rainfall	:1476 mm

## 4. Organizational Chart & Approved Cadre

### 4.1. Organizational Chart



## 4.2. Approved Cadre Details

### 4.2.1 DISTRICT SECRETARIAT, MULLAITIVU CADRE

S. No.	Designation	Service	Grade	Salary Group	Approved Cadre	Actual Cadre	Vacancies
1	Govt. Agent/ Dist. Secretary	SLAS	Special	SL 3-2016	1	1	0
2	Addl.G.A./Addl. Dist. Secretary	SLAS	I	SL 1-2016	2	1	1
3	Director Planning	SLPS	I	SL 1-2016	1	1	0
4	Chief Accountant	SLAcS	I	SL 1-2016	1	1	0
5	Chief Internal Audit	SLAcS	I	SL 1-2016	1	1	0
6	Asst.District Secretary	SLAS	III/II	SL 1-2016	1	1	0
7	Asst.Director/ Deputy Director(Planning)	SLPS	III/II	SL 1-2016	4	2	2
8	Accountant	SLAcS	III/II	SL 1-2016	1	1	0
9	Engineer	SLEngS	III/II	SL 1-2016	1	1	0
10	Administrative Officer	PMAS	Supra	MN 7-2016	1	0	1
11	Translator Sinhala - Tamil Sinhala - English	TS	II/I	MN 6-2016	2	0	2
12	Information and Communication Technology Officer	SLICTS	Class 2, Grade II/I	MN 6-2016	1	0	1
13	Development Officer	DOS	III/II/I	MN 4-2016	21	20	1
14	Technical Officer	SLTS	III/II/I	MN 3-2016	2	0	2
15	Draughtsman	SLTS	III/II/I	MN 3-2016	1	0	1
16	Public Management Assistant	PMAS	III/II/I	MN 2-2016	26	24	2
17	Information and Communication Technology Assistant	SLICTS	Class 3, Grade II/I	MT 1-2016	2	0	2
18	Technical Assistant	Departmental	III/II/I	MT 1-2016	2	2	0
19	Driver	CDS	III/II/I Special	PL 3-2016	10	5	5
20	Driver	Departmental	III/II/I Special	PL 3-2016	1	0	1
21	Electrician	Departmental	III/II/I Special	PL 2-2016	1	0	1
22	Bungalow Keeper cum cook	Departmental	III/II/I Special	PL 2-2016	1	0	1
23	KKS	OES	III/II/I Special	PL1-2016	9	7	2
24	KKS	Departmental	III/II/I Special	PL 1-2016	4	0	4
	<b>Grand Total</b>				<b>97</b>	<b>68</b>	<b>29</b>

#### 4.2.2 Divisional Secretaries Cadre

<b>Date : 31.12.2018</b>							
<b>No.</b>	<b>Designation</b>	<b>Service</b>	<b>Grade</b>	<b>Salary Group</b>	<b>Approved Cadre</b>	<b>Actual Cadre</b>	<b>Vacancy</b>
1	Divisional Secretary	SLAS	I	SL 1-2016	6	5	1
2	Asst.Divi. Secretary	SLAS	III/II	SL 1-2016	6	4	2
3	Asst.Director/Deputy Director(Planning)	SLPS	III/II	SL 1-2016	6	1	5
4	Accountant	SLAcS	III/II	SL 1-2016	6	4	2
5	Administrative Officer	PMAS	Supra	MN 7-2016	6	0	6
6	Grama Niladhari (Admin)			MN 7-2016	6	2	4
7	Translator (Sinhala - Tamil) (Tamil-English)	TS	II/I	MN 6-2016	6	0	6
8	Development Coordinator	AS	III/II/I	MN 4-2016	11	0	11
9	Development Officer	DOS	III/II/I	MN 4-2016	30	17	13
10	Development Officer(Development)	DOS	III/II/I	MN 4-2016	190	144	46
11	Technical Officer	SLTS	III/II/I	MN 3-2016	6	0	6
12	Public Management Assistant	PMAS	III/II/I	MN 2-2016	124	52	72
13	Grama Niladhari			MN 2-2016	136	78	58
14	Information and Communication Technology Assistant	SLICTS	Class 3 Grade III/II/I	MT 1-2016	6	0	6
15	Technical Assistant	Departmental	III/II/I	MT 1-2016	6	6	0
16	Driver	CDS	III/II/I Special	PL 3-2016	11	10	1
17	Driver	Departmental	III/II/I Special	PL 3-2016	1	1	0
18	K.K.S	OES	III/II/I Special	PL 1-2016	31	22	9
19	KKS	Departmental	III/II/I Special	PL 1-2016	6	0	6
<b>Grand Total</b>					<b>600</b>	<b>346</b>	<b>254</b>

## 5. Activities

### 5.1. Activities of the General Administration

#### 5.1.1. Activities of Establishment and Administration

The administration of the district includes the Divisional Secretary Divisions such as Maritim Pattu, Puthukkudiyiruppu, Oddusuddan, Thunukkai, Manthai East and Welioya. These Six Divisions are functioning as Divisional Secretariats.

The Following Activities had been performed by the Establishment branch District Secretariat in 2018.

#### A) Permanent Appointment

➤ SLAS Grade I	- 01
➤ SLAS Grade III	- 01
➤ Management Assistant Supra Grade	-00
➤ Management Assistant Grade III	- 04
➤ Grama Niladhari Grade III	-37

#### B) Training Appointment

➤ Graduate Trainees	-67
---------------------	-----

## 5.1.2 Activities of Human Resources Development and Vocational Guidance

- Allocation - 600,000.00
- Expenditure - 599,999.66

### Details of the Training Programmes which are contact by District Training Center in 2018

No	Training Programme	Days of Training	Dates of Training	Target Group	No. of Participants
1	Total Quality Management -Problem Solving Tools	02 Days	23 Feb 2018 05 March 2018	All Staff	51
2	Receptionist Training	04 Hours	09 March 2018	Development Officers Management Assistants	41
3	Office Management	02 Days	22,23 March 2018	Development Officers Management Assistants	50
4	Information Technology	04 Days	05,06,10,12 April 2018	Development Officers Management Assistants	58
5	Letter Management System and Voucher Tracking System Training Programme	01 Day	21 May 2018	All Staff	110
6	Productivity Training Programme (05 Groups)	10Days (30 Hours)	08,11,12,14,18,19,21, 26,28,29 June 2018	All Staff	140
7	Productivity Training Programme - Advance	01 Day	21 June	All Staff	36
8	Out Bound Training Programme (Adventure training)	03 Days	23,24,25 October 2018	All Staff	28

Office Management Training



Out Bound Training Programme  
(Adventure training)

### 5.1.3. Activities of Internal Audit

#### Internal Audit Activities

#### **Internal Audit Activities**

Internal Audit Section is functioning under the supervision of chief Internal Auditor based on Department of Management Audit Circular No 2009(1) and Circular Instructions.

District Secretariat, Divisional Secretariats and Mullaitivu District Secretariat under controlled all Departments Internal Audit Activities have been carrying out.

#### **Our Activities**

- Under the supervision of District Secretariat Institutes Internal Audit Activities to execute, According to Financial Regulation 133 and special attention has been taken for below services.
- To Avoid Faults and Frauds in to the Departments, Implemented Internal Audit Activities and Administration system procedures really work out to ensure.
- Utilized Accounting methods and support to prepare needed information for financial statements and check out and deter mine the realistic accounts and others repots.
- Provided responsibilities of the organization staff execute their duties implementing capacity evaluation.
- Find out Department's Assets how to protect without any distractions or ruins.
- Find out to follow Establishment codes, Financial Regulations and Public Administration related responsible ministry Publications and treasury often publishing circulars and regulations.
- Make sure to avoid Wastage purposeless activities and over expense and find out and proclaim to control to analyze.
- Examine the Department's Accounting System and ground of any Financial over Expense activities and utilize of Departments assets and properties secure and economically.
- Needed circumstance, conduct special inquiries.
- For the implementation of productivity structural analyze and activities analyze.
- Department of Management auditing publishing advises and guide lines carry out every quarter years conduct District Secretariat management audit meeting, according this meeting proposals implementations and review this is others allocated responsibilities.

**5.1.4. Activities of Department of Land Use Policy Planning**  
Allocated funds and Programme for Mullaitivu District in 2018

**1. Annual Targets for Development Activities.**

Vote No	S/N	Activity	Annual Target	Estimate for one programme(Rs.)	Allocation(Rs.)
<b>327-2-1-0-2507</b>	01	Conduct Special Study on specific land use issues in the district	01	50,000.00	50,000.00
<b>327-2-1-0-2509</b>	02	Village Level Land Use Planning for the sustainable use of land resource	06	23,000.00	138,000.00
	03	Enhance the productivity of underutilized agricultural lands by implementing soil and water conservation measures	05	87,000.00	435,000.00
	04	Conduct awareness programme	03	3,000.00	9,000.00
	05	District Land Use Planning Committees	03	2,000.00	6,000.00
	06	Divisional Land Use Planning Committees	06	2,000.00	12,000.00
		<b>Total</b>			<b>650000.00</b>

## 1. Progress of the Development Activities.

S/No.	Activities	Physical & Financial	Annual District Target	Cumulative Progress	Remarks
1.	Conduct Special Study on specific land use issues in the district	Physical	01	01	Completed
		Financial	01X50,000.00	33,079.00	
2.	Village Level Land Use Planning for the sustainable use of land resource	Physical	06	06	Completed
		Financial	06X23,000.00	132,699.00	
3.	Enhance the productivity of underutilized agricultural lands by implementing soil and water conservation measures	Physical	05	05	Completed
		Financial	05X87,000.00	434,790.00	
4.	Conduct awareness programme	Physical	03	03	Completed
		Financial	3X3,000.00	9,000.00	
5.	District Land Use Planning Committees	Physical	03	01	
		Financial	03X2,000.00	2,000.00	
6	Divisional Land Use Planning Committees	Physical	06	05	
		Financial	06X2,000.00	9,900.00	
Total			<b>650,000.00</b>	<b>621,460.00</b>	

**Head No. 327-2-1-0-2507**

S/No.	D.S. Division	G.N Division	Allocation (Rs.)	Cumulative Expenditure
<b>01</b>	Puthukkudiyiruppu	Aananthapuram	50,000.00	33,079.00
	<b>Total</b>		<b>50,000.00</b>	<b>33,079.00</b>

**CONDUCT SPECIAL STUDY ON SPECIFIC LAND USE ISSUES IN THE DISTRICT- 2018**



**Head No. 327-2-1-0-2509**

S/No.	D.S. Division	G.N Division	Allocation (Rs.)	Cumulative Expenditure (Rs.)
01	Maritimepattu	Uppumaveli	23,000.00	23,000.00
		Alampil North	23,000.00	23,000.00
02	Puthukkudiyiruppu	Theravil	23,000.00	23,000.00
		Thevipuram (B) Part	23,000.00	23,000.00
03	Manthai East	Ponnanagar	23,000.00	21,703.00
04	Oddusuddan	Puliyankulam	23,000.00	18,996.00
	<b>Total</b>		<b>138,000.00</b>	<b>132,699.00</b>

**VILLAGE LEVEL LAND USE PLANNING FOR THE SUSTAINABLE USE OF LAND RESOURCE- 2018**



Alampil North



Ponnanagar



Puliyankulam



Uppumaveli



Thevipuram



Theravil

**Head No. 327-2-1-0-2509**

S/No.	D.S. Division	G.N Division	Allocation (Rs.)	Cumulative Expenditure (Rs.)
01	Maritimepattu	Kumarapuram- Murippu	87,000.00	86,800.00
02	Puthukkudiyiruppu	Kompavil	87,000.00	87,000.00
03	Manthai East	Ampalpuram	87,000.00	87,000.00
04	Oddusuddan	Sinnachalampan	87,000.00	86,990.00
05	Thunukkai	Therankandal	87,000.00	87,000.00
	<b>Total</b>		<b>435,000.00</b>	<b>434,790.00</b>

ENHANCE THE PRODUCTIVITY OF UNDERUTILIZED AGRICULTURAL LANDS BY IMPLEMENTING SOIL & WATER CONSERVATION MEASURES- 2018

Kumarapuram- Murippu



Sinnachalampan



Kompavil



Therankandal



Ampalpuram

**PROGRESS OF CODUCT AWARENESS PROGRAMME– 2018**

**Head No. 327-2-1-0-2509**

S/No.	D.S. Division	G.N Division	Date	Allocation (Rs.)	Cumulative Expenditure (Rs.)
01	Maritimepattu	Alampil South	24.04.2018	3,000.00	3,000.00
02	Puthukkudiyiruppu	Suthanthirapuram	11.05.2018	3,000.00	3,000.00
03	Thunukkai	Yokapuram	10.05.2018	3,000.00	3,000.00
	<b>Total</b>			<b>9,000.00</b>	<b>9,000.00</b>

**CODUCT AWARENESS PROGRAMME– 2018**



Alampil South



Suthanthirapuram



Yokapuram

## **PROGRESS OF DIVISIONAL LAND USE PLANNING COMMITTEES – 2018**

### **Head No. 327-2-1-0-2509**

S/No.	D.S. Division	Date	Allocation (Rs.)	Cumulative Expenditure (Rs.)
01	Maritimepattu	18.04.2018	2000.00	2000.00
02	Puthukkudiyiruppu	05.04.2018	2000.00	2000.00
03	Manthai East	30.07.2018	2000.00	2000.00
04	Oddusuddan	13.07.2018	2000.00	2000.00
05	Thunukkai	01.06.2018	2000.00	1900.00
06	Maritimepattu	-	2000.00	-
	<b>Total</b>		<b>12,000.00</b>	<b>9,900.00</b>

### **DIVISIONAL LAND USE PLANNING COMMITTEES – 2018**

Puthukkudiyiruppu



Oddusuddan

## **PROGRESS OF DISTRICT LAND USE PLANNING COMMITTEES– 2018**

**Head No. 327-2-1-0-2509**


S/No.	Date	Allocation (Rs.)	Cumulative Expenditure
<b>01</b>	31.07.2018	2,000.00	2,000.00
	<b>Total</b>	<b>2,000.00</b>	<b>2,000.00</b>

### **DISTRICT LAND USE PLANNING COMMITTEES– 2018**



**31.07.2018**

**District Secretariat Mullaitivu**



## 5.1.5. Activities of Election Department

Annual Performance Report - 2018

Mullaitivu District Elections office

Number of voters 2018

Vanni electoral district 11 of the 'C' Mullaitivu, the number of registered voters in the referendum Mullaitivu 75381

Piradeshiya sabah 04

1. Manthai east pradeshiya sabha
2. Thunukkai pradeshiya sabha
3. Puthukkudiyiruppu pradeshiya sabha
4. Maritimepattu pradeshiya sabha

The number of member of the provincial council

Jaffna	- 16
Kilinochchi	- 04
Mannar	- 05
Vavunia	- 06
Mullaitivu	- 05
Total	- 36

Activities of the Election Department for the Year of 2018

### **Local Government Election -2018**

The election for the 04 Local Authorities of Mullaitivu District on 2108 -02- 10. The Nomination for this elections was held On 2017-12-04 and the nominations were handed over from 2017 -12-18 to 2017-12-21. There were 170 Complaints were entered but no any Seven Complaint were not entered The Voting was held in 134 polling Stations and the counting was held in 70 places. The result of the Manthai East Piradeshiya sabha was announced just in Sri Lanka.

### **Voter's day - 2018**

Every year the vote's day is celebrated in 1<sup>st</sup> of June. The Votes day of the Northern Province was held on 20<sup>th</sup> June in Mullaitivu District by the elections Department. It was celebrated in the Puthukkudiyiruppu Divisional Secretary Division with the Contribution of the district secretary, the office of District Secretariat and the staff of the Divisional Secretariat, Puthukkudiyiruppu. In this Celebration, there was an awareness processions on the importance of the Voting and the programmes, Essay, Speech were conducted and Prizes were issued awarded.



Voter's day – 2018- Puthukkudiyiruppu



### Voters register review

voters register scrutiny of electoral activities for the year 2018, launched in 2018, which started on June 1<sup>st</sup> Divisional secretariats in all forms including BC giving every house was bought by Grama Niladari All of the 2018 annual review of the activities completed in 25<sup>th</sup> of October. Mr.K.Kantheepan (Assistant commissioner of Elections) certified by electoral register.

### Extract

For the different needs of the general public are provided extracts. University, college of education for permission obtaining compensation, allocation of land for various purposes such as confirmation residents launched in 2018 by the office of the election 256 extracts.

### 5.1.6. Activities of Assistant Registrar Office

#### NUMBER OF DEATH, BIRTH & MARRIAGE BY DS DIVISION IN MULLAITIVU DISTRICT AS AT 31.12.2018

No	DS Division	2018								
		Birth			Death			Marriage		
		Male	Fem.	Total	Male	Fem.	Total	General	Muslim	Total
1	Maritimepattu	417	410	827	185	107	292	291	32	323
2	Puthukkudiyiruppu	41	34	75	77	46	123	276	-	276
3	Oddusudan	8	4	12	32	19	51	136	-	136
4	Thunukkai	17	5	22	26	9	35	96	-	96
5	Manthai East	2	1	3	5	7	12	54	-	54
6	Welioja	5	3	8	12	4	16	61	-	61
7	Mullaitivu District	-	-	-	-	-	-	-	-	-
	<b>Total</b>	<b>490</b>	<b>457</b>	<b>947</b>	<b>337</b>	<b>192</b>	<b>529</b>	<b>914</b>	<b>32</b>	<b>946</b>

Division	Releas Amount			2017 Dec	Jan	Feb	Mar	April	May	June	July	Aug	Sep	Oct	Nov	Dec	Expen. Total	Excess Amount
	1st Half Year	2nd Half Year	Total															
Maritimepattu	110,000	58,750	168,750		13,725	13,050	13,575	13,200	12,375	12,825	14,025	14,475	15,825	15,600	12,825	15,750	167,250	1,500
Puthukkudiyiruppu	20,000	7,200	27,200		2,300	2,750	1,850	3,950	2,375	1,850	2,900	2,750	1,775	2,450	2,225	0	27,175	25
Oddusuddan	20,000	25,525	45,525		3,900	3,825	4,425	3,975	4,050	4,200	4,425	4,275	4,125	4,200	4,125	0	45,525	0
Thunukkai	20,000	3,550	23,550		1,475	1,550	1,475	1,850	1,475	1,625	1,550	1,625	1,775	1,700	1,850	1,325	19,275	4,275
Manthai East	15,000	2,975	17,975	1,325	1,325	1,400	1,475	1,250	1,475	1,325	1,325	1,250	1,325	1,325	1,400	1,250	17,450	525
Welioya	15,000	2,000	17,000		1,775	1,250	1,475	1,250	1,400	1,325	1,400	1,325	1,325	1,625	1,250	1,400	16,800	200

### 5.1.7. Activities of Engineering Unit

#### Progress Report of the Construction Projects in the Mullaitivu District - 31.12.2018

Name of Project	Contractor	Date of Commencement	Date of Completion	Estimated Amount with VAT (MN)	Awarded Amount Without VAT	Total payment (With VAT)
Construction of Cycle park and Security Hut at Divisional Secretariat, Oddusuddan	Thushanth Builders	25.06.2018	08.10.2018	2.50	1,890,120.00	1,889,815.00
Construction of Divisional Secretariat Quarters, Manthai East	H.M. Construction	25.06.2018	21.12.2018	14.00	10,749,750.00	12,402,347.47
Construction of Vehicle Park at Divisional Secretariat, Maritimpeattu	S.P.S. Building Construction	25.06.2018	22.11.2018	4.00	3,065,704.76	3,215,390.25
Construction of Vehicle Park at Divisional Secretariat, Thunukkai	Sivalingam Building Construction	25.06.2018	22.11.2018	4.00	3,101,101.00	3,252,500.47
Construction of Vehicle Park at District Secretariat, Mullaitivu	Buildway Engineering	18.07.2018	14.10.2018	5.50	3,588,813.02	3,647,324.78
Construction of Summary Quarters (10 Rooms) at Divisional Secretariat, Maritimpeattu	Abie Construction	18.07.2018	14.12.2018	17.00	13,324,000.00	15,321,944.13
Construction of Vehicle Park at Divisional Secretariat Puthukkudiyiruppu	Vaani Builders	18.07.2018	14.10.2018	3.00	2,099,999.00	1,786,781.35



Construction of Vehicle Park at  
Divisional Secretariat Maritimé pattu



Construction of Cycle Park at  
Divisional , Secretariat, Oddusuddan



Construction of Vehicle Park at  
Divisional Secretariat Thunukkai



Security Hut at Divisional ,  
Secretariat, Oddusudd i

### 5.1.8. Activities of Motor Traffic Department

Following services are provided to public by motor traffic in year of 2018.

#### Conducted written exam

Received application	Pass	Fail
4722	2902	1348

#### Conducted trail Exam

Received application	Pass	Fail
3934	3069	725

#### Other Services

No	Details	Amount
1	Renewal of driving license	633
2	Issued number plates	207
3	Issued Weight certificates	55
4	Issued vehicle inspection reports	71



Driving license Exam

### 5.1.9. Activities of Pension Department

No	DS Divisions	Civil Pension		WOP		Total	
		No	Amount(Rs)	No	Amount(Rs)	No	Amount(Rs)
1	Maritimepattu	241	69483966.29	110	26340105.48	351	95824071.77
2	Puthukkudiyiruppu	158	46258956.55	88	23314651.91	246	69573608.46
3	Oddusuddan	61	16490239.29	40	8859348.20	101	25349587.49
4	Thunukkai	51	13134828.15	19	4573231.08	70	17708059.23
5	Manthai East	47	11750192.45	13	2948632.44	60	14698824.89
6	Welioya	24	442,243.02	60	948,850.54	84	1391093.56
<b>Total</b>		<b>582</b>	<b>157560425.75</b>	<b>330</b>	<b>66984819.65</b>	<b>912</b>	<b>224545245.40</b>

**5.1.10. Ministry of National Integration, Official Languages, Social Progress and Hindu Religious Affairs  
Progress report – 2018**

No	Programme Details	Place	Benefited Participants	Time	Expenditure amount
01	Mobile Service – Free issuing Legal Documents	Vallipunam Maha Vidyalaya Puthukudiyiruppu	690 Public	26.08.2018	622,000.00
02	Issuing School Stationaries and Uniform	Vallipunam Maha Vidyalaya Puthukudiyiruppu	300 Students	26.08.2018	65300.00
03	Subarathy Radio Programme	District Secreteriat, Mullaitivu		27.08.2018	9665.00
04	2 Days Second Language training Programme	Puthukudiyiruppu Divisional Secretariat	43 Officers	10.09.2018 – 11.09.2018	78215.00
		Manthi East Divisional Secretariat	65 Officers	13.09.2018 – 14.06.2018	55380.00
		Thunukkay Divisional Secretariat	88 Officers	17.09.2018 – 18.09.2018	137210.00
		Welioy Divisional Secretariat	62 Officers	01.10.2018 – 02.10.2018	87693.00
		District Secretariat, Mullaitivu	82 Officers	08.11.2018 – 09.11.2018	116600.00
05	Registered Co Existence Society	Mullaitivu District	130 society	2017 -2018	



Mobile Service – Free issuing Legal Documents

**Activities of Disaster Management**  
**5.1.11. National Disaster Relief Service Center**

**Allocation Provided through Ministry of Disaster Management**

<b>EXPENDITURE DETAILS OF 106-02-04-01-1501</b>				
<b>SNO</b>	<b>Details</b>	<b>RECEIVED Allocation (RS)</b>	<b>Total Expenditure</b>	<b>Balance Allocation(Rs)</b>
1	Drinking Water	5,819,669.36	4,779,997.47	1,039,671.89
2	Drought Dry Ration	63,656,093.00	61961322.73	1,694,770.27
3	Emergency Fund Work	2,000,000.00	1975957.77	24,042.23
4	Dry Ration Distribution Handing Charges	696700	696700	-
<b>Total</b>		<b>72,172,462.36</b>	<b>69,413,977.97</b>	<b>2,758,484.39</b>



**Emergency Fund Work Nithakai kulam Bund, Maritimpattu Division**



**High Wind Affect Mankulam, Oddusuddan Division**



## National Disaster Relief Service Centre

### Progress Report of Advance Payment for house Damaged Relief Assistance as at 31.12.2018

District:- Mullaitivu  
Total No of affected  
House :- 2595

Date Of Disaster:-15.05.2018,20.10.2018 & 22.12.2018  
Received Allocation:-25,950,000.00

SNO	Name Of Ds Division	No of House Damaged (fully & partly)	Released Advance Amount (Rs)	Total Expenditure
1	Puthukudiyiruppu	1783	17,830,000.00	17,830,000.00
2	Oddusuddan	547	5,470,000.00	5,470,000.00
3	Matirimepattu	81	810,000.00	810,000.00
4	Thunukai	182	1,820,000.00	1,820,000.00
5	Welioya	2	20,000.00	20,000.00
<b>Total</b>		<b>2595</b>	<b>25,950,000.00</b>	<b>25,950,000.00</b>

#### 5.1.12. District Disaster Management Coordinating Unit, Mitigation Projects

SN	Activity/project	Amount Rs.	Physical progress	Financial progress	Remarks
Treasury fund					
1	Renovation of Kilavankulam at Panikkankulam	2,073,352.00	100%	15%	Liabilities Rs.1,749,262.00
2	Renovation Mathavuvaithakulam channel	2,235,534.25	100%	44.50%	Liabilities Rs.1,238,592.50
3	Response emergency flood	1,500,000.00	100%	0	Liabilities Rs.1,500,000.00
<b>Total</b>		<b>5,808,886.25</b>	<b>100%</b>		

## Renovation of Mathavuwaiththakulam-Sluice work



nd

## Mathavuwaiththakulam 2 step-Water Controller for water supply time



# Renovation of Kilavamkulam

## Kilavamkulam 1<sup>st</sup> step Work-Jungle clearing & Gravel clearing



## Kilavankulam 2<sup>nd</sup> step work Kalingu Work



## Preparedness & Planning

SN	Activity/project	No of planned activities	No of activities completed	No balance of activities	Expenditure
<b>Treasury fund</b>					
1	National Tsunami Drill	1	1	-	448,400.00
2	School Programme	3	3	-	43,030.00
3	Hospital Safety Prog.	1	1	-	39,000.00
4	Monsoon Preparedness	4	4	-	40,135.00
5	Conduct CBDRR	7	7	-	228,575.00
	<b>Total</b>	<b>16</b>	<b>16</b>	<b>0</b>	<b>756,110.00</b>
<b>Other source of fund</b>					
6	GN Committee Formation – World Vision	3	3	-	-
7	Emergency exit boards & Assembly point in Kachcheri – World Vision	1	1	-	-
	<b>Sub Total</b>	<b>4</b>	<b>4</b>	<b>-</b>	
	<b>Total</b>	<b>20</b>	<b>20</b>	<b>0</b>	

## Training & Awareness

S N	Activity/project	No of planned activities	No of activities completed	Allocation
1	Government Officers Pro.	1	1	25,000.00
2	Army/Police/Navy Pro	3	3	65,000.00
3	First aid & Camp management	2	2	50,000.00
4	District DM Committee Meeting	1	1	25,000.00
5	Fisheries Community Awareness	2	2	20,110.00
6	Air Force programme	2	2	20,000.00
7	TOT for Samurdhi officers	1	1	106,000.00
	<b>Sub Total</b>	<b>12</b>	<b>12</b>	<b>286,110.00</b>
8	Awareness for Youth Corps	1	1	-
9	School Children Awareness	1	1	-
10	Air Force Programme	2	2	-
11	Reconciliation Meeting	1	1	-
11	Army Programme	7	7	-
	<b>Sub Total</b>	<b>12</b>	<b>12</b>	<b>-</b>
	<b>Total</b>	<b>24</b>	<b>24</b>	



CDBRR Pro.



Fisheries Awareness



Kilvankulam



School Teachers Pro.



Police Awareness



Army Awareness



Mathavuvaithakulam



School Safety Pro.

## National Tsunami Drill & Table Top Exercise



## Special Events-Tree Planting,Coastal Clean-up



## Monsoon Preparedness Meeting



## NE Monsoon Preparedness Meeting



## Flood Rescue Operation By SL Air Force



### 5.1.13 Small Enterprises Development Division (SEDD)

#### Financial Progress – 2018 of Small Enterprises Development Division (SEDD)

NO	Program	Number of program	Allocation (RS)	Expenditure (RS)
01	General Awareness Program	04	366,250.00	0.00
	Awareness Program for salon Academy	04		0.00
03	“Thurunu Diriya” Loan scheme officer Awareness Program	18		93,430.00
04	Special Awareness Program	06		18,445.00
05	EDP Selection	01		5,087.00
06	Way to Business Program	03		70,976.00
07	Individual Technology	12		10,600.00
08	NVQ Program	02		0.00
09	Business Plan preparation	10		100,992.00
10	Business Registration Awareness	02		7,140.00
11	Banking Service for SME	06		52,080.00
12	SED Salon Society development	01		5,450.00
13	Follow up Meting	02		0.00
14	Project Visit (Thurunu Diriya)	01		2,050.00
	<b>Total</b>	<b>72</b>	<b>366,250.00</b>	<b>366,250.00</b>

#### Special Awareness Program



## **Thurunu Diriya” Loan scheme officer Awareness Program**



## **Business Plan preparation**



## **Way to Business Program**



# **Social Service and Cultural**

## 5.2. Social Service and Cultural

### 5.2.1 Activities of Cultural and Religious

#### Ministiy Hindu Culture Affairs – 2018

##### Divisional Secretariat Maritimpeattu The Funded allocated temples in 2018

Sri Meenachiamman Kovil , chemmalai	<b>100,000.00</b>
Sri Kumaranapathy Kovil , Mulliwaikkal west	300,000.00
Sri Sithi Vinayakar Kovil, Teerththakkarai, kallappadu	100,000.00
thanthonri Sivalinga Muruganthady Vinayagar Kovil, Mulliwaikkal	200,000.00
Sri katpaka Vinayagar Kovil, Kumulamunai, Mulliyawalai	100,000.00
Kannakiamman Kovil , Kokkulai	200,000.00
Vattappalai Kannakiamman Kovil ,Vattappalai	1,000,000.00 (10 lacks)

##### Funded Hindu Children Homes

Pari Women Home, Mulliyawalai	62,500.00
parathi Children home, Putharikuda , Mulliyawalai	175,000.00

##### Fund for Sivarayhri

Sapthakannimar Kovil , Vadduvakal	5,000.00
-----------------------------------	----------

##### Divisional Secretariat Thunukkai Funded temples

Sri Vayalur Vinayagar Kovil Barathinafar, Yogapuram	100,000.00
Kalvilan Sithivinayagr Kovil , kalvilan	100,000.00
Aiyankan Pillayar Kovil, Puthuvadduvan	100,000.00
Aladipillayar Kovil Yogapura Center , Yogapuram	100,000.00
Sri Athisaya Murugan Kovil , Therankandal	100,000.00
pillayar Kovil , Ujilankulam	100,000.00

**Allocation for Araneri School**

Yogambikai Sametha Yogapuranatha Araneri School	200,000.00
---	------------

**Fund for Sivarayhri**

Yogambikai Sametha Yogapuranatha Kovil	5,000.00
--	----------

**Divisional Secretariat Oddusuddan****Funded temples**

Sri thurkkadevi Kovil ,17 <sup>th</sup> post , palampasi	100,000.00
Sri Murugan Kovil , Karipattamurippu,Mankulam	100,000.00
Nagathampiran Kovil, Periyaithimadu, Oddusuddan	100,000.00
Kuththady Vinayagar Kovil , Sivanagar, Oddusuddan	100,000.00
Vellai pillayar Kovil , Mamadu junction , Nidunkerney	100,000.00
Thanthonri Eeswarar Kovil, Oddusuddan	1, 000, 000. 00

**Funded Hindu Children Homes**

Punithaboomi Childen home , Muthaiyankaddu	55,000.00
--	-----------

**Funded to Sivarathri**

Thanthonri Eeswarar Kovil, Oddusuddan	5,000.00
---------------------------------------	----------

**Divisional Secretariat PuthuKKudiyiruppu****Funded temples**

Ramar Kovil, Suthnthirapuram Centr, Udaiyarkaddu	200,000.00
Arulmihu Puthumai Vinayagar Kovil , Puththdy, Visvamadu East	100,000.00
Sri ManickapillaiyarKovil , 12 <sup>th</sup> post, Visvamadu East	100,000.00
Aladi Athisaya Vinayagar Kovil , No-1, Keveli,puthukkudiyiruppu	100,000.00
Murikandi Pillaiyar Kovil , Mullai paranthan Road, Kombavil	100,000.00
Muththumari Amman Kovil , Iruddu Madu, Suthanthirapuram, Udaiyarkaddu	100,000.00

**Divisional Secretariat Manthai East**  
**Funded temples**

Balaththu Selva Vinayagar Kovil , Selvapuram, Vavunikkulam	100,000.00
Sri Gowri Ambal Sametha Sri Gethara Lingaswarar Kovil , Pandiyankulam	100,000.00
Sri Muththumari Aman Kovil, Nandangandal west, Nandangandal	100,000.00
Munneswarar Kovil, Iththiyady, Selvapuram, Vavunikulam	100,000.00
Sri Sithi Vinayagar Kovil, Pandiyankulam, Nandankandal	100,000.00

1. In the meeting held on 14.06.2018 at Zonal Education office, Mullativu, Hindu Religious Aranery flag week was conducted and the till was issued after the Aranery awareness.

2. The pongal Vizha was held in District Secretariat, Mullaitivu and the front of our Secretariat and our District Secretary preside this ceremony and the all staff participated in this.

3. The Religious rights were held in District Secretariat and Divisional Secretariat for the peace to the Country and the people of the Country.

4. On 07.04.2018 the prize giving for the creativity Conference hall, District Secretariat, Mullaitivu.



Aranery awareness Programme





**Creativity competitions between Government Officers and Art Clubs.**

The creativity competitions in Poem, Short stories and drawing (Art) were conducted in Conference hall at District Secretariat Mullaitivu on 02.06.2018.



The competitions in single action, Group dance, and single dance were conducted on 07.06.2018 and 08.06.2018.



**Cultural Events Conducted by District Secretariat in 2018.  
January to December**

S/No	Votes No	Details	Period	Allocation (Rs.)	Expenditure (Rs.)	Balance
01	206-02-02-02-1508	National Literary Festival	January - December	75000.00	75000.00	-
02	206-02-03-09-1508	12 months Vilakku	January - December	20000.00	20000.00	-

**District Literary Competition.**

Date: 11.09.2018



Suthanthira Vanam. (Event of flying Kite)

Place - Mullaitivu Beach

Time - 3.00 pm

Participants: Students and Parents



**Puthiya Malai Book Fair.**  
Place- Auditorium  
Puthukudiyiruppu Central College.  
Date- 09/11/2018



**District Literary Festival.**  
Place - Mallavi Central College.  
Date - 20/12/2018





## Department of Christian Affairs;

Religions programmers were sponsored by affairs Department in Mullaitivu at Iranaipalai, mallavi and Family wellness Programmes and Youth Programme were conducted in Puthukkudiyiruppu.

No	Place	Programme	Allocation
01	St.Fatima Chruch, Iranaipalai	Religious Education Programmè	10,000.00
02	St.Sebastian Chruch,Mallavi	Religious Education Programme	10,000.00
03	St.Josab, ChruchPuthukkudiyiruppu.	Youth Programme	10,000.00
04	InfantJesus,Puthukkudiyiruppu.	wellness Programmes	10,000.00

மறைக்கல்வி நிகழ்ச்சித்திட்டம்



## Youth Programme



The chistmas oli vizha was held in Mullaitivu District secretariat Sponcerd by Mullaitvu welfare society



## 5.2.2. Activities of Sri Lanka Social Security Board Pension Scheme

### Sri Lanka Social Security Board Pension Scheme

Ministry of Primary Industries and Social Empowerment

Beneficiary Numbers of Social security pension scheme in 2018 by divisional secretary

Divisional Secretariat	Number of Beneficiary
Puthukkudiyiruppu	1728
Maritimepattu	100
Manthai East	19
Thunukkai	202
Oddusuddan	372
Welioya	582
<b>Total</b>	<b>3003</b>

### Village Awareness programme Social security Pension scheme 2018

Date	Divisional Secretariat	Village	Participant
20.02.2018	Puthukkudiyiruppu	Visuvamadu East	58
15.03.2018	Thunukkai	Mallavi	49
26.04.2008	Maritimepattu	Mulliyawalai	63
14.05.2018	Thunukkai	Yokapuram	54
09.06.2018	Manthai East	Vavunikkulam	39
13.07.2018	Puthukkudiyiruppu	Manthuvil	45
14.08.2018	Oddusuddan	AmpaGamam	30
19.09.2018	Oddusuddan	Palampasi	39
15.10.2018	Maritimepattu	Semmalai	38
07.11.2018	Oddusuddan	Thachchadampam	56

### Commendation awarding ceremony Puthukkudiyiruppu Division - 2018





### Monthly Performance Report – 2018

Activity		Jan	Feb	Mar	Apr	May	Jun	Jul	Aug	Sep	Oct	Nov	Dec	Total
New Enrollment	Target	136	136	136	136	136	136	136	136	136	136	136	136	1632
	Achieve	1043	43	25	65	38	25	39	25	31	589	290	1823	3003
Awareness post masters	Target	-	-	-	-	-	-	-	-	-	-	-	01	01
	Achieve	-	-	-	-	-	-	-	-	-	-	-	01	01
Preschool Awareness	Target	02	02	02	02	02	02	-	-	-	-	-	-	12
	Achieve	03	03	04	03	02	02	-	-	-	-	-	-	17
Divisional day - Awareness	Target	06	06	06	06	06	06	06	06	06	06	06	06	72
	Achieve	07	07	07	07	07	08	06	06	06	06	06	06	79
Reactivation-Surakkuma Scheme	Target	01	01	01	01	01	01	01	01	01	01	01	01	12
	Achieve	-	-	-	-	-	-	-	-	-	-	-	-	-
Inactivation activities	Target	05	03	06	09	07	06	03	04	08	10	04	07	72
	Achieve	-	-	-	-	-	-	-	-	-	-	-	-	-
Issuance pension works	Target	01	01	01	01	01	01	01	01	01	01	01	01	12
	Achieve	-	-	-	-	-	-	-	-	-	-	-	-	-

### 5.2.3 Activities of Children and Women Affairs

#### **CHILD SECRETARY PROGRESS – 2018**

No	Programme	Date	Place
01	Awareness programme	10.09.2018	Kallappadu G.T.M School
02	Children Day Programme	11.10.2018	Silavththai R.C.G school
03	Monthly progress meeting	29.10.2018	District secretariat
04	District Child Development Committee meeting	27.11.2018	District secretariat
05	Awareness programme	19.11.2018	Semmalai m.v
06	Awareness programme	12.11.2018	Vannivilankulam m.v

#### **District Child Development Committee Meeting - 27.11.2018**



#### **Children Day Programme at Silavaththai RCG School – 11.10.2018**



## National Child Protection Authority – 2018

No	Programmes	Deposit Amount	Program me Date and Place	Number Of Participants	The Amount Spent
01	Progress Review Meeting 1 <sup>st</sup> quarter 2 <sup>nd</sup> quarter	5400.00	26.4.2018 23.5.2018 30.6.2018	07 07 07	5400.00
02	Awareness programme for PHI,PHM	18400.00	29.10.2018	40	18400.00
03	Awareness programme for police officer about Child Labour	50000.00	18.09.2018	88	50000.00
04	Awareness Programme for SCPC	18000.00	16.11.2018 19.11.2018 27.11.2018 (2) 28.11.2018	180	18000.00
06	Prevention of Early Marriage	50000.00	26.11.2018 29.11.2018	160	18000.00
07	Children Home Monitoring	45000.00	26.12.2018	22	45000.00

No	Monthly Activities	Thunukkai	Oddusuddan	Puthukudijiru ppu	maritimepattu	Kachcheri - Division	Kachcheri - District	Total
<b>01</b>	<b>Complain</b>	<b>04</b>	<b>05</b>	<b>21</b>	<b>0</b>	<b>06</b>	<b>04</b>	<b>40</b>
	1.School dropout	03	04	13		03		23
	2.Abuse						04	04
	<b>1929 Complain</b>							
	2.1.Sexual							
	2.2.Physical			8		03		11
	2.3.Mental	01	01					02

No	Monthly Activities		Thunukkai	Oddusudda	Puthukudiji	maritimepat	Kachcheri -	Division	Kachcheri -	Total
				n	ruppu	tu	Division	District		
	<b>Complain</b>		39	50	77	31	26	21		244
	<b>Other Complain</b>	1.School dropout	21	21	51	15	13	11		132
		2.Abuse	09	19	8			10		46
		2.1.Sexual	01	03				0		04
		2.2.Physical	03	07	8	05	09	0		32
		2.3.Mental	04		10	11	04	0		29
		2.4. Child Labour	01					0		01
<b>02</b>	<b>Awareness Programme</b>		Thunukkai	Oddusudda	Puthukudiji	maritimpatt	Kachcheri -	Division	Kachcheri -	Total
	01.School Child Protection Committee		16	26	17	07	19	26		111
	02. School Teachers		16	26	17	07	19	26		111
	03. Preschool Teachers		03	21			01	01		26
	04.Village level Committee ( Angel Network		17	14	09	5	39	31		115
	05. Pregnant Mothers		02	05		01	02	05		15
	06.Police Officers		01	01				01		03
	07.Health Officers						01	01		02
<b>03</b>	<b>Visit</b>		Thunukkai	Oddusuddan	Puthukudijir	maritimepatt	Kachcheri -	Division	Kachcheri -	Total
	1.Children Home Visit			03			04	04		11
	2.MOH Visit		2	7	2	2	4	6		23
	3.School Visit		42	64	82	41	53	51		333
	4. Preschool Visit		8	21	16	3	12	9		69
	5. Daycare Center Visit				13	2	7	7		29
	06.Police station visit		03	03						06
<b>04</b>	<b>District and Divisional Child Development Committee Meeting</b>		03	03	03	03		03		15

**Awareness programme for Students about Child Protection and Child abuse in Mullaitivu - 16.04.2018**



**District Child Development Committee Meeting - 03.05.2018**



**Awareness programme for Public about Child Protection and Child abuse Chemmalai 26.03.2018**



**Awareness programme for Students and Teachers about Child Protection and Child abuse at Silavaththai Tamil Viththijalajam 09.07.2018**



**Awareness programme for police officer about Child Labour - 18.09.2018**



## Women Development Activities

No	District/ Division	Programmes	Deposit Amount	Programme Date &Place	Number of Participan ts	The Amount Spent	Balance
01	Mullaitivu	Maintaining& Activation Safe Home	2,634,191.15	Selvapuram	15	2,622,585.15	11,606.00
02	Mullaitivu	Domestic violence Initiate WHO Seek Refuge in Shelter	201,500.00	Selvapuram	10	178,550.97	22,949.03
03	Mullaitivu	Experience Exchange Programme for Elderly Women	5,000.00	District Secretariat	30	5,000.00	-
04	Mullaitivu	Progress Review Meeting 1 <sup>st</sup> quarter 2 <sup>nd</sup> quarter 3 <sup>ed</sup> quarter	875.00 875.00 875.0	District Secretariat	07 06 06	2,625.00	-
04	Puthukkudiyiruppu	self-Employment Opportunities for women Headed households	265,000.00	Puthukkudiyiruppu	05	265,000.00	-
05	Puthukkudiyiruppu	Diriya Mampetha	208,000.00	Valluvarpuram	09	208,000.00	-
		Diriya Mampetha	130,000.00	Thevipuram	06	130,000.00	-
		Diriya Mampetha	165,000.00	Puthukkudiyirupp west	10	165,000.00	
06	Puthukkudiyiruppu	Sadaniya Mithuru Gamak Friently Village Programme	40,000.00	Thimpily,Kompavil, DS Office, Visuvamadu, Barathi MV, PtkCentelColige	460	40,000.00	-
<i>Annual Performance Report and Accounts -2018 Mullaitivu District</i>							

07	Manthai East	self-Employment Opportunities for women Headed house holds	265,000.00	Pandiyankulam	05	263,355.00	1645.00
08	Manthai East	Diriya Mampetha	305,000.00	Pandiyankulam	18	302,960.00	2040.00
09	Manthai East	self-Employment Opportunities for women Headed house holds	415,750.00	Pandiyankulam	55	335,950.00	79,800.00
10	Thunukkai	self-Employment Opportunities for women Headed house holds	265,000.00	Thunukkai	05	258,970.00	6,030.00
11	Thunukkai	Diriya Mampetha	286,055.00	Thunukkai	08	286,055.00	-
12	Thunukkai	Sadaniya Mithuru Gamak Friendly Village Programme	40,000.00	Amaithipuram, Therankandal, PuththuvedduvanT henniyankulam,Aiy ankankulam	462	36880.00	3,120.00
13	Thunukkai	Training & Awareness programme	20,000.00	Therankandal	102	19560.00	440.00
14	Thunukkai	Experience Exchange Programme	117,500.00	Batticaloa Visit	28	87,975.00	29,525.00
15	Thunukkai	self-Employment Opportunities for women Headed house holds	104,400.00	Thunukkai	05	104,400.00	-
	<b>Total</b>		<b>5,467,396.15</b>			<b>5,310,241.15</b>	<b>157,155.03</b>



Puthukkudiyiruppu






## Manthai East





Thunukkai



## 5.2.4. Activities of Social Service Unit

### Progress Report - 2018

Date	Heading	Place	No of Participants	Received Amount	Expenditure	Balance
21.12.2018	International Day for Disabilities	District Secretariat	167	175,000.00	175,458.00	-
13.11.2018	District Level Social Level Rehabilitation	District Secretariat	08	25,000.00	5,400.00	19,600.00
05.10.2018	Society Level Rehabilitation programme meeting	District Secretariat	30	25,000.00	4630.00	14,970.00
124-02-03-01-1501	Allocation for Disabilities	06 Divisional Secretariat		32100,000.00	28,495,000.00	3,605,000.00
124-02-03-19-1501	Allocation for Kidney Patients	06 Divisional Secretariat		34,200,000.00	33,810,000.00	390,000.00

International Day for Disabilities was held on 2018.12.21 at 10am on the chairman of District Secretary more than 150 persons were participants on this occasion. On that occasion or student form each selected accordingly who passed on Grade 5 Scholarship, G.C.E. o/l and G.C.E. A/L examinations cash rewarded for those 3 students each Rs.25000.00 also gifts presented for 100 disabilities and more over Disabilities cultural events also conducted then the programs were ended on 1.30pm





## **5.2.5 Activities of National Elders Secretariat**

### **PROGRESS FOR MONTH OF JAN – DEC IN 2018 OF MULLAITHIVU DISTRICT**

#### **PROGRESS FOR MONTH OF JAN – DEC IN 2018**

1. Issuing EMA For Over 70 Years
2. Issuing Elders I.C For over 60 Years
3. Issuing 25,000.00 Rupees and 2000.00 Gift voucher for over 100 years
4. Ready For Relaxation programme for government Officers
5. Select For Best Division Elders Society in mullaithivu division
6. International Elders day held in Ampara
7. Tour For Elders
8. Competition For Best Art Of Elders
9. Respect For Best Artist in Elders
10. Identify For Person Of Elders For Society

Awareness Programmee For School Children “World Of Elders”



Identify For Person of Elders for Society





Elder's sports meet



International Elders day, oddusuddan





Elders Tour



International Elders day,  
Puthukkudiyiruppu



**5.2.6. Activities of Ministry of Telecommunication Foreign Employment  
Ministry of Telecommunication, Foreign Employment and Sports Progress –  
2018**

No	Programme	Date	Place
01	Awareness programme on Safety migration	08.09.2018	Ijankulam village
02	Monthly progress meeting	29.10.2018	District secretariat
03	Awareness programme on Safety migration	19.11.2018	Selvapuram village
04	Awareness programme on Safety migration	12.11.2018	Vannivilankulam village
05	Awareness programme on Safety migration	10.02.2018	Ampalpuram village

The awareness programme on safe migration was held in Ampalpuram



**Successful Families**



# Development Activities

### 5.3. Activities of Planning

#### Decentralized Capital Budget Programme-2018

#### Ministry of National Policies , Economic Affairs , Resettlement and Rehabilitation, Northern Province Development, Vocational Training & Skills Development and Youth Affairs

S.No	DS Division	No of the Project	Financial		Physical Progress			Financial Progress (Rs)		
			Approved Amount (Rs Mn)	Received Allocation (Rs Mn)	Not started	Started but not Completed	Completed	Actual Expenditure (Rs)	Bills in Hand (Rs)	Fund Needed in 2019 to Complete the Committed works (Rs)
1	Maritimepattu	61	10.215	10.215			61	5,936,267.42	4,219,643.07	58,000.00
2	Puthukkudiyiruppu	44	6.085	6.085	1		43	3,966,780.00	1,918,220.00	200,000.00
3	Oddusuddan	39	4.855	4.855			39	4,852,590.30		
4	Thunukkai	23	2.88	2.88		1	22	2,671,314.90		190,177.90
5	Manthai East	18	2.25	2.25		1	17	1,938,792.00		300,000.00
6	Welioya	8	0.43	0.43			8	429,050.00		
<b>Total</b>		<b>193</b>	<b>26.715</b>	<b>26.715</b>	<b>1</b>	<b>2</b>	<b>190</b>	<b>19,794,794.62</b>	<b>6,137,863.07</b>	<b>748,177.90</b>

**Decentralized Capital Budget Programme-2018  
Mullaitivu District.**

S.No	Hon.MPP Name	No.of.Projects	Allocation Rs.Mn
<b>Vanni District MPP(Resettlement Ministry)</b>			
1	Hon.Rishad Bathiudeen	35	3.25
2	Hon.K.Kader Masthan	4	2.7
3	Hon.Charls Nirmalanathan	10	1.35
4	Hon.Dr.S.Sivamohan	28	5.625
5	Hon.N.Sivasaththy Ananthan	16	1.48
6	Hon.A.Selvam Adaikkalanathan	16	2.09
<b>Sub Total</b>		<b>109</b>	<b>16.495</b>
<b>National List MPP(Ministry of National Policies &amp; Economic Affairs)</b>			
7	Hon.Mrs.Shanthi Sriskantharajah	60	8.38
8	Hon.Thurairtnasingam	1	0.05
9	Hon.D.M.Suwaminathan	12	0.825
10	Hon.A.L.M.Nazeer	3	0.465
11	Hon.Bemal Rathnayakka	7	0.5
<b>Sub Total</b>		<b>83</b>	<b>10.220</b>
<b>District Total</b>		<b>192</b>	<b>26.715</b>

**RECONSTRUCTION OF PARISH PRIEST,MALLAVI ST,SEBASTIAN'S CHRUCH**



**RECONSTRUCTION OF SITHTHIVINAYAGAR ALAYAM, ALANKULAM**





*Renovation of Murukan kovil at suthanthirapuram*



*Renovation of Vempadi srimuthumari Amman Kovil at Manikkapuram*

*Construction of Box Culvert at ITAK Road Kompavil*



*Renovation of three wheeler society Building Puthukkudiyiruppu East*



*Renovation of cholar children School Ilankopuram at theravil*



*Renovation of building (partition Work) of palmyra and Coconut Co-operety*

**Renovation of the school RC.MV bicycle perk Iranappalai**



**Recontionof Well to Gnaoli pre School at PTK East**



**Renovation of St joseph church PTK east**



**Reconstruction of Building to Barathimakaviththiyalayam Valluvarpuram**



**Funding Ministry :- Ministry of Fisheries & Aquatic Resources Development and Rural Economy**

**Votes No:- 151-2-3-60-2506, 151-2-3-5-2506 & 151-2-3-59-2506**

S.No	DS Division	No of the Project	Financial		Physical Progress			Financial Progress (R.s)		
			Approved Amount (R.s)	Received Allocation with admin (R.s)	Not started	Started but not Completed	Completed	Actual Expenditure (R.s)	Bills in Hand (R.s)	Fund Needed to Complete in 2019 (R.s)
1	Maritimepattu	8	17,681,591.03	17,681,591.03			8	15,561,070.15	2,118,159.28	
2	Thunukkai	2	5,000,000.00	5,000,000.00		2		637,095.34	-	4,367,681.68
3	Welioya	3	4,698,066.42	4,698,066.42			3	4,567,119.34		
4	Kachcheri		1,170,000.00	1,170,000.00						
<b>Total</b>		<b>13</b>	<b>28,549,657.45</b>	<b>28,549,657.45</b>		<b>2</b>	<b>11</b>	<b>20,765,284.83</b>	<b>2,118,159.28</b>	<b>4,367,681.68</b>

**Funding Ministry :- Ministry of Industry And Commerce**

**Vote No:-149-01-02-13-2203**

S.No	DS Division	No of the Project	Financial		Physical Progress			Financial Progress (R.s)		
			Approved Amount (R.s)	Received Allocation with Admin (R.s)	Not started	Started but not Completed	Completed	Actual Expenditure (R.s)	Bills in Hand (R.s)	Fund Needed in 2019 to Complete the Comitted works
1	Maritimepattu	15	13,585,000.00	12,585,000.00	12		3	690,168.95	309,831.05	995,690.67
2	Puthukkudiyiruppu	19	19,350,000.00	19,350,000.00	15	1	3	903,048.83	3,540,331.17	
3	Oddusuddan	13	13,135,000.00	13,135,000.00	9		4		4,600,000.00	3,000,000.00
4	Thunukkai	13	12,561,000.00	12,561,000.00	6	4	3		4,450,077.00	
5	Manthai East	26	39,725,000.00	39,725,000.00	4	20	2	3,531,096.75	1,500,000.00	3,000,000.00
6	Welioya	57	31,950,000.00	21,450,000.00	30		27	6,682,253.24	3,767,746.76	30,339,353.25
<b>Sub Total</b>		<b>143</b>	<b>130,306,000.00</b>	<b>118,806,000.00</b>	<b>76</b>	<b>25</b>	<b>42</b>	<b>11,806,567.77</b>	<b>18,167,985.98</b>	<b>37,335,043.92</b>
<b>Withdrawn</b>				<b>82,500,000.00</b>						
<b>Grand Total</b>		<b>143</b>	<b>130,306,000.00</b>	<b>36,306,000.00</b>	<b>76</b>	<b>25</b>	<b>42</b>	<b>11,806,567.77</b>	<b>18,167,985.98</b>	<b>37,335,043.92</b>

**\* 82.50 Mn allocation is withdrawn by Ministry of Industry and Commerce on 31.12.2018**



Vannivilankulam 5<sup>th</sup> Road



Naddankandal Amman Kovil Road



Ampalpuram Kula Veethy



**Diviyata Udana National Programme-2018**  
**Ministry of Industry & Commerce**

S.No	Name of DS Division	No of Beneficiaries	Approved Amount(Rs)	Received Allocation (Rs)	Physical Progress			Financial Progress (Rs)	
					Not started	Started but not Completed	Completed	Actual Expenditure (Rs)	Bills in Hand (Rs)
1	Maritimepattu	133	3,766,100.00	3,766,100.00			133		3,766,100.00
2	Puthukkudiyiruppu	104	3,465,250.00	3,465,250.00			104	3,465,250.00	
3	Oddusuddan	32	1,112,950.00	1,112,950.00			32	1,112,950.00	
4	Thunukkai	25	880,000.00	880,000.00			25	880,000.00	
5	Manthai East	12	390,000.00	390,000.00			12	250,000.00	28,500.00
6	Welioya	10	225,700.00	225,700.00			<b>10</b>		216,700.00
<b>Total</b>		<b>316</b>	<b>9,840,000.00</b>	<b>9,840,000.00</b>			<b>316</b>	<b>5,708,200.00</b>	<b>4,011,300.00</b>

**Housing Program**

Funding Ministry/ programme : Ministry of Industry and Commerce

Vote No:149-01-02-13-2202

No	DS Division	Approved Amount	Received Allocation (Rs)	No of Houses	Physical Porgress			financial Porgress (Rs)		
					Not Started	started but not Completed	Completed	Actual Expenditure (Rs)	Bills In Hand (Rs) (Lability)	Funds needed to complete the Project in 2019 (Rs)
1	Maritimepattu	198,310,000.00	134,950,000.00	280		235	45	71,589,703.52	63,360,000.00	63,360,000.00
2	Weli Oya	17,820,000.00	17,820,000.00	30		19	11	6,000,000.00	11,820,000.00	
3	District Planning Secretariat(Admin)	1,870,000.00	1,230,000.00					517,472.93		1,280,000.00
Toatal		<b>218,000,000.00</b>	<b>154,000,000.00</b>	<b>310</b>	<b>0</b>	<b>254</b>	<b>56</b>	<b>78,107,176.45</b>	<b>75,180,000.00</b>	<b>64,640,000.00</b>



**Progress Report of Gramashakthy Development Programme - 2018**

**District :- Mullaitivu**

**Vote No:-01-02-06-11-2509**

No	Name of The Project	Location / Divisions	No.of Programme	Allocation (Rs)		
					Completed Programme	Expenditure (Rs)
1	Village Level Gramasakthy Awareness Meeting	Maritimepattu	3	6,000.00	3	6,000.00
		Puthukkudiyiruppu	3	6,000.00	3	6,000.00
		Oddusuddan	3	6,000.00	3	6,000.00
		Thunukkai	3	6,000.00	3	6,000.00
		Manthai East	3	6,000.00	3	6,000.00
		Welioya	3	6,000.00	3	6,000.00
<b>Sub Total</b>			<b>18</b>	<b>36,000.00</b>	<b>18</b>	<b>36,000.00</b>
2	VDP Training Programme - Village Level	Maritimepattu	3	21,000.00	3	21,000.00
		Puthukkudiyiruppu	3	21,000.00	3	21,000.00
		Oddusuddan	3	21,000.00	3	20,980.00
		Thunukkai	3	21,000.00	3	21,000.00
		Manthai East	3	21,000.00	3	20,925.00
		Welioya	3	21,000.00	0	15,465.00
<b>Sub Total</b>			<b>18</b>	<b>126,000.00</b>	<b>15</b>	<b>120,370.00</b>
3	Micro Finance Training at Anudrapuram (Stationary Cost)	District	1	6,620.00	1	6,620.00
		<b>Sub Total</b>			<b>1</b>	<b>6,620.00</b>
4	Prepared VDP Document	Maritimepattu	3	-	3	-
		Puthukkudiyiruppu	3		3	
		Oddusuddan	3		3	
		Thunukkai	3		3	
		Manthai East	3		3	
		Welioya	3		0	
<b>Sub Total</b>			<b>18</b>	<b>15</b>		
5	Gramasakthy Peoples Movement Society Registration	Maritimepattu	4	-	4	-
		Puthukkudiyiruppu	3		3	
		Oddusuddan	3		3	
		Thunukkai	3		3	
		Manthai East	3		3	
		Welioya	7		7	
<b>Sub Total</b>			<b>23</b>	<b>23</b>		
6	Registred Society	District	1	79,350.00	1	79,350.00
		<b>Sub Total</b>			<b>1</b>	<b>79,350.00</b>
7	Gramasakthy Social Mobilization Training For Development Officers (transport Cost)			15,000.00		<b>15,000.00</b>

8	Gramasakthy Awareness Meeting in District			1,990.00		<b>1,990.00</b>
9	Credit Facilities for Bank Account for Gramasakthy Peoples Movement Society	Maritimepattu	1	30,000.00		30,000.00
		Puthukkudiyiruppu	1	30,000.00		30,000.00
		Oddusuddan	1	30,000.00		30,000.00
		Thunukkai	1	30,000.00		30,000.00
		Manthai East	1	30,000.00		30,000.00
		Welioya	1	30,000.00		30,000.00
<b>Sub Total</b>			<b>6</b>	<b>180,000.00</b>		180,000.00
<b>Total</b>				<b>444,960.00</b>		<b>439,330.00</b>

### Gramasakthy -Capacity Building, Livelihood and Infrastructure Development Programme.

Vote No:-01-02-06-11-2202			Total Allocation :- 18,000,000.00			
No	Name of The Project	Location / Divisions	No.of Programme	Allocation (Rs)	Expenditure (Rs)	Remarks
1	Capacity Building Programme	Maritimepattu	3	900,000.00	900,000.00	
		Puthukkudiyiruppu	3	900,000.00	900,000.00	
		Oddusuddan	3	900,000.00	900,000.00	
		Thunukkai	3	900,000.00	900,000.00	
		Manthai East	3	900,000.00	900,000.00	
		Welioya	3	900,000.00	900,000.00	
<b>Sub Total</b>			<b>18</b>	<b>5,400,000.00</b>	<b>5,400,000.00</b>	
2	Livelihood Programme	Maritimepattu	3	1,500,000.00	1,500,000.00	Not Released Allocation to DS Divisions yet
		Puthukkudiyiruppu	3	1,500,000.00	1,500,000.00	
		Oddusuddan	3	1,500,000.00	1,500,000.00	
		Thunukkai	3	1,500,000.00	1,500,000.00	
		Manthai East	3	1,500,000.00	1,500,000.00	
		Welioya	3	1,500,000.00	1,500,000.00	
<b>Sub Total</b>			<b>18</b>	<b>9,000,000.00</b>	<b>9,000,000.00</b>	
3	Infrastructure Development Programme	Maritimepattu	3	600,000.00	600,000.00	Not Released Allocation to DS Divisions yet
		Puthukkudiyiruppu	3	600,000.00	600,000.00	
		Oddusuddan	3	600,000.00	600,000.00	
		Thunukkai	3	600,000.00	600,000.00	
		Manthai East	3	600,000.00	600,000.00	
		Welioya	3	600,000.00	600,000.00	
<b>Sub Total</b>			<b>18</b>	<b>3,600,000.00</b>	<b>3,600,000.00</b>	

**Transport Allowances to the Development Officers Under the Gramasakthy Program.**

Vote No:-01-02-06-11-2509		Total Allocation :- 378,000.00		
No	Name of The Project	Location / Divisions	Allocation (Rs)	Expenditure (Rs)
1	Transport Allowances to the Development Officers Under the Gramasakthy Program.	Maritimepattu	63,000.00	54,000.00
		Puthukkudiyiruppu	63,000.00	63,000.00
		Oddusuddan	63,000.00	63,000.00
		Thunukkai	63,000.00	63,000.00
		Manthai East	63,000.00	63,000.00
		Welioya	63,000.00	63,000.00
<b>Sub Total</b>			<b>378,000.00</b>	<b>369,000.00</b>
<b>Total</b>			<b>18,378,000.00</b>	<b>0</b>

**Gramasakthy People's Movement Societies Administrative Charges**

Vote No:- 001-02-06-11-2509					
No	Name of The Project	Location / Divisions	Allocation (Rs)	Expenditure (Rs)	
1	Division's Administrative Charges	Maritimepattu	90,000.00		
		Puthukkudiyiruppu	90,000.00	90,000.00	
		Oddusuddan	90,000.00	90,000.00	
		Thunukkai	90,000.00	90,000.00	
		ManthaiEast	90,000.00		
		WliOya	90,000.00	85,857.00	
	District Administrative Charges	District	60,000.00		
<b>Sub Total</b>			<b>600,000.00</b>	<b>355,857.00</b>	
2	<b>Grand Total</b>	19,478,000.00	<b>19,478,000.00</b>		



## Lagging Regions Development Programme-2018

### Ministry of National Policies , Economic Affairs , Resettlement and Rehabilitation, Northern Province Development, Vocational Training & Skills Development and Youth Affairs

S.No	DS Division	No of the Project	Financial		Physical Progress			Financial Progress (R.s)		
			Approved Amount (Rs )	Received Allocation (Rs )	Not started	Started but not Completed	Completed	Actual Expenditure (RS)	Bills in Hand (RS)	Fund Needed in 2019 to Complete the Committed works
1	Maritimepattu	1	6,700,000.00	6,700,000.00		1		164,327.00	6,705,371.97	0
2	Puthukkudiyiruppu	1	2,500,000.00	2,500,000.00		1			1,684,222.05	0
3	Oddusuddan	1	10,000,000.00	10,000,000.00		1				9,324,000.00
4	Thunukkai	1	9,000,000.00	9,000,000.00		1			1,888,794.00	6,313,000.00
5	Manthai East	1	10,000,000.00	10,000,000.00		1			9,317,170.65	135,000.00
6	Welioya	1	7,500,000.00	7,500,000.00		1				8,106,000.00
<b>Total</b>		<b>6</b>	<b>45,700,000.00</b>	<b>45,700,000.00</b>		<b>6</b>		<b>164,327.00</b>	<b>19,595,558.67</b>	<b>23,878,000.00</b>

**Lagging Regions Development Programme-2018**

**Ministry of National Policies , Economic Affairs , Resettlement and Rehabilitation, Northern Province Development, Vocational Training & Skills Development and Youth Affairs**

S.No	Name of Project	Name of DS Division	Approved Amount(Rs)	Received Allocation (Rs)	Physical Progress			Financial Progress (R.s)		
					Not started	Started but not Completed	Completed	Actual Expenditure (Rs)	Bills in Hand (Rs)	Fund Needed in 2019 to Complete the Committed works
1	Reconstruction of Giramodhaya Health Centre with Midwife Quarters	Maritimepattu	6,700,000.00	6,700,000.00		1		164,327.00	6,705,371.97	0
2	Renovation of Primary Health Care Centre at Vernavil.	Puthukkudiyiruppu	2,500,000.00	2,500,000.00		1			1,684,222.05	0
3	Rehabilitation of Maliga Paddy Road	Oddusuddan	10,000,000.00	10,000,000.00		1				9,324,000.00
4	Reconstruction of internal Road at a length of 1 km at Nanthakumar Nagar	Thunukkai	9,000,000.00	9,000,000.00		1			1,888,794.00	6,313,000.00
5	Renovation of Sivapuram Bus Road in Pandiyankulam	Manthai East	10,000,000.00	10,000,000.00		1			9,317,170.65	135,000.00
6	Construction of a Primary School at Helambawewa	Welioya	7,500,000.00	7,500,000.00		1				8,106,000.00
<b>Total</b>			<b>45,700,000.00</b>	<b>45,700,000.00</b>		<b>6</b>		<b>164,327.00</b>	<b>19,595,558.67</b>	<b>23,878,000.00</b>

**Gamperaliya Program**

**Funding Ministry/ programme : Ministry of National Policies and Economic Affairs**

**Vote No: 104-2-6-20-2506**

No	Name of projects	Approved Amount (Rs)	Received Allocation (Rs)	Physical Progress			Financial Porgress (Rs)		
				Not Started	Completed	Completed	Actual Expenditure (Rs)	Bills In Hand (Rs)	Fund needed to complete in 2019 (Rs)
1	Maritimepattu	25,571,500.00	25,571,500.00	6	0	20	17,116,899.80	6,402,756.86	
2	Puthukkudiyiruppu	21,094,000.00	21,094,000.00	5	0	20	20,099,000.00		-
3	Oddusuddan	13,532,000.00	13,532,000.00	6	0	11	7,512,106.27		4,000,000.00
4	Thunukkai	11,144,000.00	11,144,000.00	2	5	3	2,827,084.48		5,695,718.86
5	Manthai East	13,134,000.00	13,134,000.00	1	7	6	3,192,659.57	440,947.36	9,501,340.07
6	Welioya	18,706,000.00	18,706,000.00	20	0	1	498,154.80		-
7	Kacheri	35,218,500.00	35,218,500.00	14	0	0	33,150.00	464,000.00	-
		<b>138,400,000.00</b>	<b>138,400,000.00</b>	<b>54</b>	<b>12</b>	<b>61</b>	<b>51,279,054.92</b>	<b>7,307,704.22</b>	<b>19,197,058.93</b>



**CONSTRUCTION OF NEW BULDING AT YOGAMPIKAI SAMETHA  
YOGAPURANATHAR ALAYAM, ANICHCHIYANKULAM**

**Infrastructure Development Special Programme 2018**

**Name of District: Mullaitivu**

**Ministry of National policies and Economic Affairs**

**vote No :-104-02-06-06-2506**

No.	Name of DS Division	No.of Projects Approved	Total categorized by Sectors *								Approved Amount (Rs.Mn)	Progress				No. of Beneficiaries	Remarks
												Financial					
			WS	RA	EI	RE	SW	EL	P W	OI		Expenditure (Rs.Mn)	%	A	Contract Awarded (B 4)		
1	Maritimepattu	8	4	4						5.00	1,003,266.81		5		3	3500	
2	Puthukkudiyiruppu	14	10	4						6.90	6,865,500.00				14	9425	
3	Oddusuddan	9	7			2				5.50	2,762,714.20			7	2	960	
4	Thunukkai	12	11			1				2.80	280,793.60		11		1	900	
5	Manthai East	12	12							5.30	2,820,494.75			9	3	835	
6	Welioya	4	4							2.00	99,000.00				4	67	
7	Kachcheri (Admin)										25,721.00						
<b>Total</b>		<b>59</b>	<b>48</b>	<b>8</b>	<b>-</b>	<b>-</b>	<b>3</b>	<b>-</b>	<b>-</b>	<b>27.50</b>	<b>13,857,490.36</b>		<b>16</b>	<b>16</b>	<b>27</b>	<b>15,687</b>	

\* Projects should be categorized for following sectors

\*\* Physical progress

WS- Rural Water Supply

RA- Rural Access

EI- Economic Infrastructure

RE- Rural Economy

SW- Social Welfare

EL- Rural Electricity

PW- Public Welfare

OI- Other Infrastructure

## Rual Infrastructure Development Special Programme (RIDSP) II- 2018

### Physical and Financial Progress as at 31.12.2018

Name of District: Mullaitivu

No.	Name of DS Division	No. of Projects Approved	Total categorized by Sectors *								Approved Amount (Rs.Mn)	Progress				No. of Beneficiaries	Remarks
			WS	RA	EI	RE	SW	EL	PW	OI		Financial		A	G		
												Expenditure (Rs.Mn)	% **				
1	Maritimepattu	8	1	2		1	4				8.00			8			
2	Puthukkudiyiruppu	5					5				5.00			5			
3	Oddusuddan	4					1		3		11.00			4			
4	Thunukkai	4	1	2			1				7.50			4			
5	Manthai East	1					1				1.00			1			
6	Welioya	1					1				1.50			1			
<b>Total</b>		<b>23</b>	<b>2</b>	<b>4</b>	<b>-</b>	<b>1</b>	<b>13</b>	<b>-</b>	<b>3</b>	<b>-</b>	<b>34.00</b>			<b>23</b>			

A - Estimates are being / to be prepared

G - For Constructions 100 Completed Other : Issued goods and instruments to identified institutions/CBOs



**Ministry of Prison Reforms, Rehabilitation Resettlement and Hindu Religious Affairs**  
**Progress of the Development Projects on Resettlement & Rehabilitation in Northern and Eastern Provinces - 2018**

Name of the Project :- 1. Development of Minor Tanks

District.....Mullaitivu  
as at 31.12.2018

S/No	DS Divison	Total No of Minor Tanks	Name of the Minor Tank & Location	Total Allocation (Rs Mn)	Physical Progress					Financial progress				Implementing agency	
					Tender Called	Tender Awarded	25% Completed	50% Completed	75% Completed	Fully Completed	Allocation Released to District Secretariat (Rs Mn)	Cash Imprest received (Rs Mn)	Total Expenditure (Rs Mn)		Balance available in District (Rs Mn)
1	Maritimepattu	1	Kummoorku an Kumulamun ai	2.10			1	0	0	0	2.10		2.10		Department of Agrarian Development
<b>Total</b>		<b>1</b>	<b>0</b>	<b>2.10</b>	<b>0</b>	<b>0</b>	<b>1</b>	<b>0</b>	<b>0</b>	<b>0</b>	<b>2.10</b>	<b>0</b>	<b>2.10</b>	<b>0</b>	

Name of the Project :- 6.1 Livelihood Facilities for Widows

District  
as at 31.12.2018

S/No	D.S.Division	Total No of Units	Unit Cost (Rs)	Total Allocation (Rs Mn)	Physical Progress -No of Sanitation Units					Financial progress			
					Worke Started	25% Completed	50% Completed	75% Completed	Fully Completed	Allocation Released to District Secretariat (Rs Mn)	Cash Imprest received (Rs Mn)	Total Expenditure (Rs Mn)	Balance available in District (Rs )
1	Maritimepattu	90	100,000	26.00					90	26.00		8.59	
2	Puthukkudiyiruppu	80							80			8.00	
3	Oddusuddan	40							40			4.00	
4	Thunukkai	25							25			2.50	
5	Manthai East	15							15			1.50	
5	Welioya	10							10				
<b>Total</b>		<b>260</b>				<b>0</b>	<b>0</b>	<b>0</b>	<b>260</b>	<b>26.00</b>		<b>24.59</b>	

Name of the Project :- 6.1 Sanitation Project for Widows

District - Mullaitivu

as at 31.12.2018

DS Division	Total No of Toilets			Unit Cost (Rs)		Total	Received Allocation	Released Allocation Ds(Rs Mn)	Physical Progress					Financial progress				Remark			
	Normal	Disable	Total	Normal	Disable	Allocation (Rs.Mn)			Work Started	25% Completed	50% Completed	75% Completed	Fully Completed	Allocation Released to District Secretariat (Rs Mn)	Cash Imprest received (Rs Mn)	Total Expenditure (Rs Mn)	Balance available in District (Rs )				
Maritimepattu	40	0	40	55,000	150,000	6.50	6.50						40			2.19					
Puthukkudiyiruppu		17	17																2.54		
Oddusuddan	18	0	18																0.99		
Thunukkai	3	2	5																0.46		
Welioya		2	2																0.30		
<b>Total</b>	<b>61</b>	<b>21</b>	<b>82</b>			<b>6.50</b>	<b>6.50</b>	<b>0</b>	<b>0</b>	<b>0</b>	<b>0</b>	<b>82</b>	<b>0</b>	<b>0</b>	<b>6.48</b>	<b>0</b>	<b>0</b>				

Name of the Project :- 6.1 Sanitation Project

District

as at 31.12.2018

S/No	D.S.Division	Total No of Units	Unit Cost (Rs)	Total Allocation (Rs Mn)	Physical Progress -No of Sanitation Units					Financial progress				Remarks
					Worke Started	25% Completed	50% Completed	75% Completed	Fully Completed	Allocation Released to District Secretariat (Rs Mn)	Cash Imprest received (Rs Mn)	Total Expenditure (Rs Mn)	Balance available in District (Rs )	
1	Maritimepattu	200	55,000	33.00					200	33.00			10.77	
2	Puthukkudiyiruppu	200							200				11.00	
3	Oddusuddan	100							100				5.50	
4	Thunukkai	20							20				1.10	
5	Manthai East	30							30				1.65	
5	Welioya	50							50				2.73	
<b>Total</b>		<b>600</b>						<b>600</b>	<b>33.00</b>			<b>32.75</b>		

Name of the Project :- 6.2 Sanitation Project - Toilets for Disable Persons

District  
as at 31.12.2018

S/No	D.S.Division	Total No of Units	Unit Cost (Rs)	Total Allocation (Rs Mn)	Physical Progress -No of Sanitation Units					Financial progress			
					Worked Started	25% Completed	50% Completed	75% Completed	Fully Completed	Allocation Released to District Secretariat (Rs Mn)	Cash Imprest received (Rs Mn)	Total Expenditure (Rs Mn)	Balance available in District (Rs Mn)
1	Maritimepattu	11	150,000	6.00					11	6.00		1.64	
2	Puthukkudiyiruppu	10							10		1.50		
3	Oddusuddan	7						7	1.05				
4	Thunukkai	0											
5	Manthai East	7						7	1.05				
6	Welioya	5						5	0.75				
<b>Total</b>		<b>40</b>			<b>0</b>	<b>0</b>	<b>0</b>	<b>0</b>	<b>40</b>	<b>6.00</b>		<b>5.99</b>	

Name of the Project :- 7. Drinking Water Project for Widows

as at 31.12.2018

S/No	DS.Division	Total No of Dug wells	Unit Cost (Rs)	Total Allocation Rs. Mn	Physical Progress					Financial progress				Implementing Agency	Remarks
					Works started	25% Completed	50% Completed	75% Completed	Fully Completed	Allocation Released to District Secretariat (Rs Mn)	Cash Imprest received (Rs Mn)	Total Expenditure (Rs Mn)	Balance available in District (Rs Mn)		
1	Maritimepattu	10		3.5					10	3.50		0.97		DS Maritimepattu	
2	Puthukkudiyiruppu	10							10		1.00	DS Puthukkudiyiruppu			
3	Oddusuddan	4							4		0.50	DS Oddusuddan			
4	Thunukkai	4							4		0.40	DS Thunukkai			
5	Manthai East	2							2		0.30	DS Manthai East			
	Welioya	2							2		0.05	DS Welioya			
		<b>32</b>		<b>3.5</b>	<b>0</b>	<b>0</b>			<b>32</b>	<b>3.50</b>		<b>3.22</b>			

Name of the Project :- 7. Drinking Water Project

District

as at 31.12.2018

S/No	D.S.Division	Total No of Water Projects						Total Allocation Rs. Mn	Physical Progress					Financial progress				Implementing Agency
		Total No of Dug wells	Unit Cost (Rs)	Total No of Water connections	Unit Cost (Rs)	Total No of Common Dug wells	Unit Cost (Rs)		Total No of Agro Wells	Unit Cost (Rs)	Works started	25% Completed	50% Completed	75% Completed	Fully Completed	Allocation Released to District Secretariat (Rs Mn)	Cash Imprest received (Rs Mn)	
1	Thunukkai			100									100	2.75		2.00		DS Thunukkai
2	Manthai East					2							2			0.30		DS Manthai East
3	Welioya					1							1			0.05		DS Welioya
				<b>100</b>		<b>3</b>				<b>0</b>	<b>0</b>		<b>103</b>	<b>2.75</b>		<b>2.35</b>		

Name of the Project :- 8. Livelihood programme

As at 31.12.2018

S/No	D.S.Division	Total No of Units	Unit Cost (Rs)	Total Allocation (Rs Mn)	Physical Progress -No of Livelihood Units					Financial progress				
					Worke Started	25% Completed	50% Completed	75% Completed	Fully Completed	Allocation Released to District Secretariat (Rs Mn)	Cash Imprest received (Rs Mn)	Total Expenditure (Rs Mn)	Balance available in District (Rs )	
1	Maritimepattu	40	100,000	15.0					40	15.0				3.84
2	Puthukkudiyiruppu	30							30					3.00
3	Oddusuddan	25							25					2.50
4	Thunukkai	20							20					2.00
5	Manthai East	25							25					2.50
6	Welioya	10					7	3						10
<b>Total</b>		<b>150</b>		<b>15.0</b>		<b>7</b>	<b>3</b>		<b>150</b>	<b>15.00</b>			<b>13.84</b>	

Name of the Project :- 10. Provision of Domestic Electricity Connections

District  
as at 31.12.2018

S/No	D.S Division	No of Families	Average Unit cost (Rs)	Total Allocation (Rs Mn)	Physical Progress	Financial progress			Implementing Agency	Remarks
					No of Electricity Connections provided	Allocation Released to District Secretariat (Rs Mn)	Cash Imprest Received (Rs Mn)	Total Expenditure (Rs Mn)		
1	Maritimepattu	160	20,000.00	10.00	160	10.00		3.20		Beneficiary Selected
2	Puthukkudiyiruppu	105			105		1.99			
3	Oddusuddan	120			120		1.78			
4	Thunukkai	40			40		0.78			
5	Manthai East	30			30		0.60			
6	Welioya	50			50		0.38			
<b>Total</b>		<b>505</b>		<b>10.00</b>	<b>505</b>	<b>10.00</b>		<b>8.73</b>		

Name of the Project :- 7. Continuation Works -2017

as at 31.12.2018

NO	Works	Needs Allocation (Rs.Mn)	Bill in Hand (Rs.Mn)	Released Allocation (Rs. Mn)	Total Expenditure (Mn)
1	Construction of Class Room Balding at Kokulai GTMS	1	1.18	14.155	1.18
2	Construction of Class Room Balding at Valayanmadam GTMS	3.4	1.96		1.96
3	Construction of Class Room Balding at Mannakandal GTMS	4.53	0.79		0.79
4	Construction of Class Room Balding at Suthanthirapuram GTMS	4.62			
5	Construction of Class Room Balding at Sanmukananda Vid	4.25	0.97		0.97
6	Construction of Healing Center -Oddusuddan	21.34	9.18		9.18
7	Construction of Mamoolai GHC	2.79			
8	Renovation of Access Road to Paddy Store Welioya	7.74			
<b>Total</b>		<b>44.67</b>	<b>14.07</b>	<b>14.155</b>	<b>14.07</b>

Name of the Project :- 8. Development Activities Hon. Kathar Masthan

As at 31.12.2018

S/No	D.S.Division	No. of Units	Unit Cost (Rs)	Total Allocation (Rs Mn)	Physical Progress -No of Sanitation Units					Financial progress		
					Worke Started	25% Completed	50% Completed	75% Completed	Fully Completed	Allocation Released to District Secretariat (Rs Mn)	Cash Imprest received (Rs Mn)	Total Expenditure (Rs Mn)
1	Maritimepattu	8		5.00			8			2.50		2.43
2	Puthukkudiyiruppu	5		2.70			3		2	1.35		0.99
3	Oddusuddan	1		0.70					1	0.70		0.70
4	Thunukkai	3		1.35					3	0.68		0.17
5	Manthai East	2		2.00			1		1	1.00		
6	Welioya	8		8.50						4.25		
<b>Total</b>		<b>27</b>	<b>0</b>	<b>20.25</b>	<b>0</b>	<b>0</b>	<b>11</b>	<b>1</b>	<b>7</b>	<b>10.475</b>	<b>0</b>	<b>4.28</b>

**Ministry of Prison Reforms, Rehabilitation, Resettlement and Hindu Religious Affairs**  
**Monthly Physical and Financial Progress as at 31 December 2018**  
**District:- Mullaitivu**

S.No	Projects	No of Units	Allocation (Rs Mn)	Physical Progress								Financial Progress	
				Completed / Beneficiary Selection	Estimate Prepared	Tender Awarded	Physical Works Started	Physical Works 25% Completed	Physical Works 50% Completed	Physical Works 75% Completed	Physical Works 100% Completed	Total Expenditure	%
1	Development of Minor Tanks	1	2.09					1				2.10	100
2	Construction of Sanitation Project	640	39.00								640	38.75	99
3	Water Project	103	2.750								103	2.35	85
4	Livelihood Programme	150	15.00								150	13.84	92
5	Domestic Electricity Supply Connection	505	10.0								505	8.73	87
6	Development Activities Hon. Kathar Masthan	27	10.13						19	1	7	4.28	42
7	Continuation Works	8	14.16					6		1	1	14.08	99
<b>Economic Empowerment of Differently Abled Women and Widows</b>													
8	Sanitation Programme	82	6.5								82	6.48	100
9	livelihood Assistance Progromme	260	26.0								260	24.59	95
10	Water Supply Facilities	32	3.5								32	3.22	92
11	Indebet Peoples loan Programme	4450	86.2									29.0	34
12	Small Industries	13	119.18									11.05	9
13	Housing (TFR)	150	30.0					60	78	6	5	29.76	99
14	Livelihood Program for Ex- Combatants	40	4.00									0.32	8
<b>Grand Total</b>		<b>6461</b>	<b>368.50</b>	<b>0</b>	<b>0</b>	<b>0</b>	<b>0</b>	<b>7</b>	<b>19</b>	<b>2</b>	<b>1780</b>	<b>188.55</b>	<b>51</b>

**Ministry of Resettlement, Rehabilitation, Northern Development and Hindu Religious Affairs  
Support selected Small Industries through the Producer Cooperatives - 2018**

S.No	D.S.Division	No of the Project	Total Allocation for the Project Rs.	Physical Porgress			financial Porgress (Rs)		
				Not Started	started but not Completed	Completed	Actual Expenditure (Rs)	Bills In Hand (Rs)	Fund needed to completed in 2019 (Rs)
1	Maritimepattu	4	40,610,000.00		1	3	3,156,005.95	32,452,521.62	3,000,000.00
2	Puthukkudiyiruppu	4	31,997,000.00		1	3	4,990,000.00	20,167,252.78	4,000,000.00
3	Oddusuddan	2	15,120,000.00			2	1,970,000.00	13,769,871.59	
4	Thunukkai	1	12,850,000.00			1	1,104,755.39	10,036,590.04	
5	Manthai East	1	10,270,000.00			1	485,416.48	10,075,399.96	
6	Welioya	1	8,330,000.00			1	369,591.75	8,373,546.28	
<b>Total</b>		<b>13</b>	<b>119,177,000.00</b>		<b>2</b>	<b>11</b>	<b>12,075,769.57</b>	<b>94,875,182.27</b>	<b>7,000,000.00</b>

**Housing Program**

**Funding Ministry/ programme : Ministry of Prison Reforms, Rehabilitation Resettlement and Hindu Religious Affairs**

**Vote No:145-02-03-35-2202-11**

No	DS Division	Approved Amount	Received Allocation (Rs)	No of Houses	Physical Porgress			financial Porgress (Rs)		
					Not Started	started but not Completed	Completed	Actual Expenditure (Rs)	Bills In Hand (Rs) (Lability)	Funds needed to complete the Project in 2019 (Rs)
1	Maritimepattu	23,760,000.00	23,760,000.00	120		75	45	23,760,000.00		
2	Weli Oya	5,940,000.00	5,940,000.00	30		19	11	5,700,000.00	240,000.00	
3	District Planning Secretariat	300,000.00	300,000.00					300,000.00		
<b>Total</b>		<b>30,000,000.00</b>	<b>30,000,000.00</b>	<b>150</b>		<b>94</b>	<b>56</b>	<b>29,760,000.00</b>	<b>240,000.00</b>	

## Office for National Unity & Reconciliation - ONUR

### Progress Report - 2018

S.No	Programme	No of Project	Total Allocation Rs.Mn.	Received Allocation Rs.Mn.	Received Imprest Rs Mn	Expenditure Rs	Liability Rs
1	Integrated Village Development programme	44	78.00	78.00	77.801	32,126,221.11	33,011,775.15
2	Livelihood and Community Water Supply Project	12	34.50	34.50		31,652,312.50	2,819,692.00
3	Tourism Development - Continuation Programme	2	22.00	22.00		9,800,017.13	11,822,851.15
4	Fishing Support to Rehabilitated Persons	1	0.95	0.95		945,860.00	945,860.00
<b>Total</b>		<b>59</b>	<b>135.45</b>	<b>135.45</b>	<b>77.801</b>	<b>74,524,410.74</b>	<b>48,600,178.30</b>



**Ministry of National Integration Reconciliation and Official Languages  
Strengthening Reconciliation Focused on Economic Empowerment & Social  
Infrastructure Development Project - 2018**

Vote No 165-1-2-9-2509(11)

S.No	D.S.Division	No. of Projects	Approved Allocation (Rs Mn)	Received Allocation (Rs Mn)	Received Imprest (Rs Mn)	Expenditure as at 24/12/2018 (Rs Mn)	Liability (Rs Mn)	Completed (100%)	Requirement for Balance Work for year 2019
1	Maritimepattu	1	1.55	1.55	0.481	0.382	9.51	1	53.829
2	Puthukkudiyiruppu	1	1.5	1.5				1	
3	Oddusuddan	2	5.7	5.7				2	
4	Thunukkai	1	0.45	0.45				1	
5	Manthai East	1	0.4	0.4				1	
6	Welioya	1	0.4	0.4				1	
	<b>Total</b>	<b>7</b>	<b>10</b>	<b>10</b>	<b>0.481</b>	<b>0.382</b>	<b>9.51</b>	<b>7</b>	<b>53.829</b>

**State Ministry of National Unity & Co-Existence  
Strengthening Reconciliation Focused on Economic Empowerment & Social  
Infrastructure Development Project - 2018**

Vote No 165-1-2-9-2509(11)

S.No	D.S.Division	No. of Projects	Approved Allocation (Rs Mn)	Received Allocation (Rs Mn)	Received Imprest (Rs Mn)	Expenditure as at 24/12/2018 (Rs Mn)	Liability (Rs Mn)	Physical Progress			Requirement for Balance Work for year 2019			
1	Maritimepattu	14	87.182	46.077	12.609	11.2	31.78		12	2	26.942			
2	Puthukkudiyiruppu	3	4.5	3.15					4.5		3		4.5	
3	Oddusuddan	2	5.072	3.614					1.45	0.111		1	1	2.792
4	Thunukkai	3	8.813	3.64						4.987		3		4.827
5	Manthai East	5	11.022	7.828						7.413		5		7.687
6	Welioya	4	8.813	6.327						2.341	1	3		5.54
	<b>Total</b>	<b>31</b>	<b>123.409</b>	<b>70.636</b>	<b>12.609</b>	<b>12.6</b>	<b>50.53</b>	<b>1</b>	<b>27</b>	<b>3</b>	<b>52.288</b>			

# **Department Of Samurdhi Development**

### 5.3.2 Activities of Samurdhi Development

#### Department of Samurdhi Development District Cadre – 2018

S.N	Designation	Approved Carder	Present Strength	Vacant
1	District Director	1	(Acting)1	1
2	District Deputy Director	3		3
3	Accountant	1	(Acting)1	1
4	Assistant Director	6		6
5	Samurdhi Manager	38	23	15
6	Senior Internal Audit Officer	1		1
7	Internal Audit Officer	2	2	-
8	Internal Audi t Assistant	1	1	
9	IT Assistant	7		7
10	Samurdhi Development Officer			
	I Bank Investigation	1		1
	II Electorate	1		1
	III others	252	184	68
11	Management Assistant	8		8
12	Driver	3	1	2
13	KKS	7	6	1
	<b>Total</b>	<b>331</b>	<b>217</b>	<b>114</b>

#### Details of Samurdhi Relief as at -2018

Bank	Population	No of Beneficiaries				Total	No of Eligible Families for Relief
	Families	3500/-	2500/-	1500/-	420/-		
Mulliyawalai	13,351	947	434	276		1657	1226
Silawathai		680	267	173		1,120	1066
Chemmalai		1006	341	242		1,589	1454
Puthukkudiyiruppu	6,030	713	200	68		981	1159
Udayarkaddu		469	113	43		625	663
Oddusuddan	13,064	103	31	26		160	3047
Mankulam		724	239	310		1,273	2981
Thunukkai	3868	889	300	358		1,547	718
Manthi East	2971	633	185	144		962	724
Welioya	3,336	309	220	576	44	1,105	933
<b>TOTAL</b>	<b>42,620</b>	<b>6,473</b>	<b>2,330</b>	<b>2216</b>	<b>44</b>	<b>11019</b>	<b>13971</b>

### Social Security Fund -2018/12/31

S.N	Activities	No of Benefited	Amount
1	Birth	215	1,612,500.00
2	Married	398	2,985,000.00
3	Medical	473	2,725,900.00
4	Death	148	2,220,000.00
5	Siphthora	1128	6,954,000.00
<b>Total</b>		<b>2362</b>	<b>16,497,400.00</b>

**Dept.Of Samurdhi Development  
Development programme-2018/12/31**

S.N.	Programme / Projects	Allocation Received ( Rs.	No of Target Projects	Imprest Received (Rs . )	Expenditure (Rs.	Completed Projects
1	Social Empowerment& Rural Development Programme Samurdhi Arunalu Programme & Marketing	5,880,000.00	115	5,756,358.00	5,756,358.00	115
3	Social Development Activities	4,792,516.00	65	4,591,161.00	4,591,161.00	65
4	Community Based Organization Proramme	803,680.00		551,845.00	551,845.00	
<b>Total</b>		<b>11,476,196.00</b>	<b>180</b>	<b>10,899,364.00</b>	<b>10,899,364.00</b>	<b>180</b>

**Dept. Of Samurdhi Development  
Development programme-2018**

S.N	Programme / Projects	Allocation Received ( Rs.	No of Target Projects	Imprest Received (Rs . )	Expenditure (Rs.	Completed Projects
1	Samurdhi Production Model Village Programme Thunukkai, Welioya	7,960,000.00	177	7,345,341.40	7,345,341.40	177
2	Home Gardening Development Programme	1,250,700.00	113	987,500.00	987,500.00	113
3	Housing Lottery Programme	12,000,000.00	60	12,000,000.00	12,000,000.00	60
<b>Total</b>		<b>21,210,700.00</b>	<b>350</b>	<b>20,332,841.40</b>	<b>20,332,841.40</b>	<b>350</b>

**Details of Deposit and Loan 2018/12/31**

Name of Samurdhi the Bank	Deposit Details		Release Loan Details		Outstanding Loan Details	
	Nos	Amount (Rs.)	Nos	Amount (Rs.)	Nos	Amount (Rs.)
Mulliyawalai	6,562	52,313,855.65	1,513	90,082,325.00	597	44,815,592.00
Chilawattai	10,362	81,802,854.64	2,612	145,069,219.50	1,056	51,864,072.00
Semmalai	7,774	65,142,046.28	2,196	97,988,325.00	933	48,012,336.00
Puthukkudijiruppu	10,926	84,140,693.96	2,628	105,684,000.00	1,254	45,885,011.00
Udayarkaddu	4,573	49,478,246.97	1,516	80,662,125.00	584	29,251,494.00
Oddusuddan	7,429	77,370,029.28	2,293	132,261,086.00	1,122	66,207,432.00
Mankulam	9,913	36,972,600.95	2,800	122,685,873.00	1,107	41,534,484.00
Thunukkai	12,627	79,669,815.48	3,251	134,614,500.00	1,406	45,366,744.00
Pandiyankulam	11,374	90,011,900.79	3,750	200,498,318.00	1,218	84,796,362.00
Sampathnuwara	9,270	50,558,444.85	5,059	113,134,607.85	711	35,077,811.17
<b>Total</b>	<b>90,810</b>	<b>667,460,488.85</b>	<b>27,618</b>	<b>1,222,680,379.35</b>	<b>9,988</b>	<b>492,811,338.17</b>

## SAMURDHI ARUNALU PROGRAMME-2018



Project name:- Arunalu Programme  
 Location :- Kanakaraththinapuram  
 Beneficiary name :-V.Jeganathan  
 Dept. Contribution 44,100.00  
 Beneficiary Contribution 22,000.00



Project name :- Arunalu Programme  
 Location :- Pandaravanni  
 Beneficiary name :-K.Makeswaran  
 Dept. Contribution 44,100.00  
 Beneficiary Contribution 22,000.00



Project name :- Arunalu Programme  
 Location :- Thanduvan  
 Beneficiary name :-K.Selvarasa  
 Dept. Contribution 44,100.00  
 Beneficiary Contribution 22,000.00



Project Name :- Arunalu programme  
 Location :- Thanduvan  
 Beneficiary name :-K.Selvarasa  
 Dept. Contribution 44100  
 Beneficiary Contribution 22000

## HOME GARDEN PROGRAMME-2018



Project name :- Home Garden  
 Location :- Peraru  
 Beneficiary name :-S.Pooramma  
 Dept. Contribution 5000  
 Beneficiary Contribution 2500



Project name :- Home Garden  
 Location :- Katchilaimadu  
 Beneficiary name :-S.Seyarathinam  
 Dept. Contribution 5000  
 Beneficiary Contribution 2500



Project name :-	Home Garden	
Location :-	Periyaeththimadu	
Beneficiary name :-	N.Sivarasa	
Dept. Contribution	5000	
Beneficiary Contribution	2500	

**SAMURDHI MODEL VILLAGE-2018**



**Wells Deepened**



## SAMURDHI MARKETING PROGRAMME-2018



## SAMURDHI MODEL VILLAGE-2018



Cow Shed

# Annual Accounts Reports

## 5.4 Action Plane Progress Report

Rehabilitation and Improvement of Buildings & Structures						
Head 267	Programme : 1	Project : 1	Sub Project : 0		Object Code : 2001	
S.No	Name of Work	Division	Allocation	Expenditure	Progress %	
					Financial	Physical
1	Electricity Connection	District secretariat	71,987.20	71,987.20	100%	100%
2	Laying floor tiles work	District secretariat	4,933,987.83	4,933,987.83	100%	100%
3	Making plastic Bottle Storage hut	District secretariat	80,000.00	80,000.00	100%	100%
4	Fencing Work	District secretariat	126,225.00	126,225.00	100%	100%
5	Improvement of Dug well work	Quarters Selvapuram	20,340.00	20,340.00	100%	100%
6	Supply of Curtain	District secretariat	1,539,711.81	1,539,711.81	100%	100%
7	Making Physical Name board	District secretariat	290,221.00	290,221.00	100%	100%
8	Improvement of GA Bungalow	District secretariat	262,897.18	262,897.18	100%	100%
9	Advertisement charge for Improvement work	District secretariat	18,250.50	18,250.50	100%	100%
10	Aluminum partition and Minor Repairs	District secretariat	886,499.52	886,499.52	100%	100%
11	Contraction of Cadjan Hut	District secretariat	256,454.93	256,454.93	100%	100%
12	Improvement work and Electrical work	District secretariat	396,492.72	396,492.72	100%	100%
13	Refreshment charge	District secretariat	19765.16	19765.16	100%	100%
14	Improvement work of Selvapuram Ladies Quarters	District secretariat	97167.15	97167.15	100%	100%
15	Ds Quarters improvement	Divisional Secretariat Puthukkudiyiruppu	1,000,000.00	996,400.00	100%	100%
<b>Total</b>			<b>10,000,000.00</b>	<b>9,996,400.00</b>	<b>100%</b>	<b>100%</b>

Rehabilitation and Improvement of Plant, Machinery & Equipment						
Head 267	Programme : 1	Project : 1	Sub Project : 0		Object Code : 2002	
S.No	Name of Work	Division	Allocation	Expenditure	Progress %	
					Financial	Physical
1	Annual rate for maintenance of Elevators	District secretariat	319,500.00	314,090.75	100%	100%
2	Service agreement(Equipment)	District secretariat	610,500.00	610,500.00	100%	100%
3	Store Software	Divisional Secretariat Puthukkudiyiruppu	70,000.0	67,500.00	100%	100%
<b>Total</b>			<b>1,000,000.00</b>	<b>992,090.75</b>	<b>100%</b>	<b>100%</b>

Vehicles						
Head 267	Programme : 1	Project : 1	Sub Project : 0		Object Code : 2003	
S.No	Name of Work	Division	Allocation	Expenditure	Progress %	
					Financial	Physical
1	Vehicle Suspension Work NP KQ-5411	District secretariat	472,453.15	472,453.15	100%	100%
2	Wind Screen NP KQ-5411	District secretariat	42,488.20	42,488.00	100%	100%
3	vehicle Repair NP Pc-3990	District secretariat	208,269.83	208,269.83	100%	100%
4	vehicle Repair NP PC -4175	District secretariat	169,928.83	169,928.83	100%	100%
5	Vehicle Start motor &changing. NP PC-3989	District secretariat	100,412.42	100,412.42	100%	100%
6	Vehicle Horne set NP KQ-5411	District secretariat	3,500.00	3,500.00	100%	100%
7	Vehicle A/C Repair NP PC -4176	District secretariat	33,950.00	33,950.00	100%	100%
8	vehicle Repair WP PA -3659	District secretariat	248,225.78	248,225.78	100%	100%

9	vehicle Repair WP PA-3659	District secretariat	189,148.99	189,148.99	100%	100%
10	vehicle Repair WP PA-3659	District secretariat	154,942.95	154,942.95	100%	100%
11	vehicle Repair NP NB-0227	District secretariat	283,567.54	283,567.54	100%	100%
12	vehicle Repair WP PA -3659	District secretariat	54,337.50	54,337.50	100%	100%
13	vehicle Repair NP KQ-5411	District secretariat	140204.74	140204.74	100%	100%
14	vehicle Repair NP NA-9226	District secretariat	79987.00	79987.00	100%	100%
15	Changing New battery NP GZ-6067	District secretariat	16000.00	16000.00	100%	100%
16	vehicle Repair NP KB -0929	District secretariat	115684.17	115641.48	100%	100%
17	vehicle Repair NP KB- 0929	District secretariat	5100.00	5100.00	100%	100%
18	vehicle Repair NP KB -0929	District secretariat	894018.90	894018.90	100%	100%
19	vehicle Repair NP KA -0929	District secretariat	51680.00	51680.00	100%	100%
20	DVD player reverse &front camera NP NB-0227	District secretariat	84000.00	84000.00	100%	100%
	Vehicle carpet &seat corer LN- 5029	District secretariat	14000.00	14000.00	100%	100%
	DVD player reverse &front camera NP NA- 9226	District secretariat	80000.00	80000.00	100%	100%
20	vehicle battery PE- 7572,252-9910,263- 5109	District secretariat	58100.00	58100.00	100%	100%
<b>Total</b>			<b>3,500,000.00</b>	<b>3,499,957.11</b>	<b>100%</b>	<b>100%</b>

Furniture & Office Equipment						
Head 267	Programme : 1	Project : 1	Sub Project : 0		Object Code : 2102	
S.No	Name of Work	Division	Allocation	Expenditure	Progress %	
					Financial	Physical
1	TV Antenna pipe and nail with nut	District secretariat	1,700.00	1,700.00	100%	100%
2	Foot table Stand	District secretariat	11,800.00	11,800.00	100%	100%
3	Finger print machine and fitting	District secretariat	41,000.00	41,000.00	100%	100%
4	UPS	District secretariat	4,900.00	4,900.00	100%	100%
5	Stationery file rack	District secretariat	490,000.00	490,000.00	100%	100%
6	Fan	District secretariat	5,100.00	5,100.00	100%	100%
7	Antenna pipe for Quarter's use	District secretariat	2,400.00	2,400.00	100%	100%
8	Inventory items	District secretariat	3,010.00	3,010.00	100%	100%
9	Calling bell	District secretariat	1,250.00	1,250.00	100%	100%
10	Conference hall curtain	District secretariat	647,960.00	647,960.00	100%	100%
11	Airport public chair and Lobby chair	District secretariat	336,246.75	327,500.00	100%	100%
12	Scanner	District secretariat	75,000.00	75,000.00	100%	100%
13	Public Audio System	District secretariat	669000.00	669000.00	100%	100%
14	Computer and laptop	District secretariat	168000.00	168000.00	100%	100%
15	Computer chair and Executive able	District secretariat	89905.00	89905.00	100%	100%
16	Computer table and cabinet	District secretariat	19895.00	19895.00	100%	100%
17	Multimedia projector and screen	District secretariat	18700.00	18700.00	100%	100%
18	Receiver	District secretariat	10950.00	10950.00	100%	100%
19	Dish Antenna connection	District secretariat	4400.00	4400.00	100%	100%
20	opal chair-151	divisional secretariat oddusuddan	184975.00	184975.00	100%	100%
21	executive chair-2	divisional secretariat oddusuddan	16234.00	16234.00	100%	100%
22	lobby chair-28	divisional secretariat oddusuddan	179424.00	179424.00	100%	100%
23	dining table-3	divisional secretariat oddusuddan	38100.00	38100.00	100%	100%
24	dinning chair-18	divisional secretariat oddusuddan	39600.00	39600.00	100%	100%
25	mattress double-1	divisional secretariat oddusuddan	15000.00	15000.00	100%	100%
26	bed double-1	divisional secretariat	16550.00	16550.00	100%	100%

		oddusuddan				
27	mattress single-10	divisional secretariat oddusuddan	50000.00	50000.00	100%	100%
28	bad single-10	divisional secretariat oddusuddan	60000.00	60000.00	100%	100%
29	tender box	divisional secretariat manthai east	3000.00	3000.00	100%	100%
30	class table & chair	divisional secretariat manthai east	95600.00	95600.00	100%	100%
31	dustbin (big)	divisional secretariat manthai east	11250.00	11250.00	100%	100%
32	bad metros chip board	divisional secretariat manthai east	233360.00	233360.00	100%	100%
33	voice record	divisional secretariat manthai east	4500.00	4500.00	100%	100%
34	table item	divisional secretariat manthai east	85200.00	85200.00	100%	100%
35	stage steps	divisional secretariat manthai east	11250.00	11250.00	100%	100%
36	library cabine	divisional secretariat manthai east	138000.00	138000.00	100%	100%
37	book self	divisional secretariat manthai east	11340.00	11340.00	100%	100%
38	steel bed	divisional secretariat-manthai east	6500.00	6500.00	100%	100%
39	Furinitures	divisional secretariat maritimepattu	479251.25	479251.25	100%	100%
40	soft set Christina	divisional secretariat maritimepattu	57999.00	57999.00	100%	100%
41	presser cooker	divisional secretariat maritimepattu	7200.00	7200.00	100%	100%
42	phone-slt	divisional secretariat maritimepattu	5230.00	5230.00	100%	100%
43	HP laser printer (office Equipment )	divisional secretariat maritimepattu	27800.00	27800.00	100%	100%
44	arches to sai hand	divisional secretariat maritimepattu	24600.00	24600.00	100%	100%
45	Purchasing Garden Hose Pipe-2	divisional secretariat ,Thunukkai	8400.00	8400.00	100%	100%
46	Purchasing Tender Box	divisional secretariat ,Thunukkai	6000.00	6000.00	100%	100%
47	Purchasing Helmet Stand	divisional secretariat ,Thunukkai	2500.00	2500.00	100%	100%
48	Purchasing Dinning table & conference chair	divisional secretariat ,Thunukkai	274650.00	274650.00	100%	100%
49	Stage steps charges	divisional secretariat ,Thunukkai	12000.00	12000.00	100%	100%
50	Purchasing furniture terms	divisional secretariat ,Thunukkai	124270.00	124270.00	100%	100%

51	purchasing stage	divisional secretariat ,Thunukkai	172000.00	172000.00	100%	100%
52	Glass Cabinet	Divisional Secretariat Puthukkudiyiruppu	43200.00	43200.00	100%	100%
53	Conference hall table	Divisional Secretariat Puthukkudiyiruppu	495000.00	495000.00	100%	100%
54	Summary quarters Furniture	Divisional Secretariat Puthukkudiyiruppu	48800.00	48800.00	100%	100%
55	Box cabinet	Divisional Secretariat Puthukkudiyiruppu	10000.00	10000.00	100%	100%
56	office Equipment	Divisional Secretariat ,welioya	10700.00	10700.00	100%	100%
57	Plastic Chair	Divisional Secretariat ,welioya	188360.00	188360.00	100%	100%
58	executive chair	Divisional Secretariat ,welioya	69040.00	68997.00	100%	100%
59	Wooden table	Divisional Secretariat ,welioya	331900.00	331900.00	100%	100%
<b>Total</b>			<b>6,200,000.00</b>	<b>6,191,210.25</b>	<b>100%</b>	<b>100%</b>

<b>Plant, Machinery &amp; Equipment</b>						
<b>Head 267</b>	<b>Programme : 1</b>	<b>Project : 1</b>	<b>Sub Project : 0</b>		<b>Object Code : 2103</b>	
<b>S.No</b>	<b>Name of Work</b>	<b>Division</b>	<b>Allocation</b>	<b>Expenditure</b>	<b>Progress %</b>	
					<b>Financial</b>	<b>Physical</b>
1	Suggestion box	District secretariat	8,000.00	8,000.00	100%	100%
2	Office equipment	District secretariat	479,450.00	479,450.00	100%	100%
3	Grass cutter mic items vacuum cleaner & double door.	District secretariat	86,499.00	86,499.00	100%	100%
4	Water filter.	District secretariat	39,800.00	39,800.00	100%	100%
5	Photo copier & printer.	District secretariat	656,500.00	656,500.00	100%	100%
6	Speakers for public audio.	District secretariat	65,600.00	65,600.00	100%	100%
7	Inventory software	District secretariat	99,500.00	99,500.00	100%	100%
8	Air conditioner	District secretariat		143,750.00	100%	100%

			147,026.45			
9	UPS	District secretariat	9,800.00	9,800.00	100%	100%
10	UPS	District secretariat	12,000.00	12,000.00	100%	100%
11	photo copy machine-2	divisional secretariat oddusuddan	218,500.00	218,500.00	100%	100%
12	laser printer-2	divisional secretariat oddusuddan	21,900.00	21,900.00	100%	100%
13	air conditioner-1	divisional secretariat oddusuddan	99000.00	99000.00	100%	100%
14	refrigerator-1	divisional secretariat oddusuddan	49931.00	49931.00	100%	100%
15	water pump-1	divisional secretariat oddusuddan	19090.00	19090.00	100%	100%
16	water pump-1	divisional secretariat oddusuddan	45500.00	45500.00	100%	100%
17	com.monitor-2	divisional secretariat oddusuddan	30000.00	30000.00	100%	100%
18	com.cpu-2	divisional secretariat oddusuddan	107100.00	107100.00	100%	100%
19	voice recorder-1	divisional secretariat oddusuddan	7500.00	7500.00	100%	100%
20	coconut scrapper & refrigerator	Divisional secretariat - manthai east	41900.00	41900.00	100%	100%
21	computer	divisional secretariat - manthai east	263700.00	263700.00	100%	100%
22	sound system	divisional secretariat - manthai east	152820.00	152820.00	100%	100%
23	RO plant 25L	divisional secretariat manthai east	68000.00	68000.00	100%	100%
24	multi-function	divisional secretariat - Mritimepattu	25500.00	25500.00	100%	100%
25	desk computers	divisional secretariat - Mritimepattu	211540.00	211540.00	100%	100%
26	desk computers	divisional secretariat - Mritimepattu	79480.00	79480.00	100%	100%
27	UPS(2)	divisional secretariat - Mritimepattu	16600.00	16600.00	100%	100%
28	Wireless amplifier	divisional secretariat - Mritimepattu	37990.00	37990.00	100%	100%
29	new connection electric 3 ways	divisional secretariat - Mritimepattu	54500.00	54500.00	100%	100%
30	wireless microphone	divisional secretariat - Mritimepattu	14900.00	14900.00	100%	100%
31	desk computer	divisional secretariat -	79480.00	79480.00	100%	100%

		Mritimepattu				
32	motor & equipments	divisional secretariat - Mritimepattu	35480.00	35480.00	100%	100%
33	UPS	divisional secretariat - Mritimepattu	25410.00	25410.00	100%	100%
34	Dish antenna	divisional secretariat - Mritimepattu	7500.00	7500.00	100%	100%
35	CCTV Camera connection	divisional secretariat ,Thunukkai	110040.00	110040.00	100%	100%
36	Purchasing Photo copier	divisional secretariat ,Thunukkai	120750.00	120750.00	100%	100%
37	Purchasing Desktop commuter and ups	divisional secretariat ,Thunukkai	236700.00	236700.00	100%	100%
38	Purchasing Double side laser printer	divisional secretariat ,Thunukkai	19500.00	19500.00	100%	100%
39	Purchasing LED TV	divisional secretariat ,Thunukkai	30900.00	30900.00	100%	100%
40	Purchasing Water filter	divisional secretariat ,Thunukkai	68000.00	68000.00	100%	100%
41	Purchasing Woofer set	divisional secretariat ,Thunukkai	5500.00	5500.00	100%	100%
42	Touch Screen	Divisional Secretariat Puthukkudiyiruppu	50000.00	50000.00	100%	100%
43	Computer set	Divisional Secretariat Puthukkudiyiruppu	441113.55	441113.55	100%	100%
44	Water Pump	Divisional Secretariat ,welioya	23,500.00	23,500.00	100%	100%
45	Air condition	Divisional Secretariat ,welioya	29000.00	29000.00	100%	100%
46	I Pad	Divisional Secretariat ,welioya	97000.00	95990.00	100%	100%
47	Printer	Divisional Secretariat ,welioya	94500.00	94500.00	100%	100%
48	Desk top computer	Divisional Secretariat ,welioya	195000.00	195000.00	100%	100%
49	Scanner	Divisional Secretariat ,welioya	145000.00	145000.00	100%	100%
50	UPS	Divisional Secretariat ,welioya	16000.00	16000.00	100%	100%
<b>Total</b>			<b>5,000,000.00</b>	<b>4,995,713.55</b>	<b>100%</b>	<b>100%</b>

<b>Rehabilitation and Improvement of Buildings &amp; Structures</b>						
<b>Head 267</b>	<b>Programme : 1</b>	<b>Project : 1</b>	<b>Sub Project : 0</b>		<b>Object Code : 2104</b>	
<b>S.No</b>	<b>Name of Work</b>	<b>Division</b>	<b>Allocation</b>	<b>Expenditure</b>	<b>Progress %</b>	
					<b>Financial</b>	<b>Physical</b>
1	Construction of cycle park and security hut	Divisional Secretariat, Oddusuddan.	1,990,120.0	1,889,815.00	100%	100%
2	Construction of Divisional Secretariat, Quarters	Divisional Secretariat, Mantahi East.	12,402,750.0	12,402,347.47	80%	100%
3	Construction of Vehicle Park	Divisional Secretariat, Maritampattu	3,215,704.8	3,215,390.25	100%	100%
4	Construction of Vehicle Park	Divisional Secretariat, Thunukkai	3,252,501.0	3,252,500.47	100%	100%
5	Construction of Vehicle Park	District, Secretariat, Mullaitivu	3,648,813.0	3,647,324.78	100%	100%
6	Construction of Chummier Quarters (10 rooms)	Divisional Secretariat, Maritampattu	15,322,000.0	15,321,944.13	98%	100%
7	Construction of Vehicle Park	Divisional Secretariat, Puthukudeyirupu	1,995,111.2	1,786,781.35	100%	100%
8	Construction of Boundary wall	Divisional Secretariat, Oddusuddan-Phase I	1,520,000.0	1,519,640.00	0%	100%
9	Construction of Boundary wall	Divisional Secretariat, Oddusuddan-Phase II	1,280,000.0	1,269,446.50	0%	100%
10	Construction of Boundary wall	Divisional Secretariat, Manthai east	1,985,000.0	1,984,360.60	0%	100%
11	Construction of Cycle Park and Boundary wall at Grade IV Quarters	Divisional Secretariat, Oddusuddan	2,845,000.0	2,843,411.80	0%	100%
12	Construction of Vehicle Park	Divisional Secretariat, Thunukkai	543,000.0	542,993.90	100%	100%
<b>Total</b>			<b>50,000,000.0</b>	<b>49,675,956.25</b>		

<b>Staff Training</b>						
Head 267	<b>Programme : 1</b>	<b>Project : 1</b>	<b>Sub Project : 0</b>		<b>Object Code : 2401</b>	
S.No	Name of Work	Division	Allocation	Expenditure	Progress %	
					Financial	Physical
1	Total Quality Management- Problem Solving Tools	District secretariat	35,740.000	35,740.00	100%	100%
2	Receptionist Training	District secretariat	12,120.000	12,120.00	100%	100%
3	Office Management	District secretariat	35,820.000	35,820.00	100%	100%
4	Information Technology	District secretariat	85,640.000	85,640.00	100%	100%
5	Letter Management System and Voucher Tracking System Training Programme	District secretariat	12,200.000	12,200.00	100%	100%
6	Productivity Training Programme (05 Groups)	District secretariat	45,050.000	45,050.00	100%	100%
7	Productivity Training Programme - Advance	District secretariat	6,000.000	6,000.00	100%	100%
8	Out Bound Training Programme (Adventure training)	District secretariat	326,454.60	326454.26	100%	100%
10	Electricity charge for training center	District secretariat	7,511.400	7511.40	100%	100%
11	Stationery for training programe	District secretariat	20,994.000	20994.00	100%	100%
12	Medicine items for training center.	District secretariat	2,470.000	2470.00	100%	100%
13	CPFA Annual Subscription	District secretariat	10,000.000	10000.00		
<b>Sub Total</b>			<b>600,000.000</b>	<b>599,999.66</b>		
	Programme : 1	Project : 2	Sub Project : 0			
Staff Training		All divisional Secretariat	700000.00	697299.00	<b>100%</b>	<b>100%</b>
<b>Sub Total</b>			<b>700000.00</b>	<b>697299.00</b>	<b>100%</b>	<b>100%</b>
<b>Total</b>			<b>1,300,000.000</b>	<b>1,297,298.66</b>	<b>100%</b>	<b>100%</b>

<b>Planning Branch</b>						
<b>S.No</b>	<b>Name of Work</b>	<b>Division</b>	<b>Allocation(Mn)</b>	<b>Expenditure</b>	<b>Progress %</b>	
					<b>Financial</b>	<b>Physical</b>
1	Implementation of Development Program of Ministry of Fisheries and Aquaculture Resource Development and Rural Economic	District secretariat	28.549	20.804	73%	100%
2	Implementation of Development Program of Ministry of Industries and Commerce (TFR)	District secretariat	285.362	97.438	34%	100%
3	Implementation of Gramasakthy Program	District secretariat	18	17.99	100%	100%
4	Implementation of Lagging Region Development Program	District secretariat	45.7	0.164	0%	100%
5	Implementation of DCB Program	District secretariat	29.763	22.84	77%	100%
6	Implementation of Development Program of ONUR	District secretariat	140.33	71.052	51%	100%
7	Implementation of RIDSP Program	District secretariat	82.51	68.863	83%	100%
8	Implementation of Development Programs of Ministry of National Unity and Co.Existance	District secretariat	70.8	12.708	18%	100%
9	Implementation of Development Program of Ministry of National Integration Reconciliation & Official Languages	District secretariat	10	0.382	4%	100%
10	Implementation of Development Program of Resettlement Ministry	District secretariat	600.557	421.54	70%	100%
11	Implementation of Gamperliya Program	District secretariat	138.4	51.279	37%	100%
<b>Total</b>			<b>1449.971</b>	<b>785.06</b>	<b>54%</b>	<b>100%</b>

## 5.5 Annual Accounts Reports 2018

### Details of the Payments made under the Line Ministries and Other Department

#### District Secretariat - Mullaitivu

December -2018

Cod e	Details	Provision (Rs)	Total Expenditure (Rs)	Savings (Rs)
1	Presidential Secretariat	20,549,800.00	20,175,552.32	374,247.68
2	Prime Minister' s Office	179,750.00	176,400.00	3,350.00
101	Ministry of Buddhasasana	6,088,833.01	3,794,976.32	2,293,856.69
104	Ministry of National Policies and Economic Affairs	309,640,735.87	198,673,043.61	110,967,692.26
106	Ministry of Irrigation and Water Resources & Disaster Management	143,324,693.00	134,951,376.70	8,373,316.30
110	Ministry of Justice	2,099,500.00	1,861,000.00	238,500.00
118	Ministry of Agriculture	17,213,000.00	3,084,109.79	14,128,890.21
120	Ministry of Women and Child Affairs	38,460,771.15	36,566,764.16	1,894,006.99
121	Ministry of Internal and Home Affairs and Provincial Councils and Local Government	99,409,271.84	92,769,993.69	6,639,278.15
122	Land Commissioner General' s Department	452,916.00	438,888.00	14,028.00
124	Ministry of Social Empowerment ,Welfare and Kandyan Heritage	145,238,700.00	140,569,180.00	4,669,520.00
130	National Productivity Secretariat	286,377.24	269,787.20	16,590.04
136	Ministry of Sports	1,000,000.00	769,633.06	230,366.94
145	Ministry of Resettlement, Rehabilitation, Northern Development and Hindu Religious Affairs	600,557,692.44	421,547,282.18	179,010,410.26
148	Ministry of Youth Affairs, Project Management and Southern Development	45,700,000.00	164,327.00	45,535,673.00
149	Ministry of Industry and Commerce	285,362,500.00	97,438,740.16	187,923,759.84
151	Ministry of Fisheries & Aquatic Resources Development and Rural Economic Affairs	28,549,657.45	20,804,034.83	7,745,622.62
154	Ministry of Fisheries & Aquatic Resources Development and Rural Economy	17,297,876.38	15,695,959.93	1,601,916.45
157	Ministry of National Integration, Reconciliation and Official Languages	1,247,488.00	756,576.00	490,912.00

163	Ministry of Internal Affairs & Wayamba Development	210,000.00	170,090.30	39,909.70
165	Ministry of National Integration , Reconciliation and Official Languages	228,289,398.69	100,926,484.96	127,362,913.73
182	Ministry of Labour, Foreign Employment & Petroleum Resources Development	5,367,543.00	4,795,355.19	572,187.81
194	Ministry of Telecommunication, Digital Infrastructure and Foreign Employment	708,550.00	480,364.40	228,185.60
196	Ministry of Science, Technology and Research	1,515,047.00	1,506,253.50	8,793.50
201	Department of Buddhist Affairs	789,520.00	743,820.00	45,700.00
206	Department of Cultural Affairs	747,000.00	720,582.85	26,417.15
216	Department of Social Services	2,268,528.00	1,913,040.32	355,487.68
217	Department of Probation & Child Care Services	2,672,400.00	2,474,480.04	197,919.96
219	Department of Sports Development	311,735.00	261,715.00	50,020.00
227	Department For Registration of Persons	4,545,000.00	4,084,489.92	460,510.08
252	Department of Census & Statistics	626,716.70	437,794.15	188,922.55
253	Department of Pensions	2,027,714.78	1,327,235.83	700,478.95
254	Registrar General Department	300,000.00	293,625.00	6,375.00
267	District Secretariat Mullaitivu	275,200,000.00	262,966,130.53	12,233,869.47
284	Department of Wildlife Conservation	273,290.00	273,290.00	-
307	Department of Motor Traffic	163,000.00	143,274.15	19,725.85
326	Department of Community Based Corrections	80,000.00	72,346.75	7,653.25
327	Department of Land Use Policy Planning	708,500.00	682,488.00	26,012.00
328	Department of Manpower and Employment	207,820.00	192,838.31	14,981.69
<b>TOTAL</b>		<b>2,289,671,325.55</b>	<b>1,574,973,324.15</b>	<b>714,698,001.40</b>



**Statement of Financial Position**  
As at 31<sup>st</sup> December- 2018

	Note	Actual	
		2018 Rs	2017 Rs
<b><u>Non Financial Assets</u></b>			
Property, Plant & Equipment	ACA-6	1,009,232,766.32	624,168,830.00
<b><u>Financial Assets</u></b>			
Advance Accounts	ACA-5/5(a)	37,191,303.09	41,975,197.09
Cash & Cash Equivalents	ACA-3	-	-
<b>Total Assets</b>		<b>1,046,424,069.41</b>	<b>666,144,027.09</b>
<b><u>Net Assets / Equity</u></b>			
Net Worth to Treasury		(23,373,731.66)	(14,013,453.91)
Property, Plant & Equipment Reserve Rent and Work Advance Reserve	ACA-5(b)	1,009,232,766.32	624,168,830.00
<b><u>Current Liabilities</u></b>			
Deposits Accounts	ACA-4	60,565,034.75	55,988,651.00
Imprest Balance	ACA-3	-	-
<b>Total Liabilities</b>		<b>1,046,424,069.41</b>	<b>666,144,027.09</b>

Detail Accounting Statements in ACA format Nos. 1 to 6 presented in pages from 5 to 51 and Notes to accounts presented in pages from 52 to 59 form and integral parts of these Financial Statements. The Financial Statements have been prepared in complying with the Generally Accepted Accounting Principles whereas most appropriate Accounting Policies are used as disclosed in the Notes to the Financial Statements and hereby certify that figures in these Financial Statements, Notes to accounts and other relevant accounts were reconciled with the Treasury Books of Accounts and found to in agreement.

**Statement of Cash Flows**  
**for the Period ended 31<sup>st</sup> December-2018**

	Actual	
	2018	2017
<b><u>Cash Flows from Operating Activities</u></b>		
Total Tax Receipts	-	-
Fees, Fines, Penalties and Licenses	-	-
Profit	-	2,000,574,000.00
Non Revenue Receipts	1,567,834,313.39	457,489,702.00
<b>Total Cash generated from Operations (a)</b>	<b>1,567,834,313.39</b>	<b>2,458,063,702.00</b>
<b><u>Less - Cash disbursed for:</u></b>		
Personal Emoluments & Operating Payments	196,019,994.97	180,293,682.00
Subsidies & Transfer Payments	478,043.38	350,700.00
Personal Emoluments & Operating Payments - Other ministry/department	312,655,730.46	
Finance Costs - Imprest Settlement to Treasury	-	-
<b>Total Cash disbursed for Operations (b)</b>	<b>509,153,768.81</b>	<b>180,644,382.00</b>
<b>NET CASH FLOW FROM OPERATING ACTIVITIES(C)=(a)-( b)</b>	<b>1,058,680,544.58</b>	<b>2,277,419,320.00</b>
<b><u>Cash Flows from Investing Activities</u></b>		
Interest	-	-
Dividends	-	-
Divestiture Proceeds & Sale of Physical Assets	-	-
Recoveries from On Lending	15,958,085.00	-
<b>Total Cash generated from Investing Activities (d)</b>	<b>15,958,085.00</b>	<b>-</b>
<b><u>Less - Cash disbursed for:</u></b>		
Purchase or Construction of Physical Assets & Acquisition of	65,888,422.18	119,352,917.00
Payments on Advanced account activities	13,975,128.00	
Other Investment - Other ministry/department	999,351,463.16	
<b>Total Cash disbursed for Investing Activities (e)</b>	<b>1,079,215,013.34</b>	<b>119,352,917.00</b>
<b>NET CASH FLOW FROM INVESTING ACTIVITIES( F)=(d)-(e)</b>	<b>(1,063,256,928.34)</b>	<b>(119,352,917.00)</b>
<b>NET CASH FLOWS FROM OPERATING &amp; INVESTMENT ACTIVITIES (g)=( c) + (f)</b>	<b>(4,576,383.76)</b>	<b>2,158,066,403.00</b>
<b><u>Cash Flows from Financing Activities</u></b>		
Local Borrowings	-	-
Foreign Borrowings	-	-
Grants Received	-	-
<b>Total Cash generated from Financing Activities (h)</b>	<b>-</b>	<b>-</b>
<b><u>Less - Cash disbursed for:</u></b>		
Repayment of Local Borrowings	-	-
Repayment of Foreign Borrowings	-	-
Change in Deposit Accounts and Other Liabilities	(4,576,383.76)	-
<b>Total Cash disbursed for Financing Activities (i)</b>	<b>(4,576,383.76)</b>	<b>-</b>
<b>NET CASH FLOW FROM FINANCING ACTIVITIES (J)=(h)-(i)</b>	<b>4,576,383.76</b>	<b>-</b>
<b>Net Movement in Cash (k) = (g) -(j)</b>	<b>0.00</b>	<b>2,158,066,403.00</b>
<b>Opening Cash Balance as at 01<sup>st</sup> January</b>	<b>-</b>	<b>-</b>
<b>Closing Cash Balance as at 31<sup>st</sup> December</b>	<b>-</b>	<b>-</b>

**Revenue Report 2018**  
**District Secretariat,**  
**Mullaitivu**

Head	Jan	Feb	Mar	Apr	May	June	July	Aug	Sep	Oct	Nov	Dec	Total
10.03.07.02	405,050.00	518,750.00	468,600.00	358,250.00	352,750.00	286,900.00	334,850.00	315,350.00	316,100.00	310,450.00	334,350.00	340,900.00	4,342,300.00
10.03.07.03	12,609.00	12,286.50	9,981.54	10,956.00	6,415.50	9,421.50	12,180.62	7,849.54	6,824.54	9,361.50	7,808.00	6,334.00	112,028.24
10.03.07.05		1,000.00	11,000.00		6,000.00	4,000.00	10,000.00	5,000.00		4,000.00		16,000.00	57,000.00
10.03.07.99				12,420.00	20,424.00	0.00	0.00				4,140.00		36,984.00
20.02.01.01	61,149.00	76,548.75	133,266.13	84,913.65	102,476.10	91,741.15	128,938.23	99,154.92	82,852.67	99,280.67	92,831.12	120,033.37	1,173,185.76
20.02.02.99	170,251.26	167,856.58	162,608.18	160,680.78	158,951.10	158,693.87	169,626.03	143,138.61	161,708.78	164,977.50	170,213.64	170,798.53	1,959,504.86
20.03.01.00						0.00							0.00
20.03.02.03	9,750.00	14,500.00	12,750.00	23,250.00	15,000.00	22,000.00	22,750.00	14,000.00	63,700.00	90,450.00	74,300.00	118,250.00	480,700.00
20.03.02.06	300.00	1,000.00	100.00	2,250.00	1,150.00	3,500.00	5,800.00	7,650.00	300.00	1,750.00	850.00	2,450.00	27,100.00
20.03.02.07						0.00							0.00
20.03.02.13					23,000.00	3,750.00	1,500.00	3,350.00			1,200.00		32,800.00
20.03.02.14	918,080.00	770,310.00	1,001,980.00	969,655.00	915,950.00	1,023,850.00	790,310.00	1,004,750.00	931,155.00	879,180.00	603,290.00	881,780.00	10,690,290.00
20.03.02.99							600.00	20,494.22			0.00		21,094.22
20.03.04.00											0.00		0.00
20.03.99.00	25,751.20	32,267.00	20,557.00	1,248,722.01	116,225.50	501,050.14	645,047.00	52,216.00	111,345.40	38,199.50	176,989.50	270,343.00	3,238,713.25
20.04.01.00	788,012.02	782,975.76	787,778.93	776,962.71	776,150.99	781,522.11	763,280.27	772,522.99	765,202.91	874,049.09	820,368.71	842,139.57	9,530,966.06
20.06.02.00						10,700.00	9,840.00				0.00		20,540.00
Total	2,390,952.48	2,377,494.59	2,608,621.78	3,648,060.15	2,494,493.19	2,897,128.77	2,894,722.15	2,445,476.28	2,439,189.30	2,471,698.26	2,286,340.97	2,769,028.47	29,436,865.42

## Summary of Expenditure by Programme for the period ended 31st December 2018

Expenditure Head No :267

Ministry / Department / District Secretariat :Mullaitivu

Programme Number given in Annual Estimates	Title of the Expenditure	Annual Budget Provision  (1)	Supplementary Estimate Provision  (2)	FR 66/69 Transfers  (3)	Total Net Provision  (4)=(1)+(2)+(3)	Total Expenditure  (5)	Net Effect Savings / (Excesses)  (6)=(4)-(5)
Programme (1)	(1) Recurrent	57,850,000.00	-	(234,440.00)	57,615,560.00	57,322,689.55	292,870.45
	(2) Capital	76,300,000.00	-	-	76,300,000.00	65,191,123.18	11,108,876.82
	<b>Sub Total</b>	<b>134,150,000.00</b>	-	<b>(234,440.00)</b>	<b>133,915,560.00</b>	<b>122,513,812.73</b>	<b>11,401,747.27</b>
Programme (2)	(1) Recurrent	137,150,000.00	3,200,000.00	234,440.00	140,584,440.00	139,755,018.80	829,421.20
	(2) Capital	700,000.00	-	-	700,000.00	697,299.00	2,701.00
	<b>Sub Total</b>	<b>137,850,000.00</b>	<b>3,200,000.00</b>	<b>234,440.00</b>	<b>141,284,440.00</b>	<b>140,452,317.80</b>	<b>832,122.20</b>
	<b>Grand Total</b>	<b>272,000,000.00</b>	<b>3,200,000.00</b>	<b>-</b>	<b>275,200,000.00</b>	<b>262,966,130.53</b>	<b>12,233,869.47</b>

## Statement of Expenditure by Programme

Expenditure Head No :267

Ministry / Department / District Secretariat :Mullaitivu

Rs.

Expenditure Code	Programme (1)				Expenditure (5)	Total Expenditure (11)=(5)+(10)
	Provisions			Total Net Provision (4)=(1)+(2)+(3)		
	Annual Budget Provision (1)	Supplementary Estimate Provision (2)	FR 66/69 Transfers (3)			
<b><i>Recurrent Expenditure</i></b>						
<b><u>Personal Emoluments</u></b>						
1001 - Salaries & Wages	92,500,000.00	1,800,000.00	(300,000.00)	94,000,000.00	93,606,934.25	93,606,934.25
1002 - Overtime & Holiday Payments	5,500,000.00		240,000.00	5,740,000.00	5,607,397.69	5,607,397.69
1003 - Other Allowances	41,500,000.00	1,400,000.00	300,000.00	43,200,000.00	42,954,019.93	42,954,019.93
<b><u>Travelling Expenditure</u></b>				-		-
1101 - Domestic	3,450,000.00		390,000.00	3,840,000.00	3,839,116.19	3,839,116.19
1102 - Foreign				-		-
<b><u>Supplies</u></b>				-		-
1201 - Stationery & Office Requisites	6,750,000.00		(1,160,000.00)	5,590,000.00	5,589,992.75	5,589,992.75
1202 - Fuel	5,100,000.00		175,000.00	5,275,000.00	5,194,218.71	5,194,218.71
1203 - Diets & Uniforms	300,000.00		(167,430.00)	132,570.00	130,000.00	130,000.00
1204 - Medical Supplies				-		-

1205 - Other				-		-
<b><u>Maintenance Expenditure</u></b>				-		-
1301 - Vehicles	4,950,000.00		157,000.00	5,107,000.00	5,100,308.02	5,100,308.02
1302 - Plant and Machinery	1,800,000.00		(500,000.00)	1,300,000.00	1,294,467.07	1,294,467.07
1303 - Building and Structures	3,700,000.00		650,000.00	4,350,000.00	4,240,469.24	4,240,469.24
<b><u>Services</u></b>				-		-
1401 - Transport	1,500,000.00		315,430.00	1,815,430.00	1,815,430.00	1,815,430.00
1402 - Postal & Communication	3,400,000.00		(150,000.00)	3,250,000.00	3,193,194.53	3,193,194.53
1403 - Electricity & Water	5,800,000.00		1,070,000.00	6,870,000.00	6,793,001.55	6,793,001.55
1404 - Rents & Local Taxes				-		-
1405 - Other				-		-
1406 - Interest Payment for Leased vehicles				-		-
1408 - Lease Rental for Vehicles Procured under Operational Leasing				-		-
1409 - Other	18,250,000.00		(1,005,000.00)	17,245,000.00	17,241,115.04	17,241,115.04
<b><u>Transfers</u></b>				-		-
1501 - Welfare Programmes				-		-
1502 - Retirement Benefits				-		-
1503 - Public Institutions				-		-
1504 - Development Subsidies				-		-
1505 - Subscriptions and Contributions fees				-		-

1506 - Property Loan Interest to Public Servants	500,000.00		(15,000.00)	485,000.00	478,043.38	478,043.38
1507 - Contribution to Provincial Councils				-		-
1508 - Other				-		-
1509 - Contribution to Contingencies Fund				-		-
<b><u>Interest Payment</u></b>				-		-
1601 - Domestic Debt				-		-
1602 - Foreign Debt				-		-
1603 - Discounts on Treasury Bills and Treasury Bonds				-		-
<b><u>Other Recurrent Expenditure</u></b>				-		-
1701 - Losses & Write off				-		-
1702 - Contingency Services				-		-
1703 - Implementation of the Official Languages Policy				-		-
<b>Grand Total</b>	<b>195,000,000.00</b>	<b>3,200,000.00</b>	<b>-</b>	<b>198,200,000.00</b>	<b>197,077,708.35</b>	<b>197,077,708.35</b>
<b><i>Capital Expenditure</i></b>						-
<b><u>Rehabilitation &amp; Improvements of Capital Assets</u></b>						-
2001 - Building & Structures	10,000,000.00	-		10,000,000.00	9,996,400.00	9,996,400.00
2002 - Plant, Machinery & Equipment	1,000,000.00			1,000,000.00	992,070.75	992,070.75
2003 - Vehicles	3,500,000.00			3,500,000.00	3,499,957.11	3,499,957.11
<b><u>Acquisition of Capital Assets</u></b>				-		-
2101 - Vehicles						-

2102 - Furniture & Office Equipment	6,200,000.00		6,200,000.00	6,191,210.25	6,191,210.25
2103 - Plant, Machinery & Equipment	5,000,000.00		5,000,000.00	4,995,713.55	4,995,713.55
2104 - Buildings & Structures	50,000,000.00		50,000,000.00	38,915,771.86	38,915,771.86
2105 - Lands & Land Improvements			-		-
2106 - Software Development			-		-
2108 - Capital Payment for Leased Vehicles			-		-
<b><u>Capital Transfers</u></b>			-		-
2201 - Public Institutions			-		-
2202 - Development Assistance			-		-
2203 - Contribution to Provincial Councils			-		-
2204 - Transfers Abroad			-		-
2205 - Capital Grants to Non-Public Institution			-		-
<b><u>Acquisition of Financial Assets</u></b>			-		-
2301 - Equity Contribution			-		-
2302 - On-Lending			-		-
<b><u>Capacity Building</u></b>			-		-
2401 - Staff Training	1,300,000.00		1,300,000.00	1,297,298.66	1,297,298.66
<b><u>Other Capital Expenditure</u></b>			-		-
2501 Restructuring			-		-
2502 Investments			-		-

2503 Contingency Services				-		-
2504 Contribution to Provincial Councils				-		-
2505 - Procurement Preparedness				-		-
2506 - Infrastructure Development				-		-
2507 - Research and Development				-		-
2509 - Other				-		-
<b>Grand Total</b>	<b>77,000,000.00</b>	<b>-</b>	<b>-</b>	<b>77,000,000.00</b>	<b>65,888,422.18</b>	<b>65,888,422.18</b>
<b>Total Recurrent &amp; Capital Expenditure</b>	<b>272,000,000.00</b>	<b>3,200,000.00</b>	<b>-</b>	<b>275,200,000.00</b>	<b>262,966,130.53</b>	<b>262,966,130.53</b>

### Imprest Account as at 31<sup>st</sup> December 2018

Ministry / Department / District Secretariat  
:Mullaitivu  
Expenditure Head No. :267

Imprest Account No.	Imprest Balance as at 1 <sup>st</sup> January 2018			Imprest Received			Imprest Settlement			Rs.
	1			2			3			5
	Unsettled Sub Imprests	Unsettled Imprests (Excluding Unsettled Sub Imprests)	Total	Treasury	Other Sources	Total	Expenditure	Cash	Total	
1(i)	1(ii)	1(iii)	2(i)	2(ii)	2(iii)	3(i)	3(ii)	3(iii)		
0285/18	-	-	-	1,536,131,647.00	301,747,838.06	1,837,879,485.06	1,837,879,485.06	-	1,837,879,485.06	

### Statement of Deposit Accounts as at 31<sup>st</sup> December 2018

Expenditure Head No :267

Ministry / Department / District Secretariat :Mullaitivu

Rs.

Name of Deposit Accounts	Deposit Number	Balance as at 1 <sup>st</sup> January 2018	Credited during the year	Debited during the year	Balance as at 31 <sup>st</sup> December 2018	Balance as per Treasury Book as at 31 <sup>st</sup> December 2018
Security Deposits	6000-0-0-1-96	1,799,081.83	1,745,285.87	3,497,926.04	46,441.66	46,441.66
Tender Deposits	6000-0-0-2-135	619,870.00		374,870.00	245,000.00	245,000.00
Corporation & Funds	6000-0-0-4-.....					
Institutions taken over by Government	6000-0-0-5-.....					
Funds	6000-0-0-6-.....					
Surplus Funds	6000-0-0-7-.....					
Depreciation Reserves	6000-0-0-8-.....					
Temporary Borrowings	6000-0-0-9-.....					
Grant ( Foreign)	6000-0-0-10-.....					
Allocation Deposits	6000-0-0-11-.....					

Contingency Funds	6000-0-0-12-.....					
Deposits Temporary Retained Payble to Third Parties	6000-0-0-13-89	17,496,068.03	228,770,883.38	223,781,932.10	22,485,019.31	22,485,019.31
Revenue Transfer to Provincial Councils	6000-0-0-14-16	31,900.00	26,673,760.00	26,707,968.59	(2,308.59)	(2,308.59)
Retention Money for Construction	6000-0-0-16-83	32,535,087.04	25,135,171.62	22,702,655.87	34,967,602.79	34,967,602.79
Compensation	6000-0-0-17-24					
Temporary Retention for Statutory Payments	6000-0-0-18-87	3,255,174.09	1,387,961.10	1,830,845.61	2,812,289.58	2,812,289.58
Grant (Domestic)- Corporative Social Responsibility	6000-0-0-19-.....					
Funds Received for Reimburesement of Expenditure	6000-0-0-20-13	251,470.00	884,968.84	1,125,448.84	10,990.00	10,990.00
		<b>55,988,650.99</b>	<b>284,598,030.81</b>	<b>280,021,647.05</b>	<b>60,565,034.75</b>	<b>60,565,034.75</b>

Advance Accounts as at 31<sup>st</sup> December 2018

Expenditure Head No :267

Ministry / Department / District Secretariat :Mullaitivu

Rs.

Name of Advance Account	Advance Account Number	No. of Advance Accounts	Balance as at 1 <sup>st</sup> January 2018 (1)	Maximum Limits of Expenditure Rs.18,000,000		Minimum Limits of Receipts Rs.11,000,000		Maximum Limits of Debit Balance Rs.54,000,000	Maximum Limits of Liabilities Rs.....	Balance as per Treasury Books as at 31 <sup>st</sup> December .2018
				Debits during the year		Credits during the year		Balance as 4=(1)+(2)-(3)		
				(2)		(3)				
				In Cash	Through Cross Entries	In Cash	Through Cross Entries			
(1) Advance to Public Officers	267011		41,975,197.09	8,238,310.00	1,063,668.00	12,161,587.00	1,924,285.00	37,191,303.09		37,191,303.09
(2) Other Advances										
(3) Miscellaneous Advances										