

Content

| | |
|---|-----------|
| Message of the Govt. Agent / District Secretary..... | 01 |
| 1 Introduction of the District Secretariat..... | 02 |
| 1.1 Vision and Mission..... | 02 |
| 1.2 Objectives of District Secretariat..... | 03 |
| 1.3 Function of District Secretariat..... | 04 |
| | |
| 2 Introduction of the District..... | 5 |
| 2.1 Boundaries of the district..... | 5 |
| 2.2 Economic Background of Matara district..... | 7 |
| 2.3 Natural Resources of Matara district..... | 8 |
| 2.4 School System of the District..... | 10 |
| 2.5 Population information of the district..... | 10 |
| 2.6 Rainfal petern of the district..... | 11 |
| 2.7 Basic Statistics information of the district..... | 12 |
| | |
| 3 Organizational Structure and Approved Cadre..... | 12 |
| 3.1 Organizational structure..... | 12 |
| 3.2 Details of the staff..... | 14 |
| | |
| 4 Performance..... | 16 |
| 4.1 Progress of General Administration Activities..... | 16 |
| 4.1.1 Activities of Grama Niladaries..... | 16 |
| 4.1.2 Duties of Internal Audit..... | 16 |
| 4.1.3 Consumer Affairs..... | 17 |
| 4.1.4 Revenue collection activities..... | 18 |
| 4.1.5 Human Resource Development and Career Guidance activities..... | 18 |
| 4.1.6 Productivity Promotion activities..... | 20 |
| 4.1.7 Media and Information activities..... | 21 |
| 4.1.8 Affairs of Explosive Division..... | 22 |
| 4.1.9 Registration of persons and lands..... | 23 |
| 4.1.10 Disaster Management Activities..... | 25 |
| 4.1.11 Activities of Disaster Relief Service Center..... | 28 |
| 4.1.12 Activities of Environment Division..... | 31 |
| 4.1.13 Activities of National Language..... | 31 |
| 4.1.14 Activities of Motor Traffic Division..... | 33 |
| 4.1.15 Investigation affairs..... | 34 |
| 4.1.16 Details of pensioners..... | 35 |

| | | |
|--------------|---|-----------|
| 4.2 | Progress of Social Servicers and Cultural..... | 38 |
| 4.2.1 | Cultural and Religious activities..... | 38 |
| 4.2.2 | Early Childhood development activities..... | 40 |
| 4.2.3 | Social Service activities..... | 41 |
| 4.2.4 | Social Security Activities..... | 43 |
| 4.2.5 | Counseling service activities..... | 43 |
| 4.2.6 | District Sport Activities..... | 45 |
| 4.2.7 | District Women affairs..... | 45 |
| 4.2.8 | Probation and child protection service..... | 47 |
| | | |
| 4.3 | Progress of Development Activities..... | 48 |
| 4.3.1 | Development projects carried out under expenditure head of District Secretariat..... | 48 |
| 4.3.2 | Expenditure details of Line Ministries and Departments..... | 52 |
| 4.3.3 | Development projects done under the Ministry of Economic Development..... | 57 |
| 4.3.4 | Activities of Divineguma National Programme..... | 66 |
| 4.3.5 | Progress of Small Enterprise Development Division..... | 72 |
| 4.3.6 | Performance of District Agriculture Division..... | 76 |
| 4.3.7 | National fertilizer Secretariat..... | 78 |
| | | |
| 5 | Annual Accounts..... | 79 |
| 5.1 | Appropriation Account..... | 79 |
| 5.2 | Public Officers Advance Account B..... | 89 |
| 5.3 | General Deposit Account..... | 90 |

Message From District Secretary



As the chief administrative officer in the district, it is my prior duty to make and implement policy plans for the socio economic and cultural development of Matara district and provide utmost benefits through them. I highly appreciate this opportunity in issuing the message for this report which reviews the progress of services provided for the people and planning of services to be provided within the year 2018 in that attempt.

Government has launched many projects through District Secretariat and Divisional Secretariats in order to uplift the living standard of low income families and provide them various services. It is a significant feature in the implementation of state policies. By making general public aware of the performance of such development activities and through confirmation of their trust towards state policies and management strategies maximum contribution of people could be obtained for the whole development process.

This report includes the performance of District Secretariat, 16 Divisional Secretariats, 650 Grama Niladaries offices and other line ministries in the process of utilizing financial resources allocated within the year 2017 according to the budget.

I convey my sincere thanks to the Secretary to Ministry of Home Affairs for giving necessary guidance to prepare this report and Mr. Chandana Mirissage – Chief Accountant and all other staff officers of District Secretariat of Matara for preparing this report.

Pradeep Rathnayake
District Secretary / Govt. Agent
Matara.
2018.05.15

Performance Report and Accounts of District Secretariat of Matara for the Year 2017

1. Introduction to the District Secretariat

Matara District Secretariat which is an attractive administrative centre by the side of Nilwala river consists of 16 Divisional Secretariats and 650 Grama Niladari divisions.

1.1 Vision and Mision

Vision

To direct the district of Matara towards excellence through an efficient and effective service which brings satisfaction to the public.

Mission

To create a public friendly administrative mechanism and sustainable development in Matara district through strategic management of human, physical and financial resources in accordance with the

1.2 Objectives

- ❖ Maintaining an efficient and effective District Administrative System.
- ❖ Securing Provision of efficient public service so that the satisfaction of general public could be increased.
- ❖ Establishing in public service a code of ethics consisting result orientation, attitudes, responsibilities, careful use of resources, impartiality, transparency etc.
- ❖ Implementing policies related to the human resources management in public sector
- ❖ Implementing schemes related to the policies on pension of public servants.

- ❖ Organizing Programmes and projects done by different Ministries, Departments Boards and Authorities operating in the district upgrading welfare and development of the people in the district acting as a co-coordinator in financial and non financial resources and follow up.
- ❖ Achieving different type of economic, social and cultural requirements of people living within the district through District Secretariat and 16 Divisional Secretariats.
- ❖ Acting as the government agent of the district collect and integrate the accurate, needy information at rural and divisional level and supply them to various Ministries , Departments and non government organizations in order to make correct decisions.
- ❖ Through District Secretariat and Divisional Secretariats collect due revenue of different government Departments and refer them to the treasury
- ❖ In case of sudden disasters such as floods, Cyclone, drought or tsunami supply quick relief and aid to people and rehabilitate their living condition.

1.3 Activities

- ❖ Acting as the head of the District Defense Committee secure the safety of the people living within the territory of the district.
- ❖ Acting as the head of organizing cultural , religious and other state functions in the district
- ❖ Implementation of decentralized budget, organization, implementation and supervision of development purposes in the district acting as the Secretary of District coordinating Committee and District Development Committee.
- ❖ Acting as the chief of divisional administrative purposes with 16 Divisional Secretaries and take measures in order to increase its efficiency.
- ❖ Using novel information technology and motivate the staff for that in order to increase the productivity and quality of administration purposes.
- ❖ As the deputy head of all ministries and Departments involve in Co-coordinating purposes so that objectives, aims and functions of such institutions are fulfilled.
- ❖ Take necessary measures to hold fair and impartial elections acting as the representative of the Commissioner of elections in elections of all types such as Presidential election, Parliamentary election, Provincial Council election and Local Government election.
- ❖ Take necessary measures needed for the motivation and capacity development of staff of District Secretariat as well as Divisional Secretariats.

- ❖ On behalf of Accounting Officers of various Ministries, Departments, Corporations and Boards to collect, accounting and transfer their revenue to the Treasury and making aware such Accounting Officers.
- ❖ In various disastrous situations like tsunami, droughts and floods, to organize, implement, supervise and follow up disaster management purposes acting as the agent of the government and take measures to restore lives of the affected.
- ❖ Develop assess management systems by supervising local and foreign funded projects.

2. Introduction to the District

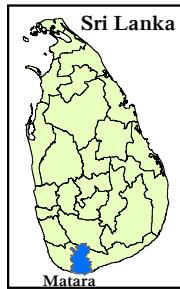
2.1. Boundaries of the Matara District

Matara district which is situated near Nilwala river close to sea is in between Galle and Hambantota districts in Ruhuna. It possesses an attractive land containing in extent 1282.5 Sq. km. or 128,250 hectare. Matara district falls in between 5.8 - 6.4 North Latitude and 80.4 - 80.7 East Longitude. Matara district has wet climate while it has a mean rainfall of 2564.9 mm. and temperature of 29.1C⁰.

1.96% of total land extent of Sri Lanka is belonged to our district and it is 23.14% of land extent belonged to southern province. The elevation from the coast up to 3880 feet (Kukulugala 3880). The Sinharaja which has been a world heritage is consisted of attractive water falls.

Matara district is bounded on the South by attractive belt of sea, North by Divisional Secretariat divisions of Kolonna, Kalawana in Ratnapura district, West by Divisional Secretariat divisions of Habaraduwa, Imaduwa, Yakkalamulla, Thawalama, Neluwa in Galle district and East by Divisional Secretariat divisions of Okewela, Beliatte, Katuwana in Hambantota district.

Situation of Matara district



Source: Statistic Division, Matara

Map scale 1:300,000
0 1.25 2.5 5 7.5 10 Km

2.2 Economic background of Matara District.

When considered the economic background of Matara District tea plantation has acquired a sectional development as a major commercial crop and tea factories set up related to the plantation. The land extent used for tea plantation is 23177 hectare. Minimum male female percentage and minimum unemployment and social background also show this matter.

Almost all the coconut estates have been used for the construction of residencies and for other development activities. But still we have certain extents of coconut lands in small lands and as home garden cultivation. Rubber plantation and related industries can also be seen in small extent. In addition, people living in area like Mulatiyana, Kamburupitiya, Hakmana and Pasgoda have made their economy through cinnamon cultivation and there are a number of entrepreneurs in Matara District who export cinomon. Vegetable and fruit cultivation in the district is done using traditional methods as usual. Divisional Secretariats of Welipitiya, Hakmana and Weligama are the leading divisions of vegetable cultivation.

When considered the future of the field of industries, it is more useful to set up places of packing, processing and manufacture close to the places of raw materials. In Matara district, lack of needy capacity and raw materials for a productive capacity of manufacture has become a barrier for this. Employers and employees should be residents in such area themselves in order to remain the labour force of the field of industries. In such a situation they can work satisfactorily and various problems could also be solved. Agricultural crop cultivation of Matara District has to be developed. Production could be improved through developed management and fruit and vegetable cultivation could be done under estate cultivation and edudated intelligent youths could be referred towards this.

Tourism can be noted as another field that could be used for the economic development in Matara District. In Matara District We have attractive places of entertainment to attract not only foreigners but also local tourists. On one side we have natural bays and beautiful sea beaches (Eg. Blowhole of Dickwella, Polhena of Dickwella) and Sinharaja Forest and Sathmale of the North and waterfalls are examples for this. Popular Kiralakele which is situated in Matara District has inherited us all geological features needed for a city of tourism. With the arrival of tourists unemployment problem could be solved at certain extent.

Even fishing community can contribute to the economic development of the district. 44% of people living in coastal areas involve in fishing and related industries. We have potentials of improving fish production in deep seas, lagoons and inland fishing in addition to fishing in the light sea. Extension of the market, financial and other management facilities needed in obtaining the resource of fish are the basic factors necessary to develop fishing activities.

When compared with the population in the district per capita land use is 0.15 hectare. At the moment there is no space for development in coastal divisional secretariats and per capita land use is 0.05 hectare. Although per capita land use rate is 0.25 hec. in the division of Kotapola Divisional Secretariat, it is a serious problem to use the land in an environmental friendly manner which is related to estate economy.

It should be accelerated to find solution for using the labour of intelligent and educated labour force in the district minimizing severe unemployment. Solutions for this could be found through agriculture, industries and providing services in the district.

2.3 Livelihood of People and Main Commercial and Economic Activities.

History show that Matara district had a prosperous and self sufficient economy. At present the majority of land consumption is for estate plantation. Tea, one of major commercial crop is significant and related tea factories.

In addition, priority is given to tea plantation when considred the land use.

Land extent used for permanent crop cultivation in the district - 2017

| Crop | Small farmer category | | Estate sector | | Total |
|---------|--------------------------|------|--------------------------|------|--------------------------|
| | Land extent (Hectare) | % | Land extent (Hectare) | % | Land extent (Hectare) |
| Tea | 19,736 | 82.9 | 4,064 | 17.1 | 23,800 |
| Rubber | 1,460 | 38.3 | 2,350 | 61.7 | 3,810 |
| Coconut | 13,662 | 95.5 | 638 | 4.5 | 14,300 |

Source : District Statistic Division - Matara

Cultivated and harvested land extent in the district. Yala and Maha seasons 2016/17

| Season | | | Yala | Maha |
|------------------------------------|------------------|-------|----------|----------|
| Cultivated lands (acre) | Under irrigation | major | 8,959.4 | 8,428.4 |
| | | minor | 7,126.1 | 6,976.1 |
| | rain | | 14,506.9 | 13,206.9 |
| Extent of land harvested (acre) | Under irrigation | major | 8,894.3 | 8,352.95 |
| | | minor | 7,090.8 | 6,960.1 |
| | rain | | 14,466.9 | 13,126.8 |

Source : District Statistic Division - Matara

Paddy production in the Maha season in the years 2016/17 is 41,652 met. tons. and for the Yala season of 2017, 32,078 met. tons. were cultivated. Accordingly, total production of paddy for the year 2016/17 is 73,730 met. tons.

Matara district has recorded third place in tea plantation among main 08 districts. 13 divisional secretary divisions including 345 Grama Niladari divisions are covered by tea plantation in Matara district. Among estate plantation, tea plantation comes first acquiring land extent of 23176.85 hectares. This matter is proved by the minimum ratio between male and female, minimum unemployment and social background in the Divisional Secretariat division od Kotapola, Pasgoda, Mulatiyana, Pitabaddara. The major livelihood of people living in the North has become tea

cultivation using the subsidy. Since labour contribution given by tea small holdings brings a financial profit there is a trend among people for that.

Coconut plantation can be seen in coastal areas in the district where about 75% are belonged to small land owners. Comparatively, since initial capital and labour needed for coconut plantation are minimum rural people have entered this plantation. There is no increase of land in the district as coconut lands have been used for development activities and building houses. In addition, 3770 coconut trees were cut and removed in Matara district due to coconut leaf disease in Weligama area during the year 2017. It has adversely affected coconut plantation of Matara district.

Rubber plantation and related industries can also be seen in small quantities. Export crop cultivation too has extended through out the district and cinnamon cultivated land extent is about 8913 hectare. People living in Mulatiyana, Kamburupitiya, Hakmana, Pasgoda, Akuressa and Welipitiya have made used cinnamon cultivation to strengthen their economy and significant entrepreneurs in Cinnamon exportation can be seen in Matara district. 30% of cinnamon cultivated lands of the island is in Matara district.

In addition, cultivation of pepper, coffee and areconnut can be seen. Cultivation of vegetable and fruits is being done as a home garden cultivation using traditional methods. In divisional secretariat areas of Welipitiya, Hakmana and Weligama vegetable cultivation is significant.



In Matara district agriculture based industries could be considered major. Among them tea industry is prominent. There are 104 tea factories in Matara district and it has contribution to the supply of employments.

There is no development in the domestic rubber industry and Lord Star rubber factory which was started in the industrial city produces tyre related to artificial rubber. Production of curd and yoghurts is done at small scale in the district while Lucky yoghurt company involves in the high scale production of milky food and distribution of liquid milk.

According to industrial statistics in 2003, number of industry unit employed less than 9 employees is 5033 while total employee amounted to 10455. There were 273 factories where more than 10 employees employed and total employees there were 10416. Accordingly total number of employees employed in these factories except domestic industries is 28871. 22.9% of the labour force of Matara district is employed in industrial division.

In 86 villages in 56 Grama Niladari divisions in Divisional Secretariat divisions of Dickwella, Devinuwara, Weligama and Matara, the percentage of people employed in fishing industry is 48% of total population of such areas. Annual fishery production of 2013 is 48255 M.T.

2.4. School System of the District.

| Type of school | No. of schools | No. of teachers | No. of students |
|--------------------|----------------|-----------------|-----------------|
| Govt. schools | 362 | 9,613 | 166,941 |
| Semi Govt. schools | 1 | - | - |
| Private schools | 7 | 239 | 4,988 |
| Piriven | 66 | 605 | 6,074 |

Source : District Statistic Division - Matara

2.5. Population Information of Matara District.

Population of Matara District shows by following table and graph. Accordingly female population of Matara District is higher than male population.

Population (Thousand)

| Sector | Total Population | Male | | Female | |
|--------|------------------|---------|-------------------|---------|-------------------|
| | | No. | Percentage (100%) | No. | Percentage (100%) |
| Urban | 100,994 | 48,056 | 47.58 | 52,938 | 52.41 |
| Rural | 726,781 | 348,154 | 47.90 | 378,627 | 52.09 |
| Estate | 23,562 | 11,553 | 49 | 12,009 | 50.96 |
| Total | 851,337 | 407,763 | 47.89 | 443,574 | 52.10 |

Source : District Statistic Division - Matara

2.6. Pattern of Rainfalls of the District

Monthly Rainfall 2017

Ranges of the rainfall in the Matara district are as follows.

| Month | Rainfall to Kekanadura (Mm) | Rainfall to Deniyaya (Mm) |
|-----------|--------------------------------|---------------------------------|
| January | 102.2 | 207.2 |
| February | 30.8 | 47.0 |
| March | 153.4 | 475.5 |
| April | 160.8 | 261.2 |
| May | 312.4 | 944.1 |
| June | 60.6 | 138.2 |
| July | 86.6 | 113.2 |
| August | 147.7 | 227.4 |
| September | 199.6 | 345.0 |
| October | 213.6 | 386.8 |
| November | 495.9 | 601.2 |
| December | 72.5 | 270.7 |

Source : District Statistic Division - Matara

Hilly areas like Pitabaddra, Kotapola and Pasgoda in Matara district has a wet weather with higher rainfall while coastal areas like Matara, Dickwella and Devinuwara has a dry weather. Rainfall in hilly areas is double as in coastal areas.

2.7 Basic Statistical Information – Matara District.

| | | |
|---|--|-------------------------------|
| ❖ | District | Matara |
| ❖ | Province | Southern |
| ❖ | Total land extent | 1282.5 Sq. km. |
| ❖ | No. of Divisional Secretariat division | 16 |
| ❖ | No. of Grama Niladri division | 650 |
| ❖ | No. of villages | 1658 |
| ❖ | No. of Polling Districts | 07 |
| ❖ | No. of Municipal Councils | 01 |
| ❖ | No. of Urban Councils | 01 |
| ❖ | No. of Pradeshiya Sabhas | 15 |
| ❖ | No. of Circuit Bungalows | 02 (Ministry of Home Affairs) |
| ❖ | No. of Zonal Education office | 04 |
| ❖ | No. of schools | 364 |
| ❖ | No. of teachers | 10122 |
| ❖ | No. of Parliamentarians | 8 |
| ❖ | No, of Provincial Councilors | 17 |
| ❖ | No. of voters | 634918 |
| ❖ | Population | 845000 |
| ❖ | No. of houses | 212953 |

3. Organizational Chart and Approved Cadre.

3.1 Organizational Chart

Operational programme is implemented under Head 262 so that responsibilities and functions could be properly performed in order to achieve objectives of District Secretariat. Two projects are carried out under that programme.

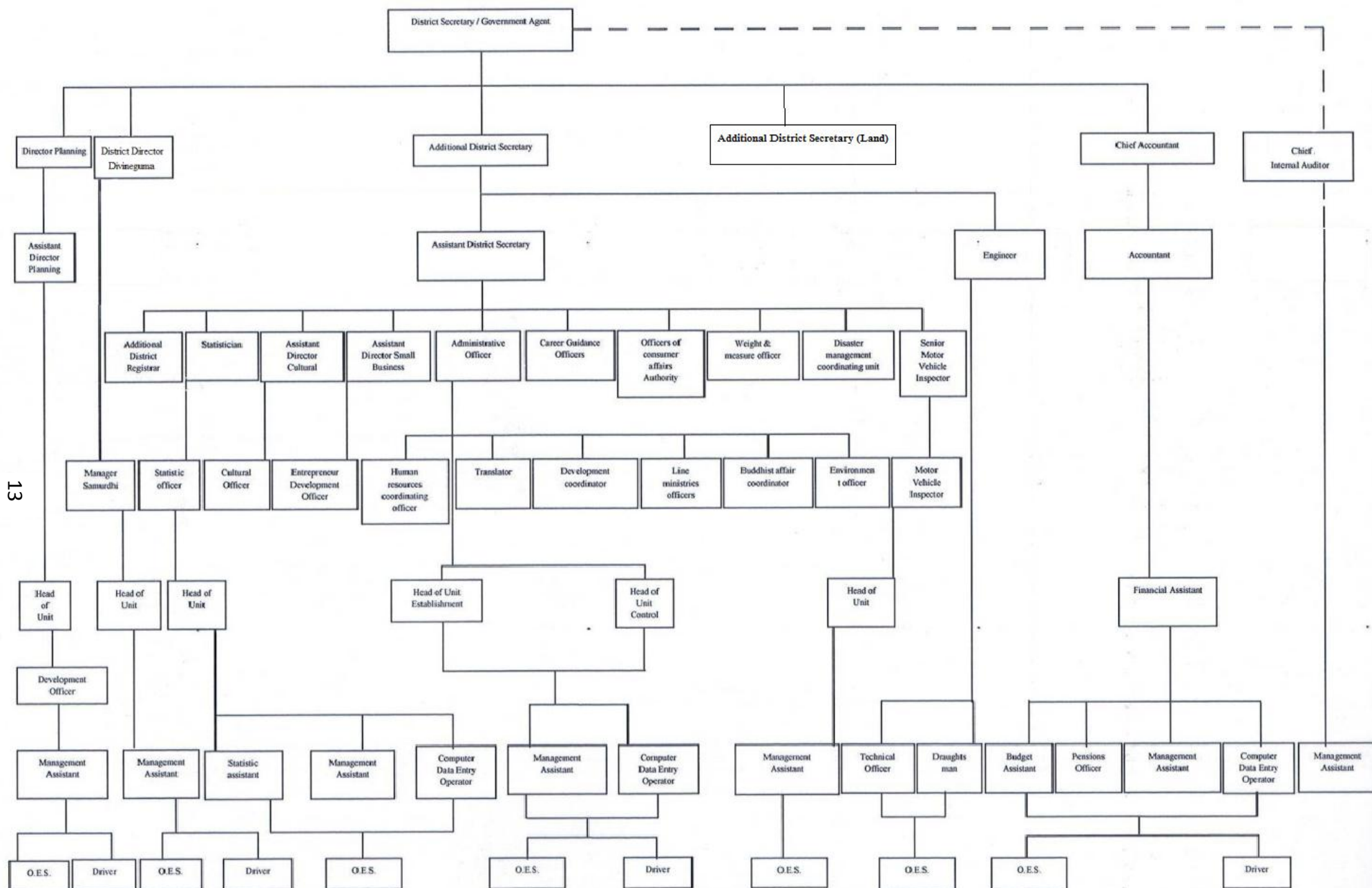
262 Operational programme

Project 1 – General Administration and Establishment services – District Secretariat.

Project 2 - Divisional Secretariats.

In designing organizational chart of District Secretariat under operational programme, not only staff coming under Head 262 but also officers of other Departments serving in District Secretariat have to be entered. Because all these divisions have been established at the premises of District Secretariat in order to provide economic, social and cultural services for the general public under one roof. District Secretary acts as the Head of such district Secretariats.

Example : Dept. of Statistics, ept. Of Cultural affairs and Dept. of Motor Traffic etc.



3.2 Cadre Details

Following table shows the approved cadre, over staff and vacancies of District Secretariat of Matara and its 16 Divisional Secretariats as at 31.12.2017.

Cadre Details - District Secretariat Matara

| Posts | Service, Grade /Class | Number of Approved Cadre | Actual Cadre as at 31.12.2017 |
|--|------------------------------|--------------------------|-------------------------------|
| Senior Level | | | |
| District Secretary | SLAS (Special) | 01 | 01 |
| Addl District Secretary | SLAS I | 02 | 01 |
| Asst. District Secretary | SLAS II, III | 01 | 00 |
| Chief Accountant | SLACS I | 01 | 01 |
| Internal Auditor | SLACS I | 01 | 01 |
| Accountant | SLACS II, III | 01 | 01 |
| Engineer | SLES II, III | 01 | 01 |
| Senior Level Total | | 08 | 06 |
| Tertiary Level | | | |
| Administrative Officer | PMAS(Supra) | 01 | 01 |
| Translator | TS I, II | 02 | 02 |
| Information Technology Communication Officer | I.T.C.O. | 01 | 00 |
| Tertiary Level Total | | 04 | 03 |
| Secondary Level | | | |
| Budget Assistant | AO I, II, III | 01 | 01 |
| Development Co Coordinator | AO I, II, III | 03 | 03 |
| Investigation Assistant | AO I, II, III | 02 | 02 |
| Development Officer | AO I, II, III | 28 | 28 |
| Public Management Assistant | PMAS I, II, III | 30 | 29 |
| Information Technology dev. Asst. | DEO I, II, III | 02 | 03 |
| Technical Officer | SLTS I, II, III | 02 | 02 |
| Draughtsman | SLTS I, II, III | 01 | 01 |
| Technical Assistant | SLTS I, II, III | 02 | 02 |
| Secondary Level Total | | 71 | 71 |
| Primary Level | | | |
| Receptionist | | 01 | 01 |
| Driver | Drivers I, II, III (Special) | 07 | 05 |
| Office Employees Service | OES I, II, III (Special) | 11 | 09 |
| Casual Garden Labor | I, II, III (Special) | 01 | 01 |
| Electrician | I, II, III (Special) | 01 | 00 |
| Primary Level Total | | 21 | 16 |
| Full Total | | 104 | 96 |

| Cadre Details - Divisional Secretariats - Matara District | | | |
|---|--------------------------|--------------------------|-------------------------------|
| Posts | Service, Grade /Class | Number of Approved Cadre | Actual Cadre as at 31.12.2017 |
| Senior Level | | | |
| Divisional Secretary | SLAS I | 16 | 15 |
| Asst. Divisional Secretary | SLAS II, III | 16 | 14 |
| Accountant | SLACS II, III | 16 | 13 |
| Senior Level Total | | 48 | 42 |
| Tertiary Level | | | |
| Administrative Officer | PMAS (Supra) | 16 | 12 |
| Grama Niladhari (Supra) | GR (Supra) | 16 | 06 |
| Translator | TS I, II | 02 | 02 |
| Tertiary Level Total | | 34 | 20 |
| Secondary Level | | | |
| Development Co-Ordinator | OA I, II, III | 17 | 17 |
| Development Officer | OA I, II, III | 249 | 251 |
| Public Management Assistant | PMAS I, II, III | 434 | 405 |
| Grama Niladhari | | 650 | 589 |
| Information Technology Dev. Asst. | DEO I, II, III | 17 | 15 |
| Technical Officer | SLTS I, II, III | 26 | 17 |
| Technical Assistant | I, II, III | 16 | 13 |
| Draughtsman | SLTS II, III | - | - |
| Secondary Level Total | | 1,409 | 1,307 |
| Primary Level | | | |
| Receptionist | I, II, III | 02 | 03 |
| Driver | DMV I, II, III (Special) | 32 | 30 |
| Office Employees Servighce | OES I, II, III (Special) | 104 | 96 |
| Primary Level Total | | 138 | 129 |
| Total (Senior+Tertiary+Secondary+Primary) | | 1,629 | 1,498 |

4. Performance.

4.1 Progress of General Administrative Activities

4.1.1 Activities of Grama Niladaries.

There are 650 Grama Niladari divisions in 16 Divisional Secretariat divisions in Matara district.

Performance details of them are as follows.

1. Accepting complaints regarding civil disputes, examining, arbitration and referring them for further inspections.
2. Taking measures to collect taxes for annual permits and leased out harvest of lands
3. Handing over, publishing evacuation notices regarding encroachments and taking measures for accepting possession of lands.
4. Awareness regarding red beetle damage in coconut plantation.
5. Implementing soil conservation programs.
6. Making awareness on cultivation of qualitative export crops (cultivation of pepper and cinnamon)
7. Making people aware on solid waste and garbage management.
8. Participated in medical clinic in eye checking and distribution of free eye glasses.
9. Took measures to provide reliefs for those who were affected in flood in 2017 and perform such duties and coordination.
10. Awareness programs on mental health
11. Conducted new year festival for elders and pilgrimages.

4.1.2 Internal Audit Duties.

1. Conducted internal audit queries according to internal audit plan of 2017.

| No. of Div. Secretariats targeted. | No. of offices where internal audit queries |
|------------------------------------|---|
| No. | Held. |
| 12 | 12 |

| No. of audit queries targeted to District Secretariat | No. of audit queries held at District Secretariat |
|---|---|
| 09 | 13 |

2. Conducting audit and management committees

| No. of committees targeted | No. of audit and management committees held |
|----------------------------|---|
| 04 | 04 |

3. Checked paying vouchers of 16 Divisional Secretariats and District Secretariat and referred for offices concerned.
4. In addition special investigation was also held.

4.1.3 Consumer Affairs.

Annual Performance Pertaining to Consumer Affairs.

| Month | No. of raids (monthly target 95) | No. of filing case | Amount of surcharges | No. of awareness (06 of for a quarter) | No. of complaints for reliefs | No. of complaints granted reliefs | No. of complaints referred to head office |
|-----------|-------------------------------------|--------------------|----------------------|---|-------------------------------|-----------------------------------|---|
| January | 54 | 90 | 388,000.00 | 02 | 04 | 03 | 01 |
| February | 73 | 67 | 349,500.00 | 02 | 02 | 01 | 01 |
| March | 79 | 98 | 503,500.00 | - | 01 | 01 | 01 |
| April | 52 | 29 | 85,500.00 | - | 02 | 02 | 02 |
| May | 61 | 93 | 379,000.00 | - | 02 | 02 | 01 |
| June | 64 | 55 | 158,000.00 | - | 06 | 06 | - |
| July | 94 | 73 | 308,500.00 | - | 03 | 02 | 01 |
| August | 95 | 98 | 297,000.00 | 01 | 01 | - | - |
| September | 86 | 89 | 325,000.00 | 01 | 02 | 01 | - |
| October | 104 | 71 | 411,500.00 | 03 | 03 | 02 | 01 |
| November | 104 | 140 | 527,500.00 | 02 | 08 | - | 01 |
| December | 106 | 56 | 170,500.00 | 01 | 01 | - | - |
| Total | 972 | 959 | 3,903,500.00 | 12 | 35 | 20 | 9 |

4.1.4 Collection of Revenue.

Revenue collected in the year 2017.

| Revenue Head | Description | Revenue collected (Rs.) |
|--------------|---|-------------------------|
| 1003.07.02 | Registration fees pertaining to Dept. of Registrar General | 21,625,038.72 |
| 1003.07.03 | Private timber transportation | 870,881.50 |
| 1003.07.04 | Tax on sle of motor vehicles | 4,000.00 |
| 1003.07.05 | Permit fees related to Defense Ministry | 545,758.00 |
| 1003.07.99 | Permits – other | 6,755,052.08 |
| 2002.01.01 | Rents of Govt. buildings | 1,002,088.37 |
| 2002.02.99 | Interest – other | 9,592,064.88 |
| 2003.02.03 | Fees under Act of Registration of persons No. 32 of 1968. | 754,050.00 |
| 2003.02.13 | Examinations and other fees | 36,900.00 |
| 2003.02.14 | Fees charged and other fees under Motor Traffic Act. | 47,378,974.00 |
| 2003.04.00 | Basic payments for motor cycles for public officers | 1,853,080.00 |
| 2003.99.00 | Selling and fees - other receipts | 5,248,810.25 |
| 2004.01.00 | Social Conservation Contributing funds - Central Government | 99,874,744.03 |
| 2006.02.00 | Sale of capital assets | - |
| Total | | 122,916,422.25 |

4.1.5 Human Resources Development & Career Guidance Affairs.

Career Guidance Officers and Human Resources Development Assistants who are attached to District Secretariat and Divisional Secretariats are providing guidance and job placements in order to upgrade the socio economic condition of the people.

In parallel to the action plan, the target of Career Guidance Officer in conducting programmes is 351 in 2017. But they have completed 375 programmes.. Details of such programmes are mentioned below.

| Program | Annual target | | | Achieving targets. | | |
|--|---------------|---------------|----------------------|--------------------|---------------|----------------------|
| | | Beneficiaries | Allocations (Rs.) | Programs | Beneficiaries | Expenditure (Rs.) |
| Winning career challenges | 4 | 120 | 31,800.00 | 4 | 120 | 31,800.00 |
| Motivating for self employments | 16 | 480 | 38,240.00 | 20 | 638 | 38,240.00 |
| Making teachers aware | 1 | 40 | 27,620.00 | 1 | 40 | 27,620.00 |
| Internal Graduate programme | 1 | 40 | 34,450.00 | 1 | 40 | 34,450.00 |
| external Graduate programme | - | - | - | - | - | - |
| O/L | 102 | - | - | 95 | 2,936 | - |
| A/L | 69 | - | - | 69 | 2,013 | - |
| Improving career performance | - | 1,200 | - | - | 1,236 | - |
| Providing career guidance services – Other | - | 2,280 | - | - | 2,318 | - |
| District job market | 1 | - | - | 1 | 768 | 103,280.00 |
| Program after G.C.E. | 1 | - | - | - | 250 | 26,560.00 |
| Parents awareness programs | 16 | 800 | 36,000.00 | 20 | 1,028 | 37,540.00 |
| Prorams for vulnerables | 136 | - | - | 156 | 2,448 | - |
| Job placements in tourism sector | - | - | - | - | - | - |
| Job society program | 1 | 30 | 34,150.00 | 1 | 30 | 34,150.00 |
| Training programs on necessities | 2 | 180 | 43,900.00 | 6 | 180 | 43,900.00 |
| Job 100 program | 1 | 100 | 21,000.00 | 1 | 179 | 21,000.00 |
| Motivation for free lance jobs | - | - | - | - | - | - |
| Total | 351 | 5,270 | 267,160.00 | 375 | 14,296 | 398,540.00 |

Duties Performed by District Job Center in the Year 2017.

| Programme | Target for the year 2017 | Extent of targets achieved in 2017 |
|--------------------------|--------------------------|------------------------------------|
| Registration for jobs | - | 1509 |
| No. of vacancies | 1444 | 2396 |
| No. of job adjustments | 2250 | 1886 |
| Referring for interviews | 2250 | 1886 |
| Job placements | 481 | 291 |
| Job market programs | 05 | 06 |

4.1.6 Productivity Promotion Purposes.

Productivity Development Assistant Officers attached to District secretariat and Divisional Secretariats have contributed to a greater extent to improve the productivity of the district in 2017. Accordingly programs carried out in Matara District are as follows.

| District | Provision (Rs:) | Total expenditure (Rs.) | Balance (Rs.) |
|------------------|-----------------|-------------------------|---------------|
| Dis. Sec. Matara | 473,915.00 | 463,185.00 | 10,730.00 |
| Matara | 147,110.00 | 146,950.00 | 160.00 |
| Weligama | 84,200.00 | 84,200.00 | - |
| Kamburupitiya | 110,230.00 | 110,180.00 | 50.00 |
| Hakmana | 116,240.00 | 113,650.00 | 2,590.00 |
| Pasgoda | 198,240.00 | 198,134.00 | 106.00 |
| Kotapola | 102,285.00 | 97,035.00 | 5,250.00 |
| Malimbada | 250,120.00 | 249,927.00 | 193.00 |
| Akuressa | 118,500.00 | 104,200.00 | 14,300.00 |
| Dickwella | 92,400.00 | 92,400.00 | - |
| Thihagoda | 69,550.00 | 69,550.00 | - |
| Mulatiyana | 40,750.00 | 32,000.00 | 8,750.00 |
| Devinuwara | 82,965.00 | 78,165.00 | 4,800.00 |
| Welipitiya | 56,325.00 | 54,802.00 | 1,523.00 |
| Kirinda | 149,887.00 | 119,887.00 | 30,000.00 |
| Pitabaddara | 153,500.00 | 153,365.00 | 135.00 |
| Athuraliya | 198,750.00 | 198,560.00 | 190.00 |

4.1.7 Media and Information Affairs

District Media Unit of Government Information Department which is established in Matara District Secretariat plays a major role. Various measures have been taken to make general public aware of development activities in Matara district. Special attention is paid for development news which are not published in the media. State and private media personnels are made aware and necessary information are provided to them.

Details of Matara district are reported to www.news.lk which is the official web site of Democratic Socialist Republic of Sri Lanka and www.dgi.gov.lk - the website of Government Information Department. Facebook account and You Tube in the name of Matara News are also maintained..

Various type of seminars, conferences and workshops are conducted for mediamen with the intention of improving knowledge, attitudes and skills of regional media personnels of the district. Accordingly a program in the name of 'Reconciliation friendly media workshop was organized with the assistance of Ministry of National Integration and Reconciliation.

Media coordination of all state functions held in Matara District is carried out by Media Unit of Matara District.

Various programs are conducted in order to enhance the knowledge and understanding of school students regarding the subject of Mass Media.

Media coordination is provided for varios programmes conducted in Matara diatrict by government and semi government intitutions including ministries, departments, corporations and boards.

A report of information of regional media personnels in the district has been prepared and maintained.

A collection of newspaper articles regarding development of the district is also maintained.

A media notice of the Hon. Prime Minister was distributed to religious places including temples, mosques and Kovils.

All media coordination and of the independence day festival held in relation to National Independence Day 2017 was carried out and a vedio was also designed.

All media coordination of the International Women's Day national festival 2017 held in Matara was carried out.

Media coordination of the Vesak Pandol organized by District Secretariat in coomoration of Vesak Festival 2017 and Procuction of a readio drama regading Kattahai Jathakaya which was the themr of that Pandol and a vedio program about the pandol.

Production of a vedio program of the New Year festival organized by District Secretarit of Matara 2017.

Coordination of media personnels regading flood disastrous situation occurred in Matara District in the year 2017.

Accordingly No of news notice issued for the State and private media regarding development projects implemented in Matara District in 2017 is 162.

31 media coordination were done by referring regional mediamen for reporting activities of festivals, programs and workshops held in Matara District by various Ministries and Deparrtments.

4.1.8 Activities of Explosive Division.

Activities done by Explosive Division within a year.

- ❖ Explosive permits/ applications for permits were checked and recommend the quantity of explosive.
- ❖ Obtain the approval for explosive permits issued under prior covering approval and send related reports to the ministry.
- ❖ Issue relevant annual letter to provide quantity required for a month for authorized traders from NAVY/ State Trading General Corporation and authorized manufactures of explosives.
- ❖ Check stores of explosives and related documents..
- ❖ Follow up explosive management and preveny illegal activities..
- ❖ Issue of explosive to explosive permit holders from store of explosive of Udukawa, Matara and supervision.(Issue and supervision)
- ❖ Issue of fitness certificates for vehicles by which explosives are transported..
- ❖ Giving technical instructions to industrialists on use of explosive.
- ❖ Issue of rock mine permits / Participate in integrated inspection in issuing environment pernits
- ❖ Hold quick inquiries regarding complaints on damages, environmental damages and nuisance to general public due to metal industry and inform the District Secretary / Govt. Agent such decisions.
- ❖ Take actions to destroy expired explosives.
- ❖ Issue bullets for fire arms.

Total Revenue of Explosive Division in the Year 2017

| Type of permit | No. of permit | Fee (Rs.) | Surcharge (Rs.) | Revenue (Rs.) |
|---|---------------|-------------------------------|-----------------|---------------|
| Fira arms | 394 | 52,920.00 550.00 700.00 | 11,900.00 | 66,070.00 |
| Explosive permits | | | | |
| Businesses | 93 | | - | 55,000.00 |
| Private | 14 | | - | 2,600.00 |
| Permits of fire arms/ crackersPrvider permits | 368 | 183,000.00 | 66,500.00 | 249,500.00 |
| Import permits | 01 | 5,000.00 | - | 5,000.00 |
| Provide permits | 02 | 2,000.00 | - | 4,000.00 |
| Manufacturing permits | 01 | 500.00 | - | 500.00 |
| Total Revenue | | | | 382,670.00 |

4.1.9 Registration of Persons and Lands.

Details of registration of persons and lands of 16 Divisional Secretariats in Matara district in 2017 are given below.

| Description | Number |
|---|--------|
| No. of births registered within the year | 14,928 |
| No. of marriages registered within the year | 6,713 |
| No. of deaths registered within the year | 5,693 |
| No. of deeds registered within the year | 0 |

Details of progress of various land duties of 16 Divisional Secretariats in Matara district are given below.

| Description | Number |
|--|---------------|
| No. of permits granted under Lands development Ordinance | 1,448 |
| No. of grants given | 168 |
| No. of long term lease given | 26 |
| No. of long term lease recommended for Land Commissioner | 79 |
| No. of community Deeds issued | 3 |
| No. of land Kachcheri held | 125 |
| No. of division days held | 93 |
| Total No. of allotments granted within the year | 951 |
| No. of land disputes solved | 2,278 |
| No. of recommendations made for legitimating unauthorized | 1,520 |
| No. of permits issued under that | 831 |
| No. of measurement orders sent | 2,608 |
| No. of measurement descriptions received | 169 |
| No. of encroachers removed | 26 |
| No. of cases filed for obtaining possession back | 21 |
| No. of lands for which measures were taken to obtain possession back | 69 |

Progress of issue of identity cards of 16 Divisional Secretariats in Matara district are given below

| Description | Number |
|--|---------------|
| No. of applications forwarded to Dept. of Registration of Persons | 23,836 |
| No. of identity card issued to general public by Grama Niladaries | 845 |
| No. of applications for identity cards forwarded to one day service | 8,600 |

4.1.10 Disaster Management Activities

Disaster Management Unit has been established in District Secretariat with the aim of taking measures related to possible disasters in the district. Accordingly planning, implementation and supervision of disaster management activities are done by this unit.

Brief description on hoe this unit faced with people in the severe disastrous situation occurred in the year 2017.

1. Due to the heavy rains experienced with the active South – West Monsoon severe flood disaster occurred in 13 Divisions of Divisional Secretariats and 03 other Divisions of Divisional Secretariats were also affected.
2. Due to rain over 700 mm received from the previous day flood disaster occurred by afternoon on 25.05.2015 in Divisions of Divisional Secretariats of Kotapola, Morawaka, Pitabaddara, Pasgoda, Kamburupitiya, Hakmana and Mulatiyana while Divisions of Divisional Secretariats of Akuressa, Athuraliya, Malimbada, Thihagoda, Welipitiya and Matara were also affected by flood. Day after day Divisions of Divisional Secretariats Weligama, Dickwella, Kirinda Puhulwella and Devinuwara were also affected by flood. In addition distrous situation occurred in Divisions of Divisional Secretariats of Kotapola, Pitabaddara, Pasgoda, Akuressa due to landslides. In that landslide Morawakkanda, Kosnilgoda Kanda in Division of Kotapola Divisional Secretariat and Rotumba Idigalgoda Kanda in Division of Pasgoda Divisional Secretariat was landslide and Number of human lives and properties were damaged due to slandslide of Morawakkanda.
3. Even fllod prtction dams contructed in Matara area were inundated and severe disastrous situation occurred in such areas.
4. Flood situation occurred in Matara District in this year was severe than flood situation occurred in 2003 and flood situation occurred in upper valey of the Nilwala river was reduced after two days.

Flood situation in lower valley existed over 05 years and in some Grama Niladaris areas of Matara, Thihagooda and Malimbada which is considered lower areas flood situation was seen on 05th June.

Measures taken to control disaster

1. Due to evere distratous situation occurred because of landslide and tree falling to the roads it was unable to engage boats which was earlier placed in identified areas. Outerboat service was requested. However with much difficulties we could operate finding and rescue service.
2. Although general public were made aware of disastrous situation according to the forecast done by Archeology Department and Irrigation Department they waited until the last period and as a result they were affected and boats had to be prepared to rescue them
3. After that awareness Nilwala river was firstly overflow and observation was done at Atghuraliya area and Akuressa – Pasgoda road was inundated. Then we discussed with Divisional Secretary of Athuraliya and started preparedness plan to dispatch boats.
4. In pre disaster feedbac activities these institutions acted ogether with District Secretary and needy assistance was taken through District Secretary from political authorities and public officers. Rescue operations were also made with the coordination of Disaster Management Center, three forces and coastal prorection force. Soldiers of civil force were also deployed for relief providing activities.
5. Day after day of flood – that is on 26th June Disaser Committee of District Secretariat was met under the guidance of District Secretary each staff officer was assigned the responsibility of achieving each activity.
6. Due to seriousness of the flood, affected areas, roughness of the waves, landslides it was a grave challenge to act as planned earlier. However our officers faced that challenge and launched rescue operation facing grave difficulties. Divisional Secretaries voluntarily involved in rescue operation and relief services. On the other hand civil organizations provided fullest support by providing boats and subsidies. Almost all thye police stations in the district was dedicated to make the people aware of the disastrous situation.
7. After flood occurred in the night on 25th June it was decided that it is difficult to rescue with boats and next day air crafts were made ready for rescue operation by Disaster Management Center and rescue operations were carried out next day with the helf of such air crafts.
8. With the reduction of thye flood The President appointed Ministers at seat level for the propose of providing relief and rehabilitation activities and they were carried out under their supervision. In addition rehabilitation works were done with the assistance of this unit and non government organizations. An Amarical civil coordinating unit renovated flood protection dams witgh the assistance of Sri Lanka Navy.

9. Through this institutional coordination, IOM NGO took necessary measures to provide temporary shelters for 16 families affected in the landslide of Morawakkanda.
10. On 28.05.2017 meeting was held under the chairpersonship of Chief Minister of Southern Province for the representatives of local government authorities and sum of Rs. 1,500,000.00 was allocated for the purpose of removing barriers and clean roads and MP allocation was also increased by 50%.
11. A part of flood protection dam of Maliduwa area was cut and paved the way for water to flow into Nilwala river with the approval of Irrigation Department in Divisional Secretary's Division of Matara.

Issues emerged in the division at the time of disaster.

1. Dearth of water occurred due to closing of pump house of Balakawala and Kadduwa due to inundation. Electricity failure was also occurred due to inundation of the sub power house of Kiralakele.
2. Due to inundation of the pump house through which water gathered in flood protection zone dispose, a several days spent to reduce the flood.
3. Supply of fuel for out sourced boats was a problem and with the mediation of District Secretariat fuel was supplied through Harischandra filling station.
4. Due to the seriousness of the flood, a number of boats this unit had was not enough for rescue activities and boats from Navy, fishing community and coastal force had to be used.

Flood situation occurred on 29.11.2017.

1. For the second time Nilwala river overflowed on 29 and 30 of November 2017 due to bad weather experienced in Matara District. As a result lower lands close to Nilwala river was inundated and people faced that situation on the instructions given by this unit. Therefore no life was lost and only one death reported due to a collapse of a house.
2. On the other hand two fishermen died due to damage of a fishing vessel and lightning.

Ideas and suggestions to minimize future disastrous situation.

1. It is emphasized that flood disaster plan has to be updated taking into consideration the disaster situation faced by the district.
2. To identify places where boats and other vessels should be placed after discussing Divisional Secretaries, Officers in charge of Police Stations, Secretaries of Pradeshiya Sabha.
3. To prepare the plan of placing boats for rescue operations in selected areas in flood periods.
4. Based on the venue of placing boats, to identify boat operators and assistants from Grama Niladari Divisions, Police Stations, Div. Secretariats or Pradeshiya Sabha and provide them a proper training.
5. To obtain needed number of boats and their equipments from Disaster Management center.
6. To assign the responsibilities of boat engines and equipments, maintenance, methodology of obtaining fuel and lubricants and provide vehicles needed for transporting boats.
7. To assure the way of rescuing the community to safer places with the help of such boats and make sure its practical possibilities in a disastrous situation.
8. To select and form a team of 10 persons from every Grama Niladari Division for rescue operations and provide them needed equipments and train them.

9. To reform a disaster plan that is capable of responding to the present flood disaster in every Division of Div. Secretariats..
10. Prepare large scale projects to minimize floods of this type and refer them to relevant authorities and implement projects which are already planned..
11. To remove barriers of Nilwala river so that water could flow easily from Kotapola to Matara through a suitable plan made by Irrigation Dept.
12. In addition to presently set up water level measurement places, to set up rulers at common places so that people could obtain information of water levels and make forecasts about the height, volume and speed of the rain..
13. In addition to major plan to prepare disaster management plan in following institutions and training human resources needed for that, forecasting and coordinate major parties of disaster management.
 - a. All Divisional Secretariats
 - b. All Police stations
 - c. All Pradeshiya Sabhas
 - d. Irrigation Dept.
 - e. Electricity Board
 - f. Water Supply & Drainage Board
 - g. All hospitals
 - h. To implement alternative way of providing electricity from other area in current failure due to sub power stations are inundated in the flood.
14. To provide water gages to all Police Stations covering the whole district.
15. To set up a radio at Disaster Management Unit for the communication with the Police.

Needy equipments.

- a. Boat engines with engine capacity of 40 horse power
- b. Barge
- c. Megaphone
- d. Hooter
- e. Security jacket
- f. life saving tools

4.1.11 Activities of Disaster Relief Service Center

For flood and housing disasters occurred in May and November 2017 provisions were provided for all Divisional Secretariats Divisions through Disaster Relief Services Center. In that process National Insurance Trust Fund took measures to issue an initial advance for house damages. Progress thereof is mentioned below.

| Divisional Secretary's Division | Provisiona requested | | Amount received from Nationa Insurance Trust Fund. | | |
|---------------------------------|----------------------|------------------|--|----------------|--------------------|
| | No. | Amount | No. | Amount | Payment percentage |
| Welipitiya | 257 | 56,364,681.40 | 315 | 2,141,480.00 | 4 |
| Kotapola | 3,571 | 362,975,063.62 | 3,276 | 35,521,408.31 | 10 |
| Pitabaddara | 3,649 | 227,994,209.73 | 3,765 | 45,692,281.30 | 20 |
| Thihagoda | 1,403 | 75,884,867.33 | 2,588 | 13,549,739.00 | 18 |
| Athuraliya | 4,362 | 156,238,424.65 | 3,360 | 33,457,355.86 | 21 |
| Mulatiyana | 2,370 | 201,978,288.11 | 1,708 | 11,092,801.00 | 5 |
| Malimbada | 857 | 76,638,245.67 | 1,199 | 8,103,853.00 | 11 |
| Kirinda Puhulwella | 60 | 6,696,431.10 | 58 | 416,750.00 | 6 |
| Akuressa | 3,731 | 129,636,695.58 | 3,875 | 36,506,404.97 | 28 |
| Hakmana | 213 | 60,517,896.25 | 246 | 20,693,019.00 | 34 |
| Devinuwara | 113 | 16,005,469.62 | 103 | 1,728,860.00 | 11 |
| Weligama | 128 | 16,527,120.25 | - | - | 0 |
| Dickwella | 320 | 5,890,794.54 | 281 | 1,513,680.00 | 26 |
| Kamburupitiya | 1,816 | 64,383,186.14 | 1,507 | 9,305,367.00 | 14 |
| Matara | 10,010 | 618,055,321.82 | 9,652 | 55,783,948.45 | 9 |
| Pasgoda | 1,562 | 101,714,771.85 | 996 | 8,370,796.00 | 8 |
| Total | 34,422 | 2,177,501,467.66 | 32,929 | 283,877,743.89 | 13 |

Whole details of disasters occurred in 2017.

| Serial No. | Divisional Secretariat | Storms | | Deaths | House damage | | Landslide and risk of landslide | | Deaths | Missing | House damage | | Flood | | Deaths | Missing | House damage | | Drought | |
|------------|------------------------|--------------------------|-------------------------|--------|--------------|----------------|---------------------------------|-------------------------|--------|---------|--------------|----------------|--------------------------|-------------------------|--------|---------|--------------|----------------|--------------------------|-------------------------|
| | | No. of families affected | No. of persons affected | | Total damage | Partial damage | No. of families affected | No. of persons affected | | | Total damage | Partial damage | No. of families affected | No. of persons affected | | | Total damage | Partial damage | No. of families affected | No. of persons affected |
| 1 | Weligama | 254 | 1,027 | | 10 | 152 | | | | | | | 194 | 906 | | | 12 | 98 | | |
| 2 | Matara | 311 | 1,211 | | 3 | 308 | | | | | | | 9,003 | 28,327 | 2 | | 101 | 4,993 | | |
| 3 | Dickwella | 132 | 506 | | | 132 | | | | | | | 301 | 1,300 | 1 | | | 194 | | |
| 4 | Malimbada | 27 | 97 | | | 25 | 3 | 12 | | | | | 5,837 | 25,116 | 1 | 1 | 48 | 809 | 55 | 300 |
| 5 | Welipitiya | 59 | 241 | | 1 | 57 | 1 | 4 | | | 1 | | 3,080 | 11,689 | 2 | | 46 | 208 | | |
| 6 | Kotapola | 24 | 323 | | | 24 | 1,700 | 6,950 | 11 | 13 | 75 | 1600 | 424 | 1,653 | | | 6 | 522 | | |
| 7 | Mulatiana | 25 | 109 | 1 | 1 | 24 | 24 | 96 | | | | 24 | 1,437 | 5,659 | 5 | | 69 | 1,240 | | |
| 8 | Devinuwara | 206 | 695 | 1 | | 206 | | | | | | | 198 | 770 | | | 8 | 96 | 363 | 1,256 |
| 9 | Hakmana | 182 | 650 | | 40 | 142 | | | | | | | 213 | 830 | | | 34 | 179 | | |
| 10 | Athuraliya | 25 | 103 | | 1 | 22 | | | | | | | 5,186 | 18,302 | 1 | | 54 | 2,137 | | |
| 11 | Pasgoda | 20 | 68 | | 1 | 19 | 211 | 949 | | | 3 | 12 | 1,196 | 3,877 | | | 79 | 1,352 | | |
| 12 | Pitabadara | 25 | 102 | | 5 | 20 | | | | | | | 1,932 | 7810 | 3 | | 113 | 1,874 | | |
| 13 | Kirinda Puhulwella | 60 | 220 | | 2 | 58 | | | | | | | 38 | 149 | | | 12 | 102 | | |
| 14 | Thihagoda | 172 | 688 | | 3 | 158 | | | | | | | 5,742 | 21,118 | 3 | | 55 | 1,348 | | |
| 15 | Akuressa | 25 | 112 | | 2 | 23 | | | | | | | 6,586 | 25,113 | 2 | | 94 | 2,117 | | |
| 16 | Kamburupitiya | 53 | 201 | 1 | 2 | 51 | 4 | 18 | | | | 4 | 6,391 | 22,512 | | | 22 | 911 | | |
| | Total | 1,600 | 6,353 | 3 | 71 | 1,421 | 1,943 | 8,029 | 11 | 13 | 79 | 1,640 | 47,758 | 173,831 | 20 | 1 | 753 | 18,180 | 418 | 1,556 |

4.1.12 Activities of Environment Division

- ✓ Organized and held Debgue and Vanadivi Mithuru programs by District Environment Committee.
- ✓ Held committee on quality of water
- ✓ Held district soil and gravels committees
- ✓ Coordination and participation in DDengue combat program
- ✓ Coordinatrd a nd held coastal purry.
- ✓ Coordination od special environment day programs
- ✓ Organized and coordinated tree planting poramms in water fed areas.
- ✓ Implemented tree plating programs (Planted fruit and herbal medicine plants)

4.1.13 Activities of National Languages Division.

| Programmms implemented | Venues held |
|--|---|
| Awareness of state institutes on official language policy | State institutions belonged to all Divisional Secretariats |
| Awareness program for students on co-existenca and official language policy | Kirinda Dammulgoda Junior school and Puhulwella Maha Vidyalaya. |
| Prepared office name boards which was only in Sinhala language into Tamil language | Divisional Secretarist of Kirinda Puhulwella. |
| Awareness program for students on radio programs on Tamil language | Schools belong to all Divisiional Secretariats |
| Set up co-existence committee and referred fo registration | All Divisions of Divisioal Secretariats |
| Held friendly Cricket match to create co-existence among State institutions. | Thihagoda Divisional Secretariat |
| Held a Shramadana campaign with the participation of co-existence committees. | Kirinda Divisional Secretariat |
| Held blood donation campaign with the involvement of Gandara Jumma Mosque. | Devinuwara Divisional Secretariat |
| Held Pivithuru Wesanga program with the participation of co-existence committees | Weligama Divisional Secretariat |
| Held medcal clinic for people who were displaced in flood | Aparekka Temple of Devinuwara Divisional Secretariat |
| Held regional inter religious committees for relious peace. | Divisional Secretariat of Weligama |
| Held Quiz completion among members of co-existence committees. | MR/ Dammulgoda Junior schools, Kirinda Puhulwella Maha Vidyalaya and Karathota Junior |

| | |
|---|---|
| | school. |
| Held Yovun Saviya spiritual program | Divisional Secretariat of Weligama |
| Held Iftar sil program | Divisional Secretariat of Weligama |
| Held nonresidential Tamil Language Training for public officers and coordination. | Auditorium of Divisional Secretariat of Weligama. |
| Held Civil Society organizations and regional conferences. | All Divisional Secretariats |
| Coordination of co-existence friendly media workshops. | Ganga Addara Hotel |
| Set up co-existence committees with the participation of inter religious leaders | Auditorium of District Secretariat |
| Held nonresidential Tamil Language Training for public officers and coordination | Auditorium of Kirinda Pradeshiya Sabha Auditorium of Akuressa Pradeshiya Sabha |
| Held program of Sadu Janarawa | Weligama Divisional Secretariat Thihagoda Divisional Secretariat Hakmana Divisional Secretariat |
| Held nonresidential 12 day Tamil Language Training for Advanced Level students | Auditorium of Kotawila Lebeema Hospital |
| G.C.E. O/L second language seminar for Sinhala media students | Auditorium of Matara Divisional Secretariat |
| Distributed 07 coir machines for members of Hettiwala North Co-existence committee. | Auditorium of Kirinda Divisional Secretariat |
| Project of donating books to library of Ashokarama Temple. | Udara co-existence association – Devinuwara Secretariat division. |

4.1.14 Motor Vehicles Activities.

| Physical out put report for District Secretariat – 2017 | |
|--|-------------------------|
| Regarding driving licences | |
| No. of written examination held | 18,834 |
| No. of trials | 17,896 |
| No. of temporary driving licence issued | 17,599 |
| No. of application rejected by Werahera office. | 193 |
| Other | |
| No. of number plates issued | 4,447 |
| Heavy certificates issued | 371 |
| Issue of identity certificates | 383 |
| Prohibition order | 203 |
| No. of garages inspected | - |
| No. of motor traffic accidents | 1,068 |
| Value referred for the bank for all activities. | Rs.42,061,060.00 |

4.1.15 Investigation Affairs

| Month | No. of complaints received | No. of initial investigations done | Statues revealed | | | | | | Set aside | Year 2018 |
|-----------|----------------------------|------------------------------------|----------------------------|-------------------|---------|-------------|------------------------|-------|-----------|-----------|
| | | | Absence of the complainant | Close supervision | Advised | Explanation | Issue of charge sheets | Other | | |
| January | 16 | 7 | | | | 1 | | 6 | 2 | |
| February | 4 | 7 | | | | | | 7 | | |
| March | 10 | 5 | 1 | | | | | 4 | | |
| April | 9 | 1 | 1 | | | | | 0 | | |
| May | 2 | 5 | | | | | | 5 | 1 | |
| June | 4 | 9 | | | | | | 9 | | |
| July | 3 | 4 | | | | | | 4 | | |
| August | 4 | 4 | | | | 2 | | 2 | | |
| September | 4 | 6 | | 1 | | 2 | | 3 | | |
| October | 7 | 1 | 1 | | | | | 0 | | 2 |
| November | 4 | 5 | | | | | | 5 | 1 | |
| December | 2 | 8 | | 1 | | | | 7 | | 1 |
| Total | 69 | 62 | 3 | 2 | 0 | 5 | 0 | 52 | 4 | 3 |

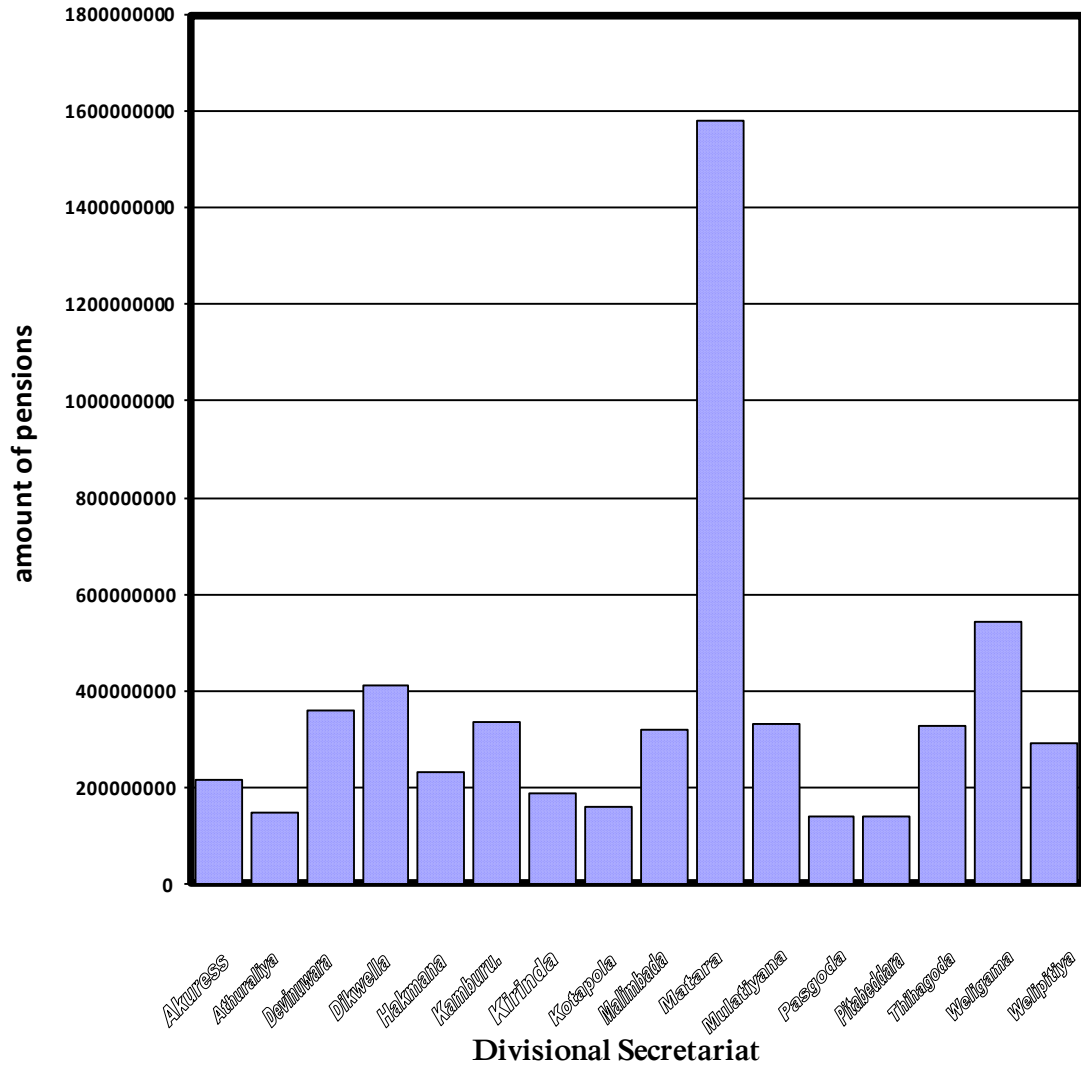
3 complaints which were not investigated in 2017 were brought forward

4.1.16. Pensioners Information.

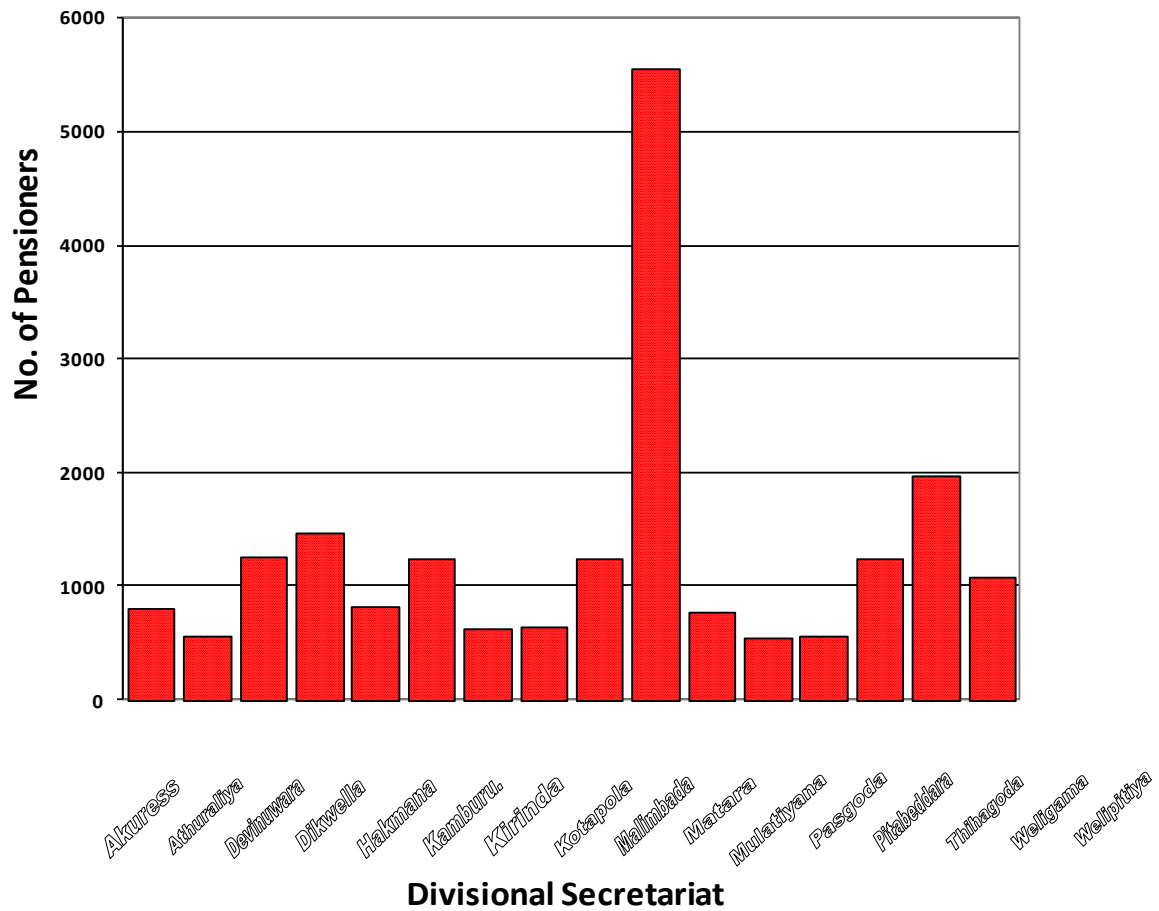
No. of Pensioners and amount of pensions paid in each Divisional SecretariatS in 2017 in Matara District is as follows.

| Divisional Secretariat | No. of pensioners | Expenditure (Rs.) |
|------------------------|-------------------|-------------------|
| Akuresssa | 799 | 216,380,030.72 |
| Athuraliya | 559 | 149,589,339.08 |
| Devinuwara | 1259 | 358,847,087.04 |
| Dickwella | 1461 | 411,132,008.37 |
| Hakmana | 814 | 230,135,668.22 |
| Kamburupitiya | 1242 | 336,579,428.35 |
| Kirinda | 629 | 187,650,393.26 |
| Kotapola | 641 | 161,429,890.42 |
| Malimbada | 1235 | 321,453,979.73 |
| Matara | 5556 | 1,581,689,879.02 |
| Mlatiyana | 774 | 331,091,079.11 |
| Pasgods | 543 | 142,039,065.05 |
| Pitabaddara | 552 | 140,241,148.73 |
| Thihagoda | 1232 | 328,861,764.78 |
| WEligama | 1969 | 541,776,034.79 |
| Welipitiya | 1073 | 293,644,254.00 |

amount of pensions Matara District 2017



No. of Pensioners Matara District 2017



4.2 Social Services and Cultural Progress.

4.2.1 Cultural and Religious Activities

| Important cultural places of the district |
|--|
| <ul style="list-style-type: none">• Devinuwara Vishnu Devala• Weligama Kushta Rajagala• Evinuwara light house• Weherahena Poorvarama Rajamaha Vihara• Elamaldeniya Rajamaha Vihara• Getabaru Rajamaha Vihara• Kotikagoda Rajamaha Vihara• Wewrukannala Rajamaha Vihara• Watagedara Pothgulmalu Vihara• Athkanda Rajamaha Vihara• Godapitiya Rajamaha Vihara• Hittetiya Rajamaha Vihara• Prthmaga Rajamaha Vihara• Polwatte Gangarama Vihara• Minikirula Rajamaha Vihara• 103 – highest mile post of Sri Lanka• Godapitiya Mohedeen Muslim Mosque• Star fort - Matara• Residence of Gajaman Nona |

Religious activities

Buddhist Affairs division of District Secretariat has been taking measures to have a religious encouragement in whole country by protecting identity of Buddhism and consistence of other religions. Accordingly role performed in 2017 is mentioned below.

- ❖ Held Dhamma school teacher certificate examination on 15.07.2017 at St. Servatius College of Matara.
- ❖ Held Pali language program at Sri Vijayarama Temple of Gabadaveediya
- ❖ Held Daham Sarasaviya Buddha Dharma Diploma and observation on 23,24,25/09/2017 at St. Servatius College of Matara
- ❖ Held Dhamma scholl 01-05 grades examination on 10.12.2017 with the aid of District Shashanarakshaka Mandalaya and Bodhi Arakshana Sabha
- ❖ Istrict Dhamma school students skill evaluation program on 12.12.2017 at Wilpita Nilwala Education College with the collaboration of District Shashanarakshaka Mandalaya.
- ❖ Organized and held election of District Shashanarakshaka Mandalaya
- ❖ Participated children for All Island Dhamma school students skill evaluation program.
- ❖ Held program of bhikku attitudes
- ❖ Organized Pandol display and Dansala in the commemoration of Vesak festival.
- ❖ Preparation district report and of teacher students documents pertaining to providing allowance of Rs. 5000.00 for Dhamma schhol children text books and giving text books for Dhamma school children and allowance for teachers.
- ❖ Selected 2 villages in Matara and Weligama divisional Secretariat division where there is increase of drug use, abuses under Purana Grama program implemented spiritual development programs at temples of such villages.
- ❖ Held program of 'Pahan Sithata Daham Sisilak' in February.
- ❖ Held Pregnant mothers blessing program in relation to Vesak Festival.

Cultural activities.

| Serial No. | Program implemented | Venue held | Amount allocated (Rs.) |
|------------|---|-------------------------------------|------------------------|
| 01 | Whole religious programs | At Matara Bodhi premises | 7,500.00 |
| 02 | District Independence festival | Matara Sanath Jayasuriya Playgronud | 50,000.00 |
| 03 | Program of untouched cultural heritage | Auditorium of District Secretariat | 20,000.00 |
| 04 | Monthly progress review meeting | Auditorium of District Secretariat | 24,000.00 |
| 05 | Artists program | - | 10,000.00 |
| 06 | District Literay Art festival | Auditorium of District Secretariat | 50,000.00 |
| 07 | Prathiba Prabha cultural clinic program | MR/ Fort Janadhipathi Vidyalaya | 100,000.00 |
| 08 | Sonduru Pawula musical program | Auditorium of District Secretariat | 50,000.00 |

4.2.2 Early Childhood Development Purposes

Aim of this division is to take necessary measures for the development, protection and whole development of children aged between 0-5 years living in Matara district. Accordingly, role played by District Secretariat and 16 Divisional Secretariats is as follows in the year 2017.

| Serial No. | Program description | No. of programs | Financial progress (Rs.) | Beneficiaries |
|------------|---|-----------------------|--------------------------|---------------|
| 01 | District Progress review meeting | 07 | 18,600.00 | 108 |
| 02 | Aruna Dakina Rata easthetic program - selection of arts (district) | 01 | 3,000.00 | 48 |
| 03 | District Child development committee | 04 | 26,325.00 | 351 |
| 04 | Officras awareness program on early childhood development based on house(District program) | 01 | 15,100.00 | 12 |
| 06 | Early childhood modelvillage project | 01 | 497,502.61 | 260 |
| 07 | Early childhood regional committee meeting | 31 | 45,828.00 | 1,839 |
| 08 | Officras awareness program on early childhood development based on house(Div. Sec. level | 16 | 64,000.00 | 744 |
| 09 | Parents awareness program on how children are looked after through good methodologies (Div. Sec. program) | 16 | 64,000.00 | 759 |
| 10 | Aruna Dakina Rata esthetic program (Div. Sec. program) | 16 | 112,000.00 | 1,231 |
| 11 | National Week on early childhood care and development – for children (Div. Sec. program) | 16 | 239,700.00 | 4,626 |
| 12 | National Week on early childhood care and development – for parents (Div. Sec. program) | 16 | 1,199,000.00 | 972 |
| 13 | World Children day (Div. Sec. program) | 16 | 236,530.00 | 4,286 |
| 14 | Welikeliyen Pitu Atharata – children friendly education program (pilot project) | 05 | 100,000.00 | 384 |
| 15 | Awarenwss program for pre school teachers on nutrition (importance of the breakfast) | 12 | 120,000.00 | 1,084 |
| 16 | Lama Diriya pre school teachers allowance | - | 1,515,000.00 | 511 |
| 17 | Uththama Puja pregnant mothers nutrition allowance | Nutrition bags113,404 | 227,429,605.00 | - |
| 18 | Proram of giving breakfast for pre school children | Div Sec 13 | 9,132,530.00 | 3,136 |
| 19 | Proram of joining children with Otisam disability to pre school. | 06 | 120,000.00 | 264 |

4.2.3 Social Service Activities

Measures taken in 2017 in order to uplift disabled persons in Matara district and use their maximum contribution in the process of development under the guidance of Department of Social Services are as follows.

Social Services Activities of the District – Year 2017

| Division of Div. Sec. | Public allowane | | Casual allowance | | Cancer allowance | | Thelasimea | | consumption | | Disabled living | | Elders living | |
|--------------------------|-----------------|---------------------|---------------------|---------------------|------------------|---------------------|------------|---------------------|-------------|---------------------|-----------------|---------------------|---------------|---------------------|
| | No. | Amount paid (Rs) | No. | Amount paid (Rs) | No. | Amount paid (Rs) | No. | Amount paid (Rs) | No. | Amount paid (Rs) | No. | Amount paid (Rs) | No. | Amount paid (Rs) |
| Matara | 562 | 1,793,850.00 | 20 | 308,500.00 | 82 | 467,750.00 | 01 | 8,400.00 | 03 | 3,300.00 | 110 | 3,915,000.00 | 2,363 | 56,602,000.00 |
| Weligama | 886 | 2,779,150.00 | 05 | 92,000.00 | 100 | 509,650.00 | 02 | 16,100.00 | 05 | 9,600.00 | 96 | 3,417,000.00 | 1,298 | 30,974,200.00 |
| Kamburupitiya | 574 | 2,272,850.00 | 23 | 386,000.00 | 80 | 484,400.00 | 01 | 8,400.00 | 02 | 7,800.00 | 99 | 3,090,300.00 | 848 | 1,696,000.00 |
| Hakmana | 364 | 1,425,850.00 | 17 | 110,500.00 | 43 | 243,350.00 | 4 | 33,600.00 | - | - | 67 | 201,000.00 | 946 | 1,892,000.00 |
| Pasgoda | 537 | 1,801,150.00 | 35 | 499,500.00 | 62 | 322,250.00 | 4 | 32,900.00 | - | - | 106 | 3,816,000.00 | 2,321 | 4,642,000.00 |
| Kotapola | 488 | 1,604,400.00 | 15 | 197,00.00 | 76 | 345,800.00 | 3 | 25,200.00 | 1 | 3,850.00 | 104 | 9,351,000.00 | 864 | 19,701,100.00 |
| Malimbada | 332 | 1,104,850.00 | 05 | 28,500.00 | 69 | 400,800.00 | 05 | 37,200.00 | 04 | 3,350.00 | 89 | 3,186,000.00 | 1,186 | 26,869,800.00 |
| Akuressa | 653 | 2,160,050.00 | 10 | 131,000.00 | 83 | 469,950.00 | 03 | 25,200.00 | 01 | 2,500.00 | 81 | 294,000.00 | 1,001 | 2,002,000.00 |
| Dikwella | 535 | 1,732,900.00 | 6 | 377,000.00 | 95 | 527,650.00 | 2 | 16,800.00 | 1 | 5,400.00 | 99 | 3,534,000.00 | 1,052 | 25,234,000.00 |
| Thihagoda | 657 | 2,175,550.00 | 22 | 273,750.00 | 68 | 345,550.00 | - | - | - | - | 114 | 4,104,000.00 | 952 | 22,848,000.00 |
| Mulatiyana | 946 | 3,199,400.00 | 21 | 500,000.00 | 87 | 476,000.00 | 5 | 39,900.00 | 1 | 2,250.00 | 115 | 4,140,000.00 | 1,590 | 37,920,000.00 |
| Devinuwara | 1,135 | 3,820,700.00 | 22 | 442,000.00 | 70 | 406,450.00 | - | - | - | - | 98 | 3,462,000.00 | 1,555 | 37,444,000.00 |
| Welipitiya | 425 | 1,396,900.00 | 07 | 74,000.00 | 86 | 483,450.00 | 01 | 8,400.00 | 05 | 14,050.00 | 67 | 2,364,000.00 | 899 | 21,594,000.00 |
| Kirinda Puhulwella | 269 | 882,350.00 | 10 | 136,000.00 | 42 | 226,400.00 | - | - | 01 | 450.00 | 64 | 192,000.00 | 752 | 1,504,000.00 |
| Pitabeddara | 361 | 1,224,550.00 | 17 | 276,000.00 | 49 | 252,900.00 | 01 | 8,400.00 | 02 | 6,050.00 | 73 | 2,628,000.00 | 798 | 18,194,400.00 |
| Athuraliya | 489 | 1,745,450.00 | 10 | 338,500.00 | 50 | 274,100.00 | 01 | 8,400.00 | 02 | 3,800.00 | 108 | 324,000.00 | 1,098 | 26,352,000.00 |
| Total | 9,213 | 31,119,950.00 | 245 | 3,973,250.00 | 1,142 | 6,236,450.00 | 33 | 268,900.00 | 28 | 62,400.00 | 1,490 | 48,018,300.00 | 19,523 | 335,469,500.00 |

4.2.4. Social Security Activities

Aim of this scheme is to secure financial security of employees who are not paid pension and involve in improper jobs when they become senior citizens. This reduces expenditure of social welfare by giving the a pension after 60 years . Accordingly details of Social security pension scheme in 2017 are as follows.

| Social security pension scheme | No. of persons |
|---------------------------------------|-----------------------|
| Enrollements | 2,919 |
| Payments of pension | 189 |
| Payments of death disabilities | 4 |

- ❖ Public officers who have achieved targets were awarded certificates and medals on 07.11.2017 at Nelum Pokuna Theatre.
- ❖ To do all administrative activities pertaining to the implementation of pension scheme.

4.2.5 Counseling Service Activities.

Summarized details of counseling activities done within 2017 by Counselling Assistant Officers attached under ministry of Women and child Affairs are as follows.

| Serial No | Program | No. of programs | No. of beneficiaries | Allocation |
|------------------|---|------------------------|-----------------------------|-------------------|
| 01 | Atha demu Hitha hadamu counseling program for children and parents affected by natural disasters. | 15 | 1,611 | 25,000.00 |
| 02 | Yovun Wasanthayata Aruthbara hetak program | 25 | 695 | 475,000.00 |
| 03 | Distribution of school equipments for winning the future after good education – Allocation of Southern Provincial Councillors (four councilors) – According to a project report wriien. | 01 | 800 | 300,000.00 |
| 04 | Awarenwss of conselling officers on disaster counseling. | 01 | 23 | - |

| | | | | |
|----|---|-----|-------|---|
| 05 | Awareness of parents of school children | 21 | 1,251 | - |
| 06 | Awareness of children on misuse of internet and mobile phones | 01 | 120 | - |
| 07 | Awareness of school children | 77 | 2,566 | - |
| 08 | Personality development programs | 11 | 492 | - |
| 09 | Mental health and counselling programs for psychiatric | 08 | 270 | - |
| 10 | Awareness of child societies | 12 | 398 | - |
| 11 | Counselling programs on anti drug for school children and for drug addicts. | 11 | 853 | - |
| 12 | 'Happy house free from conflicts' pre marriage counseling program for marriage expected youths | 08 | 441 | - |
| 13 | Program of strengthening disabled community through counseling on the theme of 'Let's make losses blessing for the life' | 02 | 68 | - |
| 14 | Psychological counseling for elder community to happily spend the retired life. | 14 | 1,436 | - |
| 15 | Let's see the child through a scene of art | 07 | 889 | - |
| 16 | Counselling awareness program for pregnant mothers on "how give a child with good personality to the society" | 04 | 255 | - |
| 17 | School counseling mobile service program. | 06 | 350 | - |
| 18 | Mental stress and good mental health | 05 | 269 | - |
| 19 | Community awareness program on Importance of psychological counseling for abused children | | | - |
| 20 | Awareness program for parents of pre school children on 'the way of looking after the child may decide their personality' | 23 | 1,111 | - |
| 21 | Counselling program for officers on 'let's minimize the stress in the job life' | 03 | 169 | - |
| 22 | Counselling workshop for care takers of psychiatric patients on how looked after psychiatric patients | 02 | 46 | - |
| 23 | Teenage, problems of teenage and counseling | 06 | 211 | - |
| 24 | Awareness of women societies | 17 | 304 | - |
| 25 | Community awareness program on | 110 | 3,313 | |

| | | | | |
|--------------|---|-----------|------------|-------------------|
| | counseling. | | | |
| 26 | Attitude development programs | 05 | 370 | - |
| 27 | Time management | 02 | 122 | - |
| 28 | Musical programs | 01 | 342 | - |
| 29 | Awareness for Dhamma school | 03 | 216 | - |
| 30 | Programs for pre school children and pre school teachers | 02 | 66 | - |
| Total | | | | 800,000.00 |

4.2.6 Sport Activities of the District.

- ❖ Held training camps on games such as Volleball, Kabadi, athletics, Boxing, Netball, Swimming, Beach Kabadi, Gymnastic etc.
- ❖ Selection of athlets for a pool in 13 games.
- ❖ Maintain 16 training pools within Matara district for such 13 games.
- ❖ Held Volleyball and Cricket match among circles of District Secretariat in relation to sports and body fitness promotion week 2017 and walk and body fitness programs were held in Akuressa.
- ❖ Held events among all Divisional Secretarits and sport clubs.

4.2.7 Women Affairs of the District

| Serial No. | Program name and activity | Dic. Secretariat | Exp. Borne by Ministry allocation (Rs.) | No. of beneficiaries |
|-------------------|-------------------------------------|-------------------------|--|-----------------------------|
| 1 | International women day | Dis. Sec.. | 2,536,981.70 | 2,532,466.74 |
| 2 | Substitute walk | Dis. Sec. | 25,000.00 | 25,000.00 |
| 3 | Avoid of volence occurred on gender | Dis. Sec. | 81,900.00 | 81,900.00 |
| 4 | Income generation programs | Pitabaddara | 28,000.00 | 28,000.00 |
| | | Matara | 28,000.00 | 27,500.00 |
| | | Devinuwara | 28,000.00 | 28,000.00 |
| | | Kirinda | 28,000.00 | 26,148.00 |
| 5 | Craftsmen training | Kamburupitiya | 50,000.00 | 50,000.00 |

| | | | | |
|-----------|---|-------------------|-------------------|-------------------|
| | program | | | |
| 6 | Awarenwss on volence occurred on gender | Matara | 23,300.00 | 23,300.00 |
| 7 | Loan program of economically empowering widow chief occupants women. | Mulatiyana | 200,000.00 | 200,000.00 |
| | | Pasgoda | 200,000.00 | 200,000.00 |
| | | Dickwella | 200,000.00 | 200,000.00 |
| | | Weligama | 200,000.00 | 200,000.00 |
| | | Malimbada | 200,000.00 | 200,000.00 |
| | | Hakmana | 200,000.00 | 200,000.00 |
| | | Kotapola | 80,000.00 | 80,000.00 |
| 8 | Batik and women tailoring | Pasgoda | 186,974.00 | 186,974.00 |
| 9 | Progress review meeting | Dis. Sec. | 5,600.00 | 5,400.00 |
| 10 | Printing of widows account books | Mulatiyana | 4,000.00 | 3,900.00 |
| | | Pasgoda | 4,000.00 | 4,000.00 |
| | | Dickwella | 4,000.00 | 4,000.00 |
| | | Weligama | 4,000.00 | 4,000.00 |
| | | Malimbada | 4,000.00 | 4,000.00 |
| | | Hakmana | 4,000.00 | 3,700.00 |
| 11 | District account training | Dis. Sec.. | 33,250.00 | 33,250.00 |

Financial progress of programs implemented for giving reliefs for children and women affected by sudden disasters.

| Div. Secretariat | Provisiona given | Expenditure | Balance |
|------------------|----------------------|----------------------|---------------------|
| Pitabaddara | 4,168,390.00 | 4,094,980.50 | 73,409.50 |
| Dickwella | 353,625.00 | 352,750.00 | 875.00 |
| Kotapola | 1,510,850.00 | 1,454,309.39 | 56,540.61 |
| Pasgoda | 513,950.00 | 313,463.00 | 200,487.00 |
| Weligama | 430,000.00 | 429,762.00 | 238.00 |
| Mulatiyana | 5,289,498.00 | 4,771,796.62 | 517,701.38 |
| Matara | 1,203,149.00 | 923,350.50 | 279,798.50 |
| Athuraliya | 3,143,747.00 | 2,606,663.50 | 537,083.50 |
| Kamburupitiya | 2,872,500.00 | 2,421,987.61 | 450,512.39 |
| Thihagoda | 3,382,354.00 | 3,283,694.13 | 98,659.87 |
| Malimbada | 665,100.00 | 657,006.59 | 8,093.41 |
| Hakmana | 90,000.00 | 89,000.00 | 100.00 |
| Welipitiya | 365,044.00 | 365,044.00 | - |
| KIrinla | 333,030.00 | 304,554.00 | 28,476.00 |
| Puhulwella | | | |
| Total | 24,426,237.00 | 22,163,361.84 | 2,262,875.16 |

4.2.8 Probation and Child Protection Services

| Program | Amount spent (Rs.) |
|---|--------------------|
| Held 8 monthly progress meetings of Child Rights Promotion Officers | 12,600.00 |
| Held world children day program (For children in the district) | 15,000.00 |
| Held one day program for employed women | 10,000.00 |
| Officer training on meaningful participation of children | 20,250.00 |
| Held 03 district child societies for the children in the district | 10,000.00 |
| Training program of obtaing basic data in minimizing volence against children and women | 16,650.00 |
| Awareness program for the community and children. | 23,500.00 |

4.3 Progress of Development Activities.

4.3.1 Development projects done under the object code of District Secretariat.

Capital assets rehabilitation and Improvement (Buildings and constructions)

Details of Capital assets rehabilitation and Improvement under object code 262 (Buildings and constructions) are as follows.

| Description of Expenditure | | Allocation (Rs:) | Expenditure (Rs:) |
|--|---|----------------------|----------------------|
| District Secretariat Matara | | | |
| Buildings and Construction | | 10,512,640.00 | |
| District Secretariat Matara | | | |
| | Repair of the record room | | 1,344,702.78 |
| | Repair of building of Provincial Audit division | | 975,128.06 |
| | Repair of building of District Secretariat | | 512,571.00 |
| | Sub Total | | 2,832,401.84 |
| Divisional Secretariat Matara | | | |
| | Construction of the roof of the part adjoining to the auditorium. | | 420,336.43 |
| | Purchase of iron racks for the office | | 406,664.00 |
| | Sub Total | | 827,000.43 |
| Divisional Secretariat Weligama | | | |
| | Partitioning of fixed division of second floor of the office | | 246,687.85 |
| | Repair of rest room of drivers | | 177,657.90 |
| | Renovation of electricity of the second floor of the office | | 115,417.00 |
| | Repair of reception room of the office | | 99,065.24 |
| | Fixing electric fan grills of the old office building | | 161,172.01 |
| | Sub Total | | 800,000.00 |

| | | | |
|---|--|--|-------------------|
| Divisional Secretariat Kamburupitiya | | | |
| | Interlocking of the office road | | 210,460.00 |
| | Digging a well for the office | | 596,932.80 |
| | Construction of a motor room for the office drinking water well | | 109,434.98 |
| | Sub Total | | 916,827.78 |
| Divisional Secretariat Hakmana | | | |
| | Construction of bicycle garage | | 208,998.30 |
| | Sub Total | | 208,998.30 |
| Divisional Secretariat Pasgoda | | | |
| | Repair of toilet of No. 03 quarters | | 97,086.49 |
| | Sub Total | | 97,086.49 |
| Divisional Secretariat Kotapola | | | |
| | Renovation of office electricity system | | 713,885.00 |
| | Preparation of the new water supply | | 12,113.60 |
| | Repair of the quarters of Div. Secretary | | 19,370.00 |
| | Sub Total | | 745,368.60 |
| Divisional Secretariat Malimbada | | | |
| | Preparation of book racks of the record room | | 155,316.00 |
| | Fixing pantry cupboards | | 24,551.08 |
| | Concreting floor of bicycle garage. | | 19,964.00 |
| | Sub Total | | 199,831.08 |
| Divisional Secretariat Akuressa | | | |
| | Preparation of racks of registrar division of the office | | 44,412.00 |
| | Preparation of racks of the record room | | 146,000.00 |
| | Repair of the quarters of Div. Secretary | | 233,126.00 |
| | Sub Total | | 423,538.00 |
| Divisional Secretariat Dickwella | | | |

| | | | |
|---|---|--|------------|
| | Obtaining three phase electricity | | 43,469.20 |
| | Tiling development division | | 355,893.60 |
| | Repair of balcony of the upper floor | | 199,417.06 |
| | Renovation of toilets of the upper floor | | 20,000.00 |
| | Sub Total | | 618,779.86 |
| Divisional Secretariat Thihagoda | | | |
| | Tiling quarters of Div. Secretary | | 445,307.75 |
| | Sub Total | | 445,307.75 |
| Divisional Secretariat Mulatiyana | | | |
| | Fixing two gates for the upper floor | | 22,000.00 |
| | Construction of 02 rooms for generators | | 32,000.00 |
| | Obtaining electricity for the new building | | 38,652.80 |
| | Tiling head office building | | 761,347.20 |
| | Sub Total | | 854,000.00 |
| Divisional Secretariat Devinuwara | | | |
| | Fixing racks of the record room | | 250,000.00 |
| | Tiling of office stair case | | 46,237.00 |
| | Sub Total | | 296,237.00 |
| Divisional Secretariat Kirinda | | | |
| | Improvement of road to office garage | | 121,144.08 |
| | Repair of toilet system of the office | | 32,850.00 |
| | Sub Total | | 153,994.08 |
| Divisional Secretariat Pitabadhara | | | |
| | Partitioning rooms of quarters of Div. Secretary | | 161,824.12 |
| | Painting of office | | 206,540.14 |
| | Repair of office rooms of Div. Secretary and Asst. Div. Secretary | | 7,500.00 |
| | Sub Total | | 375,864.26 |

| | | | |
|--|---|--|----------------------|
| Divisional Secretariat Athuraliya | | | |
| | Construction of rock wall of the Div. secretariat | | 119,282.00 |
| | Preparation of the roof of balcony of Div. Secretariat | | 537,850.00 |
| | Sub Total | | 657,132.00 |
| Full Total | | | 10,452,367.47 |

Acquisition of Capital Assets (Building and Construction)

Details of Acquisition of capital assets (Building and Construction) under head 262 are as follows.

| Description of Expenditure | | Allocation (Rs:) | Expenditure (Rs:) |
|------------------------------------|---|-------------------------|--------------------------|
| District Secretariat Matara | | | |
| Buildings and Construction | | 80,000,000.00 | |
| District Secretariat Matara | | | |
| | Construction of Thihagoda Div. Secretariat | | 12,809,044.66 |
| | Construction of Dickwella Div. Secretariat | | 3,697,295.76 |
| | Construction of Malimbada Div. Secretariat | | 17,822,246.57 |
| | Construction of Welipitiya Div. Secretariat | | 2,946,332.66 |
| | Construction of Pitabaddara Div. Secretariat | | 600,000.00 |
| Buildings and Construction | | 100,000,000.00 | |
| | Construction of Hakmana Div. Secretariat | | 15,743,142.74 |
| | Sub Total | | 15,743,142.74 |
| | Full Total | | 53,618,062.39 |

4.3.2 Expenditure details of Line Ministries and Departments.

| Expenditure details of Line Ministries and Departments | | | | | | | |
|--|--|----------------|------------------|----------------|-----------------|----------------------|---------------------------|
| Head | Ministry / Department | Recurrent | | Capital | | Total | |
| | | Provisions Rs. | Expenditure Rs.. | Provisions Rs. | Expenditure Rs. | Total Provisions Rs. | Total Net Expenditure Rs. |
| 1 | Presidential Secretariat | 42,000.00 | 42,000.00 | 22,359,933.00 | 18,104,786,.58 | 22,401,933.00 | 18,146,786.58 |
| 2 | Prime Minister'e Office | - | - | 87,002.50 | 87,002.50 | 87,002.50 | 87,002.50 |
| 101 | Ministry of Buddhasasana | 41,869,000.00 | 11,598,365.87 | 13,142,238.88 | 12,639,446.41 | 55,211,238.88 | 24,237,812.28 |
| 104 | Ministry of National Policy and Economic Affairs | 424,500.00 | 361,733.39 | 608,692,401.19 | 380,030,294.90 | 609,116,901.19 | 380,392,028.29 |
| 106 | Ministry of Disaster Management | 73,346,918.17 | 50,655,495.07 | 181,041,930.00 | 40,530,457.00 | 254,388,848.17 | 91,185,952.07 |
| 110 | Ministry of Justice | 10,477,320.00 | 10,476,601.00 | - | - | 10,477,320.00 | 10,476,601.00 |
| 111 | Ministry of Health,Nutrition and Indegenous Medicine | 752,255.00 | 662,204.95 | 1,736,141.47 | 1,641,326.77 | 2,488,396.47 | 2,303,531.72 |
| 114 | Ministry of Transport and Civil Aviation | - | - | 273,555.00 | - | 273,555.00 | - |
| 117 | Ministry of Higher Education and Highways | - | - | 2,440,000.00 | 2,238,669.22 | 2,440,000.00 | 2,238,669.22 |
| 118 | Ministry of Agriculture | 27,430,592.38 | 27,287,888.39 | 288,485.00 | 254,505.00 | 27,719,077.38 | 27,542,393.39 |

| | | | | | | | |
|-----|---|----------------|----------------|----------------|----------------|----------------|----------------|
| 120 | Ministry of Women and Child Affairs | 263,567,977.00 | 261,401,697.49 | 17,600,673.94 | 17,110,055.78 | 281,168,650.94 | 278,511,753.27 |
| 121 | Ministry of Home Affairs | 447,645,125.00 | 413,078,742.98 | 260,759,071.00 | 110,086,380.38 | 708,404,196.00 | 523,165,123.36 |
| 122 | Ministry of Parliamentary Reforms and Media | - | - | 97,925.00 | 74,266.00 | 97,925.00 | 74,266.00 |
| 123 | Ministry of Housing and Construction | - | - | 5,600,000.00 | 5,591,609.17 | 5,600,000.00 | 5,591,609.17 |
| 124 | Ministry of Social Empowerment and Welfare | 529,552,169.43 | 512,173,684.18 | 2,231,160.00 | 2,159,474.00 | 531,783,329.43 | 514,333,158.18 |
| 126 | Ministry of Education | - | - | 37,846,489.00 | 111,856.03 | 37,846,489.00 | 111,856.03 |
| 130 | Ministry of Public Administration & Management | 948,262.00 | 886,253.64 | ,731,312.00 | 2,544,062.23 | 3,679,574.00 | 3,430,315.87 |
| 135 | Ministry of Plantation | - | - | 11,700,000.00 | 10,849,626.75 | 11,700,000.00 | 10,849,626.75 |
| 136 | Ministry of Sports | - | - | 16,203,226.30 | 6,293,448.02 | 16,203,226.30 | 6,293,448.02 |
| 140 | Ministry of New Villages Infrastructure and Community Development | - | - | 16,500.00 | 14,000.00 | 16,500.00 | 14,000.00 |
| 149 | Ministry of Industries and Commerce | - | - | 9,918,969.00 | 574,923.15 | 9,918,969.00 | 574,923.15 |

| | | | | | | | |
|------------|--|----------------------|----------------------|-----------------------|-----------------------|-----------------------|-----------------------|
| 151 | Ministry of Fisheries and Aquatic Resources Development | - | - | 42,859,571.92 | 27,246,049.52 | 42,859,571.92 | 27,246,049.52 |
| 153 | Ministry of Land | 16,306,061.43 | 16,172,651.70 | 111,634,902.80 | 102,182,110.91 | 127,940,964.23 | 118,354,762.61 |
| 154 | Ministry of Rural Economic Affairs | - | - | 6,441,120.00 | 5,477,031.68 | 6,441,120.00 | 5,477,031.68 |
| 157 | Ministry of National co-existence, dialogue and Official Languages | 6,200,507.39 | 5,595,504.28 | 1,430,659.00 | 1,315,268.18 | 7,631,166.39 | 6,910,772.46 |
| 163 | Ministry of Internal Affairs, Wayamba Development and Cultural Affairs | - | - | 18,567,371.63 | 10,469,865.46 | 18,567,371.63 | 10,469,865.46 |
| 165 | Ministry of National Integration & Reconciliation | - | - | 168,500 | 168,000.00 | 168,500.00 | 168,000.00 |
| 166 | Ministry of Urban Planing and Water Supply | - | - | 60,432,887.90 | 47,627,640.89 | 60,432,887.90 | 47,627,640.89 |
| 182 | Ministry of Foreign Employment | 25,838,375.00 | 23,852,303.90 | 97,000.00 | 58,747.50 | 25,935,375.00 | 23,911,051.40 |
| 192 | Ministry of Law & Order and | 1,000,000.00 | 216,027.00 | 393,199,485.21 | 73,934,395.95 | 394,199,485.21 | 74,150,422.95 |

| | | | | | | | |
|-----|--|---------------|---------------|--------------|--------------|---------------|---------------|
| | Southern Development | | | | | | |
| 194 | Ministry of Tele Communication and Digital Infra Structure Facilities. | - | - | 395,870.00 | 382,242.00 | 395,870.00 | 382,242.00 |
| 196 | Ministry of Science Technology and Research | 2,998,489.12 | 2,836,660.36 | 1,098,911.00 | 1,078,511.27 | 4,097,400.12 | 3,915,171.63 |
| 197 | Ministry of Skill Development and Vocational Training | 326,400.00 | 10,257.64 | 80,000.00 | 76,755.00 | 406,400.00 | 387,012.64 |
| 201 | Dept. of Buddhist Affairs | 29,251,840.00 | 26,911,983.00 | 2,229,000.00 | 1,784,812.48 | 31,480,840.00 | 28,696,795.48 |
| 202 | Ministry of Muslim Religious Affairs and Cultural Affairs | - | - | 625,000.00 | 613,297.93 | 625,000.00 | 613,297.93 |
| 203 | Ministry of Christian Religious Affairs | - | - | 3,500,000.00 | - | 3,500,000.00 | - |
| 206 | Ministry of Cultural Affairs | 3,078,431.25 | 2,143,060.41 | 40,000.00 | 39,682.00 | 3,118,431.25 | 2,182,742.41 |
| 210 | Dept. of Information | 16,500.00 | 14,000.00 | - | - | 16,500.00 | 14,000.00 |
| 216 | Dept. of Social Services | 13,666,397.64 | 13,351,665.02 | 504,425.00 | 499,959.00 | 14,170,822.64 | 13,851,624.02 |
| 217 | Dept. of Probation and Child Protection | 11,593,120.00 | 11,564,446.16 | 99,500.00 | 88,286.00 | 11,692,620.00 | 11,652,732.16 |

| | | | | | | | |
|-----|--------------------------------------|---------------|---------------|---------------|--------------|---------------|---------------|
| 219 | Dept. of Sport Development | 27,945.00 | 27,945.00 | 6,132,550.85 | 2,721,487.16 | 6,160,495.85 | 2,749,432.16 |
| 220 | Ayurvedic Department | - | - | 82,900.00 | 82,900.00 | 82,900.00 | 82,900.00 |
| 225 | Police Department | - | - | 3,100,000.00 | 1,772,785.35 | 3,100,000.00 | 1,772,785.35 |
| 227 | Dept. of Registration of Persons | 14,184,164.00 | 13,985,299.39 | - | - | 14,184,164.00 | 13,985,299.39 |
| 246 | Dept. of Inland Revenue | - | - | 10,272,923.08 | 2,585,020.95 | 10,272,923.08 | 2,585,020.95 |
| 252 | Dept. of Statistic and Census | 1,740,440.85 | 1,551,136.23 | 177,345.00 | 163,896.50 | 1,917,785.85 | 1,715,032.73 |
| 253 | Dept. of Pensions | 62,703,623.00 | 9,876,995.30 | - | - | 62,703,623.00 | 9,876,995.30 |
| 254 | Dept. of Registrar General | 1,835,228.00 | 1,794,651.50 | 56,649.60 | 56,649.60 | 1,891,877.60 | 1,851,301.10 |
| 284 | Dept. of Wild Life Conservation | 325,000.00 | 325,000.00 | - | - | 325,000.00 | 325,000.00 |
| 307 | Dept. of Motor Vehicle and Transport | 1,246,644.68 | 933,261.57 | 73,350.00 | - | 1,319,994.68 | 933,261.57 |
| 326 | Dept. of Community Based | 332,500.00 | 280,690.70 | - | - | 332,500.00 | 280,690.70 |
| 327 | Dept. of Land Use Policy Planning | 881,000.00 | 879,763.00 | 943,000.00 | 939,779.09 | 1,824,000.00 | 1,819,542.09 |
| 328 | Dept. of Manpower and Employment | 1,416,883.00 | 1,335,301.00 | 554,750.00 | 483,811.01 | 1,971,633.00 | 1,819,112.01 |

4.3.3 Development Projects Done Under Ministry of Economic Development Within the Year 2017.

Decentralized capital budget program - 2017 Financial and physical progress as at 31.12.2017 at division wise

| Serial No. | Div. Sec. Division | No. of project approved | Allocation (Rs. m.) | Total estimated cost (Rs. m.) | Project expenditure (Rs. m.) | Physical progress (Division wise) | | | | | | | No. of beneficiaries |
|----------------------|--------------------|-------------------------|---------------------|-------------------------------|------------------------------|-----------------------------------|---|---|---|---|---|-----|----------------------|
| | | | | | | A | B | C | D | E | F | G | |
| 1 | Matara | 181 | 22.27 | 20.21 | 16.71 | | | 1 | | | | 180 | 10,896 |
| 2 | Weligama | 92 | 7.98 | 7.77 | 7.12 | | | | | | | 92 | 598 |
| 3 | Kamburupitiya | 54 | 5.20 | 4.49 | 3.32 | | 1 | 1 | | | | 52 | 4,415 |
| 4 | Hakmana | 29 | 2.44 | 4.49 | 1.99 | 1 | | | | | | 28 | 5,351 |
| 5 | Pasgoda | 59 | 5.35 | 5.22 | 1.12 | 1 | | | | | | 58 | 150 |
| 6 | Kotapola | 54 | 3.95 | 5.61 | 3.78 | | | | | | | 54 | 195 |
| 7 | Malimbada | 48 | 3.12 | 3.07 | 2.85 | | | | | | | 48 | 587 |
| 8 | Akuressa | 50 | 5.05 | 9.75 | 4.61 | | | | | | | 50 | 14,861 |
| 9 | Dickwella | 65 | 7.59 | 15.59 | 3.75 | | 1 | | | | | 64 | 455 |
| 10 | Thihagoda | 45 | 2.84 | 5.77 | 1.33 | | | 3 | 1 | | 1 | 40 | 580 |
| 11 | Mulatiyana | 78 | 5.99 | 6.11 | 4.07 | | | | | | | 78 | 877 |
| 12 | Devinuwara | 56 | 4.89 | 3.05 | 3.93 | | | | | | | 56 | 2,921 |
| 13 | Kirinda | 59 | 5.68 | 5.14 | 5.02 | | 1 | | | | | 58 | 11,792 |
| 14 | Pitabaddara | 27 | 2.19 | 1.97 | 2.07 | | | | | | | 27 | 3,454 |
| 15 | Pitabaddara | 54 | 4.25 | 2.27 | 2.62 | 1 | | | | | | 53 | 397 |
| 16 | Athuraliya | 38 | 3.33 | 2.26 | 2.84 | 1 | | | | | | 37 | 4,623 |
| 17 | Dis. Secretariat | 12 | 9.24 | | 9.21 | | | | | | | 12 | |
| Adminiistrative cost | | | | | 1.64 | | | | | | | | |
| Total | | 1,001 | 101.36 | 102.68 | 77.98 | 4 | 3 | 5 | 1 | - | 1 | 987 | 62,152 |

Rural Infra Structure Facilities Development Program – 2017
Financial and physical progress as at 27.12.2017 at division wise

| Serial No. | Div. Sec. Division | No. of project approved | Allocation (Rs. m.) | Total estimated cost (Rs. m.) | Project expenditure (Rs. m.) | Physical progress (Division wise) | | | | | | | No. of beneficiaries |
|------------|--------------------|-------------------------|---------------------|-------------------------------|------------------------------|-----------------------------------|----|---|---|---|---|-----|----------------------|
| | | | | | | A | B | C | D | E | F | G | |
| 1 | Matara | 100 | 33.00 | 31.86 | 21.16 | | 7 | | | | | 93 | 11,826 |
| 2 | Weligama | 51 | 24.00 | 23.07 | 17.24 | | 1 | | | | | 50 | 7,498 |
| 3 | Kamburupitiya | 58 | 19.50 | 41.20 | 16.44 | 1 | 4 | | | | | 53 | 13,181 |
| 4 | Hakmana | 43 | 17.00 | 33.77 | 11.33 | | 1 | 1 | | 1 | | 40 | 16,911 |
| 5 | Pasgoda | 58 | 21.50 | 44.66 | 3.24 | 1 | | | | | | 57 | 14,520 |
| 6 | Kotapola | 37 | 18.50 | 39.81 | 11.06 | | | 1 | | | | 36 | 4,911 |
| 7 | Malimbada | 50 | 14.50 | 25.19 | 10.25 | | | | 1 | | | 49 | 12,719 |
| 8 | Akuressa | 56 | 23.00 | 46.89 | 22.50 | | | | | | | 56 | 6,144 |
| 9 | Dickwella | 51 | 24.00 | 51.52 | 19.02 | | | | | | | 51 | 7,365 |
| 10 | Thihagoda | 42 | 20.00 | 35.43 | 16.22 | | | | | | | 42 | 8,791 |
| 11 | Mulatiyana | 70 | 24.00 | 21.61 | 17.78 | | | | | | | 70 | 9,679 |
| 12 | Devinuwara | 41 | 20.50 | 19.11 | 19.05 | | 1 | | | | | 40 | 7,584 |
| 13 | Welipitiya | 40 | 19.00 | 40.49 | 16.49 | | | 1 | | 1 | | 38 | 8,559 |
| 14 | Kirinda | 32 | 12.50 | 21.93 | 9.88 | 1 | 2 | | | | | 29 | 6,152 |
| 15 | Pitabaddara | 49 | 20.00 | 41.05 | 15.24 | | 2 | | | | 1 | 46 | 11,114 |
| 16 | Athuraliya | 35 | 14.00 | 13.85 | 12.26 | | 2 | | | | | 33 | 14,652 |
| Total | | 813 | 325.00 | 531.44 | 239.16 | 3 | 20 | 3 | 1 | 2 | 1 | 783 | 161,606 |

Rural Infra Structure Facilities Development Program (special) – 2017
Financial and physical progress as at 31.12.2017 at division wise

| Serial No. | Div. Sec. Division | No. of project approved | Allocation (Rs. m.) | Total estimated cost (Rs. m.) | Project expenditure (Rs. m.) | Physical progress (Division wise) | | | | | | | No. of beneficiaries |
|------------|--------------------|-------------------------|---------------------|-------------------------------|------------------------------|-----------------------------------|---|---|---|---|---|-----|----------------------|
| | | | | | | A | B | C | D | E | F | G | |
| 1 | Matara | 16 | 20.00 | 17.17 | 2.38 | | | | | | | 16 | 3,521 |
| 2 | Weligama | 12 | 14.50 | 12.97 | 0.45 | 1 | 2 | | | | | 9 | 86 |
| 3 | Kamburupitiya | 11 | 11.40 | 23.34 | 5.28 | | 2 | 1 | | | | 8 | 459 |
| 4 | Hakmana | 9 | 10.33 | 6.27 | 1.32 | 3 | | | | 1 | | 5 | 32,523 |
| 5 | Pasgoda | 9 | 11.16 | 22.34 | 0.00 | | 1 | | | | | 8 | 2,290 |
| 6 | Kotapola | 7 | 7.83 | 12.88 | 1.93 | | | | | | | 7 | 699 |
| 7 | Malimbada | 10 | 5.00 | 10.66 | 4.95 | | | | | | | 10 | 2,369 |
| 8 | Akuressa | 7 | 9.00 | 8.91 | 8.34 | | | | | 1 | | 6 | 2,102 |
| 9 | Dickwella | 13 | 18.50 | 39.73 | 8.87 | | | | | | | 13 | 2,633 |
| 10 | Thihagoda | - | 0.00 | - | 0.00 | | | | | | | 0 | 0 |
| 11 | Mulatiyana | 6 | 6.75 | 6.50 | 0.33 | | | | | | | 6 | 799 |
| 12 | Devinuwara | 3 | 1.82 | 1.73 | 0.27 | | | | | | | 3 | 927 |
| 13 | Welipitiya | 11 | 15.00 | 28.82 | 0.49 | | | | | | | 111 | 2,624 |
| 14 | KIrinda | 4 | 6.00 | 35.15 | 4.01 | | | | | | | 4 | 814 |
| 15 | Pitabaddara | 6 | 7.83 | 7.83 | 1.81 | | | | | 1 | | 5 | 521 |
| 16 | Athuraliya | 10 | 5.00 | 4.95 | 3.45 | | 3 | | | | | 7 | 457 |
| Total | | 134 | 150.12 | 199.45 | 43.88 | 4 | 8 | 1 | - | 3 | - | 118 | 52,824 |

Southern Region Development Program - 2017
Financial and physical progress Division wise as at 31.12.2017

| Serial No. | Div. Sec. | No. of project approved | Allocation (Rs. m.) | Total Estimated Cost (Rs. m.) | Project Cost (Rs. m.) | Physical progress (project wise) | | | | | | | No. of bills in hand | Value of bills in hand (Rs.m..) |
|------------|---------------|-------------------------|---------------------|-------------------------------|-----------------------|----------------------------------|----|----|----|---|---|-----|----------------------|---------------------------------|
| | | | | | | A | B | C | D | E | F | G | | |
| 1 | Matara | 40 | 20.00 | 16.01 | 4.83 | 10 | | 2 | | | | 28 | 15 | 6.19 |
| 2 | Weligama | 15 | 9.50 | 8.99 | 1.97 | | | 2 | | | | 13 | 9 | 6.30 |
| 3 | Kamburupitiya | 20 | 9.80 | 8.75 | 6.16 | 1 | | | | | | 19 | 8 | 2.69 |
| 4 | Hakmana | 21 | 9.90 | 9.90 | 4.38 | 1 | | | | | 2 | 18 | 7 | 3.70 |
| 5 | Pasgoda | 50 | 33.00 | 28.21 | 0.98 | 6 | | | | | | 44 | 42 | 27.90 |
| 6 | Kotapola | 76 | 74.00 | 58.40 | 4.76 | 14 | 9 | 2 | 1 | | | 50 | 44 | 39.41 |
| 7 | Malimbada | 40 | 15.25 | 14.57 | 9.60 | 1 | | | | | | 39 | 7 | 4.99 |
| 8 | Akuressa | 49 | 24.50 | 24.16 | 8.45 | | | 5 | 3 | | | 41 | 18 | 11.056 |
| 9 | Dickwella | 27 | 10.00 | 9.38 | 4.17 | | | | | | | 27 | 14 | 5.54 |
| 10 | Thihagoda | 14 | 6.70 | 6.49 | 1.23 | | 1 | 1 | 1 | | | 11 | 8 | 3.45 |
| 11 | Mulatiyana | 18 | 10.10 | 7.60 | 1.19 | | | | 3 | | | 15 | 11 | 6.84 |
| 12 | Devinuwarra | 30 | 10.00 | 8.83 | 4.02 | 5 | | | | | | 25 | 11 | 4.66 |
| 13 | Welipitiya | 15 | 10.00 | 9.98 | 2.17 | 1 | | | | | | 14 | 10 | 7.12 |
| 14 | KIrinna | 8 | 5.00 | 4.25 | 0.46 | 1 | | | | | | 7 | 6 | 3.64 |
| 15 | Pitabaddara | 79 | 80.65 | 79.76 | - | 6 | 15 | 1 | | | 2 | 55 | 57 | 55.39 |
| 16 | Athuraliya | 38 | 15.80 | 12.63 | 1.77 | 6 | | | 2 | | | 30 | 26 | 9.74 |
| 17 | Dis. Sec. | 4 | 38.54 | 24.04 | 7.98 | 2 | | | | | | 2 | 1 | 15.85 |
| Total | | 544 | 382.74 | 331.95 | 64.07 | 54 | 25 | 13 | 10 | 0 | 4 | 438 | 294 | 214.50 |

Grama Shakthi Janatha Movement
Progress as at 31.12.2017

| Permit No. | Program | Allocation (Rs.) | Cost as at 31.12.2017 (Rs.) |
|-------------------|---|-------------------------|------------------------------------|
| 378 | For training program on Grama Shakthi Movement 31.08.2017 and 01.09.2017 | 136,200.00 | 114,958.50 |
| 418 | For training program on 'Micro Finance' held from 26.11.2017 to 28.11.2018. | 500,000.00 | 294,223.00 |
| 531 | For National festival of socializing Grama Shakthi Janatha Movement on 20.10.2017.(To participate members in villages) | 67,450.00 | 65,180.00 |
| 560 | Implementation of projects using allocation of 2.5 lakhs for selected Grama Niladari divisions for Grama Shakthi Janatha Movement (within 16 Div. Sec. Divisions) 52 projects. | 12,000,000.00 | 8,604,415.83 |
| 626 | For National Festival of socializaing Grama Shakthi Janatha Movement - on 20.10.2017. | 410,400.00 | 361,645.00 |
| Total | | 13,114,050.00 | 9,440,422.33 |

Construction of side wicket – 2017

| Serial No. | Project Name | Div. Sec. Div.. | Total allocation (Rs.) | Agreed amount (Rs.) | As at 31.12.2017 | | As at 31.12.2017 | | | Cont. amount (Rs.) |
|------------|-------------------------------------|-----------------|-------------------------|---------------------|-------------------|--------------------|-----------------------------|-------------------|---|--------------------|
| | | | | | Physical progress | Financial progress | Value of billsin hand (Rs.) | Admin. Cost (Rs.) | Value of billsin hand with admin. (Rs.) | |
| 1 | MR/ Deniyaya Maha Vidyalaya | Kotapola | 600,000.00 | 538,093.47 | 100% | - | 514,533.28 | 15,436.00 | 529,969.28 | |
| 2 | MR/ Godauda Maha Vidyalaya | දිකුල්ල | 600,000.00 | 527,832.22 | 100% | - | 527,598.80 | 15,827.00 | 543,425.80 | |
| 3 | MR/ Vijitha Maha Vidyalaya | Dickwella | 600,000.00 | 527,832.22 | 100% | - | 527,598.80 | 15,827.00 | 543,425.80 | |
| 4 | Rahula College - Matara | Matara | 600,000.00 | 527,832.22 | 100% | - | 582,000.00 | 18,000.00 | 600,000.00 | |
| 5 | Matara Central College | Matara | 600,000.00 | 527,832.22 | 100% | - | 582,000.00 | 18,000.00 | 600,000.00 | |
| 6 | Palatuwa Gunarathana Maha vidyalaya | Thihagoda | 600,000.00 | 527,832.22 | 100% | - | 582,000.00 | 18,000.00 | 600,000.00 | |
| 7 | Thelijjawila Central College | Malimbada | 600,000.00 | 527,832.22 | 100% | - | 582,000.00 | 18,000.00 | 600,000.00 | |
| 8 | Siddhartha College | Weligama | 600,000.00 | 527,832.22 | 100% | - | 582,000.00 | 18,000.00 | 600,000.00 | |
| 9 | St. Thomas College | Matara | 600,000.00 | 527,832.22 | - | - | 582,000.00 | - | - | 600,000 |
| Total | | | 5,400,000.00 | 4,760,751.23 | | | 4,479,730.88 | 137,090.00 | 4,616,820.88 | 600,000 |

Rehabilitation of roads damaged due to floods and landslides

| Serial No. | Div. Sec. Div. | No. of project approved | Alocation (Rs. m.) | Project Cost (Rs. m.) | No. of project completed | Projects with bills in hand | Arrears (Rs. m.) | Cont. projects for 2018 |
|-------------------------------|------------------|-------------------------|--------------------|-----------------------|--------------------------|-----------------------------|------------------|-------------------------|
| 1 | Malimbada | 26 | 24.00 | 21.33 | 26 | 2 | 1.70 | 0 |
| 2 | Pasgoda | 47 | 38.00 | - | 44 | 44 | 35.21 | 2 |
| 3 | Devinuwara | 38 | 36.00 | 22.07 | 38 | 1 | 0.48 | 0 |
| 4 | Athuraliya | 36 | 20.00 | - | 25 | 25 | 13.22 | 11 |
| 5 | Akuressa | 62 | 39.00 | 30.63 | 60 | 12 | 7.18 | 2 |
| 6 | Thihagoda | 61 | 44.50 | 1.77 | 57 | 53 | 29.50 | 4 |
| 7 | Dickwella | 26 | 1.30 | 5.75 | 26 | 14 | 6.78 | 0 |
| 8 | Kirinda | 21 | 15.00 | 8.07 | 20 | 8 | 6.42 | 1 |
| 9 | Hakmana | 28 | 19.99 | 5.05 | 18 | 8 | 5.84 | 4 |
| 10 | Pitabaddara | 39 | 24.00 | 18.32 | 35 | 8 | 4.93 | 4 |
| 11 | Matara | 38 | 24.15 | 16.48 | 37 | 9 | 5.39 | 1 |
| 12 | Kamburupitiya | 34 | 30.03 | 10.87 | 25 | 17 | 12.07 | 9 |
| 13 | Kotapola | 36 | 36.00 | 18.91 | 23 | - | - | 0 |
| 14 | Weligama | 13 | 12.70 | 4.18 | 12 | 7 | 6.72 | 1 |
| 15 | Welipitiya | 11 | 11.00 | 2.97 | 8 | 4 | 2.63 | 2 |
| 16 | Mulatiyana | 53 | 35.70 | 1.51 | 48 | 46 | 31.04 | 5 |
| 17 | Dis. Sec. | 1 | 3.70 | - | - | 1 | 1.07 | 1 |
| 18 | Prov. Roads Dev. | 28 | 1,039.65 | 150.88 | 2 | 22 | 182.44 | 26 |
| 19 | Pr. Sabha Roads | 45 | 45.27 | - | - | - | - | 0 |
| Total | | 643 | 1,500.00 | 318.81 | 504 | 281 | 352.63 | 73 |
| Buildings and rehabilitation. | | | | | | | 2.94 | |
| Grand total | | | | | | | 355.57 | |

Development of Rural Playgrounds – Monthly progress

| Project task | Div. Sec. Div. | Allocation (Rs. m.) | Amount spent (Rs. m.) | Achi eved | Physical prog. | Other |
|--|---------------------------|--------------------------------|--------------------------------------|----------------------|---------------------------|------------------|
| 01. Matara Model school (Thudawa) development of playground | Matara | 200,018.37 | 174,762.94 | 100% | 100% | Completed |
| 02. Dev. of Olcotte school playground of Weragampita | Matara | 513,175.24 | 454,137.38 | 100% | 100% | Completed |
| 03. Dev. of Wanigasekara Vidyalaya school playground of Wewahamanduwa | Matara | 1,016,850.85 | 961,398.47 | 100% | 100% | Completed |
| 04. Construction of playground of MR/ Derangala Maha Vidyalaya | Pitabaddara | 1,214,286.00 | | | 80% | Completed /cont. |
| 05. Dev. of playground of MR. Gandara I Hashar Muslim school | Devinuwar | 1,199,641.82 | 999,988.14 | 100% | 100% | Completed |
| 06. Renovation of swimming pool of MR/ Vijitha Central College | Dickwella | 2,000,000.00 | 981,525.00 | 50% | 80% | Cont. |
| 07. Dev. of volleyball playground of Godauda Maha Vidyalaya | Dickwella | 199,784.93 | 193,965.96 | 100% | 100% | Completed |
| 08. Dev. of playground of Hakmana Div. Sec. | Hakmana | 200,000.00 | 196,000.00 | 100% | 100% | Completed |
| 09. Dev. of playground of MR/ Nadugala Maha Vidyalaya | Thihagoda | 712,063.08 | 627,428.53 | 100% | 100% | Completed |

| | | | | | | |
|---|---------------|----------------------|---------------------|-------------|-------------|-----------|
| 10. Dev. of playground of Horagoda East Bhagyagama | Malimbada | 200,000.00 | 194,000.00 | 100% | 100% | Completed |
| 11. Dev. of Bibulewela public playground | Kamburupitiya | 199,363.40 | 193,556.70 | 100% | 100% | Completed |
| 12. Construction of Boxing circle of Narandeniya National school | Kamburupitiya | 2,903,200.00 | 521,673.21 | 20% | 60% | Cont. |
| 13. Dev. of Diganahena playground | Akuressa | 269,219.09 | 256,710.30 | 100% | 100% | Completed |
| 14. Dev. of Akuressa Maha Vidyalaya playground | Akuressa | 586,241.47 | 518,109.50 | 100% | 100% | Completed |
| 15. Dev. of playground of Nimalawa Junior school | Akuressa | 548,370.49 | 470,275.30 | 100% | 100% | Completed |
| 16. Dev. of playground of Galhena Junior school | Akuressa | 310,070.38 | 192,126.80 | 100% | 100% | Completed |
| 17. Dev. of playground of Dediyaigala Junior school | Akuressa | 301,089.60 | 292,056.92 | 100% | 100% | Completed |
| 18. Dev. of playground of Lenama Junior school | Akuressa | 1,055,018.44 | 948,173.10 | 100% | 100% | Completed |
| 19. Fixing a door for Matara fort playground | Matara | 40,084.48 | 40,082.40 | 100% | 100% | Completed |
| Total | | 13,868,477.64 | 8,215,970.65 | | | |

4.3.4 Activities of Divineguma National Program.

Samurdhi Livelihood Development Program - 2017

Allocation of Rs. m.23.94 was received for Matara District for the implementation of Samurdhi Livelihood program for 2017.

In Matara District 16 Div. Secretariats. Agriculture, fisheries, poultry, industries and job oriented vocational training were implemented within the district using above amount with the hope of improving living standard.

Accordingly it was able to complete 868 successful projects in 2017.

Samurdhi Arunalu program.

| Serial No. | Sector | No. of beneficiary families | Govt. contribution | Beneficiary contribution | Total value |
|------------|---------------------|-----------------------------|--------------------|--------------------------|-------------|
| 01 | Agriculture | 104 | 2.35 | 2.65 | 5.01 |
| 02 | Industries | 721 | 19.9 | 20.6 | 40.63 |
| 03 | Fisheries | 16 | 0.45 | 0.52 | 0.97 |
| 04 | Poultry | 14 | 0.46 | 0.49 | 0.9 |
| 05 | Vocational training | 13 | 0.29 | 0.3 | 0.65 |
| | Total | 868 | 23.5 | 24.6 | 48.24 |

Samurdhi Production Model Village program - 2017

In Matara District 02 Samurdhi Production Model Village were implemented in 2017. They are,

01. Matara Div. Sec. Division - Parawahera South

02. Akuressa Div. Sec. Division - Paraduwa

Rs. m. 13 was spent for Parawahera South Model village and its major industry was blacksmith's industry. In addition industries like gold, bricks and sewing were also implemented.

Parawahera South division was also developed as a model village in Div. Sec. Division of Akuressa and major project was cattle keeping. In addition a few projects also implemented.

Above village projects which were implemented in 2017 were successful and further developments to be carried out in 2018.

Model Village program - Parawahera model village – progress as at 31.12.2017

| Industruy | No: of finalized project | Expenditure Rs: | Beneficiary contribution Rs |
|------------------------------------|--------------------------|---------------------|-----------------------------|
| Blacksmith industry | 30 | 1,900,000.00 | 3,000,000.00 |
| Goldsmith industry | 45 | 597,212.00 | 624,200.00 |
| Bricks industry | 04 | 215,000.00 | 1,000,000.00 |
| Sewing industry | 08 | 152,005.00 | 160,000.00 |
| Other industries | 04 | 88,735.00 | 221,000.00 |
| Marketing development programs | 07 | 606,225.00 | 565,000.00 |
| Knowledge share and other programs | 63 | 2,636,749.00 | 1,987,200.00 |
| Total | 161 | 6,195,926.00 | 7,557,400.00 |


Model village program

Paraduwa Model Village - Progress as at 31.12.2017

| Serial No | Industry | No. of projects completed | Govt. contribution Rs. | Beneficiary contribution Rs. |
|--------------|---|---------------------------|------------------------|------------------------------|
| 01 | Cattle keeping | 12 | 600,000.00 | 260,000.00 |
| 02 | Cons. Of cattle sheds and grass grawing | 08 | 166,300.00 | 124,000.00 |
| 03 | Husing construction | 04 | 800,000.00 | 1,600,000.00 |
| 04 | Marketing and service projects | 05 | 127,940.00 | 145,000.00 |
| 05 | Other related industries | 28 | 578,000.00 | 484,200.00 |
| 06 | Common programs | 01 | 48,220.00 | - |
| Total | | 58 | 2,320,460.00 | 2,613,200.00 |

Samurdhi Social Protection Program

Samurdhi Social Protection program which was established on 01st January provide following benefits for Samurdhi recipienets with the intention of providing strength to win challenge and maintain the economy of Samurdhi families at incidents like deaths, illness etc. and education of the children.

| Description | No. of payments | Amount Rs. | Monthly income charged |
|--|---|---|--|
| Births | For 03 family births | 7,500.00 |  |
| Marriages | For 02 family marriages | 7,500.00 | |
| Deaths | According to number of family members | 15,000.00 | |
| Hospitalizing | Family members, spouse or unmarried childred. Minimum 05 days, maximum 30 days per year. | Rs. 250.00 per day | |
| Samurdhi Sipdora scholarship | Entitled for children who successfully passed G.C.E.(O/L) and follow G.C.E. (A/L) | 24 premiums of Rs. 1,500/= per month | |
| Twins delivery – two children | No twins delivery limit is noted. Non beneficiary family also entitled. | Basic Rs. 7500/- for beneficiary family and Rs. 5000/= per month. Rs. 5000/- for non beneficiary family per month up to one year. | |
| Twins delivery. Three or more children. | Limit not noted. | Basic Rs. 7500/- for beneficiary family and Rs. 10000/= per month. Rs. 10000/- for non beneficiary family per month up to one year. | |

Samurdhi Haritha Uyana program - 2017

In relation to National tree planting program of His. Ex. President Samurdhi Haritha Uyana program was implemented in 2017 to achieve that objective.

As areas where Haritha uyan could be set up mountains, upper water sources, water fed areas, school lands, road sides, lake reservations can be introduced.

Matara District Samurdhi Marketing Development program - 2017

01. Introduction :

In the year 2017, Matara District Samurdhi Marketing Development programs were carried out with the intention of increasing income through promoting agri, poultry, industries and services started at micro level by Samurdhi entrepreneurs.

02. Major programs implemented :-

| Serial No. | Program | Project | Beneficiries | Cost Rs. |
|------------|--|---------|--------------|-----------|
| 1 | Seting of of Matara District Samurdhi Entrepreneurs association. | 1 | 80 | 25,000 |
| 2 | Providing sales vehicles/ outlets and machineries and other equipments. | | 133 | 3,081,697 |
| 3 | Marketing and technology trainings for members of entrepreneur societies. | 63 | 3,502 | 1,486,659 |
| 4 | Thirasara Yuga – National festival – Referring Samurdhi entrepreneurs and participating officers for marketing exhibition. | 1 | 5 | 156,350 |
| 5 | Samurdhi Abhimani 2017 – held Matara District Marketing exhibition. | 2 | 127 | 735,648 |
| 6 | Providing financial aid to uplift enterprises of Samurdhi Members damaged in the flood. | 67 | 37 | 1,576,852 |
| | Total | 67 | 3,884 | 7,062,206 |

Matara District Samurdhi Staff Training program - 2017

01. Introcutdion :-

Matara District Samurdhi staff training programs were implemented in 2017 at Div. Secretariat level as well as District level with the hope of increasing the performance of Samurdhi staff employed in Matara District.

02. Major programs implemented : -

| Serial No. | Program | Project | Officers | Cost Rs. | | |
|--------------|---|---------|----------|---------------------|--------------|---------------------------|
| | | | | Samurdhi Dev. Dept. | Other Insti. | Funding Orga. |
| 1 | Training of Divineguma Managers on financial literacy. | 1 | 150 | | 45,000 | Central Bank of Sri Lanka |
| 2 | Blossom Your Life-Leadership dev. Program (Two day residential workshop in training Divineguma Managers) | 2 | 74 | | 500,000 | Loadstar industry |
| 3 | Training of Samurdhi Dev. Officers on Training of Samurdhi Dev. Officers on duties and responsibilities of a public officer | 7 | 438 | 186,559 | | |
| 4 | Training of Samurdhi Dev. Officers on marketing and strengthening entrepreneur societies. | 3 | 295 | 192,065 | | |
| Total | | 13 | 957 | 378,624 | 545,000 | |

Samurdhi Social Protection Fund
Payments From 01st January 2017 to 31st December 2017

| Div. Secretariat | Births | | | | Marriages | | Diseases | | Deaths | | Sipdora | | | |
|------------------|--------|------------|-------|------------|-----------|--------------|----------|--------------|--------|--------------|-----------|------------|-----------|------------|
| | Single | | Twins | | No | Amount | No | Amount | No | Amount | 2015-2017 | | 2016-2018 | |
| | No | Amount | No | Amount | | | | | | | No | Amount | No | Amount |
| Pitabaddara | 6 | 45,000.00 | 1 | 7,500.00 | 49 | 367,500.00 | 58 | 179,000.00 | 52 | 78,000.00 | 193 | 289,500.00 | 271 | 406,500.00 |
| Kotapola | 20 | 150,000.00 | 55 | 277,500.00 | 77 | 577,500.00 | 145 | 407,250.00 | 75 | 1,125,000.00 | 208 | 312,000.00 | 312 | 468,000.00 |
| Pasgoda | 13 | 97,500.00 | 6 | 32,500.00 | 100 | 750,000.00 | 141 | 382,000.00 | 95 | 1,420,000.00 | 208 | 312,000.00 | 312 | 468,000.00 |
| Mulatiyana | 16 | 120,000.00 | 4 | 20,000.00 | 95 | 712,500.00 | 171 | 550,750.00 | 71 | 1,065,000.00 | 316 | 474,000.00 | 196 | 294,000.00 |
| Athuraliya | 11 | 82,500.00 | 10 | 57,500.00 | 108 | 810,000.00 | 206 | 506,500.00 | 108 | 1,620,000.00 | 155 | 232,500.00 | 168 | 252,000.00 |
| Akuressa | 16 | 120,000.00 | 10 | 52,500.00 | 101 | 757,500.00 | 202 | 529,000.00 | 119 | 1,785,000.00 | 189 | 283,500.00 | 325 | 487,500.00 |
| Welipitiya | 16 | 120,000.00 | 18 | 90,000.00 | 151 | 1,132,500.00 | 248 | 774,250.00 | 171 | 2,565,000.00 | 232 | 348,000.00 | 338 | 507,000.00 |
| Malimbada | 7 | 52,500.00 | 11 | 55,000.00 | 48 | 360,000.00 | 96 | 289,000.00 | 63 | 945,000.00 | 136 | 204,000.00 | 204 | 306,000.00 |
| Kamburupitiya | 16 | 120,000.00 | 3 | 15,000.00 | 66 | 495,000.00 | 235 | 571,750.00 | 72 | 1,080,000.00 | 184 | 276,000.00 | 256 | 384,000.00 |
| Hakmana | 26 | 195,000.00 | 21 | 105,000.00 | 57 | 427,500.00 | 262 | 632,250.00 | 58 | 870,000.00 | 155 | 232,500.00 | 258 | 387,000.00 |
| Kirinda | 10 | 75,000.00 | 45 | 225,000.00 | 55 | 412,500.00 | 147 | 343,500.00 | 60 | 900,000.00 | 130 | 195,000.00 | 190 | 285,000.00 |
| Thihagoda | 12 | 90,000.00 | | | 57 | 427,500.00 | 150 | 401,250.00 | 119 | 1,785,000.00 | 170 | 255,000.00 | 184 | 276,000.00 |
| Weligama | 29 | 217,500.00 | 65 | 325,000.00 | 166 | 1,245,000.00 | 317 | 843,750.00 | 229 | 343,500.00 | 248 | 372,000.00 | 319 | 478,500.00 |
| Matara | 64 | 480,000.00 | 110 | 555,000.00 | 209 | 1,567,500.00 | 392 | 1,070,750.00 | 264 | 3,960,000.00 | 313 | 469,500.00 | 444 | 666,000.00 |
| Dickwella | 41 | 307,500.00 | | | 168 | 1,260,000.00 | 297 | 839,000.00 | 174 | 2,610,000.00 | 282 | 423,000.00 | 254 | 381,000.00 |
| Devinuwara | 22 | 165,000.00 | 7 | 35,000.00 | 118 | 885,000.00 | 238 | 628,250.00 | 149 | 2,235,000.00 | 298 | 447,000.00 | 182 | 273,000.00 |

4.3.5 Annual Progress Review of Small Enterprise Development Division.

Small Enterprise Development Division which is functioning under District Secretariat plays a major role through the implementation of various programmes for the upliftment of small entrepreneurs.

| Serial No. | Programme | Annual target | | | Achieving targets | | | Progress % | |
|------------|--|---------------|---------------|----------------|-------------------|---------------|----------------|------------|------------|
| | | Programes | Beneficiaries | Allocation Rs. | Programes | Beneficiaries | Allocation Rs. | Allocation | Programmes |
| 1 | Special awareness | - | - | - | - | - | - | - | - |
| 2 | Obile awareness | - | - | - | - | - | - | - | - |
| 3 | Ordinary one day awareness | 06 | 240 | 10,000.00 | 08 | 554 | 9,300.00 | 93% | 133.33% |
| 4 | Path to business | 01 | 30 | 20,000.00 | 01 | 30 | 18,672.00 | 93% | 100% |
| 5 | Anagement training programs | 02 | 60 | 40,000.00 | 01 | 32 | 26,760.00 | 66.9% | 50% |
| 6 | Marketing management training programs | - | - | - | - | - | - | - | - |
| 7 | Costing training program | 03 | 90 | 30,000.00 | 03 | 85 | 40,660.00 | 135% | 100% |
| 8 | Accounting program Dena ana Man) | 01 | 30 | 30,000.00 | 01 | 30 | 32,360.00 | 107.87% | 100% |
| 9 | Business planning program | 19 | 30 | 510,000.00 | 20 | 1,433 | 488,931.00 | 95.87% | 105.26% |
| 10 | Echnology program | 01 | 05 | 20,000.00 | 01 | 05 | 20,202.00 | 101.01% | 100% |
| 11 | Business consultancy | - | - | - | - | - | - | - | - |
| 12 | Market exhibition | 01 | 50 | 30,000.00 | 01 | 70 | 24,470.00 | 81.57% | 100% |
| 13 | Development of Entreprenuer Associations | 01 | 40 | 5,000.00 | 01 | 51 | 4,020.00 | 80.4% | 100% |
| 14 | Awareness program og | 01 | 30 | 30,000.00 | 01 | 30 | 32,360.00 | 107% | 100% |

| | | | | | | | | | |
|--------------------|------------------------------|-----------|--------------|------------------|-----------|--------------|------------------|---------------|---------------|
| | accounting | | | | | | | | |
| 15 | Productivity program | - | - | - | - | - | - | - | - |
| 16 | Follow up workshop | 8 | 60 | 40,000.00 | 04 | 61 | 17,753.00 | 44.38% | 50% |
| 17 | Selection for award ceremony | - | - | - | - | - | - | - | - |
| 18 | Project inspection | 26 | 520 | 330,000.00 | 27 | 537 | 307,396.00 | 93.15% | 103.85% |
| Grand total | | 70 | 1,185 | 1,095,000 | 69 | 2,918 | 1,022,884 | 93.41% | 98.57% |

Achieving other targets of Small Development Division

| Description | Annual target | Achieving target | As a percentage (100%) |
|---------------------------------|---------------|------------------|------------------------|
| Starting new business | 60 | 69 | 115% |
| Development of current business | 6 | 103 | 85% |
| Preparing business plans | 30 | 58 | 193% |
| Providing counseling services | 30 | 30 | 100% |
| Referring for loans | 25 | 26 | 104% |

Alevi Manpetha



Entrepreneur Training Development Program



Buyers and purchasers get together



Customer Care workshop



Beautyculture Management workshop



4.3.6 Performance of District Agricultural Division.

Location of Rs. m. 6.762052 was received to District Agriculture Division in 2017 by Presidential office and 02 major programs were carried out. They are,

01. Distribution of Agri equipments

Following agricultural equipments were distributed free of charge among selected farmers organizations and beneficiaries in Matara District using allocation of Rs. m.6.168 given by Presidential office. This project was implemented in relation to poison free agriculture program implemented by Presidential office.

| Type of Agri Equipments | N. distributed | Unit price (Rs.) | Cost (Rs.) |
|----------------------------|----------------|------------------|------------|
| Paddy planting machines | 07 | 599,000.00 | 4.193 |
| Weeds cutter with motor | 20 | 89,000.00 | 1.78 |
| Weeds cutter without motor | 60 | 3,250.00 | 0.195 |
| Total | | | 6.168 |

02. Promotion of local yams crops and environment friendly cabanic vegetable cultivation project.

With the major objectives of income generation through family unit, create a healthy population and create a food security, local yams promotion and environment friendly cabanic vegetable cultivation program was started in Matara District in the Yala season. Allocation for this program was provided by Food Production National program of Presidential Office. Monitoring and supervision of this program was done by Agricultural Division of Matara District Secretariat.

Under this project 1250 of seeds packets were distributed in 16 Div. Secretariats covering 62.5 hectare. Progress of this project is as follows.

| Project | Target | | Progress | |
|--|-----------------|--------------------------------|-----------------|--------------------------------|
| | Financial (Rs.) | Physical | Financial (Rs.) | Physical |
| Local yams crops promotion and Env. Friendly cabanic veg. project. | 594,052.00 | Beneficiaries 1250 Hec.62.5 | 590,802.00 | Beneficiaries 1250 Hec.62.5 |

Financial progress of projects implemented

| Project | Target (Rs. m.) | Progress(Rs. m.) |
|--|-----------------|------------------|
| Local yams crops promotion and Env. Friendly cabanic veg. project. | 0.594052 | 0.590802 |
| Distribution of Agri equipments | 6.168 | 6.168 |
| Total | 6.762052 | 6.758802 |

4.3.7 National Fertilizer Secretariat

| Activity | Financial target and progress | | | | Physical target | Physical target and progress | | | | | |
|--|-------------------------------|-------------------------|--|-------------------------|-----------------|------------------------------|----------|----------|----------|-----------------|----------------------|
| | Allocat ion (Rs.) | Cost target (Rs.) | Amoun t of allocati on request ed (Rs.:) | Actual cost (Rs.) | | Targets quarter wise | | | | Progress | |
| | | | | | | Q - 1 | Q - 2 | Q - 3 | Q - 4 | Descrip tion | % of total target |
| Samle check and assure standard of fertilizer | 40,000 | 40,000 | 40,000 | 39,590 | 24 | - | 06 | 06 | 12 | 42 | 175% |
| Training ang awareness programs on use of fertilizer | 97,000 | 97,000 | 97,000 | 90,280 | 05 | - | 02 | 01 | 02 | 05 | 100% |
| Stock verification and store | 25,000 | 25,000 | 25,000 | 24,250 | 30 | - | 10 | 10 | 10 | 66 | 220% |
| Progress review | 10,000 | 10,000 | 10,000 | - | 04 | - | 01 | 01 | 02 | 01 | 75% |

5 Annual Accounts

5.1 Appropriation Account

| | | | | | | | DGSA 1 | |
|---|---|-------------------------------------|--|---------------------------------------|--|----------------------|--|---|
| | <u>Appropriation Account by Programme - 2017</u> | | | | | | | |
| Expenditure Head No: 262 Name of Ministry / Department / District Secretariat: District Secretariat Matara | | | | | | | | |
| Programme Number mentioned in Annual Estimates | | (1) | (2) | (3) | (4) | (5) | (6) | Page No. (Reference to relevant DGSA 2 format) |
| | Title of the Programme given in Budget Estimate | Provisions in Budget estimate | Supplimentar y Provision and Supplimentar y Estimate Allocation | Transfers as per F.R.66 and F.R.69 | Total Net Provisiona (1+2+3) | Total Expenditure | Net Effect Saving/ (Excesses) (4-5) | |
| | | Rs. | Rs. | Rs. | Rs. | Rs. | Rs. | |
| | <u>Recurrent</u> | | | | | | | |
| 1 | Monitoring progmmme | 890,460.00 | - | 25,962,360(26,475,000) | 889,947,360 | 887,900,743 | 2,046,617 | 2 |
| | | | | | | | | |
| | Sub Total (Recurrent) | 890,460,000 | - | 25,962,360(26,475,000) | 889,947,360 | 887,900,743 | 2,046,617 | |
| | <u>Capital</u> | | | | | | | |
| 1 | Monitoring progmmme | 206,000,000 | 1,847,200,000 | 512,640 | 2,053,712,640 | 465,727,810 | 1,587,984,830 | 2 |
| | | | | | | | | |
| | Sub Total (Capital) | 206,000,000 | 1,847,200,000 | 512,640 | 2,053,712,640 | 465,727,810 | 1,587,984,830 | |
| | Grand Total | 1,096,460,000 | 1,847,200,000 | 26,475,000(26,475,000) | 2,943,660,000 | 1,353,628,553 | 1,590,031,447 | |

| | | | | | | | DGSA 2 |
|--|-------------------------------|--|--------------------------------------|------------------------------|-------------------|-----------------------------------|---|
| <u>Appropriation Account by Programme - 2017</u> | | | | | | | |
| | | | | | | | |
| Expenditure Head No. : 262 Name of Ministry / Department / District Secretariat :District Secretariat - Matara. | | | | | | | |
| Programme No. & Title 01 Monitoring Programme | | | | | | | |
| <u>Summary of Recurrent and Capital Expenditure</u> | | | | | | | |
| Nature of Expenditure with DGSA format Reference | (1) | (2) | (3) | (4) | (5) | (6) | Page No. (Reference to relevant DGSA 2 format) |
| | Provisions in Budget Estimate | Supplimenta ry Provisions and Supplimenta ry Estimate Allocation | Transfers as per F.R. 66 and F.R. 69 | Total Net Provisiona (1+2+3) | Total Expenditure | Net Effect Saving/(Ecce ss) (4-5) | |
| | Rs. | Rs. | Rs. | Rs. | Rs. | Rs. | |
| (a) Recurrent (DGSA 3) | 890,460,000 | - | 25,962,360(26,475,000) | 889,947,360 | 887,900,743 | 2,046,617 | 3 |
| (b) Capital (DGSA 4) | 206,000,000 | 1,847,200,000 | 512,640 | 2,053,712,640 | 465,727,810 | 1,587,984,830 | 4 & 5 |
| Total | 1,096,460,000 | 1,847,200,000 | 26,475,000(26,475,000) | 2,943,660,000 | 1,353,628,553 | 1,590,031,447 | |

| | | | | | | |
|--|-------------------------------|--|--------------------------------------|------------------------------|--------------------|-----------------------------------|
| | | | | | | DGSA 3 |
| <u>Recurrent Expenditure by Projects</u> | | | | | | |
| Expenditure Head No : 262 | | | | | | |
| Name of Ministry / Department /District Secretariat:District Secretariat,Matara | | | | | | |
| Programme No. & Title : 01 Monitoring Programme | | | | | | |
| Project No./Names,personel emoluments and other expenditure for all projects | (1) | (2) | (3) | (4) | (5) | (6) |
| | Provisions in Budget Estimate | Supplimentary Provisions and Supplimentary Estimate Allocation | Transfers as per F.R. 66 and F.R. 69 | Total Net Provisiona (1+2+3) | Total Expenditure | Net Effect Saving/(E ccess) (4-5) |
| | Rs. | Rs. | Rs. | Rs. | Rs. | Rs. |
| <u>Project No: & Title:General</u> | | | | | | |
| <u>Administration and Institutional services</u> | | | | | | |
| <u>- District Secretariat-Matara</u> | | | | | | |
| Personal Emoluments(from 1001 to 1003) | 53,600,000 | - | 1,783,100(1,070,600) | 54,312,500 | 54,295,165 | 17,335 |
| Other Expenditure(from 1101 to1506) | 27,860,000 | - | 432,200(5,100,100) | 23,192,100 | 22,398,099 | 794,001 |
| Sub Total | 81,460,000 | - | 2,215,300(6,170,700) | 77,504,600 | 76,693,264 | 811,336 |
| Project No. & Title:02 Divisional Secretariats | | | | | | |
| Personel Emoluments (1001 - 1003) | 722,500,000 | - | 20,080,060(15,048,000) | 727,532,060 | 727,363,932 | 168,128 |
| Other Expenditure (1101 - 1506) | 86,500,000 | - | 3,667,000(5,256,300) | 84,910,700 | 83,843,547 | 1,067,153 |
| Sub Total | 809,000,000 | - | 23,747,060(20,304,300) | 812,442,760 | 811,207,479 | 1,235,281 |
| | | | | | | |
| Grand Total | 890,460,000 | - | 25,962,360(26,475,000) | 889,947,360 | 887,900,743 | 2,046,617 |

| <div> <div></div> <div> Capital Expenditure by Project </div> <div>DGSA 4</div> </div> | | | | | | | | | |
|---|----------|------------------------|---|-------------------------------|---|---|-----------------------------|-------------------|------------------------------------|
| <div> <div></div> <div> Expenditure Head No : 262 </div> <div> Name of Ministry / Department / District Secretariat:District Secretariat,Matara </div> </div> | | | | | | | | | |
| Programme No. & Title : 01 , Monitoring Programme | | | | | | | | | |
| Object Code No. | Item No. | Financed by (Code No.) | Description of Items | Provision in Budget Estimates | Supplimentary Provision and supplementary estimate allocation | transfers in terms of the F.R.66 and 69 | Total Net Provision (1+2+3) | Total Expenditure | Net Effect Savings/(Excesses)(4-5) |
| | | | | (1) | (2) | (3) | (4) | (5) | (6) |
| | | | | Rs. | Rs. | Rs. | Rs. | Rs. | Rs. |
| | | | Rehabilitation of Capital Assets and improvements | | | | | | |
| 2001 | | 11 | Buildings | 10,000,000 | - | 512,640 | 10,512,640 | 10,452,367 | 60,273 |
| 2002 | | 11 | Plant,machinery and equipments | 2,800,000 | - | - | 2,800,000 | 2,742,916 | 57,084 |
| 2003 | | 11 | Vehicles | 3,500,000 | - | - | 3,500,000 | 3,389,915 | 110,085 |
| | | | sub total | 16,300,000 | - | 512,640 | 16,812,640 | 16,585,198 | 227,442 |
| | | | Acquisition of capital assets | | | | | | |
| 2102 | | 11 | Furniture and office equipment | 6,600,00 | - | - | 6,600,000 | 6,590,593 | 9,407 |
| 2103 | | 11 | Machinery | 1,400,000 | - | - | 1,400,000 | 1,385,298 | 14,702 |
| 2104 | | 11 | Buildings | 80,000,000 | - | - | 80,000,000 | 37,874,920 | 42,125,080 |
| | | | sub total | 88,000,000 | - | - | 88,000,000 | 45,850,811 | 42,149,189 |
| | | | Capacity Building | | | | | | |

| | | | | | | | | | |
|-------------|--|----|--|--------------------|----------------------|----------------|----------------------|--------------------|----------------------|
| 2401 | | 11 | Traning and Capacity Builiding | 600,000 | - | - | 600,000 | 599,625 | 375 |
| | | | sub total | 600,000 | - | - | 600,000 | 599,625 | 375 |
| | | | Other capital expenditure | | | | | | |
| 2509 | | 11 | Other | - | 1,566,200,000 | - | 1,566,200,000 | 339,237,947 | 1,226,962,053 |
| | | | Sub total | - | 1,566,200,000 | - | 1,566,200,000 | 339,237,947 | 1,226,962,053 |
| 2104 | | 11 | Buildings and constructions - Hakmana | 100,000,000 | - | - | 100,000,000 | 15,743,143 | 84,256,857 |
| | | | Sub total | 100,000,000 | - | - | 100,000,000 | 15,743,143 | 84,256,857 |
| | | | Other capital expenditure | | | | | | |
| 2506 | | 11 | Infra structure development | - | 281,000,000 | - | 281,000,000 | 46,614,566 | 234,385,434 |
| | | | Sub total | - | 281,000,000 | - | 281,000,000 | 46,614,566 | 234,385,434 |
| | | | total | 204,900,000 | 1,847,200,000 | 512,640 | 2,052,612,640 | 464,631,290 | 1,587,981,350 |
| | | | | | | | | | |

| | DGSA 4 | | | | | | | | |
|--|---|-------------------------------|----------------------------------|--------------------------------------|--|--|------------------------------------|--------------------------|--|
| | <u>Capital Expenditure by Project</u> | | | | | | | | |
| | Expenditure Head No : 262 | | | | | | | | |
| | Name of Ministry / Department / District Secretariat: District Secretariat, Matara | | | | | | | | |
| Programme No. & Title : 01 , Monitoring Programme | | | | | | | | | |
| Object Code No. | Item No. | Financed by (Code No.) | Description of Items | Provision in Budget Estimates | Supplimentary Provision and supplementary estimate allocation | transfers in terms of the F.R.66 and 69 | Total Net Provision (1+2+3) | Total Expenditure | Net Effect Savings/(Excesses) (4-5) |
| | | | | (1) | (2) | (3) | (4) | (5) | (6) |
| | | | | Rs. | Rs. | Rs. | Rs. | Rs. | Rs. |
| | | | Capacity Development | | | | | | |
| 2401 | | 11 | Traning and Capacity Development | 1,100,000 | - | - | 1,100,000 | 1,096,520 | 3,480 |
| | | | Grand total | 1,100,000 | - | - | 1,100,000 | 1,096,520 | 3,480 |
| | | | | | | | | | |

| | | | | | | | | |
|---|--|--|----------------------|---------------|--------------------|----------------------|----------------------|---|
| | | | | | | | | DGSA 5 |
| <u>Summary of Financing Expenditure by programme</u> | | | | | | | | |
| Head No. 262 | | Name of Ministry/Department/District Secretariat : District Secretariat, Matara | | | | | | |
| Programme 01 : Monitoring Programme | | | | | | | | |
| | Financing | Program 01 | | Program 02 | | Grand Total | | |
| Code | Description of terms | Net Provision | Actual Expenditure | Net Provision | Actual Expenditure | Net Provision | Actual Expenditure | Percentage of Expenditure (6÷5)* 100 |
| | | (1) | (2) | (3) | (4) | (5) | (6) | (7) |
| | | Rs. | Rs. | Rs. | Rs. | Rs. | Rs. | % |
| 11 | Domestic Funds | 2,943,660,000 | 1,353,628,553 | - | - | 2,943,660,000 | 1,353,628,553 | 46 |
| 12 | Foreign aid - loans | | | | | | | |
| 13 | Foreign Grants | | | | | | | |
| 14 | Reimbursable Foreign loans | | | | | | | |
| 15 | Reimbursable foreign grants | | | | | | | |
| 16 | Counterpart Fund | | | | | | | |
| 17 | Domestic cost related to Foreign finance | | | | | | | |
| 21 | Special law services | | | | | | | |
| | Total (Capital) | 2,943,660,000 | 1,353,628,553 | - | - | 2,943,660,000 | 1,353,628,553 | 46 |

| | | | | | | | | | DGSA 5(i) |
|--|---------------------------------------|---------------|--------------------|---------------|--------------------|---------------|--------------------|------------------------------|--------------------|
| <u>Financing of Expenditure by Projects of each Programme</u> | | | | | | | | | |
| <u>(Financing of Recurrent Expenditure according to Projects)</u> | | | | | | | | | |
| Head No. 262 Name of Ministry/Department/District Secretariat : District Secretariat, Matara | | | | | | | | | |
| Programme 01 : Monitoring Programme | | | | | | | | | |
| Code | Financing | Project 01 | | Project 02 | | Project 03 | | Programme Total / Page Total | |
| | Description of terms | Net Provision | Actual Expenditure | Net Provision | Actual Expenditure | Net Provision | Actual Expenditure | Net provision | Actual Expenditure |
| | | (1) | (2) | (3) | (4) | (5) | (6) | (7) | (8) |
| | | Rs. | Rs. | Rs. | Rs. | Rs. | Rs. | Rs. | Rs. |
| 11 | Domestic Funds | 2,130,117,240 | 541,324,554 | 813,542,760 | 812,303,999 | - | - | 2,943,660,000 | 1,353,928,553 |
| 12 | Foreign loans | | | | | | | | |
| 13 | Foreign Grants | | | | | | | | |
| 14 | Reimbursable Foreign loan | | | | | | | | |
| 15 | Reimbursable foreign grant | | | | | | | | |
| 16 | Counterpart Fund | | | | | | | | |
| 17 | Foreign finance related domestic cost | | | | | | | | |
| 21 | Special law services | | | | | | | | |
| | Total (Recurrent) | 2,130,117,240 | 541,324,554 | 813,542,760 | 812,303,999 | - | - | 2,943,660,000 | 1,353,928,553 |

| | | | | | | | | | |
|--|---------------------------------------|--|--------------------|------------------|--------------------|---------------|--------------------|------------------------------|--------------------|
| | | | | | | | | | DGSA 5(i) |
| <u>Financing of Expenditure by Projects of each Programme</u> | | | | | | | | | |
| <u>(financing of capital Expenditure according to Projects)</u> | | | | | | | | | |
| Head No. 262 | | Name of Ministry/Department/District Secretariat : District Secretariat, Matara | | | | | | | |
| Programme 01 : Monitoring Programme | | | | | | | | | |
| Code | Finance | Project 01 | | Project 02 | | Project 03 | | Programme Total / Page Total | |
| | Description of terms | Net Provision | Actual Expenditure | Net Provision | Actual Expenditure | Net Provision | Actual Expenditure | Net provision | Actual Expenditure |
| | | (1) | (2) | (3) | (4) | (5) | (6) | (7) | (8) |
| | | Rs. | Rs. | Rs. | Rs. | Rs. | Rs. | Rs. | Rs. |
| 11 | Domestic Funds | 2,052,612,640 | 464,631,290 | 1,100,000 | 1,096,520 | - | - | 2,053,712,640 | 465,727,810 |
| 12 | Foreign loans | | | | | | | | |
| 13 | Foreign Grants | | | | | | | | |
| 14 | Reimbursable Foreign loan | | | | | | | | |
| 15 | Reimbursable Foreign grant | | | | | | | | |
| 16 | Counterpart Fund | | | | | | | | |
| 17 | Foreign finance related domestic cost | | | | | | | | |
| 21 | Special law services | | | | | | | | |
| | Total (Capital) | 2,052,612,640 | 464,631,290 | 1,100,000 | 1,096,520 | - | - | 2,053,712,640 | 465,727,810 |

| | | | | | | | | | |
|---|--|--|--------------------|---------------|--------------------|---------------|--------------------|------------------------------|--------------------|
| | | | | | | | | | DGSA 5(i) |
| <u>Financing of Expenditure by Projects of each Programme</u> | | | | | | | | | |
| <u>(financing of Recurrent & Capital Expenditure according to Projects of a Programme)</u> | | | | | | | | | |
| Head No. 262 | | Name of Ministry/Department/District Secretariat : District Secretariat, Matara | | | | | | | |
| Programme 01 : Monitoring Programme | | | | | | | | | |
| Code | Financing | Project 01 | | Project 02 | | Project 03 | | Programme Total / Page Total | |
| | Description of terms | Net Provision | Actual Expenditure | Net Provision | Actual Expenditure | Net Provision | Actual Expenditure | Net provision | Actual Expenditure |
| | | (1) | (2) | (3) | (4) | (5) | (6) | (7) | (8) |
| | | Rs. | Rs. | Rs. | Rs. | Rs. | Rs. | Rs. | Rs. |
| 11 | Domestic Funds | 77,504,600 | 76,693,264 | 812,442,760 | 811,207,479 | - | - | 889,947,360 | 887,900,743 |
| 12 | Foreign aid - loans | | | | | | | | |
| 13 | Foreign Grants | | | | | | | | |
| 14 | Reimbursable Foreign loans | | | | | | | | |
| 15 | Imbursable foreign grants | | | | | | | | |
| 16 | Counterpart Fund | | | | | | | | |
| 17 | Domestic cost related to foreign finance | | | | | | | | |
| 21 | Special law services | | | | | | | | |
| | Total (Recurrent and Capital) | 77,504,600 | 76,693,264 | 812,442,760 | 811,207,479 | - | - | 889,947,360 | 887,900,743 |

5.2 Govt. Officers' Advance Account B for 2017

| Description | Max. limit of expenditure (Rs. Cts.) | Minimum limit of receipts (Rs. Cts.) | Max. limit of credit (Rs. Cts.) |
|--|--------------------------------------|--------------------------------------|---------------------------------|
| Approved limit as per estimates of 2017 Amended limit | 109,000,000.00 | 57,000,000.00 | 250,000,000.00 |
| Actual value of 2017 | 109,151,029.21 | 59,303,862.94 | 236,111,031.70 |

Govt. Officers' Advance Account B for 2017

| Loan category | District Secretariat | | Divisional Secretariats | | Total amount paid (Rs. Cts.) |
|------------------|----------------------|---------------------|-------------------------|-----------------------|------------------------------|
| | No. of paid to | Amount (Rs. Cts.) | No. of paid to | Amount (Rs. Cts.) | |
| Distress loans | 48 | 4,380,110.00 | 446 | 48,294,753.92 | 52,674,863.92 |
| Festival advance | 84 | 840,000.00 | 1,229 | 12,290,000.00 | 13,130,000.00 |
| Special advance | 32 | 128,000.00 | 434 | 1,736,000.00 | 1,864,000.00 |
| Special loan | 21 | 3,064,056.00 | 285 | 39,904,952.00 | 42,969,008.00 |
| Bicycle loans | - | - | 42 | 1,568,500.00 | 1,568,550.00 |
| Total | 185 | 8,412,166.00 | 2,436 | 103,794,255.92 | 112,206,421.92 |

5.3 General Deposit Account

| Acc.No. | Initial balance as at 01.01.2017 | Receipts within year 2017 (Rs. Cts.) | payments within year 2017 (Rs. Cts.) | Final balance as at 31.12.2017 |
|------------------|-------------------------------------|--|--|-----------------------------------|
| 6000-0-0-1-69 | 907,861.96 | 1,533,572.96 | 991,550.00 | 1,449,884.92 |
| 6000-0-0-2-0-93 | 2,756,310.00 | 9,199,425.08 | 7,051,055.31 | 4,904,679.77 |
| 6000-0-0-13-0-61 | 13,543,698.68 | 853,391,985.43 | 842,171,350.89 | 24,764,333.22 |
| 6000-0-0-16-0-44 | 386,086,259.56 | 78,084,504.52 | 146,965,944.69 | 317,204,819.39 |
| 6000-0-0-17-0-23 | 106,725,855.00 | 588,505,839.95 | 563,308,268.76 | 131,923,426.19 |
| Total | 510,019,985.20 | 1,530,715,327.94 | 1,560,488,169.65 | 480,247,143.49 |