



வார்டிகை கார்டயசாடனா டா டிசுட்ரிக்ட் வார்டாவ
செயற்திறன் அறிக்கையுட் வருடாந்த கணக்குகளுட்
ANNUAL PERFORMANCE REPORT & ACCOUNTS

2018



டிசுட்ரிக்ட் ட்ரெக்டரி கார்டயாலய - ஡ந்நாரட
டாவட்டசு செயலகட் - ஡ன்னார
DISTRICT SECRETARIAT-MANNAR

Contents

1.	Message	
1.1	District Secretary / Government Agent.....	III
2.	Introduction to the District Secretariat	
2.1.	Vision Mission, Objective	01
2.2.	Activities of the District Secretariat & Divisional Secretariats	02
3.	Introduction of the District	
3.1.	Situation of the District.....	04
3.2.	Historical important of the District	05
3.3.	Natural Resources of the District.....	09
3.4.	Lively Hood and Economic Patterns of this District.....	09
3.5.	Irrigation Activities of District.....	10
3.6.	The distribution of the population of the District	11
3.7.	Weather Report	12
3.8.	Basic Statistical Information of the District	12
4.	Organization structure and cadre	
4.1.	Organizational Chart.....	13
4.2.	Approved Cadre	14
5.	Performance	
5.1.	Activities of General Administration.....	17
5.1.1.	Activities of the Administration Branch	17
5.1.2.	Grama Niladhari Divisions.....	18
5.1.3.	Activities of Collection of Revenue	18
5.1.4.	Activities of Internal Audit.....	18
5.1.5.	Activities of Ministry of Public Administration and Management	19
5.1.6.	Activities of Department of Man Power and Employment	20
5.1.7.	Activities of Ministry of Foreign Employment	21
5.1.8.	Activities of Department of Election.....	21
5.1.9.	Activities of Department of the Registrar General	22
5.1.10.	Activities of Ministry of Disaster Management.....	23

5.1.11. Activities of Department of Motor Traffic.....	23
5.1.12. Activities of Department of Coast Conservation & Coastal Resource Management .	23
5.1.13. Activities of Department of Pension	24
5.1.14. Activities of Department of Statistics	25
5.1.15. Training and Capacity Development	25
5.1.16. Activities of Official Languages Unit.....	26
5.1.17. Activities of Information Technology Park	27
5.2. Culture and Social Service	
5.2.1. Activities of Cultural and Religious	28
5.2.2. Activities of Women Development.....	30
5.2.3. Activities of Department of Probation and Child care service	31
5.2.4. Activities of Early Childhood Development	32
5.2.5. Activities of Social Service.....	33
5.2.6. Activities of District Sports Unit.....	34
5.2.7. Activities of Rural Development Department	35
5.3. Development-2018	
5.3.1. Capital works under the Ministry of Home Affairs -2018	37
5.3.2. Activities of Department of Samurdhi Development.....	38
5.3.3. Activities of Agriculture Unit.....	39
5.3.4. Activities of Land Use Planning Development	39
5.3.5. Activities of World Food Programme	40
5.3.6. Activities of National Secretariat for Non-Government Organization	40
5.3.7. Activities of Consumer Affairs Authority	41
5.3.8. Activities of Rehabilitation Authority	41
5.3.9. Activities under Planning Unit.....	42
5.3.10. Details of the payments under the line Ministries and Other Departments.....	50
5.4. Annual Accounts	
5.4.1. Action Plan 2018	52
5.4.2. ACA – 1	55
5.4.3. ACA – 2	59
5.4.4. ACA – 2(i)	60
5.4.5. ACA – 4	64
5.4.6. ACA – 5	65

DISTRICT SECRETARIAT- MANNAR**1. Message of the District Secretary / Government Agent**

Issuing of the Performance and Account report for 2018 is a great pleasure for me. It reflects the government initiatives introduced through programs and projects specially, implemented with the fund of ministry of Home Affairs.

Five Divisional Secretariats and 153 Grama Niladhari Divisions within the District benefited during the year 2018 implementing such capital projects. During the year many new projects and programs were implemented for the betterment of newly resettled families and affected families.

I would like to honor to Hon. Minister of Home Affairs and thanks to the Secretary to the Ministry on their advices. Specially, I thank all senior and junior staff of the District Secretariat and the Divisional Secretaries with their staff. Also, I would like to thanks the Chief Accountant and the Staff who coordinated and prepared the report in time.

Thanking You.

C.A. Mohan Ras
District Secretary/ Government Agent
Mannar District

2. Introduction to the District Secretariat

2.1. Vision Mission, Objective

Vision

Pioneering the sustainable development process of Mannar District to upgrade the living standard of the people.

Mission

Coordinating and monitoring the activities of all institutions inclusive of public and private in order to improve the performance and deliver sustainable services efficiently and effectively to satisfy the aspirations of the Government and those of the public at low cost with care and caution.

Objective

The objective of the District Secretariat is the coordination of all public and private sector activities carrying out of function delegated by various legal enactments, formulation of the socio economic development projects monitoring the implementation, guidance and ensure that the benefits are enjoyed by those concerned.

2.2 Activities of the District Secretariat & Divisional Secretariats

- Performing all function and activities in respect of all the employees.
(Maintaining Personal Files, Leave, Salary, overtime, Holiday payment, Employees warrant, Loan, Etc)

Providing following services to public or coordinating to get these services from the respective institutions.

- National Identification Card, Motor Traffic Revenue License, Business Registration Certificate, Birth, Death and Married Certificates, Driving Licenses.
- Maintaining & Providing the Voters Register.
- Arrangement for providing permit, deed for land and resolving land issues.
- Providing Monthly contribution for the elders and vulnerable People of the district.
- Arranging activities for improving the mental health of the People (Counseling).
- Motivate and train the unemployed groups and Families which have woman as head.

Implementation and maintenance of sound financial transaction system to achieve the overall objectives

- Spending annual allocation efficiently with approval and accounting.
- Making the payment of all employees' related payments.
- Utilizing the Fund with adequate control which is in the Kachcheri deposit Accounts.
- Preparing & sending monthly and yearly and all other reports to the respective Department, Ministry and Treasury.
- Making all payments for goods and services received by district /divisional secretariat.
- Conducting Board of Surveys and preparing the procurement plan of the Year.

Organizing activities for encouraging and inducing the Art, Culture and Values of the societies of this District.

- District Cultural events, Sports Meets, Conducting national and district level festivals.

Designing the plan for efficient utilization of the District Resources.

- District Land Use and planning division
- Industrial Development unit
- District Agriculture unit.

Safeguarding general public from the Disaster.

- Safeguarding general public from the Disaster (flood, storm, drought) fulfilling the basic needs of the affected people with the participation of the Non Government Organization.

Collecting & maintaining basic statistic of the District.

- It has been done by the district statistical unit of this District.

Strengthening the divisional sustainable development.

- Development of Road, Irrigation and Electricity facilities.
- Utilize & supervise effectively the amount received from decentralized for district development projects.
- Implementing and supervising the projects which have been introduced by the government.(Samurdhi)
- Providing the assistance for Housing projects.
- Compensation for the war affected people.

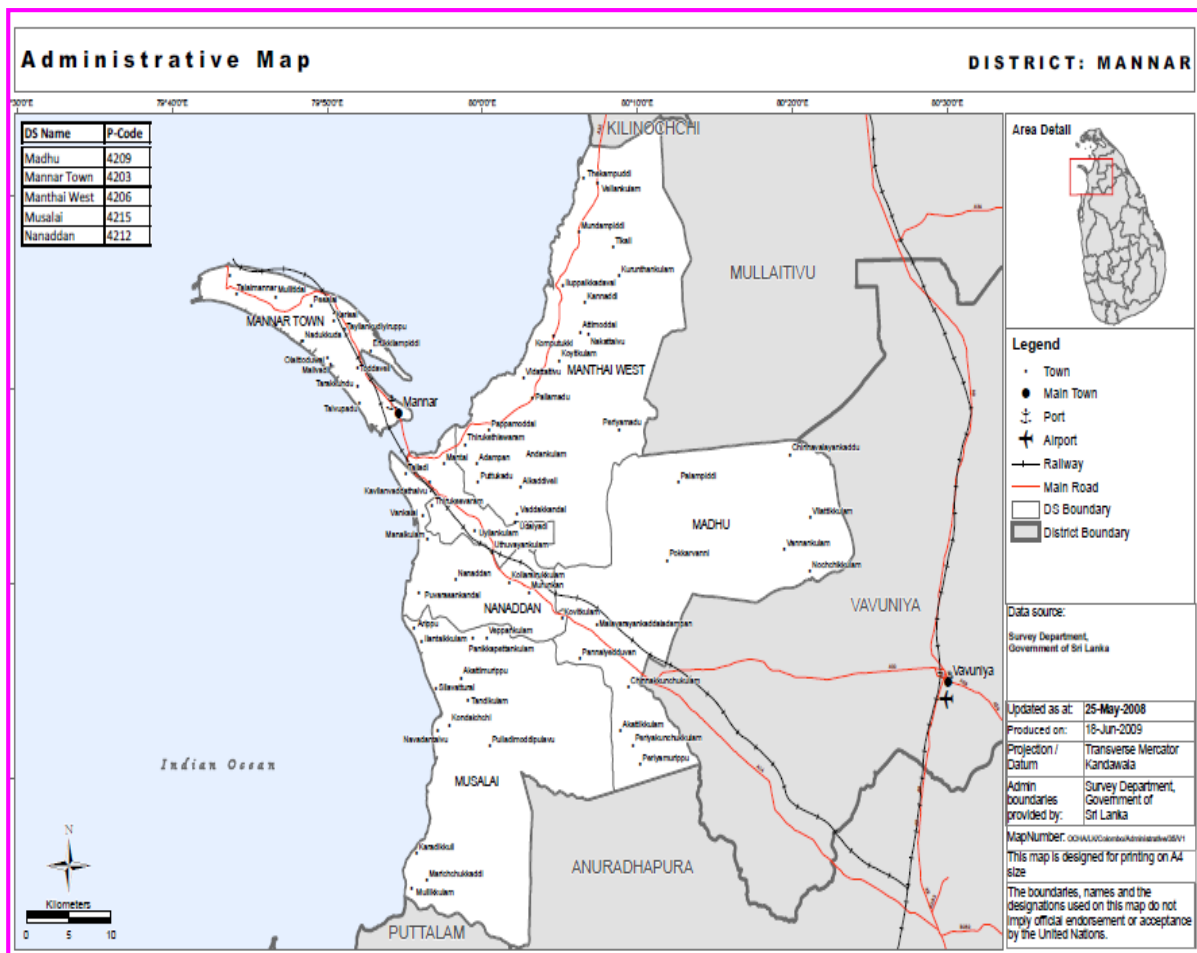


Mannar District Secretariat Staff

3. Introduction of the District

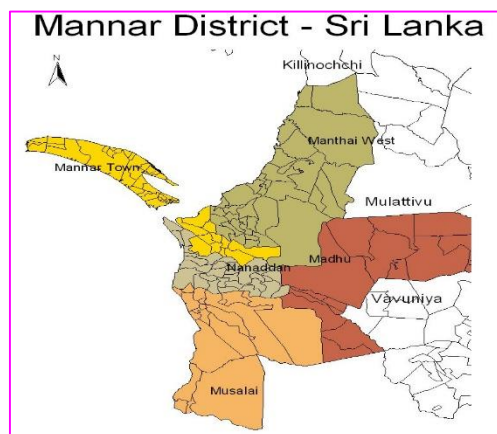
3.1 Situation of the District

Location :- The district of Mannar is situated in the north-west direction of Sri Lanka and consists of an island and the other part of the district. It surrounded by the districts of Kilinochchi, Mullaitivu, Vavuniya, Anuradhapura and Puttalam boundaries. There is a cause-way that connects the island and the main land. The area is 2,002 Sq km. There are five divisional secretariats namely Madhu, Mannar-town, Manthai-west, Musali and Nanattan functioning under the Mannar District Secretariat.



Acres of the area Divisional Secretariats wise

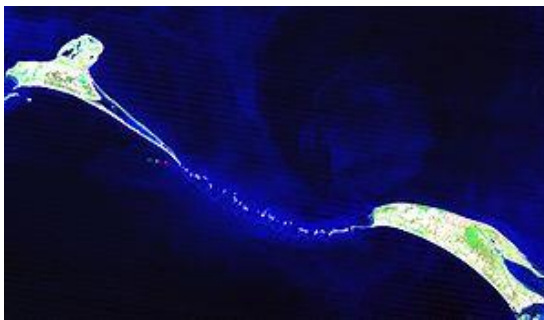
Divisional Secretariats	Sq.Km.	Area Percentage
Mannar Town	226.88	11.33
Nanattan	129.25	6.46
Musalai	474.22	23.69
Manthai west	658.90	32.91
Madhu	512.82	25.61
Total	2,002.07	100.00




3.2 Historical important of the District

It is evident that this District has its historical importance for many reasons and being one of the main coastal areas of the country, in the past, the western invaders had, had landed here and the monuments left behind by them bear witness and to mention some of them are the “Forts” built at Mannar-Town and Arippu. The Ramar-bridge, hanging-bridge, Thiruketheeswaram-temple, Madhu-St.Mary’S Church, Light-house and the huge Baobab-tree speak of themselves with regard to the historical importance of this District.

Ramar Bridge




This bridge was construct of sand and Lime-stones, in order to connect India and Sri Lanka. Bridge is called as Adam-bridge (Ramar-bridge) in the Tamil language, as Adams-bridge in the English-language and as Rama-sethu, in the language of Malayalam. This appears to be a sand-bund in length of 30 kilometres and 1.5 meter – 3.5 meter, above the water –level. In accordance with the historical entries it is said that there had been transportation using this bridge prior to the 15th Century.




Thiruketheeswaram is one of the Hindu temples in the country that was sung by the Nayanmars from India during the period of 7th. and 8th. centuries. It is situated nearly 6.5 miles away from the Mannar town in the direction of south and nearly 0.5 miles away from the North-Western Sea. It was demolished by the invaders in the period of 16th. Centaury and rebuilt in the year of 1903 and the first “Kumbabishekam”, the important ceremony performed in accordance with the Hinduism in the year of 1952.

Madhu Church should be mentioned that this ancient Catholic Church is situated in mid of the green-woods of the Wannai area. In accordance with the historical notes, it is learnt that the church was established consequent to the Dutch- rules enacted when Mannar was captured on 22nd. Of February 1659. Accordingly the Holy-Statue of St.Mary was established in the area of Manthai.



Biobab Tree is believed that the huge Biobab-tree would have been brought by the Arab-traders, prior to the 15th. Century. This tree at Pallimunai is 7.5 meters tall and 19.51 meters in circumference. This tree is around 750 years old. The oval shaped fruits of this were consumed by the Arab –traders.



Light House

The Light-house, that is 64 feet in height was built in the year of 1915. The light from this light-house flashes at the interval of every 5 seconds and could be seen at the distance of 10 sea-miles. This is situated at Talai-Mannar that is in the north-western direction of Mannar. This light-house is very helpful to those ships that sail between Talai-Mannar and India.

This Hanging Bridge was constructed in the year of 1935 in order to cross the “Aruviyaaru” in the village of Kunchukulam, situated along the Madawachchi-Mannar road. This bridge is 150 meters in length and 1.2 meter in breadth. It is said that during rainy season, water flows over this bridge. Also this bridge is used by the people as a place of entertainment.




Hanging Bridge




Arippu Fort

This fortress was built by the Portugese and later captured by the Dutch in the year of 1658. In the year of 1659, this fortress was captured by the 2nd Rajasingan, from the English Sea captain named Robert Knox. During the rule of “Fredrick North”, it was converted as a circuit-bungalow for officers.



This fortress is situated at the port of Muththarippu, nearly 45 kilometers away from the Mannar-town. It is said that there is a mine-path that connects Mathoddam. The major parts of this fortress had been badly damaged by sea-erosion and remaining are in broken condition. There are 4 bed-rooms in the down-floor and one large dining-room and a special bed-room in the first floor of the fortress. The plan for this fortress was drawn by the person named "Dorick" and built under his supervision



This fortress was built by the Portugese in the year of 1560 and all the 4 sides have been designed for security purposes. Three sides have been strengthened to serve as sentry points and one side to enable soldiers flee at the time of war, if any .Later- on, this fortress was used as Naval-Base by the Dutch.

3.3. Natural Resources of the District

Paddy Cultivation



Fishing

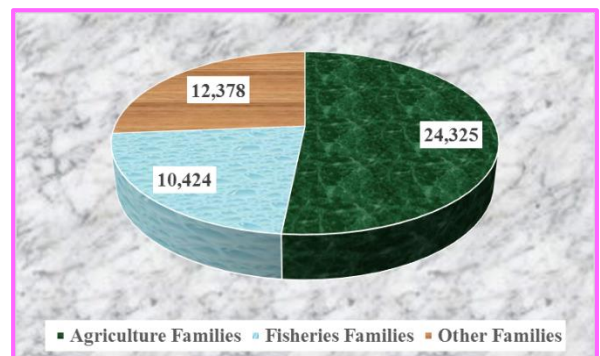


Plantation



3.4 Lively Hood and Economic Patterns of this District

S. No	Details	No of Families
01	Agriculture Families	24,325
02	Fisheries Families	10,424
03	Other Families	12,378
Total Families		47,127



3.5 Irrigation Activities of District

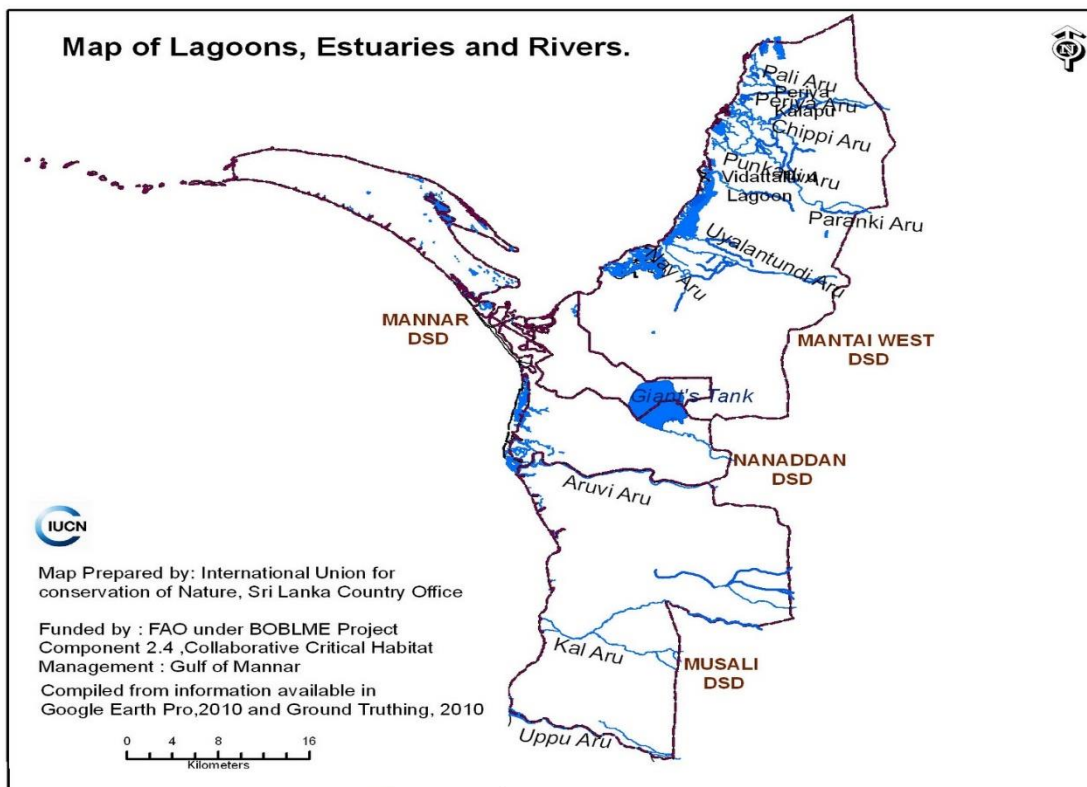

✓ Thekkam – Bund

This was constructed across the Malwathu-Oya and the water flows through two canals, one to the Giant-tank (Murunkan) and the other to the Ahaththimurippukulam .The water in excess during the rainy season goes to the sea through the Aruviyaru

✓ Giants Tank

Since the year of 1969 this tank is maintained by the department of irrigation. The water for this tank comes through the Aruviyaru that is 16.25 miles in length .The length of this tank is 4.5 miles and contains water of 31,500 acre/feet and nearly 30,000 acres of paddy-fields are being irrigated from it. There are 10 sluices at this tank.

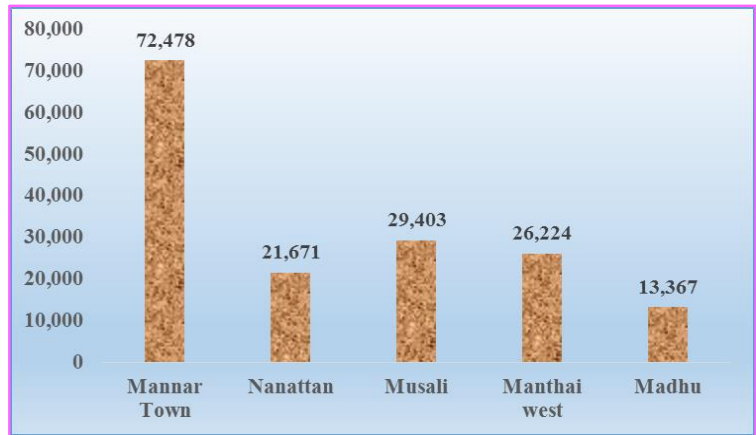
- Further, water has been send to smaller ponds from Viyathikkulam and Akaththymurippukulam.



3.6 The distribution of the population of the District.

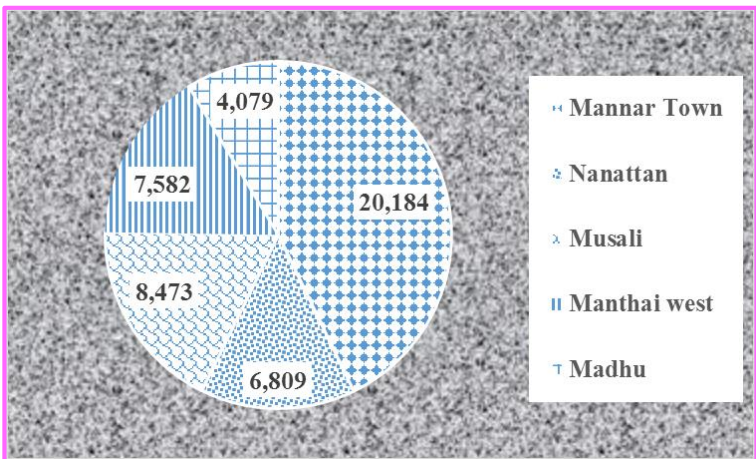
Population of the Divisional Secretariats wise

Divisional Secretariats	Population
Mannar Town	72,478
Nanattan	21,671
Musali	29,403
Manthai west	26,224
Madhu	13,367
Total	163,143



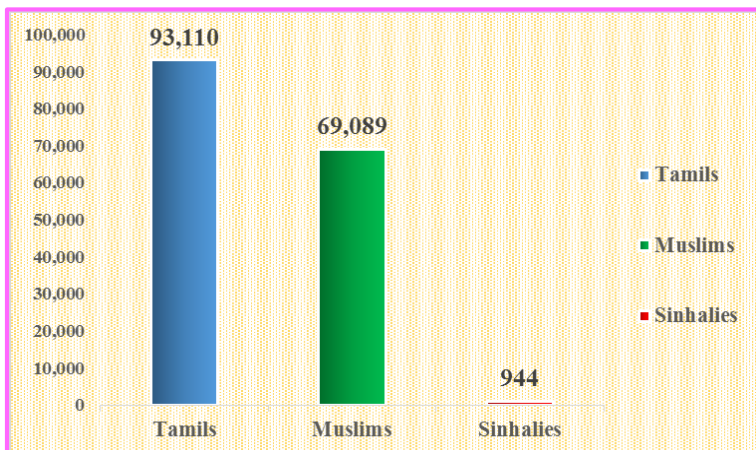
Families of the Divisional Secretariats wise

Divisional Secretariats	Families
Mannar Town	20,184
Nanattan	6,809
Musali	8,473
Manthai west	7,582
Madhu	4,079
Total	47,127



Population by Ethnic Wise

Ethnic	Population
Tamils	93,110
Muslims	69,089
Sinhales	944
Total	163,143



3.7. Weather Report

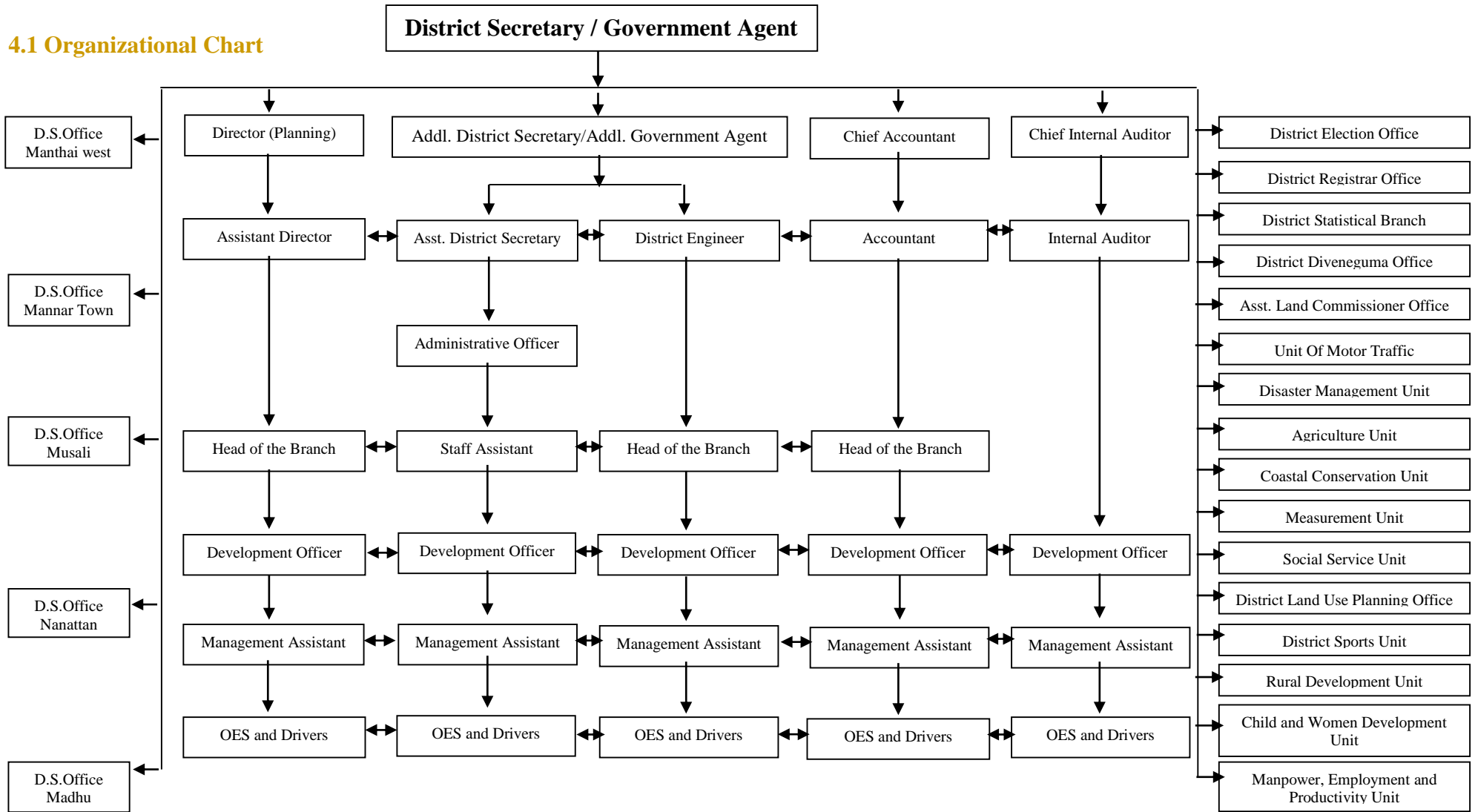
The district of Mannar is a dry zone that has high temperature and the rain-fall is very low. The temperature in this district varies from 28c- 33c and the average rain-fall is from 74mm-104mm.

3.8. Basic Statistical Information of the District

✓ Name of the district	: Mannar
✓ Province	: Northern Province
✓ Total land Area	: 2,002 Sq.km
✓ No of Divisional Secretariat Divisions	: 05
✓ No of Grama Niladharies	: 153
✓ No of Villages	: 616
✓ No of Polling Divisions	: 75
✓ No of Municipal Councils	: No
✓ No of Urban Councils	: 01
✓ No of Pradesiya Sabah	: 04
✓ No of Circuit & Holiday Bungalows, Quarters	: 29
✓ No of Zonal Educational Officers	: 184
✓ No of schools & No of Teachers	: 143 Schools, 1,720 Teachers
✓ No of Members of parliament	: 06
✓ No of Members of provincial Council	: 05
✓ No of Members of Local Government Authorities	: 93
✓ Population	: 163,143 (Year 2018Census)

4. Organization structure and cadre

4.1 Organizational Chart



4.2 Approved Cadre

District Secretariat Mannar

Designation	Service	Approved Cadre	Existing	Vacant
Senior Level				
District Secretary / Government Agent	SLAS Special	1	1	-
Addl. District Secretary	SLAS	2	1	1
Director (Planning)	SLPS	1	1	-
Chief Accountant	SLActS	1	1	-
Chief Internal Auditor	SLActS	1	1	-
Asst. District Secretary	SLAS	1	1	-
Assistant Director / Deputy Director (Planning)	SLPS	4	1	3
Accountant	SLActS	1	1	-
Engineer	SLEnS	1	1	-
Sub Total		13	9	4
Tertiary Level				
Administrative Officer	PMAS Supra	1	-	1
Translator (Sinhala - Tamil) (Tamil – English)	TS	2	-	2
Information and Communication Technology Officer	SLICTS Class 2 Grade II/I	1	-	1
Sub total		4	-	4
Secondary Level				
Development Coordinator	DO	1	1	-
Development Assistant	DA	-	3	-
Development Officer	DOS	15	12	3
Development Officer (Development)	DOS	5	5	-
Public Management Assistant	PMAS I/II/III	27	28	-
Clerk	Departmental	4	3	1
Typist	Departmental	1	1	-
Technical Officer	SLTS	2	-	2
Information & Communication Technology Service	ICTS	2	-	2
Technical Assistant	TA	2	1	1
Draughtsman	SLTS	1	-	1
Sub Total		60	54	10
Primary Level				
Drivers	DS	9	6	3
Office Employee Service	I & II & III	13	11	2
Bungalow Keeper Cum	Departmental	1	1	-
Electrician	Departmental	1	-	1
Lorry Cleaner		-	1 (Casual)	
Sub Total		24	18	6
Total		101	81	24

Divisional Secretariats: Mannar District

Designation	Service	Approved Cadre	Existing	Vacant
Senior Level				
Divisional Secretary	SLAS I	5	4	1
Asst. Divisional Secretary	SLAS III	5	2	3
Assistant Director /Deputy Director (Planning)	SLPS	5	3	2
Assistant Director	Supernumerary	1	1	-
Accountant	SLActS	5	5	-
Sub Total		21	15	6
Tertiary Level				
Administrative Officer	PMAS Supra	5	-	5
Administrative Officer	GN Supra	5	2	3
Translator (Sinhala - Tamil) (Tamil – English)	TS	5	-	5
Add. District Regs	Regs	*5 (Not included in total Cadre)	*1	*4
Sub total		15	2	13
Secondary Level				
Development Coordinator	DO	3	3	-
Development Assistant	DA	-	3	-
Development Officer	DOS	25	14	11
Development Officer (Development)	DOS	168	116	52
Technical Officer	SLTS	5	-	5
Public Management Assistant	PMAS I/II/III	118	81	37
Clerk	Departmental	1	1	-
Grama Niladhari	GN	153	129	24
Information & Communication Technology Service	SLITCS	5	-	5
Technical Assistant	TA	5	4	1
Sub Total		483	351	135
Primary Level				
Drivers	DS	10	10	-
Office Employee Service	I & II & III	34	17	17
Sub Total		44	27	17
Total		563	395	171

District Secretariat & Division Secretariat

Description	Approved Cadre as Management Service Circular	Existing Cadre	Vacancies
District Secretariat, Mannar			
Senior Level A	13	09	04
Tertiary Level B	04	-	04
Secondary Level C	60	54	10
Primary Level D	24	18	06
Temporary Casual Contract basic		- 01 -	
Total	101	81	24
Divisional Secretariats			
Senior Level A	21	15	06
Tertiary Level B	15	02	13
Secondary Level C	483	351	135
Primary Level D	44	27	17
Temporary Casual Contract basic		- - -	
Total	563	395	171

5. Performance

5.1 Activities of General Administration

5.1.1. Activities of the Administration Branch

The Mannar District has five divisional secretariats such as Mannar Town, Nanattan, Musali, Madhu, Manthai West which the District Secretariat is performing the functions such as social and economic Development in the District.

The District Secretariat Building has 5 floors including ground floor. Where the first floor is occupied for Social Service Division and Rural Administration Second floor is occupied for Administration and third floor is occupied for Finance / Accounts divisions and Chief Internal Auditing division and fourth floor is occupies for Planning Division. Finally, ground floor is occupied for Engineering unit, General Audit, Car park and religious purposes.

Mr.M.Y.S.Deshapriya District Secretary was promoted as Secretary to the Ministry of National Co-existence, Dialogue and Official languages and Mr.C.A.Mohan Ras was assumed duties on 2018.07.06 as District Secretary, Mannar District.



Mr.C.A.Mohan Ras assumed his duty as New Government Agent on 2018.07.06

The Interview was conducted for 554 graduates and 82 graduates are attached to District secretariat, Divisional Secretariats and other Departments through District Secretariat Administration as graduate trainees. Also 29 Grama Niladharies and 10 Public Management Assistants were appointed. They were trained and attached to Divisional Secretariats.

The new Additional District Secretary's quarters and Chief Internal Auditors quarters were completed in this year construction.

5.1.2. Grama Niladhari Divisions

Divisional Secretariat	Number of Approved Grama Niladhari	Number of Existing	Vacancies
Mannar Town	49	37	12
Nanattan	31	28	03
Manthai West	36	36	-
Madhu	17	15	02
Musali	20	13	07
Total	153	129	24

5.1.3. Activities of Collection of Revenue

Rs. 37,525,067.25 was collected as revenue in the year 2018

5.1.4. Activities of Internal Audit


Here below, the activities done during the year 2018 by the unit of internal audit is mentioned

No	Advices given by the internal audit unit in order to implement the performance	Performances implemented
01.	Instruction given to take necessary action to settle liabilities of Rs.7,148,653.18 for over two years in the each general deposit account of district secretariat and divisional secretariat	Notification given to those who have the responsibilities of liabilities and the amount of liabilities for two years has been transferred to the revenue into the part by part.
02.	In order to control the petty cash instruction has been given the maximum limit to be decided and instructed maintenance of petty cash to be hand over to the administrative officer	The district secretariat has been provided to the administrative officer pf Rs.10,000.00 also amount of Rs.7,500.00 to divisional secretariat too.
03.	Instruction given, price to the settlement of areas as per the monthly electricity consumption and water supply bills, transaction history were received from the respective office also areas amount to be checked with relevant payment register and bills.	Instruction were followed at district secretariat & 05 divisional secretariat
04.	Instructions given, office vehicles should be brought to the service when the subject officer must be presented at the service station, Items replaced from the vehicle and handed over to the office responsible for the store.	Instruction were followed at district secretariat & 05 divisional secretariat
05.	An application published by the Ministry of Home Affairs for the price approval for work on weekend / public holiday was introduced and instructed follow up in future.	Instruction were followed at district secretariat & 05 divisional secretariat
06.	Instruction given, the job description to be used to the staff who have attached at district secretariat and divisional secretariat in accordance with the PACNO:28/98 of 23.12.1998	Instruction were followed at district secretariat & 05 divisional secretariat

5.1.5. Activities of Ministry of Public Administration and Management

Productivity Activities with School Sector

S.No	Activities	Target Group	No of School
1	Productivity Training (PC, 5S)	Students	7
2	5S System Develop (Implementing)	Students & Teachers	3
3	Productivity Supervising	School	10



1. Our District Secretariat receiver commendation award at National productivity award competition. And we have implemented New Record room, 5S Systems and other Productivity developments. (Green productivity, Technical Development, Supplied Office Equipment, Trainings)

2. Organized inter branch productivity Competition. Finance branch Achieved Gold award, rural development branch received Silver award and Accounts branch received Bronze award.



3. Organized Inter branch Organic Agriculture product competition. All branches (15) participated in this programme. Finance Branch got 1st Place



4. Organized awareness programme to Self-Employers. (No of Participants : 50) at Sinnapandivirichan , Madhu Division

Productivity Activities with Public Sectors

S.No	Activities	Target Group	N o of Participants
1	Quality Circle Programe	District Secretariat. staff	60
2	Green Productivity	Division staff	55
3	Productivity Concept & 5S	Staff & Principals	60
4	Productivity Concept	Division staff	80
5	Productivity Concept & 5S System	Agriculture Department Staff	75
6	Productivity Concept & 5S System	School Teachers	50
7	5S Systems	Staff	25

5.1.6. Activities of Department of Man Power and Employment

S. No	Programmes	Target	Expenditure	No of Beneficiaries
01	Career Guidance Programme for O/L Students	18	-	424
02	Career Guidance Programme for A/L/ Students	14	-	295
03	Self-Employment Programme	5	11,950.00	203
04	Career Guidance awareness Programme for Teachers	1	27,700.00	41
05	Winning Career Challenges	2	28,500.00	62
06	Need Base Programme	3	20,250.00	91
07	Divisional 100 Job Programme	1	9,550.00	53
08	Entrepreneurs ship Programme	1	21,050.00	33
09	Providing Career Guidance for Job Seekers	-	-	626
10	Improve the Career Performance	-	-	304
11	Direct Job	-	-	181
12	Career Guidance awareness Programme for parents	5	12,600.00	357
13	No.of. Entrepreneurs Self Employment Developed	-	-	49
14	Job Fair Programme	-	-	123

Lak Rakiya Harasara – 2018 Award

Our staff were awarded with Silver and Browns Monument



5.1.7. Activities of Ministry of Foreign Employment

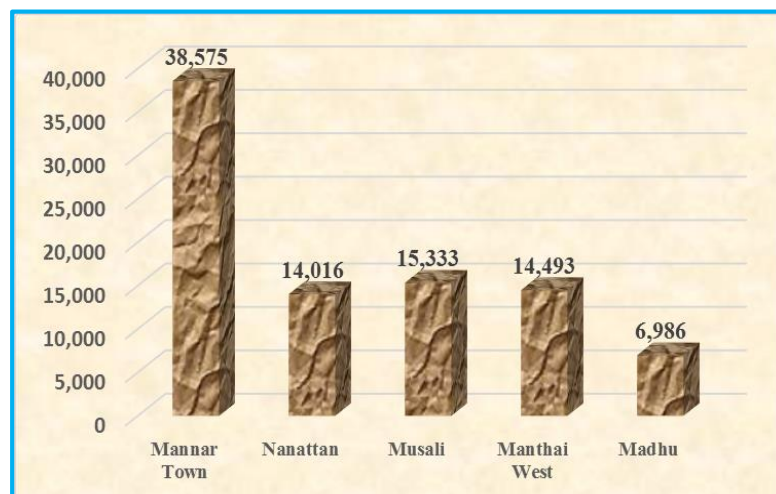
S.No	DS Division	No of Migrants	
		Female	Male
01	Mannar Town	291	373
02	Nanattan	108	214
03	Musali	381	244
04	Manthai West	69	258
05	Madhu	64	224
Total		913	1,313

5.1.8. Activities of Department of Election

The Annual Revision of Electoral Register for the year of 2018 was begun on 01.01.2018 in 153 G.N Divisions. The Registering Officer and the Asst. Registering Officer initiated the process and conducted instruction classes in five Divisional Secretaries.

An inquiry was conducted and eligible voters were included in the relevant register. The total number of voters for the year of 2018 is 89,403.

S.No	DS Division	Total Voters
1	Mannar Town	38,575
2	Nanattan	14,016
3	Musali	15,333
4	Manthai West	14,493
5	Madhu	6,986
Total		89,403



5.1.9. Activities of Department of the Registrar General

1.Document Registration		
Description	Nos.	Fees. (Rs.)
Registration of Deeds and Documents		
Registration of Deeds	4,416	444,000.00
Issuing of Copies		
Extracts of Land Registers	5,097	989,500.00
Deeds	1,674	926,500.00
Documents of Search		
Land Registers	53	27,500.00
Deeds and other Documents	47	24,000.00
Others		
No of Received Duplicate of Deeds	3,805	
Stamp Fees for Duplicate of Deeds	28,932,548.20	
2.Civil Registration		
Description	Nos.	Fees.
Registered Marriages	106	141,500.00
Approved Declarations under section 24	41	2,050.00
Provided Probable Age Certificates (PAC)	2	-

Description	Nos.		Fees.
	Applications	Copies	
Issuing Copies of Birth, Death, Marriage & Probable Age Certificates	1,128	1,888	201,100.00
Translation of Birth, Death & Marriage Certificates	-	-	-

5.1.10. Activities of Ministry of Disaster Management

Activities	Programme	Allocation	Expenditure
Disaster Mitigation Activities	05	10,350,194.05	7,095,987.54
Preparedness Planning Activities	20	996,107.00	868,692.00
Training and Awareness Activities	14	317,335.00	305,557.00
Other NGOs Programme	08	0	0
Total	47	11,663,636.05	8,270,236.54



**Disaster Mitigation
Activities**



**Preparedness Planning
Activities**



**Training and Awareness
Activities**

5.1.11. Activities of Department of Motor Traffic

S.No	Month	New Application	Renewal	Sending Application	Receiving Number Plates	Issuing Number Plates
1	January	428	55	363	30	21
2	February	275	67	495	2	24
3	March	447	58	454	62	28
4	April	322	17	195	0	22
5	May	437	95	470	39	28
6	June	325	80	529	75	7
7	July	414	80	225	75	26
8	August	294	109	533	83	30
9	September	465	533	166	41	23
10	October	442	130	520	0	26
11	November	284	123	946	67	19
12	December	398	128	622	27	37
Total		4,531	1,475	5,518	501	291

5.1.12. Activities of Department of Coast Conservation & Coastal Resource Management



**Awareness Programme
for Student**



Mangrove Plants Plantation



5.1.13. Activities of Department of Pension

Details of Pension	Mannar Town		Nanaattan		Musali		Madhu		Manthai West		Total	
	No of Pensions	Total Amount Rs	No of Pensions	Total Amount Rs	No of Pensions	Total Amount Rs	No of Pensions	Total Amount Rs	No of Pensions	Total Amount Rs	No of Pensions	Total Amount Rs
Civil	647	16,072,251.77	170	3,086,053.33	46	480,000.00	41	915,066.38	66	1,984,216.62	970	22,537,588.10
Widows	269	5,625,571.91	79	1,158,694.43	11	37,200.00	13	401,414.44	27	509,282.98	399	7,732,163.76
Orphans	12	235,266.55	4	17,539.84	0	0	0	0	0	0	16	252,806.39
Disable	7	152,297.40	0	0	0	0	0	0	1	30,045.80	8	182,343.20
Widower	17	380,208.58	7	107,016.02	0	0	0	0	0	0	24	487,224.60
Forces	1	44,754.75	0	0	0	0	1	25,666.28	0	0	2	70,421.03
Overseas	0	0	0	0	0	0	0	0	0	0	0	0
Local Government	0	0	0	0	0	0	0	0	0	0	0	0
Civil	5	107,207.45	0	0	0	0	0	0	0	0	5	107,207.45
Widow	0	0	0	0	0	0	0	0	0	0	0	0
Total	958	22,617,558.41	260	4,369,303.62	57	517,200.00	55	1,342,147.10	94	2,523,545.40	1,424	31,369,754.53

5.1.14. Activities of Department of Statistics

The activities carried out by district Statistics branch in the year 2018 are given below:

1. Sri Lanka Labour Force Survey
2. Crop Estimation Survey
3. Annual Survey of Industries
4. Survey on Construction Industry
5. Paddy Statistics
6. Highland Crop Statistics
7. Livestock Statistics
8. Retail and Producers' Prices
9. Local Government Statistics
10. Tourism Expenditure Survey
11. Time Use Survey
12. Preparation of Statistical Hand Book
13. Household Income and Expenditure Survey.

5.1.15. Training and Capacity Development

S.No	Training Concept	Name of Ministry	Expenditure
1	Newly recruited GN. Training	Ministry of Home Affairs	200,128.00
2	Newly recruited M.A. Training	Ministry of Public Administration and Management	87,306.00
3	Training Program MA-I	Ministry of Public Administration and Management	Bill in Hands
4	e-Grama Niladhari Training Programme Stage-II	Ministry of Telecommunication and Digital Infrastructure	Bill in Hands
5	Capacity Training Programme	Ministry of Home Affairs	
	i. New CIGAS		10,559.00
	ii. Quality Circle		17,312.00
	iii. Inland Revenue		11,236.00
	iv. Procurement Procedure		56,433.00
	v. Attitude Change		14,628.00
	vi. Stress management & File Management		24,496.00
	vii. Leadership & Attitude change Stage-II		90,632.00
	viii. Accounting Preparing and Financial statements		44,916.00
	ix. Office Management		44,916.00
	x. Financial Regulations		44,916.00
xi. Procurement Procedure stage -II	44,916.00		
			95,292.00
6	Hardware Training	Ministry of Telecommunication and Digital Infrastructure	90,000.00

5.1.16. Activities of Official Languages Unit

01. Second Language classes				
S.No	District/Division	Type of Programme	No of Participants	Expenditure
1	District Secretariat	2nd Language improvement Seminar for 2 days	70	99,780.00
2	Mannar Town		100	123,970.00
3	Nanattan		100	114,721.00
4	Manthai West		100	143,860.00
5	Musali		65	75,935.00
6	Madhu		75	94,099.00
Total			510	652,365.00
7	District Secretariat	50 hours Sinhala class (6 days)	61	65,986.00
8	Musali Division	100 hours Sinhala class (12 days)	87	166,688.00
02. Mobile Service in Mannar				
S.No	Type of Programme		No of Participants	Expenditure
1	Mobile Service & Providing uniform and books to poor students		923	139,635.00
03. Ifthar in Mannar				
S.No	Type of Programme		Allocation	Expenditure
1	Ifthar		296,000.00	230,430.00



Language improvement seminar in Dist.Secretariat



Certificate Issuing in Manthai West for Staff



12 days class for After AL Students initiation by Secretary - Musali National School

5.1.17. Activities of Information Technology Park

This is functioning under the Ministry of Telecommunication and Digital Infrastructure 2018 total allocation of Rs.3,950,000.00. The income obtained by computer training and other services are as follows.

Year	Income			Total	Note
	Computer Courses	Repair of Computers	Other Income		
2018	835,900.00	105,200.00	18,125.00	959,225.00	All Incomes are Deposited in Government Revenue Head

302 Students completed the computer training Programme in total. Certificates have been issued for them the details are as follows.

S.No	Name of Courses	Total Student 2018
01.	Diploma in Microsoft Office & and Internet E-Mail	133
02.	Diploma in PC Hardware and Basic networking	12
03.	Diploma in Web Designing	19
04.	Diploma in Information Technology Computer Educational Programme (ICEP)	23
05.	Diploma in Graphic Designing	18
06.	Diploma in Multimedia	02
07.	Special Training for E-Grama Niladaries Training Programme	80
08.	Enhance the ICT Literary Training Programme	15
Total		302



Computer Training Programme

5.2. Culture and Social Service

5.2.1. Activities of Cultural and Religious

- **Thaipongal Celebration**

It was celebrated on 17.01.2018 at District Secretariat under the Chairman ship of Government Agent.



- **Farmer's festival**

It was celebrated on 17.01.2018 at District Secretariat under the Chairman ship of Government Agent.



- **Tamil Sinhala New Year Celebration**

It was celebrated on 19.04.2018 with the Celebration of Divisional Secretariat and Police at Public Playground Mannar. There were lots of traditional event and cultural Programmes.



- **1st day of July Celebration (Aadippirappu)**

It was Celebrated on 17.07.2018 at District Secretariat under the Chairman ship of Government Agent



- **Vani Vizha**

It was Celebrated on 16.10.2018 at District Secretariat under the Chairman ship of Government Agent



- **Oli Vizha**

It was celebrated on 18.12.2018 at District Secretariat under the Chairman ship of Government Agent.



- **National Environmental Day**

It was celebrated on 05.10.2018 at Public Playground Mannar with the participation of His Excellency President.



- **State Christmas Festival**

It was celebrated on 16.12.2018 at Public Playground Mannar with the participation of His Excellency President and Right Reverend Bishop.



5.2.2. Activities of Women Development

No	Name of Programme	Division	Expenditure (Rs)	No of beneficiaries	Funded by
1.	Dhiriya manbethdha programme				
	Batik printing	Mannar Town	140,000.00	15	Women's Bureau
	Shamaposha production	Mannar Town	130,000.00	05	Women's Bureau
	Palmyrah Production	Mannar Town	154,000.00	20	Women's Bureau
	Batik printing	Musali	234,610.00	10	Women's Bureau
2.	Awareness programme for women and girl children	Mannar Town	20,000.00	100	Women's Bureau
3.	Empowerment of female heads of households and training on self-employment	Mannar Town	265,000.00	05	Women's Bureau
4.	Conducting effective friendly village	Mannar Town	40,000.00	400	Women's Bureau
5.	Empowerment of female heads of households and training on self-employment	Musali	265,000.00	05	Women's Bureau
6.	Conducting effective friendly village	Musali	40,000.00	350	Women's Bureau
7.	Awareness Programme for establishment of a referral system consisting of officials in government and non-government organizations to prevent and address SGBV	District	72,693.00	90	Women's Bureau
8.	Consultancy Services Programme for the settlement of issues on SGBV	District & Division	300,000.00	600	Women's Bureau
9.	District Progress Review Meeting	District	3150.00	-	Women's Bureau
10.	Need Assessment Training for Women Entrepreneurs	District	-	50	Funded by WIM
11.	Training for Women Entrepreneurs	District & Division	-	300	Funded by WIM
12.	16 days activism programme	District	-	200	Funded by JSAC
13.	Emergency packages for Women affected by GBV	District	-	50	provided by Provincial Ministry

5.2.3. Activities of Department of Probation and Child Care Services

No.	Programme	No of Beneficiaries	Allocation	Expenditure
1.	Divisional Monitoring Committee on CRC	1,037	76,000.00	76,000.00
2.	Model Village	659	15,000.00	15,000.00
3.	Education Assistance	965	15,000.00	15,000.00
4.	Emergence, Twin Medical Assistance	15	98,500.00	98,500.00
5.	“Child Protection” Wall Paint	05	50,000.00	50,000.00
6.	Care Plan (Vulnerable Children)	26	708,800.00	708,800.00
7.	Children’s Council Children, Volunteer Officers District/National Children Council	1,211	93,898.00	93,898.00
8.	Awareness Programme	6,180	563,000.00	563,000.00
9.	World Children’s Day	1,435	30,000.00	30,000.00
	Total	11,533	1,650,198.00	1,650,198.00



District /Divisional Child Development Committee Meeting



Vulnerable Under plans for Social Protection of the Children (Care Plan)



District Children Council Leadership Programme (Empilipiddia Rathnapura)



“Child Protection” National Programme

5.2.4. Activities of Early Childhood Development

No	Programmes / Activities	No of Beneficiaries	Allocation (Rs)	Expenditure (Rs)
1.	District Progress review Meeting	37	6,750	6,750
2.	“Aruna dakina Rada Selection of Arts for the Exhibition (District)	20	3,000	3,000
3.	Training for Preschool teachers to Interdiction Minimum Standard on ECD	50	10,000	10,000
4.	“Senehasa Thataka” Home Based Early Childhood Care and Development Programme Awareness raising among officers	100	10,000	10,000
5.	Awareness Programme for Pre School Teachers on Nutrition	30	30,000	30,000
6.	Child related Officers on Training guidance book of code of ethics for caring children	6	6,000	6,000
7.	Autism spectrum Disorder Programme for preschool teachers	45	30,000	30,000
8.	Seven days tanning for Preschool teachers	150	902,510	902,170
9.	“Aruna dakina Rada Selection of Arts for the Exhibition	373	35,000	35,000
10	National Week for ECCD- Programme for Children	252	75,000	75,000
11	National Week for ECCD- Programme for Parent	245	37,500	37,500
12	Training Programme for Child related Officers on Training guidance book of code of ethics for caring children		7,5000	7,5000
13	Uththma pooja Nutrition allowance for Pregnant Mothers	16,407	32,875,000	32,874,000
14	Distribution of Morning Meals to Early Childhood Children	3,204	1,869,350	1,812,032
15	Autism spectrum Disorder Programme for preschool teachers (Division)		90,000	90,000
16	Field research on social base of Preschools in Early childhood Development		20,000	20,000
17	Parental Awareness Program	293	249,850	249,850

5.2.5. Activities of Social Service

S.No	Subject	Beneficiaries
01	Disable Monthly Payment 3,000.00	452
02	Disable Self-employment Payment	20
03	Disable Student instrument	20
04	Single Parents Payment	30
05	Disable Housing	-
06	Disable Medical Payment	10
07	Disable Spectacles	10
08	Elders Payment	2,568

Social Service Events

Disable Sports Meet



Drugs Prevention



National Disable Sports Meet



National Disable day



Commed Issue



Self-Employment Exhibition



Elders Day Programme



Elders Awareness Programme



Elders Truism



5.2.6..Activities of District Sports Unit

District Sports Festival

Venue : Mannar Public Play Ground, Mannar

Date : 12.05.2018



**Net Ball Coachers Coaching Camp
(26.03.2018)**



**Health Week Programme
(21.05.2018-25.05.2018)**



GA Cup – 2018 (25.09.2018)

5.2.7. Activities of Rural Development Department

254 Rural Development Societies and 229 Women Rural Development Societies under 5 Divisional Secretariats of Mannar district are functioning successfully. The members of these societies are people of the same villages. The objective of establishing such societies is to develop the social, economic & cultural aspects of the village's people.

S.No	Divisional Secretariats	R.D.S	W.R.D.S.	Total
01	Mannar Town	82	70	152
02	Nanattan	58	57	115
03	Manthai West	53	59	112
04	Musali	33	16	49
05	Madhu	28	27	55
	Total	254	229	483

Revolving Loan Fund Activities for Self Employment

S. No	Divisional Secretariats	Initial Amount	Present Amount (31.12.2018)	Issued Amount 2018	No of Beneficiaries 2018
01	Mannar	32,123,755.00	66,551,915.78	78,513,000.00	1,565
02	Nanattan	30,866,162.00	104,950,058.00	196,500,700.00	3,607
03	Manthai west	14,120,000.00	16,820,350.00	23,348,000.00	732
04	Musali	6,595,000.00	5,699,200.00	3,900,000.00	102
05	Madhu	8,960,000.00	10,725,830.00	9,720,000.00	377
	Total	92,664,917.00	204,747,353.78	311,981,700.00	6,383

Details of Women Development Training Centers are given below

S.No	Divisional Secretariats	Name of Training	No of Students	Training Period	No of Training
1	Mannar Town	NVQ level 4 - Tailoring	40	06 Months	2
2	Nanattan	Diploma in Home economics	20	01 Year	1
3	Manthai West	Diploma in Home economics	20	01 Year	1
4	Musali	Diploma in Home economics	20	01 Year	1
5	Madhu	Diploma in Home economics	20	01 Year	1

Development Works

S.No	Source Of Fund	No of project	Allocation Mn.	Expenditure Mn.
01	PSDG	15	7,700	7,661
02	CBG	24	3,025	3,002
	Total	39	10,725	10,663

Exhibition in Divisional level of Women Development Centre



Opening ceremony of Traditional Food Centre under PSDG fund in Madhu Division



Distribution of sewing Machines to passed out students of WDC under PSDG - 2018



5.3. Development-2018

5.3.1. Capital works under the Ministry of Home Affairs 2018

The Ministry of Home Affairs allocated a sum of Rs.30,000,000.00 under vote (265-1-1-0-2104) for the year 2018 for capital works out of which a sum of Rs.29,999,995.40 has been spent under the particular vote.

Ser. No	Name of the project	Allocation (RS)	Expenditure (RS)
Ongoing Project			
1	Construction of Quarters for Addl.G.A	4,000,000.00	4,000,000.00
2	Reconstruction of Chummary quarters at Manthai west	843,000.00	842,996.00
3	Construction of Senior Chummary quarters under District Secretariat	4,620,000.00	4,620,000.00
	Sub total	9,463,000.00	9,462,996.00
New project			
1	Construction of Chief Internal Auditor's Quarters	9,587,825.00	9,587,824.40
2	Construction of vehicle park & IT park at Kachcheri - (Stage-I)	10,949,175.00	10,949,175.00
	Sub total	20,537,000.00	20,536,999.40
	Grand total	30,000,000.00	29,999,995.40



Addl.GA Quarters



Chummary Quarters



CIA Quarters



Vehicle Park & IT Park

5.3.2. Activities of Department of Samurdhi Development

Samurdhi Relief Programme

S.No	Programme	No.of Beneficiaries	Allocation (Mn)	Expenditure (Mn)
1	Relief fund	13,020	383.00	383.00
2	Samurdhi Siphthora Scholarship Programme	382	3.49	3.49
3	Social security fund	3,360	10.00	10.00
Total		16,762	396.49	396.49

Livelihood and Social Development Programme

S.No	Programme	No.of Beneficiaries	Allocation (Mn)	Expenditure (Mn)
1	Samurdhi Empowerment Livelihood Development programme	147	4.63	4.63
2	Marketing Development programme	926	2.05	2.05
3	Home Garden	153	1.34	1.34
4	Social Development programme	1,192	4.40	4.40
Total		2,418	12.42	12.42



Samurdhi Community Based Bank Programme

S.No	Programme	No. of Beneficiaries	Expenditure (Mn)
1	Self-Employment Loan	3,958	119.24
2	Agriculture Loan	537	36.00
3	Fishing and Animal Husbandry	129	4.51
4	Consumer Loan	508	5.00
5	"Sahana Aruna" Loan	1,138	7.78
6	:Dhiriya Saviya" Loan	1,760	135.21
7	Jeewanopaya Revolving Loan	521	40.00
8	Livelihood Development Loan	6,231	404.00
Total		14,782	751.74

5.3.3. Activities of Agriculture Unit

S.No	Name of the Program	Division/ District	Allocation (Rs.)	Expenditure (Rs.)	Revenue (Rs.)
01	Agro well Rehabilitation Project (Ministry of Agriculture)	Mannar Town, Manthai West	15,000,000.00	3,810,390.06	-
02	Government Grain Store Semmantheevu – Nanattan (Ministry of Finance)	Nanattan	10,000,000.00	5,179,062.58	603,325.25
03	District Agriculture committee Meeting (Ministry of Agriculture)	District and all Divisions	45,000.00	41,955.00	-



5.3.4. Activities of Land Use Planning Development

S. No	Name of the Program	Target of project	Allocation (Rs.)	Expenditure (Rs.)
01.	Conduct Special Study On Specific Land Use Issues In The District	03	150,000.00	146,342.50
02.	Village Level Land Use Plan	05	115,000.00	113,509.50
03.	Soil and Water Conservation Measure	04	348,000.00	348,000.00
04.	Awareness Programs	02	6,000.00	6,000.00
05.	Land Use Planning Committees - District	03	6,000.00	5,956.00
06.	Land Use Planning Committees –Division	05	10,000.00	9,915.00
	Total		635,000.00	629,723.00



5.3.5. Activities of World Food Programme

Ministry of National Policies and Economic Affairs
School Meals Programme

Zone	Total Student	Rice	Quantity - Kg		
			Dhal	Oil	Tinfish
Mannar	7,976	16,400	150	819.10	7,933.80
Madhu	2,751	8,450	-	268.45	3,930.00

Cash for Work

Activities	Allocation	Expenditure
House Hold water Harvesting- Beneficiary payment	1,631,200.00	1,631,200.00
House Hold water Harvesting- Equipment cost for HHW unit	2,520,000.00	2,520,000.00
Community water Harvesting- Beneficiary payment	9,972,000.00	9,972,000.00
Community water Harvesting- Non Food Items (Working Tools)	230,400.00	230,400.00
Skills Development Fund - Participants Payment	927,000.00	927,000.00
Seed Money -Seed Beneficiary Payment	262,500.00	262,500.00
Training Centre Rehabilitation - VTC	487,000.00	487,000.00
Total	16,030,100.00	16,030,100.00

5.3.6. Activities of National Secretariat for Non - Government Organization

Shown below Non – Government Organization which contributed for the Development of the Mannar District

1. ZOA (Relief / Hope / Recovery)
2. OFERR Ceylon
3. Bringing Lanka (Guarantee) Ltd
4. Caritas – Valvuthayam
5. Humanity & Inclusion
6. IMSESO (Inclusive Management and Social Empowering Security Organization)
7. JSAC (Jaffna Social Action Centre)
8. MAG (Mines Advisory Group)
9. MARR (Mannar Association for Relief & Rehabilitation)
10. OPENE (Organization of People for Engagement and Enterprise)
11. Socio Economic Development Association
12. World Vision Lanka
13. WUSC (World University Service of Canada)
14. YGRO Private Ltd
15. Motivation Charitable Trust
16. FRC (Family Rehabilitation Centre)
17. ORHAN (Organization for Rehabilitation of the Handicapped)
18. MARDAP (MN/ Association for Rehabilitation Differently Able People)
19. MWDF (Mannar Women’s Development Federation)

5.3.7. Activities of Consumer Affairs Authority

Months	No of Raids	No of Cases Filed	Amount of Fine	Awareness Summary			Market Survey
				Traders	General	School	
January	20	0	0	2	2	1	2
February	24	17	97,000	3	0	0	2
March	25	27	76,000	3	0	1	2
April	25	17	52,000	5	2	0	2
May	0	32	99,500	6	3	0	2
June	27	2	15,000	4	3	1	2
July	28	29	87,000	4	4	1	2
August	33	44	66,500	4	4	1	2
September	45	13	55,500	4	3	1	2
October	33	44	175,000	8	4	0	2
November	35	40	192,000	5	3	1	2
December	39	24	103,000	5	5	0	2
Total	334	289	1,018,500	53	33	7	24

5.3.8. Activities of Rehabilitation Authority

No	Descriptions	No of Beneficiaries	Issued Amount (Rs)
01	Heavy Damage (Injury, Death)	32	2,100,000.00
02	Compensations for Government Employees	2	300,000.00
03	Compensations for all religious place	28	24,000,000.00
04	Compensation for Public	85	4,250,000.00
05	Self-Employments Loan for public	255	63,750,000.00
06	Self-Employment Loan for Ex-comport ants	240	36,000,000.00
07	Loan for House Repairing	102	25,500,000.00

5.3.9. Activities under Planning Unit

National programme under the Presidential Secretariat

S.No	Name of the Project	Allocation (Rs.)	Expenditure (Rs.)
1	National Programme Kidney Disease	75,000.00	75,000.00
	Research unit of the ministry of Heal, Nutrition & Indigenous medicines (Data Entry Officer Salary)		
2	Grama Sakthi peoples movements	1,315,000.00	1,210,237.78
	Training Programme		
3	National Programme for save the Children	15,000,000.00	15,000,000.00
		Village Development Projects under 15 GN Divisions in 05 DS Divisions (Livelihood , Infrastructure & Capacity building)	
4	National Programme for Multi Sectoral Nutrition Information System (All 05 Divisions)	465,000.00	465,000.00
		76,500.00	76,500.00
5	National Environmental Programme (Forest event)	440,675.00	431,865.00
5	National Environmental Programme (Forest event)	5,666,500.00	5,313,710.00
	Total	23,038,675.00	22,572,312.78

Presidential Secretariat

001-2-6-11-2202

S. No	Name of the project	Allocations (Mn)	Expenditure (Mn)
01	Gramashakthi People's Movement	16.32	16.21

Ministry of Industry and Commerce

149-2-3-2-2506

S. No	Name of the project	Allocations (Mn)	Expenditure (Mn)
01	Apparel Based Mini Factories	5.50	0.54
02	Construction of Water Tank & Supply of Electricity to the Mannar Industrial Estate	1.52	0.51

Ministry of Industry and Commerce

149-01-02-13-2202

S. No	D.S Division	No of Houses	Completed Housing	Allocation (Rs)	Expenditure (Rs)	Remarks (Bills in hand)
1	Musali - Stage i	500	-	280,000,000.00	266,653,614.52	13,200,000.00
2	Stage - ii	200	-			
	Total	700		280,000,000.00	266,653,614.52	13,200,000.00

Ministry of Prison Reforms, Rehabilitation, Resettlement and Hindu Religious Affairs

S.No	Projects	No of Units	Total Allocation (Mn)	Released Allocation (Mn)	Total Expenditure (Rs)	Bills in Hands
1	Acceleration of Re-settlement Activities in Northern and Eastern Provinces					
145-2-3-30-2202						
1.1	Development of Minor Tanks	1	1.28	1.28	1,279,214.03	
1.2	Construction of Sanitary units	622	34.49	34.49	34,420,925.49	
1.3	Provision of Water facilities	373	6.71	6.71	6,251,093.50	
1.4	Provision of Electricity Supply Connections	426	8.00	8.00	7,918,637.00	
1.5	Provision of Livelihood Assistance	150	15.00	15.00	14,990,444.55	
1.6	Construction of Healing Centre	1	15.00	6.58	6,576,654.33	
1.7	Development Activities to the War Affected District	50	26.07	14.46	11,949,144.53	10,696,771.19
1.8	Bills in Hands-2017	0	103.37	103.37	103,376,719.61	
Sub Total		1,623	209.92	189.89	186,762,833.04	10,696,771.19
145-2-3-35-2202						
2.1	Housing	428	326.90	326.90	325,412,557.16	1,212,030.00
2.2	Infrastructure Dev.Project	1	2.00	2.00	1,999,900.72	
Bills in Hands 2017						
2.3	Housing		25.44	25.44	25,442,000.00	
2.4	Infrastructure Dev.Project		29.56	29.56	29,205,031.46	
Sub Total		429	383.90	383.90	382,059,489.34	1,212,030.00
3	Special programme to address the needs of the differently abled Women and war widows					
145-2-3-39-2202						
3.1	Provision of Livelihood Assistance	237	23.70	23.70	22,927,788.15	750,000.00
3.2	Construction of Sanitary units	41	3.30	3.30	3,297,300.00	
Sub Total		278	27.00	27.00	26,225,088.15	750,000.00
145-2-3-41-2205						
4	Support selected small industries in the Northern province through the Producer Cooperatives	7	100.57	100.57	43,804,882.49	
Sub Total		7	100.57	100.57	43,804,882.49	
145-2-3-40-2202						
5	Supporting indebted people in Northern and North Central Provinces through Credit Cooperative societies - Phase-1	11	33.50	33.50	29,850,000.00	
	Supporting indebted people in Northern and North Central Provinces through Credit Cooperative societies- Phase-11	16	52.00	52.00	52,000,000.00	
Sub Total		27	85.50	85.50	81,850,000.00	

145-2-3-38-2205						
6	Renovation of Thiruketheeswaram Temple	1	2.00	2.00	2,000,000.00	
Sub Total		1	2.00	2.00	2,000,000.00	
145-2-3-0-1501						
7	Jungle Clearing at Mullikulam	1	1.64	1.64	483,065.92	221,576.48
8	Provision of Resettlement Assistance to Refugee Returned in India	357	12.02	12.02	11,949,900.00	
Sub Total		358	13.66	13.66	12,432,965.92	221,576.48
145-1-2-5-2202						
9	Livelihood programme	28	2.80	2.80	2,799,479.40	
Sub Total		28	2.80	2.80	2,799,479.40	
Grand Total		2,751	825.35	805.32	737,934,738.34	12,880,377.67



Sanitation



Electricity Connection



Water Supply



Economic Empowerment



Minor Tanks



Livelihood



Healing Center

Ministry of Prison Reforms Rehabilitation Resettlement & Hindu Religious Affairs.

S.No	DS. Division	Project Name	No of Projects	Allocation	Expenditure
1	Mannar Town	Fishing net manufacturing factory - stage I	1	48,700,000.00	0
		Establishment of CRB & Productive Fishing through Net Sales Centre	1		
		1. Building		500,000.00	500,000.00
		2. Machineries		5,850,000.00	4,850,544.43
2	Nanattan	Establishment of CRB & Productive Fishing through Net Sales Centre	1		
		1. Building		500,000.00	498,336.65
		2. Machineries		5,850,000.00	4,745,544.43
3	Manthai West	Establishment of CRB & Productive Fishing through Net Sales Centre	1		
		1. Building		500,000.00	500,000.00
		2. Machineries		5,850,000.00	4,745,544.43
		Gingerly oil production	1		
		1. Building		1,800,000.00	1,775,202.50
		2. Machineries		6,330,000.00	5,023,910.00
4	Madhu	Fresh fruit juice, Jam and Pulp production- madhu MPCS	1		
		1. Building		2,000,000.00	1,998,300.90
		2. Machineries		16,340,000.00	13,968,225.00
5	Musali	Establishment of CRB & Productive Fishing through Net Sales Centre	1		
		1. Building		500,000.00	453,729.72
		2. Machineries		5,850,000.00	4,745,544.43
Total				100,570,000.00	43,804,882.49

Ministry of Prison Reforms Rehabilitation Resettlement & Hindu Religious Affairs.

145-02-03-35-2202

S.No	D.S Division	No of Houses	Allocation (Rs)	Expenditure (Rs)	Remarks Bills in hand
1	Mannar Town	72	57,600,000.00	57,586,437.16	13,562.84
2	Nanattan	206	157,200,000.00	155,580,000.00	1,208,000.00
4	Manthi West	128	98,600,000.00	98,344,000.00	0
5	Madhu	22	13,500,000.00	13,456,000.00	0
	District Admin	0	0	446,120.00	265,880.00
Total		428	326,900,000.00	325,412,557.16	1,487,442.84

Renovation and Restoration of Archeological Values of Hindu Temple

S.No	Project	No. of Project	Allocation	Expenditure
1	Reconstruction works at Thiruketheeswaram	1	2,000,000.00	2,000,000.00
Total		1	2,000,000.00	2,000,000.00

Ministry of Posts, Postal Services & Muslim Religious Affairs

Development Meelad un Nabi Projects (2018)

Division	No. of Project	Allocation (Mn)	Expenditure (Mn)	Bill in hand (Mn)
Mannar Town	21	7.40	6.96	0.34
Nanattan	4	1.85	1.85	-
Manthai west	10	3.55	3.53	
Madhu	2	0.75	0.74	0.01
Musali	18	6.45	6.44	-
Total	55	20.00	19.52	0.35

Infrastructure Development Project for Protracted IDPS –
Ministry of Resettlement under the Task Force

Activity	Allocation (Rs)	Expenditure (Rs)
Infrastructure Development Project for Protracted IDPS – Bills in hand 2017	30,180,000.00	29,492,528.76
Infrastructure Development Project for Protracted IDPS - 2018	219,010,000.00	198,583,102.62
Total	249,190,000.00	228,075,631.38



Infrastructure Development Project

Department of Sports Development

Head No: 219-2-2-0-2506

S.No	Name of Project	DS Division	Allocated Rs	Value of work done
1	Const. of Periyapandivichcan west playground Manthai west pradeshiya saba	Madhu	500,000.00	489,551.87
2	Construction of Mullikulam Playground Manthai west Pradeshiya Saba Area	Madhu	500,000.00	489,551.87
3	Const. of Kakkayankulam playground Manthai west Pradeshiya Saba area	Madhu	1,000,000.00	983,437.78
4	Volley ball ground at Musali	Musali	1,500,000.00	0
	Total		3,500,000.00	1,962,541.52

Ministry of National Policies and Economic Affairs

Activities	Allocation (Rs)	Expenditure (Rs)
Infrastructure Development Special Project	55,900,000	39,458,255
Infrastructure Development Special Project-Bills in Hand-2017	20,533,623	20,533,623
Rural Infrastructure Development Project -II	25,500,000	18,119,379
Rapid Rural Development Project-Gamperaliya	148,810,000	58,199,759
Decentralized Capital Budget	24,263,000	21,239,979
Decentralized Capital Budget Bills in Hand-2017	1,549,401	1,549,401
Total	276,556,024	159,100,396



Gamperaliya



IDSP

Office for National Unity & Reconciliation (ONUR)

Head No – 165-01-02-02-2202

Integrated Village Development Project, Livelihood and Infrastructure Development project

S.No	D.S Division	No of Project	Allocation.(Mn)	Expenditure. (Mn)
1	Mannar Town	10	12.50	7.99
2	Nanattan	9	9.00	2.79
3	Manthai West	6	10.40	10.08
4	Madhu	10	13.00	12.62
5	Musali	7	6.98	6.92
	Total	42	51.88	40.40

State Ministry of National Unity and Co-Existence
Head No 165-01-02-09-2509

Strengthening Reconciliation focused on Economic Empowerment Project

S.No	D.S Division	No of Project	Allocation.(Mn)	Expenditure. (Mn)
1	Mannar Town	4	7.40	6.31
2	Manthai West	3	11.25	9.87
	Total	7	18.65	16.18


Ministry of National Integration, Reconciliation & Official Languages
Head No 165-01-02-09-2509

Strengthening Reconciliation focused on Economic Empowerment and Social Infrastructure Development Project

S.No	D.S Division	No of Project	Allocation. (Mn)	Expenditure. (Mn)	Bills in hand
1	Mannar Town	14	42.77	20.54	16.56
2	Nanattan	4	11.25	11.24	0
3	Manthai West	4	14.82	14.54	0.39
4	Madhu	9	11.13	11.09	0
5	Musali	1	1.00	0.99	0
	Total	32	80.97	58.40	16.95



Construction of Class room Building at St/Xavier's Boys College, Mannar



Reconstruction of Murukan Kovil Main Road at Pesalai

Construction of Mandapam of the Amparavel Pillaiyar Temple at K/Vannakulam

Construction of Open Stage at Mn/Murunkan School-Nanattan

Sector Wise Summary 31.12.2018

S.No	Sector / Component	Allocation (Mn)	Cumulative Total (Mn)
1	Agriculture		
1.1	Major Irrigation	87.32	60.52
1.2	Minor Irrigation	33.72	27.05
1.3	Forestry Development	0	0
1.4	Land Development	0.63	0.62
1.5	Field & Export Crops Development	32.72	32.07
1.6	Livestock Development	60.67	45.23
1.7	Fisheries Development	27.24	43.87
	Total	242.30	209.36
2	Industries, Tourism & Trade		
2.1	Large & Medium scale Industries	5.85	5.65
2.2	Rural & Small Scale Enterprises	100.57	43.80
2.3	Trade	0	0
2.4	Tourism	0	0
2.5	Science & Technology	0	0
	Total	106.42	49.45
3	Human Settlements		
3.1	Housing Construction	1,174.74	841.93
3.2	Urban Infrastructure	0	0
3.3	Environmental Management	10.57	7.09
3.4	Water Supply & Sanitation	225.26	198.27
3.5	Community Resource Development	107.21	80.18
	Total	1,517.78	1,127.47
4	Economic Infrastructure		
4.1	Power & Energy	8.00	7.92
4.2	Communication	0	0
4.4	Reconstruction & Rehabilitation	665.07	639.78
	Total	673.07	647.70
5	Transport		
5.2	Road	263.91	215.21
5.3	Aviation & Other Transport. Facilities	68.99	68.99
	Total	332.90	284.20
6	Social Infrastructure		
6.1	Education	64.07	25.10
6.2	Health	208.45	121.25
6.3	Social welfare & Cultural Services	211.46	116.89
	Total	483.98	263.24
7	Administrative Overheads		
7.1	Strengthening of District Administration	217.78	217.71
	Total	217.78	217.71
	Grant Total	3,574.23	2,799.13

5.3.10. Details of the payments under the line Ministries and Other Departments

No	Ministry/ Department	Head	Capital	Recurrent
1.	His Excellency the President	001	28,561,103.13	0
2.	Office of the Prime Minister	002	0	155,500.00
3.	Ministry of Buddhasasana	101	1,059,976.62	15,000.00
4.	Ministry of National Policies and Economic Affairs	104	177,994,338.45	4,946,801.33
5.	Ministry of Disaster Management	106	7,095,987.54	6,244,621.42
6.	Ministry of Justice	110	0	1,524,961.00
7.	Ministry of Agriculture	118	2,272,887.30	2,388,801.36
8.	Ministry of Women and Child Affairs	120	3,084,975.20	34,335,991.52
9.	Ministry of Home Affairs	121	1,651,497.79	74,826,201.21
10.	Ministry of Social Empowerment welfare and Kandyan Heritage	124	99,800.00	78,146,653.67
11.	Ministry of Public Administration and Management	130	98,641.00	39,289.00
12.	Ministry of Sports	136	1,579,308.42	0
13.	Ministry of Prison Reforms, Rehabilitation Resettlement, and Hindu Religious Affairs	145	725,501,772.41	12,432,965.92
14.	Ministry of Industry and Commerce	149	517,364,685.35	0
15.	Ministry of Fisheries and Aquatic Resources Development	151	11,159,090.80	0
16.	Ministry of National Co- Existence, Dialogue and Official Languages	157	2,247,622.50	438,923.46
17.	Ministry of Internal Affairs, Wayamba Development and Cultural Affairs	163	154,992.15	0
18.	Ministry of National Integration and Reconciliation	165	114,985,862.95	0
19.	Ministry of Foreign Employment	182	75,000.00	3,233,806.38
20.	Ministry of Telecommunication and Digital Infrastructure	194	112,756.81	3,949,849.51
21.	Ministry of Science, Technology and Research	196	1,225,478.25	269,335.00
22.	Ministry of Skill Development and Vocational Training	197	6,150.00	22,852.00
23.	Ministry of Irrigation and Water Resource Management	198	487,631.52	456,948.03
24.	Department of Muslim Religious and Cultural Affairs	202	19,512,170.14	0
25.	Department of Christian Religious Affairs	203	2,550,052.67	0

26.	Department of Cultural Affairs	206	13,180.00	746,017.00
27.	Department of Social Services	216	163,858.00	1,685,743.68
28.	Department of Probation and Child Care Services	217	353,985.00	2,460,400.10
29.	Department of Sports Development	219	0	291,740.00
30.	Department of Registration of Persons	227	0	2,632,115.21
31.	Department of Development Finance	243	0	7,611,477.58
32.	Department of Census and Statistics	252	0	732,883.14
33.	Department of Pensions	253	0	19,467,142.34
34.	Department of Registrar General	254	0	494,850.00
35.	Department of Motor Traffic	307	0	299,903.34
36.	Department of Community Based Corrections	326	0	50,415.00
37.	Department of Land Use Policy Planning	327	629,723.00	113,223.25
38.	Department of Man power and Employment	328	219,299.26	175,650.17
Total			1,620,261,826.26	260,190,061.62

5.4. Annual Accounts

5.4.1. Action Plan - 2018

Ministry of Home Affairs Capital Works						
Progress as at 31.12.2018						
265-1-1-0-2104 Acquisition of capital Assets - Buildings and structure - Rs 30,000,000						
Ser. No	Name of the project	Total Allocation for 2018 (Rs)	Total Expenditure (Rs)	Balance/Saving	Financial %	Physical Progress %
	Ongoing project					
1	Construction of Quarters for Addl. G.A	4,000,000.00	4,000,000.00		100%	100%
2	Reconstruction of chummary quarters at Manthai west	843,000.00	842,996.00	4.00	100%	100%
3	Construction of Senior Chummary quarters under District Secretariat	4,620,000.00	4,620,000.00		100%	100%
	Sub total	9,463,000.00	9,462,996.00	4.00		
	New project					
1	Construction of Chief Internal Auditor's Quarters	9,587,825.00	9,587,824.40	0.60	100%	10%
2	Construction of vehicle park & IT park at kachcheri – (Stage –I)	10,949,175.00	10,949,175.00		100%	5%
	Sub total	20,537,000.00	20,536,999.40	0.60		
	Grand Total	30,000,000.00	29,999,995.40	4.60		

265-1-1-0-2001 Rehabilitation and Improvement of Building & Structure - Rs 7,000,000									
S. No	Name of the project	Total Allocation for 2018 (Rs)	Contractor Name	GN	Total Expenditure (Rs)	Date of Commenced	Date of Completion	Financial %	Physical Progress %
1	Construction of semi permanent Vehicle park at District Secretariat Mannar	1,085,885.00	RDS Pettah	Periyakadai	1,085,885.00	20.6.2018	19.07.2018	100%	100%
2	Construction of Record Room Rack System at District Secretariat Mannar	674,339.00	RDS Keeri		671,945.50	01.8.2018	21.8.2018	100%	100%
3	Construction of Timber Door at GA Residency and Aluminium Cupboards at welfare canteen and prayer room at District Secretariat	89,776.00	Quotation		89,776.00			100%	100%
	Sub total	1,850,000.00	-		1,847,606.50				
4	Renovation of Divisional Secretariat Conference hall Including Air conditional facilities at Mannar town Division	850,000.00	WRDS Uppukulam north	Periyakadai	850,000.00	2.5.2018	2.7.2018	100%	100%
5	Renovation of Drainage System at Divisional Secretariat Mannar Town	150,000.00	WRDS Santhipuram	Periyakadai	150,000.00	2.5.2018	2.7.2018	100%	100%
	Sub total	1,000,000.00			1,000,000.00				

6	Repairs of Roof work at Divisional Secretariat Nanattan	500,000.00	WRDS Moddaikadai	Moddaikadai	500,000.00	5.3.2018	5.6.2018	100%	100%
7	Renovation of D.S. Quarters at Divisional Secretariat Nanttan	500,000.00	WRDS Moddaikadai	Moddaikadai	499,990.41	5.3.2018	5.6.2018	100%	100%
	Sub total	1,000,000.00			999,990.41				
8	Divisional Secretary's quarters repairs including boundry wall at D.S. office Musali	1,000,000.00	WRDS kokkupudaiyan	Chilawattthurai	999,731.56	18.04.23	23.07.2018	100%	100%
	Sub total	1,000,000.00			999,731.56				
9	Renovation of Ladies quarters at Divisional Secretariat Madhu	500,000.00	RDS Amaithipuram	Periya Pandivirichan west	500,000.00	06.06.2018	06.09.2018	100%	100%
10	Renovation of Gents quarters at Divisional Secretariat Madhu	500,000.00	RDS Amaithipuram	Periya Pandivirichan west	500,000.00	06.06.2018	06.09.2018	100%	100%
	Sub total	1,000,000.00			1,000,000.00				
11	Improvement of Boundary wall for Ladies Chummary quarters at Divisional Secretariat Manthai west	997,439.56	Adampan RDS	Adampan	997,439.56	29.03.2018	29.06.2018	100%	100%
12	Earth filling for ladies chummary Quarters	152,560.44	Adampan RDS	Adampan	152,560.44				
	Sub total	1,150,000.00			1,150,000.00				
	Total	7,000,000.00			6,997,328.47				

5.4.2. ACA – 1

Statement of Revenue for the period ended 31st December 2018

Expenditure Head No : 265

Revenue Code	Revenue Title	Revenue Estimate		Revenue Collection			Collection of Arrears Revenue	Revenue Refund			Net Revenue
		(1)		(2)				(4)			
		Original Estimate	Revised Estimate	Collected by Ministry/ Dept.	Collected by Other Ministry/ Dept. (Table 66)	Total		By Cash	Error Corrections	Total	
		1(i)	1(ii)	2(i)	2(ii)	2(iii)=2(i)+2(ii)		4(i)	4(ii)	4(iii)=4(i)+4(ii)	
NOTE - 1	INCOME TAX										
1004.01.00	Total Corporate Tax (a)										
1004.02.00	Total Non -Corporate Tax (b)										
	Total Income Tax (a+b)										
NOTE - 2	TAXES ON DOMESTIC GOODS & SERVICES										
1003	Licence Taxes and other										
1003.01.00	Luxury Motor Vehicle Tax										
1003.02.00	Transfer Tax										
1003.03.00	Betting & Gaming Levy										
1003.04.00	Share Transaction Levy										
1003.05.00	Construction Industry Guarantee Fund Levy										
1003.07.00	Other Licences										
1003.07.01	Pharmaceuticals, Equipment, Perfumes and Pharmacies Registration Fee										
1003.07.02	Registration Fees relevent to the Department of Registrar General				2,822,718	2,822,718		1,250		1,250	2,821,468
1003.07.03	Private Timber Transport				75,820	75,820				-	75,820
1003.07.04	Tax on Sale of Motor Vehicles										
1003.07.05	Licence Taxes relevent to the Ministry of Defence				53,545	53,545		-	52,545	52,545	1,000

1003.07.06	Licence Fees relevent to the Dept. of Fisheries & Aquatic Resources											
1003.07.07	Levy on Rooms of Five Star Hotels											
1003.07.08	Company Registration Levy											
1003.07.09	Carbon Tax											
1003.07.10	Vehicle Entitlement Levy											
1003.07.11	Financial Transaction Levy											
1003.07.12	Capital Gain Tax											
1003.07.99	Other				93,994	93,994		-		-	93,994	
1003.08.00	Fees under the Certificate to be granted yearly to Notary Registrar of the High Court											
1003.09.00	Taxes on Lands leased out to Foreigners											
1003.10.00	Emigration Tax											
	Total Taxes on Domestic Goods & Services	-	-	-	3,046,077	3,046,077		-	1,250	52,545	53,795	2,992,282
NOTE - 3	TAXES ON INTERNATIONAL TRADE											
	Total Revenue from Taxes on International Trade											
NOTE - 4	NON-TAX REVENUE AND OTHERS											
	Revenue From Other Sources (a)											
2002.01.00	Rent											
2002.01.01	Rent on Government Building & Housing				1,934,386	1,934,386					-	1,934,386
2002.01.02	Rent on Crown Forests											
2002.01.03	Rent from Land and Other											
2002.01.04	Lease rental from Regional Plantation Companies											
2002.01.99	Other Rental											
2002.02.00	Interest											
2002.02.01	On-lending											
2002.02.99	Other				2,484,061	2,484,061			110,720	110,720		2,373,341
2002.03.00	Profits											
2002.04.00	Dividends											

2002.05.00	Transferring Surplus Fund from Public Enterprises									
2003.01.00	Departmental Sales									
2003.02.00	Administrative Fees & Charges									
2003.02.01	Audit Fees									
2003.02.02	Air Navigation Fees									
2003.02.03	Fees under Registration of Persons	-	-	462,500	462,500				-	462,500
2003.02.04	Fees of Department of Survey									
2003.02.05	Service Charges of Government Press									
2003.02.06	Fees under the Fauna & Flora Protection Ordinance			103,650	103,650				-	103,650
2003.02.07	Fees of Passports, Visas & Dual Citizenship									
2003.02.08	Embarkation Levy									
2003.02.09	Fees of Department of Valuation									
2003.02.10	Fees of Registrar of Companies									
2003.02.11	Legal Fees from Corporations & Statutory Bodies									
2003.02.12	Fees recovered under the Public Contract Act									
2003.02.13	Examinations & Other Fees	-	-	36,850	36,850				-	36,850
2003.02.14	Fees under the Motor Traffic Act & other receipts	-	-	14,700,014	14,700,014				-	14,700,014
2003.02.15	Registration Fees on Motor Vehicle Transfers under the Issuing Motor Vehicle Permits on Concessionary Terms									
2003.02.16	Air Craft Rentals									
2003.02.17	Fee on Local Sale of Garments									
2003.02.18	Fees relevant to the Department of Agriculture									
2003.02.19	Botanical and Gardens Revenue									
2003.02.20	Accounting & Auditing Standards Cess Levy									
2003.02.21	Fees relevant to the Ministry of Petroleum Industries									
2003.02.99	Sundries			1,508	1,508				-	1,508
2003.03.00	Fines and Forfeits									
2003.03.01	Fines and Forfeits - Customs									
2003.03.02	Fines and Forfeits - Other									

2003.04.00	Public Officer's Motor Cycle Premium	-	-			-	144,920		144,920	(144,920)
2003.05.00	Treasury Bonds Premium									
2003.06.00	Revenue from the United Nations' Peacekeeping Operations									
2003.99.00	Other Receipts			-	5,283,506	5,283,506	14,500		14,500	5,269,006
2004.01.00	Social Security Contributions					-			-	-
2004.01.00	Central Government	-	-		9,649,230	9,649,230			-	9,649,230
2004.02.00	Provincial Councils									
2005	Current Transfers									
2005.01.00	Central Bank Profits									
2005.01.99	Other Transfers									
2005.99.00	National Lotteries Board and Other Transfers									
2006.03.00	Domestic Capital Transfer									
2006.02.02	Sales of Capital Assets	-	-	147,220		147,220			-	147,220
	Revenue From Other Sources (b)	-	-	147,220	34,655,705	34,802,925	-	159,420	110,720	270,140
	Total Non - Tax Revenue & Other Revenue (a) + (b)	-	-	147,220	34,655,705	34,802,925	-	159,420	110,720	270,140
	Total Revenue (Note 1 - 4)	-	-	147,220	37,701,782	37,849,002	-	160,670	163,265	323,935
										37,525,067

5.4.3. ACA – 2

Summary of Expenditure by Programme for the period ended 31st December 2018							
Expenditure Head No :265			District Secretariat: Mannar.				
Programme Number given in Annual Estimates	Title of the Expenditure	Annual Budget Provision	Supplementary Estimate Provision	FR 66/69 Transfers	Total Net Provision	Total Expenditure	Rs. Net Effect Savings / (Excesses)
		(1)	(2)	(3)	(4)=(1)+(2)+(3)	(5)	(6)=(4)-(5)
Programme (1)	(1) Recurrent	213,000,000	-	(4,434,215-4,434,215)	213,000,000	195,447,412	17,552,588
	(2) Capital	50,000,000	-	(1,337,281-1,337,281)	50,000,000	49,747,734	252,266
	Sub Total	263,000,000	-	(5,771,496 -5,771,496)	263,000,000	245,195,146	17,804,854
Programme (2)	(1) Recurrent	Nil		Nil	Nil	Nil	Nil
	(2) Capital	Nil		Nil	Nil	Nil	Nil
	Sub Total	Nil		Nil	Nil	Nil	Nil
	Grand Total	263,000,000	-	(5,771,496 -5,771,496)	263,000,000	245,195,146	17,804,854

5.4.4. ACA - 2 (i)

Statement of Expenditure by Programme -2018											
Expenditure Head No : 265						District Secretariat : Mannar					
Expenditure Code	Programme (1)					Programme (2)					Rs. Total Expenditure
	Provisions				Expenditure	Provisions				Expenditure	
	Annual Budget Provision	Supplementary Estimate Provision	FR 66/69 Transfers	Total Net Provision		Annual Budget Provision	Supplementary Estimate Provision	FR 66/69 Transfers	Total Net Provision		
(1)	(2)	(3)	(4)=(1)+(2) +(3)	(5)	(6)	(7)	(8)	(9)=(6)+(7) +(8)	(10)	(11)= (5)+(10)	
Recurrent Expenditure											
Personal Emoluments											
1001 - Salaries & Wages	108,000,000	-	-	108,000,000	99,672,702						99,672,702
1002 - Overtime & Holiday Payments	2,700,000	-	811,000	3,511,000	3,408,683						3,408,683
1003 - Other Allowances	53,500,000	-	(811,000)	52,689,000	44,437,108						44,437,108
Travelling Expenditure											
1101 - Domestic	3,000,000	-	64,000	3,064,000	3,008,815						3,008,815
1102 - Foreign											
Supplies											
1201 - Stationery & Office Requisites	5,400,000	-	100,000	5,500,000	5,496,349						5,496,349
1202 - Fuel	4,900,000	-	(310,000)	4,590,000	4,489,276						4,489,276
1203 - Diets & Uniforms	1,400,000	-	(606,000)	794,000	764,331						764,331
1204 - Medical Supplies											
1205 - Other	1,250,000	-	-	1,250,000	1,231,297						1,231,297

Maintenance Expenditure											
1301 - Vehicles	6,000,000	-	225,000	6,225,000	6,072,643						6,072,643
1302 - Plant and Machinery	2,850,000	-	25,000	2,875,000	2,700,949						2,700,949
1303 - Building and Structures	3,200,000	-	975,000	4,175,000	4,173,547						4,173,547
Services											
1401 - Transport	1,550,000	-	50,000	1,600,000	1,580,180						1,580,180
1402 - Postal & Communication	3,100,000	-	(460,000)	2,640,000	2,606,220						2,606,220
1403 - Electricity & Water	5,000,000	-	100,000	5,100,000	4,884,061						4,884,061
1404 - Rents & Local Taxes	50,000	-	-	50,000	35,577						35,577
1405 - Other											
1406 - Interest Payment for Leased vehicles											
1408 - Lease Rental for Vehicles Procured under Operational Leasing											
1409 - Other	10,400,000	-	165,000	10,565,000	10,525,357						10,525,357
Transfers											
1501 - Welfare Programmes											
1502 - Retirement Benefits											
1503 - Public Institutions											
1504 - Development Subsidies											
1505 - Subscriptions and Contributions fees											
1506 - Property Loan Interest to Public Servants	700,000	-	(328,000)	372,000	360,317						360,317
1507 - Contribution to Provincial Councils											
1508 - Other											
1509 - Contribution to Contingencies Fund											

<u>Interest Payment</u>											
1601 - Domestic Debt											
1602 - Foreign Debt											
1603 - Discounts on Treasury Bills and Treasury Bonds											
<u>Other Recurrent Expenditure</u>											
1701 - Losses & Write off											
1702 - Contingency Services											
1703 - Implementation of the Official Languages Policy											
Grand Total	213,000,000			213,000,000	195,447,412						195,447,412
<i>Capital Expenditure</i>											
<u>Rehabilitation & Improvements of Capital Assets</u>											
2001 - Building & Structures	7,000,000	-	-	7,000,000	6,997,328						6,997,328
2002 - Plant, Machinery & Equipment	1,100,000	-	-	1,100,000	978,445						978,445
2003 - Vehicles	3,000,000	-	-	3,000,000	2,996,962						2,996,962
<u>Acquisition of Capital Assets</u>											
2101 - Vehicles											
2102 - Furniture & Office Equipment	5,000,000	-	1,337,281	6,337,281	6,322,379						6,322,379
2103 - Plant, Machinery & Equipment	2,700,000	-	(1,337,281)	1,362,719	1,353,249						1,353,249
2104 - Buildings & Structures	30,000,000	-		30,000,000	29,999,995						29,999,995
2105 - Lands & Land Improvements											
2106 - Software Development											

2108 - Capital Payment for Leased Vehicles										
Capital Transfers										
2201 - Public Institutions										
2202 - Development Assistance										
2203 - Contribution to Provincial Councils										
2204 - Transfers Abroad										
2205 - Capital Grants to Non-Public Institution										
Acquisition of Financial Assets										
2301 - Equity Contribution										
2302 - On-Lending										
Capacity Building										
2401 - Staff Training	1,200,000	-	-	1,200,000	1,099,376					1,099,376
Other Capital Expenditure										
2501 Restructuring										
2502 Investments										
2503 Contingency Services										
2504 Contribution to Provincial Councils										
2505 - Procurement Preparedness										
2506 - Infrastructure Development										
2507 - Research and Development										
2509 - Other										
Grand Total	50,000,000			50,000,000	49,747,734					49,747,734
Total Recurrent & Capital Expenditure	263,000,000		-	263,000,000	245,195,146					245,195,146

5.4.5. ACA – 4

Statement of Deposit Accounts as at 31 st December 2018						
Expenditure Head No :265			District Secretariat : Mannar			Rs.
Name of Deposit Accounts	Deposit Number	Balance as at 1 st January - 2018	Credited during the year	Debited during the year	Balance as at 31 st December - 2018	Balance as per Treasury Book as at 31 st December 2018
Security Deposits	6000-0-0-1-103	85,859	24,233	54,564	55,528.00	55,528
					-	
Deposits Temporary Retained Payable to Third Parties	6000-0-0-13-98	53,836,025	51,077,093	50,693,956	54,219,162.00	54,219,162
					-	
Revenue Transfer to Provincial Councils	6000-0-0-14-17	866,530	31,902,614	30,547,964	2,221,180.00	2,221,180
					-	
Retention Money for Construction	6000-0-0-16-89	60,910,737	48,582,790	46,518,778	62,974,749.00	62,974,749
					-	
Compensation	6000-0-0-17-28	1,920,461	-	-	1,920,461.00	1,920,461
					-	
Temporary Retention for Statutory Payments	6000-0-0-18-93	315,921	1,618,736	1,696,259	238,398.00	234,823
					-	
Funds Received for Reimbursement of Expenditure	6000-0-0-20-16	16,380,288	36,070,117	44,805,883	7,644,522.00	7,642,722
					-	
Total		134,315,821	169,275,583	174,317,404	129,274,000	129,268,625

* The different had been observed from Treasury ledger to District Secretariat ledger by Rs. 5,375.00. The action have been taken to delete

5.4.6. ACA – 5

Advance Accounts as at 31 st December -2018										
Expenditure Head No : 265					District Secretariat : Mannar					
Name of Advance Account	Advance Account Number	No. of Advance Accounts	Balance as at 1 st January 2018	Maximum Limits of Expenditure Rs.18,000,000		Minimum Limits of Receipts Rs.11,000,000		Maximum Limits of Debit Balance Rs. 53,000,000	Maximum Limits of Liabilities Rs.	Balance as per Treasury Books as at 31 st December - 2018
			(1)	Debits during the year		Credits during the year		Balance as 4=(1)+(2)-(3)		
				(2)	(3)					
			In Cash	Through Cross Entries	In Cash	Through Cross Entries				
(1) Advance to Public Officers	265011		46,953,873	16,553,889	1,166,000	441,086	11,333,228	52,899,448	-	52,899,448
	265012		-	-	1,028,399	-	2,235,683	(1,207,284)	-	(1,207,284)
			46,953,873	16,553,889	2,194,399	441,086	13,568,911	51,692,164	-	51,692,164
(2) Other Advances										
(3) Miscellaneous Advances										

