



දිස්ත්‍රික් ලේකම් කාර්යාලය
මාවட்டිச் செயலகம், யாழ்ப்பாணம்
DISTRICT SECRETARIAT, JAFFNA

மாவட்ட செயலகம்
யாழ்ப்பாணம்
1965
DISTRICT SECRETARIAT
JAFFNA

2018

වාර්ෂික කාර්යසාධන හා ගිණුම් වාර්තාව
வருடாந்த செயலாற்றுகை மற்றும் கணக்குகள் அறிக்கை
ANNUAL PERFORMANCE & ACCOUNTS REPORT



එන්.වේදනාසහන් මහතා
திரு. நா. வெதநாயகன்
Mr. N. VETHANAYAHAN

දිස්ත්‍රික් ලේකම්
மாவட்ட செயலர்
District Secretary

Annual Performance and
Accounts Report
Jaffna District

2018

Contents

Description	Page No
1. Message	01
1.1 Message of the Government Agent / District Secretary - Jaffna.....	01
2. Introduction of District Secretariat	02
2.1 Vision and Mission Statement.....	02
2.2 Objectives of District Secretariat.....	02
2.3 Activities of District Secretariat.....	02
3. Introduction of the District	03
3.1 Borders of the District:	04
3.2 Historical Importance of Jaffna District.....	04
3.3 About Natural Resources of the District.....	04
3.4 Livelihood Patterns of the people of the District or main commercial and economic activities....	05
3.5 Irrigation System of the District	07
3.6 Population Information of the District.....	13
3.7 Rainfall pattern of the District.....	14
3.8 Basic Statistical Information of the District.....	17
4. Organizational Structure & Approved Cadre	18
4.1 Organizational Structure.....	18
4.2 Approved Cadre Details	19
5. Performance.....	21
5.1 Progress of General Administration Activities.....	21
5.1.1 Performance of Grama Niladhari.....	21
5.1.2 Activities of Internal Audit Branch	22
5.1.3 Revenue Collection	24
5.1.4 Activities of Department of Manpower & Employment	25
5.1.5 Activities of Media unit.....	25
5.1.6 Activities of Land Use Policy Planning	26
5.1.7 Activities of Elections Offices	28
5.1.8 Activities of Registrar General's Department Northern Zone.....	29



5.1.9 Activities of District Disaster Management Coordinating Unit	31
5.1.10 Activities of National Disaster Relief Services Centre	36
5.1.11 Activities of Engineering unit.....	39
5.1.12 Activities of Department Motor Traffic	44
5.1.13 Pension Payment	45
5.1.14 Activities of Census & Statistics Branch.....	45
5.1.15 Activities of Central Environmental Authority	48
5.1.16 Activities of Consumer Affairs.....	51
5.1.17 Activities of Administration Branch.....	54
5.1.18 Activities of Establishment Branch	58
5.1.19 Activities of Measurement Units & Standards Services Division	62
5.1.20 Activities of Regional Consular Office	63
5.1.21 Activities of Marine Environment Protection Authority	64
5.1.22 Activities of Small Enterprise Development	64
5.2 Progress of Social Services and Cultural	66
5.2.1 Activities of Cultural and Religious.....	66
5.2.2 Activities of District Child Development Committee Unit.....	67
5.2.3 Activities of Social Security Board	69
5.2.4 Activities of Social Service.....	70
5.2.5 Activities of District Sports Development Branch.....	72
5.3 Progress of Development Activities.....	80
5.3.1 Activities of Department of Industries	80
5.3.2 Activities of Rural Development Branch.....	84
5.3.3 Activities of Department of Samurdhi	86
5.3.4 Activities of Department of Agriculture.....	91
5.3.5 Activities of District Planning Branch.....	98
5.3.6 Activities of Resettlement Unit.....	107
5.4 Action Plan Progress Report	114
5.5 Annual Accounts	120



1. Message

1.1. Message of the Government Agent / District Secretary – Jaffna



The District Statistical data provides evidence that the District Secretariat, Jaffna made valuable contribution to lead the District into robust development path in the year 2018. The Programme of the development and implementation of basic amenities and infrastructures needed to the public was completed by launching best plan and efficient performance.

There are 1976 programmes completed by using the fund allocated for the amount of 3685.54 million rupees allocated under capital expenditure allocation scheme of several Ministries.

Several Development programme were implemented using the fund allocated for the amount of 1,187.55 million rupees and 154 programme which received from the

Ministry of National Integration and Reconciliation were completed. Boat building facility was established by using the fund for the amount of 67.00 million rupees and the development of boat anchoring area at Palaly North was established by using the fund allocated for the amount of 87.00 million rupees.

These programmes are worthy of particular mention. In addition to this, further development programme were implemented by using the fund for the amount of 890.26 million rupees allocated for 153 Programme by the Ministry of Resettlement and Rehabilitation, Northern Development and Hindu Religious Affairs. Several Programme was initiated to resettle the people to the land to the extent of 828.74 acre released in 2018.

Furthermore I wish to mention that the successful implementation of 531 programme funded for the amount of 71.88 million rupees allocated under the decentralized budget were implemented by the Ministry of Economic Affairs and National Polices.

In addition to this Subject, there are 405 village uplifting programme which Received

under Gamperalia Development Project was implemented by using the fund allocated for the amount of 394.82 million rupees.

In addition to this activities 'Gramasakthi" poverty alleviation programme and an awareness programme on theme of "Srilanka is nutritious country" which encourage continuous nutrition education to overcome malnutrition among low income families and the programme of registering particulars of person affected by kidney disease was implemented by National Kidney Foundation Chronic Kidney Decease in General Hospital, Jaffna.

It is my great pleasure to publish the hand book of several development programmes and accounts reports of different sectors such as education, tourism, agriculture, industries for the year 2018 as documental evidence of performance.

N.Vethanayahan,
District Secretary,
District Secretariat,
Jaffna.

2. Introduction of District Secretariat

2.2 Objectives of District Secretariat

Jaffna District is the capital of Northern Province. The administrative setup in Jaffna District is divided in to four zones Valikamam, Vadamaradchi, Thenmaradchi and Islands, and divided in to 15 Divisional Secretariats. This District Secretariat contains there setup to easy the function of administrative organization.

2.1 Vision and Mission Statements

❖ VISION

Offer an excellent, efficient and effective service to the people through the District Administration by utilizing contemporary technical strategies.

❖ MISSION

Promote the Socio-Economic status of people at village, Divisional and District Levels by optimum utilization of resource at our disposal by means of adopting Governments policy plan and to uphold arts, local custom.

- Introduction innovative
- Providing efficient services
- Up-grading of rural folk life standard
- Preserving or protecting the Cultural Values or movements.
- Preparation of plans for safe-guarding or protecting against the natural Disaster
- Coordination activities with Divisional and Village level.
- The produces in Jaffna District may be given sufficient physical and financial provision to plan and implement the development project.
- Providing education, Health to poor people who comes under poverty line and granting assistance or livelihood assistance to raise their education standard.
- Ensuring to provide pure public goods and services at Village, Division and District level such as birth, Marriage and Death registration without delay.
- Appointment of committees on village level by Disaster management service unit and rendering immediate relief assistance on the spot.
- Preserve or protection of traditional cultural values or movements by conducting cultural festivals in appropriate time.
- Coordination of Elections.

2.3 Activities of District Secretariat

- Providing computer network for District Secretariat and Divisional Secretariat. Introduction of Internal and External network.
- Midterm training for Government officers, depending on their position.

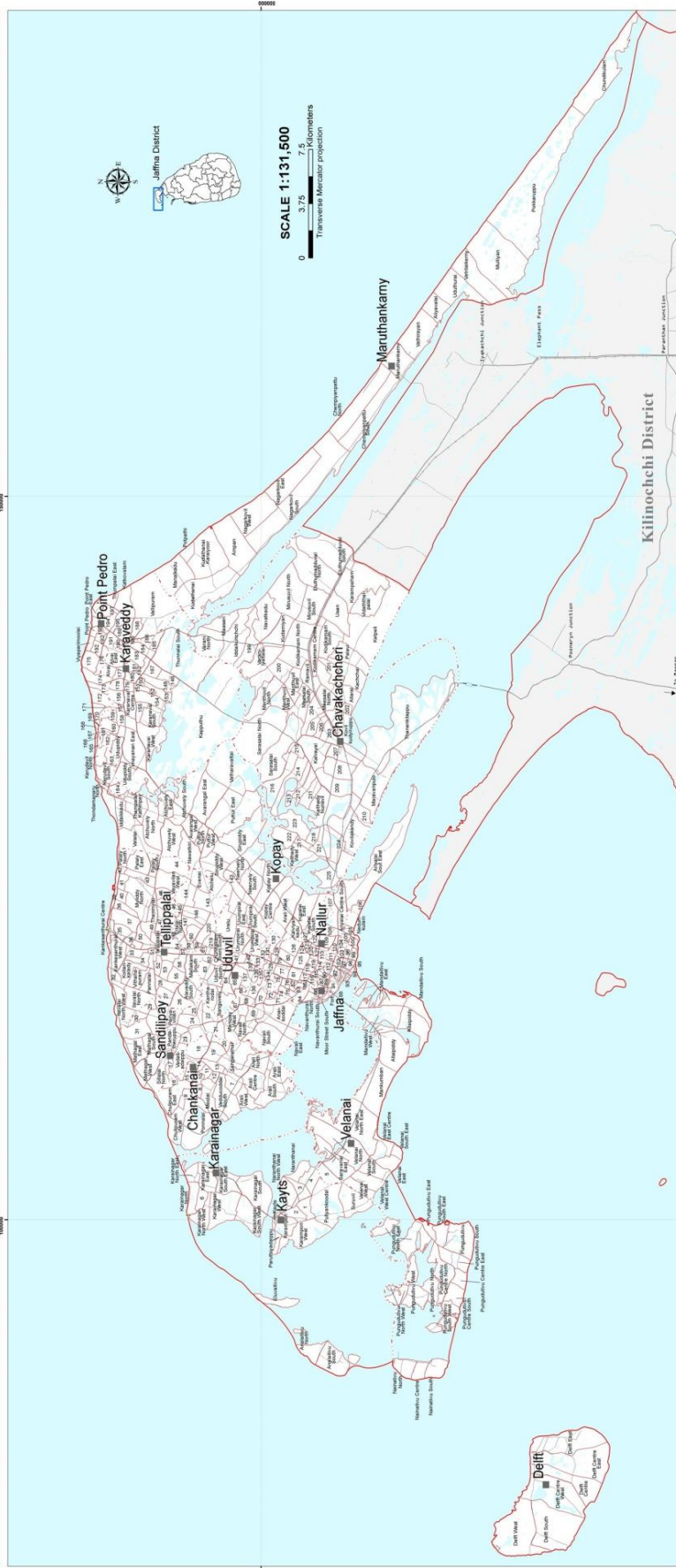


3. Introduction of the District

DISTRICT MAP

JAFFNA

NORTHERN PROVINCE



Legend

- DS Office
- Light house
- GN Division Boundary
- DS Division Boundary
- District Boundary
- Main Road
- Secondary Road
- Railway

Scale: 1:131,500
0 3.75 7.5 Kilometers
Transverse Mercator projection

Based on: Topographic Map Series 1:50,000 of the Sri Lanka Survey Department

CIRM
CENTRE FOR INFORMATION RESOURCES MANAGEMENT (CIRM) TRINCOMALEE

Tables show display the names of GN Divisions which are labeled by numbers in the map

No.	GN Divisions	No.	GN Divisions	No.	GN Divisions	No.	GN Divisions
1	Karankanal South East	76	Kobur West	151	Karavaddy West	176	Aval North
2	Karankanal North	77	Kobur North	152	Karavaddy East	177	Nallur North
3	Karankanal South West	78	Kobur North West	153	Karavaddy South	178	Nallur South
4	Karankanal East	79	Kobur West (East)	154	Karavaddy North	179	Nallur East
5	Karankanal West	80	Kobur South (East)	155	Karavaddy South West	180	Nallur West
6	Karankanal Centre	81	Kobur South West	156	Karavaddy North West	181	Nallur East
7	Karankanal South (North)	82	Vannarpanam N.W. (West)	157	Karavaddy North West	182	Nallur West
8	Chapuram Centre	83	Vannarpanam N.W. (North)	158	Karavaddy North West	183	Nallur East
9	Chapuram North	84	New Moor Street	159	Karavaddy North West	184	Nallur West
10	Chapuram South	85	Chankanal	160	Karavaddy North West	185	Nallur East
11	Vedakkoddi North	86	Moor Street North	161	Karavaddy North West	186	Nallur West
12	Vedakkoddi West	87	Vannarpanam	162	Karavaddy North West	187	Nallur East
13	Shankam East	88	Vannarpanam	163	Karavaddy North West	188	Nallur West
14	Shankam West	89	Grand Bazaar	164	Karavaddy North West	189	Nallur East
15	Parakkam	90	Small Bazaar	165	Karavaddy North West	190	Nallur West
16	Parakkam	91	Small Bazaar	166	Karavaddy North West	191	Nallur East
17	Silala South	92	Jaffna Town West	167	Karavaddy North West	192	Nallur West
18	Chankanal South	93	Jaffna Town East	168	Karavaddy North West	193	Nallur East
19	Chankanal East	94	Recramation	169	Karavaddy North West	194	Nallur West
20	Chankanal West	95	Gunungar East	170	Karavaddy North West	195	Nallur East
21	Sandilpaya North	96	Gunungar West	171	Karavaddy North West	196	Nallur West
22	Sandilpaya Centre	97	Chunduru East	172	Karavaddy North West	197	Nallur East
23	Sandilpaya South	98	Chunduru West	173	Karavaddy North West	198	Nallur West
24	Sandilpaya North	99	Prasakoo West	174	Karavaddy North West	199	Nallur East
25	Mattalaya	100	Prasakoo East	175	Karavaddy North West	200	Nallur West
				176	Karavaddy North West	201	Nallur East
				177	Karavaddy North West	202	Nallur West
				178	Karavaddy North West	203	Nallur East
				179	Karavaddy North West	204	Nallur West
				180	Karavaddy North West	205	Nallur East
				181	Karavaddy North West	206	Nallur West
				182	Karavaddy North West	207	Nallur East
				183	Karavaddy North West	208	Nallur West
				184	Karavaddy North West	209	Nallur East
				185	Karavaddy North West	210	Nallur West
				186	Karavaddy North West	211	Nallur East
				187	Karavaddy North West	212	Nallur West
				188	Karavaddy North West	213	Nallur East
				189	Karavaddy North West	214	Nallur West
				190	Karavaddy North West	215	Nallur East
				191	Karavaddy North West	216	Nallur West
				192	Karavaddy North West	217	Nallur East
				193	Karavaddy North West	218	Nallur West
				194	Karavaddy North West	219	Nallur East
				195	Karavaddy North West	220	Nallur West
				196	Karavaddy North West	221	Nallur East
				197	Karavaddy North West	222	Nallur West
				198	Karavaddy North West	223	Nallur East
				199	Karavaddy North West	224	Nallur West
				200	Karavaddy North West	225	Nallur East

3.1 Borders of the District

Jaffna District is the northern end of the Northern Province of Sri Lanka, about 410 km away from Colombo. It consists of the peninsula and seven inhabited Islands. North, East and West boundaries of the District are Indian Ocean, South is Jaffna Lagoon and Kilinochchi District. The total land area including Island waters is 1,012.01Sq.km. Jaffna District is divided into four Sub divisions. They are Islands, Valikamam, Thenmaradchi and Vadamaradchi.

There are 1,084 ponds and 2,433 ditches scattered all over the District with connected channels to conserve rain water. Excess water easily drained into the sea/lagoon. The levels are Point Pedro 15.24m, Myliddy 10.8m, Chankanai 3.04 m and Kokuvil 6.09m respectively above the Sea level.

3.2 Historical Importance of Jaffna District

During the past historical periods kings were ruled this Jaffna Rajadane from 13th century. This can be proved with the available sources.

Nallur was their capital city and Ariya-kings and thereafter the kings of their places ruled Jaffna District. The important spots – Jamuna Eri, SangiliyanThoppu frontage Sangiliyan Entrance, Palace for king and queen are some of the valuable places still in Jaffna. The other distinguished places under British rule are Clock Tower, very popular schwas and the broad roads.

They point out the historical marks of the District. The Nallur Kandasamy Temple, Vannarpannai Vaitheeswaran Temple Perumal Temple, Large Fort are some of the examples of Building structures which shows architecture and gives more information about Jaffna.

3.3 About Natural Resources of the District

Climate: Jaffna District falls under tropical zone. Peak rainfall is during the month's from October to December. During North East Monsoon, there is the Scattered during April to May. The inter Monsoon rain is uncertain. In the year 2018, the rainfall was 1,120.80 mm, temperature between 20.8-34.3°C as normally and average temperature was 28.06°C.

Soil: The soil and water resource of the Jaffna Peninsula are both related to the limestone geology of the land. The soils are formed on the marine deposits and sentiments under the influence of sea waves and winds on lime stones. Tile limestone being a porous rock is the source of groundwater for the Peninsula. Well drained and high productive calcic Red Yellow latasol and Red Yellow latasol soil types are found in central areas (60,000Ha). Alkaline saline soil and Regasol are found in coastal areas (26000Ha) and alluvial soil is in ValukaiAru area (10000Ha). In certain areas coral lime stone is available. This different soil types offer scope for cultivation of exotic as well as local crops. Tile depth of soil varies from 90cm- 150cm.

Water: Jaffna peninsula has a source of Ground Water store in the Sub terrain layer of limestone. The limestone is the main aquifer. This aquifer can be found several isolated caves and caverns capable of storing ground water without evaporation losses. It is a excellent aquifer. The entire ground water is generated from percolated rainfall and it forms a freshwater lens beneath the peninsula. It is found that the fresh water lens

do not extend below the base of the lime stone. The fresh water lens is sustained by the buoyancy of fresh water in relation to sea water. Difference in density, (1.0, 1.025) giving a ratio of 40:1. That is every meter of fresh water above the sea level requires a depth of fresh water lens of 40m when no mixing between fresh and seawater takes place. There is no sharp interface between fresh and seawater.

Ground water recharge has been viewed as a function of effective rainfall in the Jaffna Peninsula, this occurs only during the annual monsoon rainfall during the period September to January. After

losses by direct run - off (about 10-15 percent), only 30 to 32 percent of the rainfall is left over for groundwater recharge. In the past three decades the quality of water in the region has deteriorated due to various reasons. Variability of the rainfall over the region has directly contributed to this as rainfall is the only source of recharge. The ground water in Jaffna peninsula is in danger due to salinity problem. A significant factor that has contributed to increase salinity in the well water has been the indiscriminate extraction of water from the underground aquifers. This has been exacerbated by the increase in population and the rapid rate

of extraction using pumps both electric and kerosene driven for domestic and agricultural purpose. Because of low fresh water heads in the underground aquifers large amount of withdrawals from wells cause heads to further decline and the fresh water salt water interface to rise resulting in salt intrusions in several areas in the peninsula. The Intensive agricultural pattern adopted in the last three decades also led to the increase of salinity in the water. Several wells once used to supply potable water are not in use now due to the increase of salinity.

3.4. Livelihood Patterns of the People of the District or Main Commercial and Economic Activities

The productive activities of Jaffna District are as follows 2018

The livelihood of Public of Jaffna District is mainly depends on Agriculture, Animal husbandry and Fishing. Some of them are adhere self-employment and Home Industries and get income for their life.

Extent And Yield of Subsidiary Food Crops Cultivated on Highland Maha and Yala -2018					
S.N	Crops	Maha		Yala	
		Extent (hec)	Yield (mt)	Extent (hec)	Yield (mt)
1	Kurakkan	62.40	62.96	77.88	82.05
2	Green Gram	70.98	63.48	46.77	35.88
3	Cowpea	53.00	42.79	32.30	17.10
4	Black Gram	75.70	38.67	31.91	39.77
5	Gingerly	228.53	206.36	77.35	116.45
6	Ground Nuts	29.62	35.36	19.83	13.90
7	Manioc	193.72	4,376.91	178.72	3,540.84
8	Potatoes	66.18	832.21	0.00	0.00
9	Red Onions	1,064.35	14,110.37	807.81	10,026.27
10	Chillies (Green)	401.89	3587.9	165.60	923.61
11	Beedi/Cigar Tobacco	330.74	3,409.95	102.95	508.69
12	Beetle	0.00	0.00	20.42	841,745.00
13	Beetroot	95.85	1,821.58	69.53	899.71
14	Other vegetables	1135.62	12,208.02	884.07	11727.96



Extent and Amount of Coconut – 2018

#	Divisional Secretariats	Total Extent in 2018 (ac)	No. of Estimated Coconut Trees in 2018	Suitable Extent for Coconut Cultivation (ac)
1	Delft	1,231	78,767	30
2	Islands South (Velanai)	2,039	130,479	39
3	Islands North (Kayts)	1,762	112,798	52
4	Karainagar	1,590	101,766	–
5	Jaffna	377	24,108	588
6	Nallur	698	44,688	–
7	Valikamam South West (Sandilipay)	591	37,831	–
8	Valikamam West (Chankanai)	707	45,256	–
9	Valikamam South (Uduvil)	693	44,342	–
10	Valikamam North (Tellipalai)	752	48,102	–
11	Valikamam East (Kopay)	821	52,516	–
12	Thenmaradchy (Chavakachcheri)	5,819	372,424	–
13	Vadamaradchy South West (Karaveddy)	632	40,477	–
14	Vadamaradchy North (Point Pedro)	592	37,857	–
15	Vadamaradchy East (Maruthankerny)	1,266	81,032	860
Total		19,570	1,252,443	1,569

Source: Coconut Cultivation Board, Jaffna

* Uncleared Land area not included in this table

Fisheries Statistics -2018

No	Fisheries Inspector Division	Number of Fishing Village	Fishermen Cooperative Societies	Fishermen Pension Scheme	Fish Landings	Fishing Anchoring Points	Fishing Harbours
1	Alliyawalai	4	4	-	4		
2	Thalaiady	6	8	-	6		
3	Point Pedro East	10	10	-	10		
4	Point Pedro West	10	9	-	12		
5	KKS East	7	6	-	5		1
6	KKS West	7	6	-	7		
7	Sandilipay	8	9	-	4		
8	Chulipuram	20	12	-	20		
9	Kayts	8	10	-	8		
10	Delft	4	6	-	4		
11	Velanai	9	10	-	9		
12	Jaffna West	4	5	-	3	1	
13	Jaffna East	7	7	-	6	1	
14	Chavakachcheri	9	9	-	8		
Total		113	111	0	106	2	1

Fish Production by Fishing Inspection Division wise - 2018

No	Fisheries Inspector Division	Production in Mt. Ton
1	Aliyawalai	3,468.6
2	Thalaiady	2,828.5
3	Point Pedro East	3,700.8
4	Point Pedro West	4,009.2
5	KKS East	2,305.8
6	KKS West	1,302.0
7	Sandilipay	3,002.4
8	Chulipuram	3,149.2
9	Kayts	2,381.0
10	Delft	2,111.6
11	Velanai	2,748.6
12	Jaffna West	5,876.8
13	Jaffna East	1,888.2
14	Chavakachcheri	1,628.2
Total		40,400.9

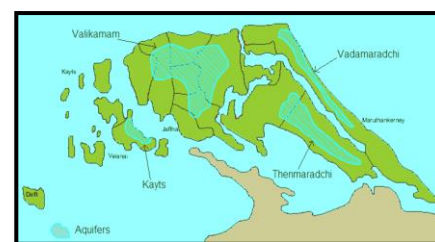


Palmyrah products Produced by Palmyrah Development Board – 2018

#	Items	Unit	Quantity	Production Cost (LKR)
1	Jaggery Production	Kilograms	6,078	3,950,700.00
2	Treacle Production	Litters	4,745.44	2,325,265.60
3	Gallagher Production	Kilograms	133.5	280,350.00
4	Pulp Production	litters	5,500	825,000.00
5	Soft Drink Production	No. of bottles (190ml)	32,113	417,469.00
6	Palm Crush Production	No. of bottles (750ml)	3182	381,840.00
7	Jam Production	No. of bottles (450g)	833	133,280.00
8	Panattu Production	Kilogram	650.95	494,722.00
9	Spiced Panattu Production	Kilogram	253.25	212,730.00
10	Oil Cake Production	pcs	4514	157,990.00
11	Palm Palakaram Production	Packets	12,807	448,245.00
12	Other Sweet & Savoy Items) Production	Nos	16,003	320,060.00
13	Odiyial	Kilogram	2,592	725,760.00
14	Pulukodiyal	Kilogram	9,161.95	2,748,585.00
15	Seeval Odiyial Production	Kilogram	3,500	1,470,000.00
16	Pulukodiyal Flour	Kilogram	2,592	881,280.00
17	Odiyalkool Production	Packets (150g)	596	77,480.00
18	Palm Posha Production	Kilogram	3,490	366,450.00
Total				16,217,206.60

3.5 Irrigation System of the District

Jaffna peninsula unlike other parts of the island there are no streams or rivers in Jaffna Peninsula, where the land is largely flat. In addition, the topography does not permit construction of reservoirs. This makes ground water is the prime source of the Jaffna peninsula and hence, it largely depends on the annual rainfall received mostly during October to December monsoon rains. Ground water has been the “life blood “of the Jaffna peninsula, there are four aquifers (underground reservoirs) such as Valikamam aquifer, Vadamarachchi aquifer, Thenmarachchi aquifer and Kayts aquifer as shown in the below figure.



The Jaffna peninsula is blessed with 1,250mm of annual average rainfall over an area of about 1,000sq.km producing 1,250MCM of rainwater. Water supply requirement of Jaffna is only 51MCM, which amounts to less than 5% of the rainfall. Up to about the nineteen sixties and seventies, even with a greater population than at present, people of Jaffna were able to sustainably meet their water requirement. Agriculture demand of Jaffna is approximately 150 MCM.30% of rainwater goes to sea without using and 50% of rain water loses due to the evaporation.

Fortunately we have potential surface water sources such as Ponds (minor Tanks), fresh water Lagoons, drainage scheme and Salt water exclusion schemes. There are over thousand ponds scattered all over the peninsula and conserve the precipitation to provide water for cultivation of small extents around the ponds and to recharge the aquifer. There are three lagoons which are internal lagoons (vadamarachchi lagoon and Upparu lagoon) and external lagoon (Elephant pass lagoon)



The ponds are badly silted due to many years of usage and the capacities are reduced. A program to rehabilitate, improve and desist the ponds will increase the water resources potential of the peninsula.

The Vadamaradchi Lagoon starts near Uduthurai & Pachilaipalli area and ends at the entrance to Thondamanaru sea mouth with surface areas of about 77 square km consists of 22 nos of flood protection bunds. The main features of Vadamaradchi lagoon are given below.

- Catchment area - 115 sq. Miles.
- Lagoon water spread - 30 sq. miles.
- No of Main gates - 18 Nos.
(20ft x 6ft) Stainless steel (sill -2ft)
- No of subsidiary gates - 16 Nos.
(10ft x 1.5ft) Wooden steel (sill 2.5ft)

Upparu Lagoon is a natural lagoon has an outlet structures called barrage, which is located across the sea outfall at Ariyalai between 195 & 196 mile post along Kandy – Jaffna road. Further a separation bund of 4.40km isolating the lagoon from ChemmanySlatterns and Paddy fields. This barrage is used to regulate the flood water flow in to the sea and to prevent sea water intrusion in to the lagoon. The main features of Ariyalai Barrage are given below.

- Catchment area - 08 sq. miles
- Lagoon water spread - 10 sq. Mile
- No of gates - 42 Nos

- Size of the gates - 5'0" x 5'6"
- Spill crest level - 4 ft
- Gate sill level - 1 ft
- Spill way - 540 ft of concrete wall.

Valukkiyaru is a drainage scheme that drained the water from the western sect of the Valikamam area and is covered by four Divisional Secretariats for administration. It contains catchments of 57sq.km in Valikamam North, Valikamam South, Valikamam South West & Valikamam West associated to towns Tellipalai, Uduvil, Sandilipay & Chankanai respectively. This scheme was initiated in 1948, had been operating successfully until the early 80s and had gone into dilapidation since then owing to lack of care and conflict related activities. It has to be emphasized that most of the population were displaced from these areas during these periods primarily in 1985 and 2001, which had a significant impact on the deterioration of the system. Valukkaiaru main channel with the length of 14.5km drains the excess flood water to sea and it consists 08 tributary channels which connects ponds to the main channel and help to drain excess water.

SWE Schemes were built not only to prevent the seawater intrusion but also to facilitate to release flood water during floods. Salt Water Exclusion Schemes and flood protection bunds are essential for conservation of underground water and to convert the low-lying coastal area free from salinity and make the peripheral lands arable with increased productivity in the Manavari cultivation. There are 34 nos of SWE scheme bunds in the coastal area of Jaffna peninsula.

Se.No	SWE Scheme Details	Ds Division	Area (Acre)
1	Panamkani	Delft	50
2	Veddukali	Delft	150
3	Vellai	Delft	50
4	Athankarai	Delft	100
5	Naranthanai	Kayts	200
6	Thampaddi	Kayts	100

7	Kalikulam	Kayts	300
8	Muthalaikuli	Kayts	225
9	Vellaikadal	Kayts	300
10	Melinchimunai	Kayts	125
11	Kurukkukadal	Kayts	300
12	Suruvil	Kayts	50
13	Ananlaithivu	Kayts	37
14	Allaipiddy	Velanai	25
15	Mandaithivu	Velanai	400
16	Mankumpan	Velanai	205
17	Saravanai	Velanai	400
18	Madathuveli	Velanai	10
19	Punkuduthivu RB	Velanai	450
20	Solanodai	Velanai	225
21	Irrupiddy	Velanai	300
22	Kaluthapiddy	Velanai	450
23	Uppukali	Velanai	225
24	Kaliyaru	Velanai	300
25	Thevanikulam	Velanai	300
26	Araly	Chankanai	1000
27	Ponnalai Costal Area	Chankanai	135
28	Kallundai	Sandilipay	450
29	Vernan	Karainagar	120
30	Sampalodai	Karainagar	325
31	Kiluvanai	Karainagar	50
32	Thuvanampiddy	Karainagar	100
33	Paravaikadal	Karainagar	300
34	Thanankillappu	Chavakachcheri	465
Total			8222

Identified prime issues on water resource in Jaffna

These concerns include;

- Pollution due to Sea water intrusion The effects of increased groundwater pumping on the position of the fresh water saltwater interface and the interaction of groundwater with lagoons have affected the groundwater quality in considerable area.
- Pollution due to Faucal Contamination The effects of increasing population and land development increase the grey water discharge to the aquifer via on-site domestic septic tanks and pit latrines. Hence there is

growing concern that the increased amount of pollution entering the aquifers in the Peninsula will adversely affect the existing water supply.

- Pollution due to Chemical Contamination The effects of the use of large quantities of inorganic fertilizers and manure together with excessive (flood) irrigation increase the concentration of nitrate in groundwater.
- Lack of Recharge The effects of urbanization, land development, and lack of maintenance of inland water body's havelled to abandon the ponds which are main source of recharge of ground water aquifer.
- Over Extraction & Wastage The effects of over extraction of water for agriculture and lack of water management in the agriculture fields have led to considerable wastage of water.

Current Status of Implementation

The relevant institutions have already taken steps to implement some of the remedies proposed above with the existing resources. But some remedies would need appropriate legislative changes, institutional strengthening and collection of data etc.; which would need three to five years or more time period for implementation depending on the commitment and contribution of relevant stakeholders.

Especially strengthening of Water Resources Board in Jaffna peninsula is an urgent and essential requirement as it has the mandate for monitoring and regulating groundwater



management. At present its contribution is found to be very minimal due to its institutional capacity in Jaffna Peninsula.

Following table gives the details of institutions that are responsible for implementing the proposed remedies.

	Remedial Measure	Responsible Agency	Support Agency
01	Rehabilitation of salt water exclusion schemes and lagoons	P/ID	DAD, P/DA
02	Regulate tube well extraction	WRB	LA, GA
03	Implementation of sewage system	NWSDB	JMC, LA
04	Awareness on recommended chemical fertilizer application	P/DA	DAD, GA
05	Rehabilitate Agriculture Wells	DAD	P/DA, GA, P/ID
06	Encourage farmers to do organic farming.	P/DA	DAD, GA
07	Rehabilitation of abandoned minor irrigation schemes	DAD	LA, P/ID
08	Introducing modern water saving technologies	P/DA	DAD, GA, LA
09	Preserve Limestone and Sand Dunes	GSMB/WRB	GA,CEA
10	Promote Rainwater	LA	GA

	Harvesting		
11	Introducing appropriate water recharge technologies	LA	GA, P/DA, P/ID
12	Recording and monitoring well data	WRB	UOJ, GA
13	Appointing empowered regulatory committees.	PC & GA	
14	Conducting research to identify suitable crops	ARI	UOJ, P/DA
15	Conducting research to quantify the groundwater potential	WRB	UOJ, PID

P/ID	Provincial Irrigation Department
WRB	Water Resources Board
NWSDB	National Water Supply and Drainage Board
P/DA	Provincial Department of Agricultural
DAD	Department of Agrarian Development
GSMB	Geological Survey & Mines Bureau
GA	Government Agent
PC	Provincial Council
ARI	Agriculture Research Institute
UOJ	University of Jaffna
LA	Local Authority
JMC	Jaffna Municipal Council

Past Performance

	Remedial Measure	Implementing Agency	Details of Activity performed	Expenditure in Rs.Mn
01	Rehabilitation of salt water exclusion schemes	P/ID	Out of 34 SWE schemes in Jaffna, 23 were rehabilitated within last 08 years to prevent sea water inclusion.	Rs.151Mn
02	Rehabilitation of Lagoon schemes	P/ID	Under Upparu lagoon scheme, Ariyalai barrage and 3 flood protection bunds including regulator structures were reconstructed to prevent sea water inclusion.	Rs.188Mn
			Under Vadamaracchi lagoon scheme, 3 nos flood protection bunds including regulator structures were reconstructed	Rs.13 Mn
03	Create awareness on recommended chemical fertilizer application	P/DA	Last 3 years Provincial Department of Agriculture has conducted framer awareness campaign through its extension officers.	Officers Salary are paid under recurrent vote
04	Improve Agriculture Wells	GA, P/ID, P/DA, DAD	Out of 23,584 agriculture wells in Jaffna, 1,325 were rehabilitated within last 2 years.	Rs.175Mn
05	Encourage farmers to do organic farming.	P/DA	Last 3 years Provincial Department of Agriculture has conducted framer awareness campaign through its extension officers.	Officers Salary are paid under recurrent vote
06	Rehabilitation of abandoned minor irrigation schemes	P/ID	Valukkaiaru scheme was rehabilitated to enhance water holding and recharging capacity through within last 08 years.	Rs.3000Mn
		DAD	251 minor irrigation schemes were rehabilitated (fully and partially) to enhance water holding and recharging capacity within last 08 years.	Rs.416Mn
07	Introducing modern water saving technologies	P/DA, GA	Conducted framer awareness campaign through its extension officers and provided sprinkler and drip irrigation units under subsidy rates. (More than 47 drip & 118 sprinkler irrigation units)	Rs.10Mn



08	Preserve Limestone and Sand Dunes	GSMB / GA	To certain extent control measures were taken during last couple of years to prevent illegal sand & limestone mining.	Officers Salary are paid under recurrent vote
09	Promote Rainwater Harvesting	GA	More than 591 Rain Water Harvesting tanks were constructed during last couple of years.	Rs.59Mn

Project Implemented in 2018

	Remedial Measure	Implementing Agency	Details of Activity performed	Allocation in Rs. Mn
01	Rehabilitation of salt water exclusion schemes	P/ID	One SWE schemes in Jaffna was rehabilitated.	Rs.8.5Mn
02	Rehabilitation of Lagoon schemes	P/ID	Upparu lagoon scheme was maintained to prevent sea water inclusion.	Rs.3.0Mn
			Under Vadamaracchi lagoon scheme Thondaimanaru barrage and 3 flood protection bunds including regulator structures were reconstructed to prevent sea water inclusion.	Rs.434Mn
			Feasibility study on River for Jaffna was done on under Netherland's assistance	Netherlands Grant
			Feasibility study for enhancing the Vadamarachchi Lagoon was done	Treasury allocation
03	Create awareness on recommended chemical fertilizer application	P/DA	Department of Agriculture was conducting framer awareness campaign through its extension officers.	Officers Salary are paid under recurrent vote
04	Improve Agriculture Wells	GA, P/ID, P/DA	475 agro wells were rehabilitated to control chemical pollution from fields	Rs.47.5Mn

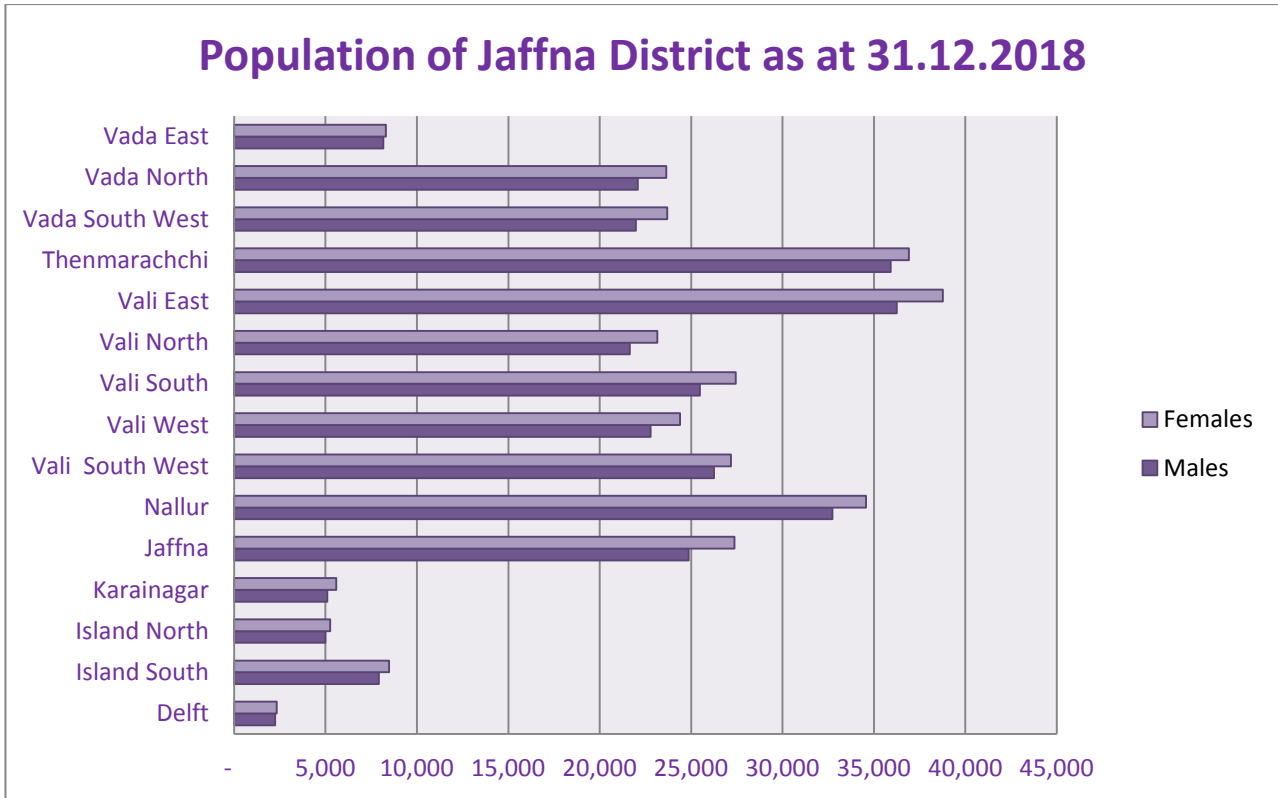
05	Encourage farmers to do organic farming.	P/DA, DAD	Department of Agriculture was conducted framer awareness campaign and exhibition.	Officers Salary are paid under recurrent vote
06	Rehabilitation of abandoned minor irrigation schemes	P/ID	Valukkaiaru Scheme was rehabilitated	Rs.45Mn
		DAD	45 Minor Irrigation schemes were rehabilitated	Rs.145Mn
		MC	43 Minor Irrigation schemes are being scheduled for rehabilitation in JMC area under world bank fund – SCDP project	\$4.9Mn
07	Introducing modern water saving technologies	P/DA/GA	Department of Agriculture is conducted framer awareness campaign through its extension officers and provides sprinkler and drip irrigation units under subsidy rates.	Rs.1.0Mn
08	Promote Rainwater Harvesting	GA	Nearly 3000 Rain Water Harvesting tanks are scheduled to be constructed this year onwards trough the Indian government assistance	Rs.300Mn

3.6 Population Information of the District

No	DS Division	No of Families	Males	Females	Total Number of Persons
1	Delft	1,441	2,250	2,337	4,587
2	Island South	4,963	7,921	8,475	16,396
3	Island North	3,084	4,998	5,261	10,259
4	Karainagar	3,579	5,097	5,585	10,682
5	Jaffna	16,188	24,869	27,375	52,244
6	Nallur	22,079	32,728	34,575	67,303
7	Valikamam South West	16,397	26,247	27,181	53,428

8	Valikamam West	14,542	22,789	24,389	47,178
9	Valikamam South	17,165	25,485	27,435	52,920
10	Valikamam North	14,232	21,640	23,156	44,796
11	Valikamam East	22,994	36,250	38,763	75,013
12	Thenmaradchy	23,016	35,908	36,911	72,819
13	Vadamaradchy South West	14,942	21,981	23,699	45,680
14	Vadamaradchy North	14,096	22,084	23,642	45,726
15	Vadamaradchy East	5,335	8,154	8,308	16,462
Total		194,053	298,401	317,092	615,493





3.7 Rainfall Pattern of the District

The climate of Jaffna is determined by the monsoon that forms a wet and dry season in the District. The major rainy season occurs during the North East monsoons from October to December and the minor rainy season occurs during the South West monsoon in April and May. The period between the South West Monsoon and the North East Monsoon is the dry season extending from June to September. The average rainfall is 1300mm but is highly variable, spanning a range of 630mm to 1780mm

A distinctive feature of the district is the underground formation of lime stone, in which ground water is stored at depths of 6 to 14 meters. The water is extracted through about 110,000 open dug wells for domestic and agricultural purposes. Surface water is scarce compare to other district, although, the Peninsula originally had two major lagoon schemes, 34 nos. of salt water exclusion schemes, drainage scheme and about thousand small ponds which retained the monsoon rain water which then percolated into the surrounding wells during the dry season. Now many of these schemes ponds have fallen into silted up and dilapidated condition due

to poor maintenance. During the late seventies and early eighties the agricultural activities in the Jaffna Peninsula was at its peak. They lift the necessary water from the underground aquifer. In the earlier days either by their own manual effort or with the aid of animals, now water pumps are used for this purpose and water laboriously lifted from the underground source.

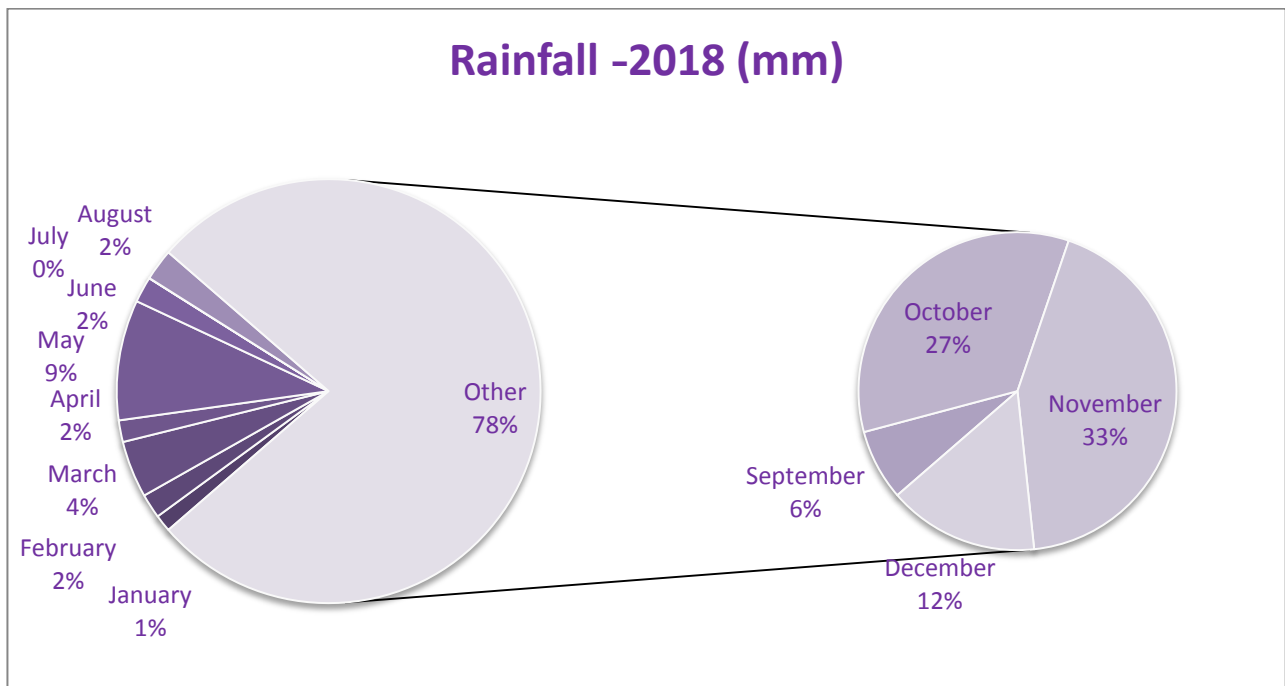
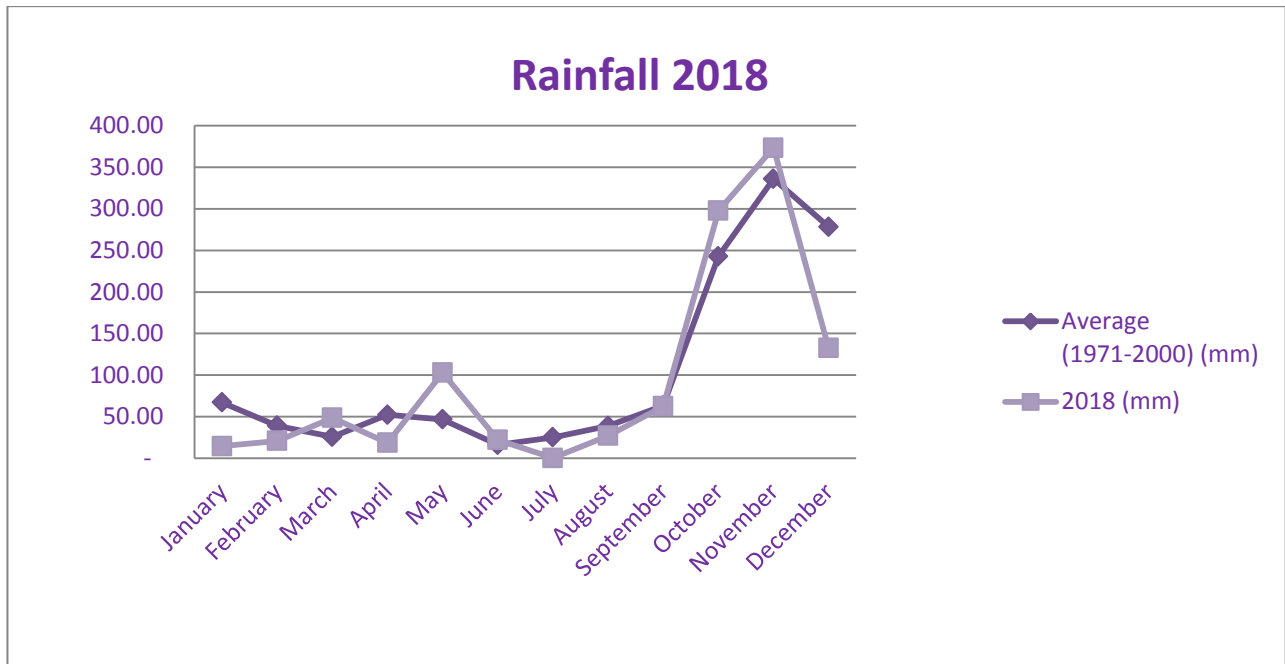
Jaffna depends on the underlying limestone aquifer for its water and the capacity of the aquifer was stretched to its limits. Some of the dug wells, the principal source for fresh water, went dry and many others became saline due to salt water intrusion.



Rain fall 2018

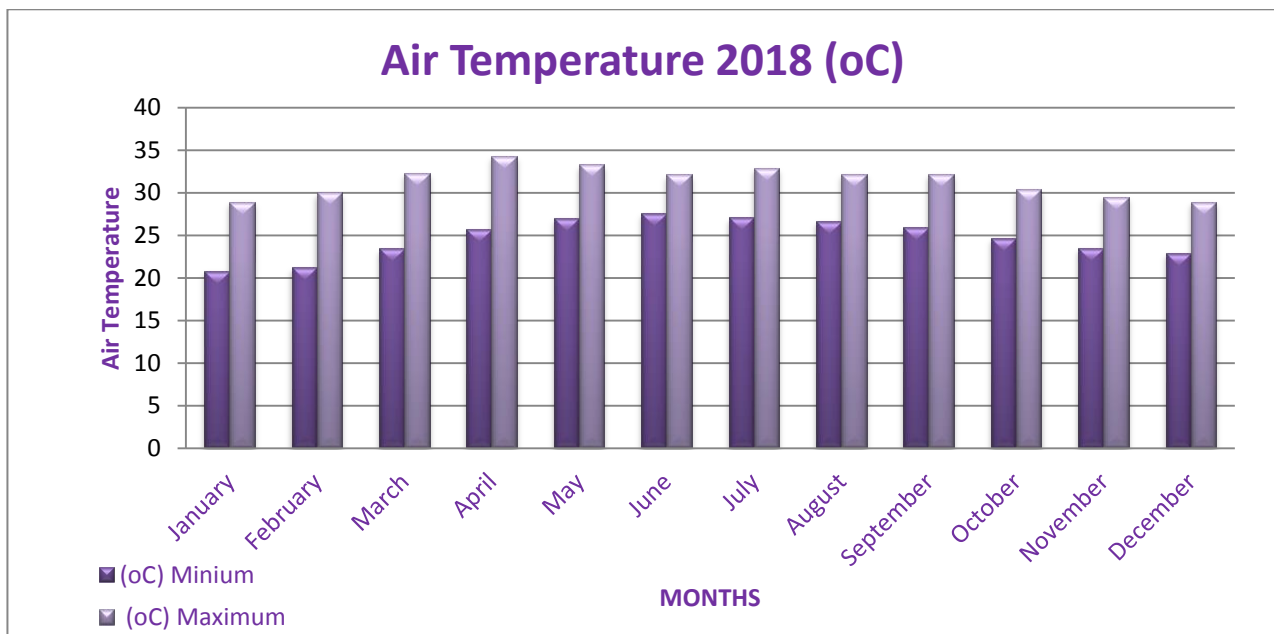
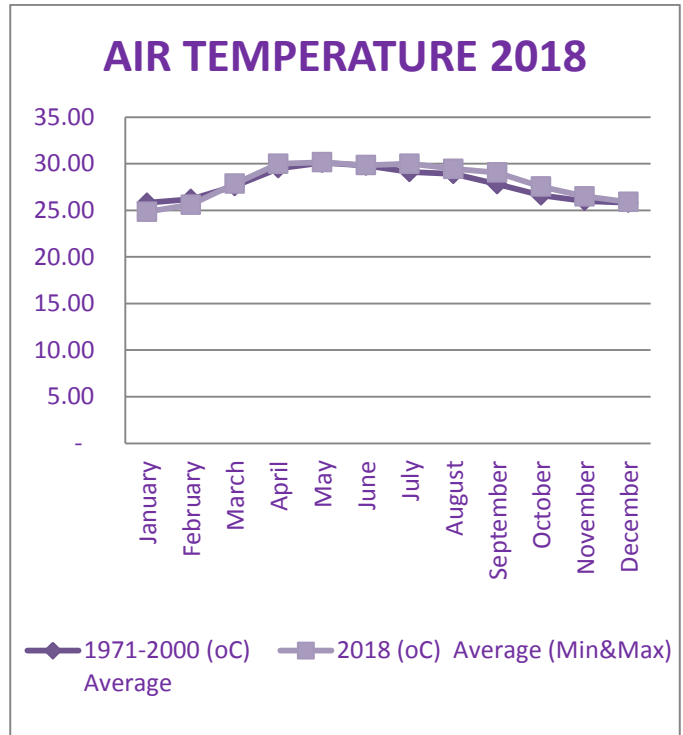
S.N	Months	Average (1971-2000) (mm)	2018 (mm)
1	January	67.10	14.6
2	February	39.00	20.9
3	March	25.70	48.6
4	April	52.30	18.5

5	May	46.70	102.9
6	June	16.10	22
7	July	25.10	0.2
8	August	38.70	27
9	September	63.30	62.5
10	October	242.80	297.7
11	November	336.10	373.3
12	December	278.20	132.6
Annual Total		1,231.10	1,120.80



Air Temperature 2018

S.N	Months	1971-2000 (°C) Average	2018 (°C)		
			Average (Min&Max)	(°C) Minium	(°C) Maximum
1	January	25.80	24.85	20.8	28.9
2	February	26.20	25.6	21.2	30
3	March	27.60	27.85	23.4	32.3
4	April	29.50	30	25.7	34.3
5	May	30.10	30.15	27	33.3
6	June	29.80	29.85	27.6	32.1
7	July	29.10	30	27.1	32.9
8	August	28.90	29.45	26.7	32.2
9	September	27.80	29.05	25.9	32.2
10	October	26.60	27.55	24.7	30.4
11	November	26.00	26.5	23.5	29.5
12	December	25.80	25.9	22.9	28.9
	Annual Total	333.20	336.75	296.50	377.00



3.8 Basic Statistical Information of the District

Name of the District	Jaffna
Province	Northern Province
Total Land Area	1,025 sq.km
No. of Divisional Secretariat Divisions	15
No. of Grama Niladhari Divisions	435
No. of Voters	475,176
No. of Villages	1,453
No. of Polling Divisions	531
No. of Municipal Councils	01
No. of Urban Councils	03
No. of Pradeshiya Sabah	13
No. of Electorates	10
No. of Circuit & Holiday Bungalow, Quarters under the Ministry & DS.	01
No. of Zonal Educational Offices	05
No. of Schools & No. of Teachers	Schools - 503 Teachers -8,671
No. of Members of Parliament	08
No. of Members of Provincial Council	16
No. of Members of Local Government Authority (Elections on 2018)	415
Population(on 31.12.2018)	615,493

4.2 Approved Cadre Details

Details of Approved Cadre and Vacancies as at District Secretariat, Jaffna- 31.12.2018

S/ No	Designation	Service	Class/ Grade	Approved Cadre	Present strength	Vacancies	Remarks
1	District Secretary	SLAS	Special	1	1	0	
2	Add District Secretary	SLAS	I	2	2	0	
3	Director (Planning)	SLPS	I	1	1	0	SLPS - I
4	Chief Accountant	SLAcS	I	1	1	0	
5	Chief Internal Auditor	SLAcS	I	1	1	0	
6	Asst. District Secretary	SLAS	III/II	1	1	0	I
7	Assistant Director/ Deputy Director(Planning)	SLPS	III/II	4	4	0	III/I
8	Accountant	SLAcS	III/II	2	2	0	III
9	Engineer	SL.EngS	III/II	2	1	1	II/II
10	Administrative officer	PMAS	Supra	1	acting	1	PMA- I
11	Translator- (Sinhala- Tamil) &(Tamil - English)	TS	II/ I	2	1	1	
12	Sri Lanka Information and Communication Technology officer	SLICTS	Class 2 Grade II/I	1	2	-1	ICTO 2/I 2/II
13	Development Co-Ordinator	AS	III/II/I	2	2	0	
14	Budget Assistant	AS	III/II/I	2	1	1	
15	Development Officer	DOS	III/II/I	26	26	0	
16	Development Officer (Development)	DOS	III/II/I	12	12	0	
17	Technical Officer	SLTS	III/II/I	2	1	1	
18	Draughtsman	SLTS	III/II/I	1	0	1	
19	Public Management Assistant	PMAS	I,II,III	50	50	0	
20	Receptionist	Contract Basis	Monthly Allowance 33,638/=	1	1	0	
21	Typist	Departmental	I,II,III	1	1	0	
22	Clerk	Departmental	I,II,III	2	2	0	
23	Computer Operator	Departmental	I,II,III	1	1	0	
24	Sri Lanka Information and Communication Technology Assistant	SLICTS	Class 3 Grade III/II/I	2	1	1	ICTA
25	Technical Assistant	Departmental	I,II,III	2	2	0	
26	Driver	CDS	Spe,I,II,III	14	10	4	
27	Electrician/Plumber	Departmental	Spe,I,II,III	1	0	1	
28	Bungalow Keeper Cum Cook	Departmental	Spe,I,II,III	1	1	0	
29	KKS	O.E.S	Spe,I,II,III	20	19	1	
30	Office Labour	Departmental	Spe,I,II,III	4	0	4	
31	Office Watcher			0	4	-4	
Total				163	151	12	

Details of Approved Cadre and Vacancies as at 15 Divisional Secretariats in Jaffna District as at 31.12.2018 (Head No 264 & 121)

Posts	Service Grade/ Class	Approved Cadre of Management Service Department	Present Strength	Number of Vacancies	Note
Senior Level					
Divisional Secretary	SLAS I	15	15	0	
Asst. Divisional Secretary	SLAS II/ III	15	2	4	SLAS I
			9		SLAS III
Assistant / Deputy Director(Planning)	SLPS II/III	15	10	5	Acting
Assistant Director	Supernumerary III	2	2	0	
Accountant	SLAcSII/III	15	6	0	SLAcS I
			9		SLAcS III
Senior Level Total		62	53	9	
Tertiary Level					
Administrative Officer	PMAS Supra	15	6	9	Division acting
Grama Niladharies Admin	GNS Supra	15	5	10	acting
Translator (English.-Tamil, Tamil- English)	TS, I, II, III	30	8	22	
Tertiary Level Total		60	19	41	
Secondary Level					
Development Coordinator	Graduate	12	12	0	
Development Officer	DOS	137	137	0	
Development Officer (Planning)	DOS	570	565	5	
Public Management Assistant	PMA I. II. III	416	419	-3	
Clerk/Management Assistant	I,II,III	1	3	-2	
Grama Niladharies	I. II. III	435	379	56	
Technical Officer	SLTS I,II,III	16	12	4	
Information Communication and Technology Assistant	SLICTS I,II,III	15	3	12	
Technical Assistant	Departmental I,II,III	15	14	1	
Secondary Level Total		1617	1544	73	
Primary Level					
Driver	Driver Service I, II,III	30	26	4	Supra Grade included
Office Employees Service (Watcher, Sanitary Labourer, Office Labourer)	OES Service Supra,I, II, III Department Included	141	115	26	
Primary Level Total		171	141	30	

5. Performance

5.1 Progress of General Administration Activities

5.1.1 Performance of GramaNiladhari

- Performing as a peace officer for the purpose of implementation of powers vested in the criminal code.
- Performing as an officer for the purpose of implementing power imposed by various ordinances and regulations and as an officer for reporting to the courts regarding instances where such provisions are violated.
- Collection of economic, social and cultural information within the division with necessary updating, and provision of this information to the government and other institutions, when required under the instructions of the Divisional Secretary.
- Coordination and implementation of the social, economic and cultural development programs of the government and within the division.
- Maintenance of social welfare activities within the Division.
- Maintenance of official diary of GramaNiladhari as a legal document.
- Maintenance of a proper Grama Niladhari office within the division by keeping a well-organized filing system, inventory and other legal documents.
- Ensuring commitment for the service every day for 24 hours except their day-off. (Grama Niladhari is entitled to a day-off per week)
- Satisfying the needs of general public whilst remaining at the office during the time prescribed by the Secretary and further the performing field duties during rest of the time within the division. In addition Performing the duties entrusted properly in addition to the above by the Divisional Secretary, any other Ministry, Department, Statutory Institutions or Provincial Councils in relation to the division.

GRAMA NILADHARIES IN GRAMA NILADHARI DIVISIONS IN JAFFNA DISTRICT

S. No	Divisional Secretariats	Number of Grama Niladhari Divisions	Grama Niladharies as at 31.12.2018
1	Delft	6	4

2	Island South (Velanai)	30	27
3	Islands North (Kayts)	15	11
4	Karainagar	9	7
5	Jaffna	28	23
6	Nallur	40	36
7	Valikamam South West (Sandilipay)	28	26
8	Valikamam West (Chankanai)	25	24



9	Valikamam South (Uduvil)	30	27	13	Vadamaradchchi South West (Karaveddy)	35	30
10	Valikamam North (Tellippalai)	45	42	14	Vadamaradchchi North (Point-Pedro)	35	30
11	Valikamam East (Kopay)	31	23	15	Vadamaradchchi East (Maruthankerny)	18	16
12	Thenmaradchy (Chavakachcheri)	60	53		Total	435	379

5.1.2 Activities of Internal Audit Branch

According to F.R 133, Internal Audit Branch of Jaffna District Secretariat is operating under Chief Internal Auditor.

This branch bears the responsibility of Internal Auditing of District Secretariat, Divisional Secretariats, GramaNiladhari Offices' Economic Development officers Offices', Samurdhi Development officers offices'. In addition Investigation activities also done by Internal Audit Branch.

Performance of 2018

- Prepared risk based annual internal audit plan and quarterly assessment report.
- Internal Audit activities were done and advices were given, in District Secretariat

Jaffna and 15 Divisional Secretariats functioning under it.

S.N	Department/ Divisional Secretariat	No of Audit Inspection	No of Audit Advices
01	Nallur	04	06
02	Jaffna	03	04
03	Kopay	04	04
04	Tellippalai	04	04
05	Uduvil	04	05
06	Sandilippay	04	06
07	Chankanai	04	05
08	Karaveddy	04	04
09	Pointpedro	03	02
10	Chavakachcheri	04	03
11	Karainagar	03	04
12	Velanai	02	04
13	Muruthankerny	02	02
14	Kayts	04	05
15	Delft		02
16	District Secretariat		04

- Internal Audit activities were done in Line Ministry's Departments functioning under District Secretariat Jaffna and appropriate advices were given.

- Audit Management Committee meetings were held quarterly at District Secretariat, and Divisional Secretariats and assessing the Internal Control System activities.

S.No	Department/ Divisional Secretariat	Dates			
		1 st Quarter	2 nd Quarter	3 rd Quarter	4 th Quarter
01	District Secretariat	2018.04.09	2018.07.13	2018.10.15	2018.12.20
02	Jaffna	2018.02.27	2018.07.10	2018.09.28	2018.12.10
03	Nallur	2018.04.06	2018.07.10	2018.10.03	2018.12.14
04	Chavakachcheri	2018.05.04	2018.03.08	2018.10.11	2018.12.11
05	Pointpedro	2018.02.22	2018.06.07	2018.09.17	2018.12.24
06	Karaveddy	2018.06.07	2018.08.31	2018.10.31	2018.12.24
07	Kopay	2018.04.05	2018.07.05	2018.10.11	2018.12.11
08	Chankanai	2018.02.20	2018.08.16	2018.11.02	2018.12.13
09	Sandilipay	2018.03.14	2018.07.31	2018.10.05	2018.12.13
10	Uduvil	2018.04.02	2018.08.16	2018.09.25	2018.11.29
11	Tellipalai	2018.05.24	2018.08.02	2018.09.25	2018.12.06
12	Velanai	2018.06.25	2018.08.23	2018.11.28	2018.12.21
13	Delft	2018.03.28	2018.07.18	2018.10.23	2018.12.19
14	Kayts	2018.03.28	2018.06.25	2018.11.07	2018.12.21
15	Maruthankerny	2018.04.06	2018.06.22	2018.10.02	2018.12.14
16	Karainagar	2018.04.06	2018.07.11	2018.10.25	2018.12.21

- Internal Audit Branch was established in all Divisional Secretariats, and internal audit officers were appointed for those branches and provided training to officers.
- Assets management system was evaluated.
- Evaluated the internal control system and actions taken to preventing the errors and frauds.
- Assessing the reliabilities and accuracy of financial statements, accounts.
- Appraising the effective performance of officers in Government Services.
- Ensure compliance with law, rules, circulars, financial regulations, establishment code, and guidelines.
- Gave audit consultation & guidance related with project progress.
- Investigations have been made for specific purposes.

5.1.3 Collections of Revenue

Summary of Revenue Accounts for the Year 2018

Year	2017	2018		
Particulars	Actual	Estimate	Revised Estimate	Actual
10.02.04.01 Liquor	--	--	--	--
10.03.06.00 Environment Conservation Levy	--	--	--	--
10.02.07.00 Stamp Duty	--	--	--	--
10.03.07.02 Registration fees relevant to the Department of Registrar General	27,595,145.00	27,500,000.00	--	34,135,083.40
10.03.07.03 Private Timber Transport	425,638.41	--	--	503,324.78
10.03.07.04 Tax sale of Motor Vehicle	19,000.00	--	--	31,000.00
10.03.07.05 License fees relevant to the Ministry of Public Security	3,000.00	1,000.00	1,000.00	1,020.00
10.03.07.99 Other	686,209.10	500,000.00	900,000.00	758,298.56
20.02.01.01 Rent on Government Building and Housing	78,225.00	375,000.00	903,000.00	527,537.50
20.02.01.03 Rent on crown forest	--	--	--	--
20.02.02.99 other	6,427,245.35	6,000,000.00	7,500,000.00	7,594,191.23
20.03.03.00 Fines and Forfeits	--	--	--	--
20.03.02.06 Fees under the Fauna and Flora Protection Ordinance	--	--	--	--
20.03.02.03 Fees on passports visas and dual citizenship	481,600.00	--	--	2,921,190.00
20.03.02.13 Examination and other fees	523,600.00	--	--	324,950.00
20.03.02.14 Fees under the Motor traffic act	64,540,611.00	--	--	82,624,647.00
20.03.02.18 Fees relevant to the Department of Agriculture	550.00	--	--	--
20.03.02.99 Sundries	111,574.51	200,000.00	200,000.00	264,669.67
20.03.04.00 Public officers Motor Cycle Premium	--	--	--	70,000.00
20.03.99.00 Other Receipts	4,875,153.51	4,000,000.00	4,000,000.00	6,749,828.37
20.04.01.00 Central Government	35,644,613.55	--	--	41,722,582.96
20.06.02.00 Sales of Capital Assets	1,454,275.00	1,300,000.00	800,000.00	794,096.00



5.1.4 Activities of Department of Manpower & Employment

Programs Details	Number of Programs	Number of Beneficiaries	Allocation	Expenditure Details
Under Graduate Career Guidance program	2	82	68,900.00	68,900.00
Entrepreneurship Development Training Program	1	30	21,050.00	21,050.00
Divisional Job Fair	2	288	19,100.00	19,100.00
District Job Fair	1	985	144,100.00	342,995.00
Job Seekers Registration		7,620		
Number of Job placement		723		
Training Program based on need	14	467	81,000.00	81,000.00
Career Guidance Program for O/L Students	100	2,696		
Career Guidance Program for A/L Students	76	2,431		
Self-Employment Promotion Program	17	517	35,850.00	35,828.00
Winning Career Challenges Program	8	255	38,000.00	38,000.00
Department training for the Teachers Awareness	2	108	27,700.00	27,700.00
Awareness Program for Parents	18	1,032	37,800.00	37,617.00
Providing Career Guidance for Job seekers		2,487		
Improve the Career Performance		682		
Awareness Program PES for Job Seekers	20	656	35,000.00	35,000.00
No of Entrepreneur self-Employees Developed		187		
Total				707,190.00

Public Employment Service (PES Centre)

Description	Total
Registered Job seekers	7,620
Registered Job Vacancies	1,855
Job matching conducted	1,583
Supplied Jobs	723
Awareness programme for job seekers	20

5.1.5 Activities of Media Unit

The performances carried out by the District Media Unit of Jaffna in 2018 with the approval of the Government Agent are as follows.

- Coordinating media Persons in important occasion such as the opening ceremony of the Consular Office in Jaffna District.

- Coordinating a workshop for regional journalists which was organized by department of government information (Part of Right To Information)
- Coordinating the media persons to the important occasions held in Jaffna such as the visit of His Excellency President, Honorable Prime Minister, Honorable ministers, Honorable state ministers and Honorable parliament members to Jaffna District.
- Coordinating the media persons to the important events such as, District Coordinating Committee meeting, District civil security meeting, Nutrition meeting, Dengue, Drug free nation, Vanaropa, Agriculture visit of Ambassadors and other important events of District Secretariat Jaffna.
- Informing the people through media about the implemented activities such as development, cultural, arts and sports events conducted by District Secretariat, and other central and provincial Government institutions in Jaffna District.
- The media persons arrange weekly progress meeting with Government Agent regularly.

5.1.6 Activities of District Land Use Policy Planning Jaffna

❖ Progress of Development Activities & Special Projects

- Annual Targets for Development Activities.
Head No. 327-2-1-0-2507 / 2509

No	Activity	Annual Target	Estimate For one Programme	Allocation (Rs.)
01	Village level land use planning for the sustainable use of land resource	08	23,000.00	184,000.00
02	Enhance the productivity of underutilized agricultural lands by soil and water conservation measures	04	87,000.00	348,000.00

03	Conduct special study on specific land use issues in the district	04	50,000.00	200,000.00
04	Conduct Awareness Programme	10	3,000.00	30,000.00
05	District Land Use Planning Committee Meeting	2	3000.00	6000.00
06	Divisional Land Use Planning Committee Meeting	20	2000.00	40,000.00
	Total			808,000.00

❖ Progress of the Development Activities.

Head No. 327-2-1-0-2507 / 2509

#	Activities	Physical & Financial	Annual District Target	Cumulative Progress	Remarks
1	Village level land use planning for the sustainable use of land resource	Physical	08	08	Completed
		Financial	08 X 23,000.00	184,000.00	
2	Enhance the productivity of underutilized agricultural lands by soil and water conservation measures	Physical	04	04	Completed
		Financial	04 X 87,000.00	348,000.00	
3	Conduct special study on specific land use issues in the district	Physical	04	04	Completed
		Financial	04 X 50,000.00	200,000.00	
4	Conduct Awareness Programme	Physical	10	10	Completed
		Financial	10 X 3,000.00	30,000.00	
5	District Land Use Planning committee meeting	Physical	02	02	Completed
		Financial	02 X 3,000.00	6,000.00	
6	Divisional Land Use Planning committee meeting	Physical	20	20	Completed
		Financial	20 X 2000.00	40,000.00	

❖ Progress of Village Level Land Use Planning for the Sustainable Use of Land Resource 2018

Head No. 327-2-1-0-2507

S/No.	D.S. Division	Allocation (Rs.)	Cumulative Expenditure (Rs.)
01	Tellipalai	23,000.00	23,000.00
02	Uduvil	23,000.00	23,000.00
03	Jaffna	23,000.00	23,000.00
04	Point Pedro	23,000.00	23,000.00
05	Chavakachcheri	23,000.00	23,000.00
06	Karainagar	23,000.00	23,000.00
07	Kayts	23,000.00	23,000.00
08	Sandilipay	23,000.00	23,000.00
	Total	184,000.00	184,000.00

❖ Progress of Enhance the Productivity of Underutilized Agricultural Lands by Soil and Water Conservation Measures Project – 2018

Head No. 327-2-1-0-2507

S/No.	D.S. Division	Allocation (Rs.)	Cumulative Expenditure
01	Karaveddy	87,000.00	87,000.00
02	Nallur	87,000.00	87,000.00
03	Chankanai	87,000.00	87,000.00
04	Kopay	87,000.00	87,000.00
	Total	348,000.00	348,000.00

❖ Progress of Conduct Special Study on Specific Land Use Issues in the District Project 2018

Head No. 327-2-1-0-2507

S/No.	Project	Allocation (Rs.)	Cumulative Expenditure (Rs.)
01	Identifying and mapping of salt affected lands around Uppuaru and Vadamaradchchi lagoon and assess the impact of salinity on existing land use	50,000.00	50,000.00
02	Research on present status of surface water resources in Chavakachcheri DSD and address the issues	50,000.00	50,000.00
03	Present status of surface drainage and its impact to the land use in Velanai DSD	50,000.00	50,000.00
04	Suitability analysis of the selected settlements for housing in Jaffna district and make recommendations to overcome	50,000.00	50,000.00
Total		200,000.00	200,000.00

5.1.7 Activities of Elections Office, Jaffna

- ❖ Registered Voters in Jaffna District 475,176
 - Pradeshiya sabha - 13
 - Chavakachcheri PS
 - Nallur PS
- ❖ The Members of the Northern Provincial Council 38
 - Jaffna 16
 - Delft PS
 - Velanai PS
 - Kayts PS
 - Karainagar PS
 - Valikamam West PS
 - Valikamam SouthWest PS
 - Valikamam North PS
 - Valikamam South PS
 - Valikamam East PS
 - Vadamaradchi SouthWest PS
 - Point Pedro PS
 - ❖ Electoral Divisions in Jaffna District - 10
 - Kayts
 - Vadducoddai
 - Kankesanthurai
 - Manipay
 - Kopay
 - Uduppiddy
 - Point Pedro
 - Chavakachcheri
 - Nallur
 - Jaffna
- ❖ No.of Municipal / Urban / Pradeshiya Sabah
 - Municipal Council - 01
 - Jaffna Municipal Council
 - Urban Council - 03
 - Chavakachcheri UC
 - Pointpedro UC
 - Valvettithurai UC



❖ Activities of Elections Department in the year 2018

➤ Voters Day – 2018

Voter's day programme for Northern Province was held on 7th of June 2018 in Jaffna Elections Office. Awareness programme was carried out by Jaffna District Elections Office. In this regard, Issuing Notices, putting banners,

Street Dramas, Campaign for voter's awareness were held in Jaffna district.

➤ Revision of Voters Register – 2018

For the year of 2018, Revised Register was certified on 25th October 2018 by Mr. T. Akilan, Deputy Commissioner of Elections.

➤ Extract of Voters Register

It is issuing for the public who need for a variety of purposes. In this regard, 828 extracts was issued by Jaffna Elections Office in 2018 for the purpose of University admission, Interview, getting compensation, courts required, land allocation activities like that further purpose.

5.1.8 Activities of Department of Assistance Registrar General, Northern Zone

A.Registration of Documents			
1	Registered Power of Attorneys		4,724
B. Civil Registration			
2	No of Approved Declaration under section of the Birth & Death		
	Section 24		1,833
	Section 36		226
	Section 27(A)		1,641
	Section 52(1)		1,726
	Section 27 (Name alteration)		302
3	Registration of Deaths (Temporary provisions)		
	Section 16		46
	Section 19		23
4	Issued copies of 12 (I)		824
5	Issued Probable Aged Certificates		543
(C) Fees			
	Power of Attorney Registration fees		6,765,500.00
	Application for Certified Copies of Documents	Copies	Amount
	Power of Attorney & Duplicates	171	85,500.00
	Certified Copies of Probable Age Certificates	722	72,200.00
(D) Others			
	No of conducted Mobile services		29
	No of conducted Training programmes (Awareness Programme to Local Registrars)		02

Activities of Land and District Registry

S. N	Details	Received Application	Collection of Revenue
1	Registration of Original deeds Within the year	31,894	3,058,000.00
2	Received Duplicates of deeds within the year	26,940	-
3	Applications for certified copies of Encumbrance sheets and deeds	38,792	15,631,600.00
4	Search Applications for land volume and Duplicates of deeds	1,630	748,000.00
5	Number of Registered marriages(Including church marriages)	71	79,050.00
6	Applications for certified copies of Birth Death Marriage and probable Age Certificates	2,059	290,600.00
7	Declarations of the approved Past birth Death and Declarations regarding the alterations in approved Birth certificates and other Alterations	101	3,900.00
8	Translation of Marriage Birth and Death Certificates	9,258	5,558,000.00

Details of Mobile Services - 2018

Date	Place	Service details				
		Past Birth	Past Death	Alteration of Birth/Death	Issued Probable Age Certificate	Name alteration
24.05.18	Oddusuddan	07	01	04	15	-
03.06.18	Mannar	63	01	03	05	01
13.07.18	Nallur	13	-	-	-	-
17.07.18	Chankanai	27	-	02	-	-
17.07.18	Sandilipay	23	-	-	-	-
26.07.18	Velanai	29	-	-	-	-
26.07.18	Kayts	16	-	-	-	-
31.07.18	Kandawalai	41	-	10	12	01
29.07.18	Poonakary	08	-	-	04	03
02.08.18	Karaveddy	50	-	-	-	-

09.08.18	Tellippalai	33	-	-	-	-
23.08.18	Kopay	18	-	-	02	-
24.08.18	Sandilipay	24	-	-	29	-
25.08.18	Uduvil	51	03	-	24	-
26.08.18	Karaveddy	03	03	-	26	-
27.08.18	Maruthankerny	07	04	14	05	02
04.09.18	Mannar	45	01	-	05	05
14.09.18	Kopay	49	07	-	08	08
15.09.18	Tellippalai	13	-	-	12	-
16.09.18	Jaffna	37	01	-	12	-
17.09.18	Velanai	10	-	-	01	-
28.09.18	Chavakachcheri	40	01	-	49	-
28.09.18	Vaddukoddai	39	-	-	27	-
30.09.18	Kayts	07	-	-	03	-

DIVISIONAL SECRETARIAT DIVISION WISE PERFORMANCE REPORT-2018

Division	Applications for certified copies of Birth, Death, Marriage and probable Age Certificates		Declarations of the approved Past birth, Death and Declarations regarding the alterations in approved Birth certificates and other Alterations		Number of Registered Births	Number of Registered Deaths	Number of Registered marriages (Including church marriages)	
	Received No. of Copies	Amount	Received No. of Copies	Amount			No. of Copies	Amount
Chankanai	15,344	2,201,100.00	394	19,700.00	72	210	375	15,900.00
Chavakachcheri	21,624	3,038,200.00	452	22,600.00	95	383	664	30,750.00
Delft	1,738	226,200.00	49	2,450.00	04	23	17	4,350.00
Jaffna	51,603	7,620,050.00	2,237	111,850.00	7,146	1,809	413	307,600.00
Kopay	19,337	2,713,200.00	339	16,950.00	26	306	578	91,725.00
Kayts	2,731	706,700.00	176	8,800.00	06	17	29	13,450.00
Karaveddy	12,568	1,824,600.00	264	13,200.00	03	216	353	58,050.00
Karainagar	3,472	463,800.00	53	2,650.00	10	48	84	4,500.00



Maruthankeny	4,032	568,100.00	134	6,700.00	06	44	263	18,150.00
Nallur	26,917	373,400.00	255	12,750.00	03	163	790	101,850.00
Pointpedro	21,250	3,138,200.00	488	24,400.00	615	310	328	65,250.00
Sandilipay	12,172	1,725,200.00	335	16,750.00	09	204	397	91,500.00
Tellippalai	14,885	2,158,100.00	302	15,100.00	1,889	368	346	25,850.00
Uduvil	14,387	2,057,100.00	262	13,100.00	13	189	532	66,600.00
Velanai	5,585	836,500.00	104	5,200.00	15	169	69	14,025.00
Total	227,645.00	29,650,450.00	5,844.00	292,200.00	9,912	4,459	5,238	909,550.00

5.1.9 Activities of District Disaster Management Coordinating Unit, Jaffna District

Disaster Management Activities

Programme	No of Programs	Allocation	Expenditure	Balance
Preparedness Planning Activities	9	933,889.60	819,108.02	114,781.58
School Level Tsunami Drill	01	761,950.75	761,950.75	–
Training and Awareness Activities	10	192,137.55	173,423.90	18,734.90
Create Awareness on Water Conservation Program for Divisional Level stakeholders Velanai Divisional Secretariat.	01	36,127.00	36,127.00	–
Create Awareness on Water Conservation among the community members of the GN Level at Velanai Divisional Secretariat.	07	75,370.00	51,300.00	24,070.00
District Level Training of Trainers on Community Based Disaster Risk Management	02	263,798.06	263,798.06	–
Divisional and GN Level Training of Trainers on Community Based Disaster Risk Management	15	652,402.67	611,127.99	41,274.68

Comprehensive Disaster Risk Assessment/ Analysis Process for Multi Hazard at GN Level in Jaffna - Stage I	01	1,443,520.00	1,357,609.35	85,910.65
National Safety Day Programme - 2018	01	18,311.85	18,311.85	–
Environmental Day Program - 2018	07	Implements through Student Parliament – Ministry of Disaster Management at school Level.		
Disaster Mitigation Projects	18	22,665,034.57	22,660,854.91	4,179.66
Emergency Relief Response.	Mosquito Net – 1175 Bed Sheet – 785 Tin Sheet – 1000 Water Bottle (5L) -1000 Dry ration Package – 1500 Mother Kits – 75 bags Baby Sheet – 200 Pampers Large - 48 Pampers Medium - 50 Biscuits -144 packets Baby Anchor – 12 Charlac - 06 Mosquito Coils -230 Lifebuoy Soap – 147 Dettol -48 Bottle Hygienic Goods - 25bag Mat - 20 Sleeping Pad -100 Kitchen Utensil -100 Harpic -1cane Bucket – 20 Water cane -300 Clothes – 9 Box Tarpaulin -300 Sleeping Pad -100 Water Bottle (5L) – 50 Slipper -30	Action on Emergency Relief response to Jaffna and Kilinochchi District through coordination of District Disaster Management Coordination unit District Secretariat Jaffna.		

Preparedness Planning Activities



School Safety Plan Programmes for Students and Teachers



School Level Tsunami Drill



District Level Monsoon Preparedness Meeting



Environmental Day.



Divisional and GN Level Training of Trainers on Community Based Disaster Risk Management



Emergency Response and rapid assessment meeting (Gaya Cyclone-2018)



National Tsunami Simulation Exercise "IOWAVE"



Awareness Programme for Tri Forces

District Disaster Management Coordinating Meeting



Comprehensive Disaster Risk Assessment/ Analysis Process for Multi Hazard at GN Level in Jaffna



Create Awareness on Water Conservation Program for Divisional Level stakeholders and community members of the GN Level/Velanaï Divisional Secretariat.

Training and Awareness Activities



Conducting Awareness Programme for Health Sector



Awareness Programme on First Aid Life Saving



Awareness Program for Fisheries Community



Awareness Programme for Fire Safety.



Awareness Programme for Local Government Officers



National Safety Day Programme - 2018



District Level Training of Trainers on Community Based Disaster Risk Management



Awareness Programme for Women

Disaster Mitigation Projects 2018

18 Mitigation projects were implemented in Jaffna District with fund allocation in 2018. Amount of Rs.22.66Mn fund was spent.

S. No	Project Details	DS. Division	GN Division
1	Construction of Run-Off Channel and concrete Rd – Stage I	Point Pedro	J/405, Thumpalai East
2	Construction of Flood Drainage Channel Panikkar Kovilady	Point Pedro	J/397, Alvai North West.
3	Renovation of Vellavattai Road with Drainage 230M	Karaveddy	J/353, Uduppiddy, North
4	Renovation of Vigneswara College Preschool Road with Drainage 400M – Stage I	Karaveddy	J/365, Karaveddy South
5	Renovation of Kirampanthanai, Selvapuram, Karanavai Road with Drainage 250M	Karaveddy	J/350, Karanavai

6	Renovation of Bharathy Road with Drainage 200M	Karaveddy	J/353, Uduppiddy North
7	Sand Filling at Kovitkudiyiruppu Village	Chavakachcheri	J/301 Magilankerny Village, Kovitkudiyiruppu,
8	Reconstruction of salt Water Intrusion bund to reduce water related disaster in Nagadeepa -Velanai	Velanai	J/36 Nainativu South
9	Improvement of critical infrastructure facilities to reduce life losses in Isolated Islands in Karompon, Kayts	Kayts	J/51, Karampon
10	Construction of Culverts (2Nos) to reduce flood inundation - Chavakachcheri	Chavakachcheri	J/298, Maravanpulo
11	Improvement of Critical Infrastructure facilities to reduce mortality of the affected people at East part of Kodukulai – Iyakachchi Evacuation Path-Continuous work	Maruthankerny	J/431, Kodukulai – Iyakachchi
12	Improvement of Critical Infrastructure facilities to reduce mortality of the affected people at West part of Kodukulai – Iyakachchi Evacuation Path-Continuous work	Maruthankerny	J/431, Kodukulai – Iyakachchi
13	Reconstruction of Drain cover slab at Mariamman Road Thitunelvely West	Nallur	J/110, Thitunelvely West
14	Reconstruction of Drain cover slab at MS lane Kondavil	Nallur	J/118, Kondavil Centre East.
15	Reconstruction of Guard Wall for Kalli Kovil road, Kaladi munthal road at Kokuvil	Nallur	J/122, Kokuvil East.

16	Reconstruction of Retaining wall for Kurusumathavadi road at Anaikodai & slab concrete at Kokuvil	Nallur	J/99, Vannarpan nai North West.	
17	Improvements of Ariyalai Flood Protection bund	Nallur	J/96, Ariyalai centre South.	
18	Emergency Disaster Mitigation project in Jaffna District	Chavakach cheri	J/293, Kaithady West J/298, Maravanpulo J/299, Thanankillappu J/316, Sarasalai South J/334, Eluthumadwarl North J/335, Mirusuvil North J/342, Karampaikurichchi	
			Maruthankerny,	J/432, Vettlaikerney J/430, Uduththurai J/427, Chempianpattu South J/428, Maruthankerney
				Kopay



Disaster Mitigation Projects

5.1.10 Activities of Ministry of Disaster Management National Disaster Relief Services Centre

❖ Supply of Drinking Water during drought Period

We supplied drinking water to the drought affected people. The details as follows:

S. No	Name of the Division	Allocation Granted (Expenditure)	Total No. of Affected	
			Family	Persons
1	Delft	735,787.23	1,031	3,071
2	Velanai	5,246,155.50	2,721	9,508
3	Kayts	6,070,785.00	1,367	5,772
4	Karainagar	2,305,962.00	2,176	7,083
5	Chankanai	94,597.00	2,519	9,232
6	Tellipalai	728,475.00	533	1,908
7	Chavakachcheri	2,380,400.00	3,181	10,802
8	Maruthankerny	325,390.00	399	1,792
Total		17,887,551.73	13,927	49,168

❖ Wells Renovation

Rs. 1.44 Million is given to Divisional Secretariat, Delft for wells renovation. 16 wells have been renovated by this fund.



Disaster Mitigation Projects

❖ Provision of Dry Ration – DROUGHT RELIEF

#	DS Division	No of Families	Below 2 Members		Above 3 Members		Total (Rs)
			Below 3 Members	Expenditure (Rs)	Above 3 Members	Expenditure (Rs)	
1	Delft	382	71	568,000.00	311	3,110,000.00	3,678,000.00
2	Velanai	523	351	2,808,000.00	172	1,720,000.00	4,528,000.00
3	Kayts	354	188	1,504,000.00	166	1,660,000.00	3,164,000.00
4	Karainagar	866	474	3,792,000.00	392	3,920,000.00	7,712,000.00
5	Jaffna	40	9	72,000.00	31	310,000.00	382,000.00
6	Nallur	319	153	1,224,000.00	166	1,660,000.00	2,884,000.00
7	Kopay	1,407	644	5,152,000.00	763	7,630,000.00	12,782,000.00
8	Chankanai	1,529	808	6,464,000.00	721	7,210,000.00	13,674,000.00
9	Sandilipay	1,627	764	6,112,000.00	863	8,630,000.00	14,742,000.00
10	Uduvil	583	325	2,600,000.00	258	2,580,000.00	5,180,000.00
11	Tellipalai	683	372	2,976,000.00	311	3,110,000.00	6,086,000.00
12	Chavakachcheri	4,492	2,246	17,968,000.00	2,246	22,460,000.00	40,428,000.00
13	Karaveddy	676	393	3,144,000.00	283	2,830,000.00	5,974,000.00
14	Point Pedro	287	140	1,120,000.00	147	1,470,000.00	2,590,000.00
15	Maruthankerny	697	387	3,096,000.00	310	3,100,000.00	6,196,000.00
Total		14,465	7,325	58,600,000.00	7,140	71,400,000.00	130,000,000.00

❖ Relief for Flood & Strong Wind

Cooked Meals, Dry Ration have been provided to the affected people. The Particulars of Relief Granted to the Flood Victims are as Follows:

S.No	DS Division	Provision of Dry Ration			Provision of Cooked Meals			Total Amount
		Family	Members	Amount	Family	Members	Amount	
1	Karainagar	17	68	26,300.00				26,300.00
2	Nallur	46	197	68,900.00				68,900.00
3	Tellipalai	185	591	292,400.00				292,400.00
4	Chavakachcheri				37	137	96,300.00	96,300.00
5	Maruthankerny	287	753	376,300.00	7	10	9,000.00	385,300.00
Total		535	1609	763,900.00	44	147	105,300.00	869,200.00



❖ House Damage

Advance Payment has been provided to the affected people for the house damages occurred in 2018. The details as follows:

S.No	Divisions	No. of Houses	Advance Payment Provided
1	Delft	35	350,000.00
2	Velanai	159	1,590,000.00
3	Kayts	34	340,000.00
4	Karainagar	6	60,000.00
5	Jaffna	53	530,000.00
6	Nallur	74	740,000.00
7	Kopay	47	470,000.00
8	Chankanai	121	1,210,000.00
9	Sandilipay	53	530,000.00
10	Uduvil	105	1,050,000.00
11	Tellipalai	22	220,000.00
12	Chavakachcheri	574	5,740,000.00
13	Karaveddy	38	380,000.00
14	Point Pedro	38	380,000.00
15	Maruthankerny	14	140,000.00
Total		1,373	13,730,000.00



❖ Disaster Emergency Situation Work (Rs. 1 mn)

Rs. 1 million received for the purpose of meeting the emergency situation during disaster.

No	Division	Purpose	Expenditure
1	Uduvil	Removed the Tree	15,000.00
2	Chavakachcheri	Emergency Mitigation work	31,765.25
3	District Secretariat	Purchased of Tarpaulin (218 Nos)	843,400.00
		Purchased of Hump Pipe (10 Nos)	104,000.00
		Administrative Charges	4,574.98
Total			998,740.23



❖ Renovation of the safety centers

Rs. 4 million received for the renovation of the safety centers. The details as follows:

#	DS Division	GN Division	Name of the Safety Centre	Allocation Received (Rs.)	Total Expenditure (Rs.)
1	Point Pedro	J/394	RDS Building	1,000,000.00	1,000,000.00
2	Chavakachcheri	J/301	Thiruvalluvar Community Centre	1,000,000.00	1,000,000.00
3	Kopay	J/280	KethuvuPillaiyar Temple	1,000,000.00	1,000,000.00
4	Sandilipay	J/150	RDS Building	1,000,000.00	1,000,000.00
Total				4,000,000.00	4,000,000.00

❖ Maintenance of Water Browsers

#	Division	Activity	Allocation Received	Expenditure (Rs)
1	Kayts	Purchased Tyre & Services	197,150.43	197,150.43
2	Karainagar	Emission Test & Fitness Certificate	2,110.00	2,110.00
3	Maruthankerny	Water pump	7,648.91	7,648.91
Total			206,909.34	206,909.34

❖ Contingency Plan

Training was conducted to Divisional Secretariats of Jaffna, Nallur, Kopay, Chankanai, Uduvil & Chavakachcheri. Rs.20,000.00 has been released to the each division for this purpose.

5.1.11 Activities of Engineering Unit

❖ Responsibilities

➤ Construction/ Renovation/ Repair works

- Estimating
- Work Site Supervising
- Bill Inspecting
- Payment Recommending
- Evaluation works.

➤ Co-ordination in construction activities of all Divisional Secretariats

- Estimates Certification
- Site supervising
- Bills Checking
- Payment Certification.
- Evaluation works.

➤ Other Ministry works (Excluding Ministry of Public Administration & Home Affairs)

E.g.: - Ministry of Cultural Affairs – Cultural Hall

- Estimates Checking
- Site supervising
- Bills Checking
- Payment recommending
- Evaluation works.

➤ Evaluation works.



Construction, Renovation & Repair Works 2018

Details of Works	Contractor	Contract Amount	Agreement date	Completion Date		Ret. Money		Payment Amount
				Agreement	Actual	%	Period	
Gramodhaya Health Center,Uduppidy	MP Civil Engineering Construction	4,338,400.00	23.07.2018	22.10.2018	22.10.2018	5%	1yr	3,075,216.7
Gramodhaya Health Center, Eluthumadduval	Rathan Construction	4,136,368.27	23.07.2018	22.10.2018	22.10.2018	5%	1yr	4,329,532.25
Gramodhaya Health Center, Mathakal	Top Line Construction	4,602,565.72	23.07.2018	22.10.2018	22.10.2018	5%	1yr	5,263,245.00
Net Mending Hall, Paassaiyoor	Kones Construction	4,683,786.00	23.07.2018	22.10.2018	22.10.2018	5%	1yr	-
Net Mending Hall at Uthayapuram, Maniyamthoddam	EGR Building & Civil Engineering Contractors	2,288,159.05	16.10.2018	30.12.2018	30.12.2018	5%	1yr	605,962.20
Veterinary Office	Shaanujan Construction	7,214,657.00	23.07.2018	22.12.2018	22.12.2018	5%	1yr	8,799,789.32
Divisional Hospital, Karaveddy	Jana Civil Works	22,916,858.44	23.07.2018	22.12.2018	22.12.2018	5%	1yr	15,027,911.26
Dry Fish Processing Centre, Analaitivu	Niththi Construction	3,301,613.28	05.09.2018	18.11.2018	18.11.2018	5%	1yr	2,751,390.50
Fishermen Resting Halls, Eluvaitivu & Paruthiyadaippu, Kayts	Saba Builders	3,243,822.74	23.07.2018	22.10.2018	22.10.2018	5%	1yr	276,045.95
Kalaimakal Pre School, Chulipuram	Vinayakar Building Contractors	2,203,800.00	12.09.2018	25.11.2018	25.11.2018	5%	1yr	2,199,706.80
Construction of Main Hall with Class Rooms of St. Theresa's College, Atchuvely - Stage 1	Shai Construction	9,498,764.02	18.10.2018	31.12.2018	31.12.2018	5%	1yr	-
Interlock Paving, Divisional Secretariat, Jaffna	Saru Engineering	945,235.50	05.09.2018	03.11.2018	03.11.2018	5%	1yr	696,828.00
Additional Administration block, Divisional Secretariat, Kopay	Vannan Building Construction	17,570,000.00	01.06.2018	31.10.2018	31.10.2018	5%	1yr	12,707,228.63
Administrative Building at J/Union College	Kopinathan Building Construction	3,839,939.13	18.10.2018	17.12.2018	17.12.2018	5%	1yr	3,586,175.45



Public, Common Toilets & Infiltration Tank, Divisional Secretariat, Jaffna	Wijetel Constructions (Pvt) Ltd	3,492,540.44	19.06.2018	18.09.2018	18.09.2018	5%	1yr	-
Reconstruction of Power Loom Building at Thellipalai	Uthungan Construction	1,764,168.78	05.09.2018	04.11.2018	04.11.2018	5%	1yr	1,995,509.66
Renovation & Improvement Works For Powerloom - 01	Matrix Engineering	2,970,000.00	05.12.2018	30.12.2018	30.12.2018	5%	1yr	-
Renovation & Improvement Works For Powerloom - 02	Vimal Construction	2,217,310.00	05.12.2018	30.12.2018	30.12.2018	5%	1yr	-
Construction of Palmyrah Based Production Complex, Chanthipuram	Acon Construction	2,528,655.00	05.09.2018	18.11.2018	18.11.2018	5%	1yr	1,837,016.26
Construction of Tailoring & Palmyrah Handicraft Centre, Polikandy South	Rathan Construction	2,518,256.74	17.10.2018	30.12.2018	30.12.2018	5%	1yr	-
Construction of Palmyrah Production and Sales Centre at Samarapaku	Sriloga Construction	3,198,659.74	17.10.2018	30.12.2018	30.12.2018	5%	1yr	658,530.91
Construction of Paddy Store at Chavakachcheri	Yaso Construction	14,023,440.00	02.10.2018	29.01.2018	29.01.2018	5%	1yr	-
Construction of Coir Factory for Ariyalai South East	Anton Construction	3,962,873.33	17.10.2018	30.12.2018	30.12.2018	5%	1yr	2,156,778.39
Construction of Rice Mill for Maruthankerny MPCs	EGR Building & Civil Engineering Contractors	4,882,437.97	04.10.2018	30.12.2018	30.12.2018	5%	1yr	313,830.94
Renovation Works of Rice Mill for Udupidy MPCs	Theepan Civil Works	2,931,755.56	23.10.2018	22.12.2018	22.12.2018	5%	1yr	1,758,104.29
Construction of Common Hall at Navatkuli west	Acon Construction	2,557,696.97	23.10.2018	31.12.2018	31.12.2018	5%	1yr	-
Construction of Vethavinayagar Sports club Building at Thavady	Kones Construction	6,038,654.80	23.11.2018	30.12.2018	30.12.2018	5%	1yr	2,775,941.76
Improvement works of Jaffna Hindu College Hostel at Jaffna	Matrix Engineer	6,929,252.00	05.12.2018	30.12.2018	30.12.2018	5%	1yr	-
Improvement of post office Male and Female Attached Toilets	Vimala Construction	803,850.00	30.11.2018	30.12.2018	30.12.2018	5%	1yr	-

Renovation of "DPMG" (N) 'S' Office	Sagana Construction	1,368,500.00	30.11.2018	30.12.2018	30.12.2018	5%	1yr	-
Contraction of Tourism Place at Kantharodai	Narajana Engineering Construction	4,239,434.00	04.10.2017	20.12.2017	20.12.2017	5%	1yr	-
Establishment of Food Processing Centre in Delft, Jaffna	KPK Building Construction Works	1,706,000.00	01.11.2018	30.12.2018	30.12.20-18	5%	1yr	-
Construction and Reconstruction of nainative Market	Subaji Builders	2,862,400.00	23.10.2018	31.12.2018	31.12.2018	5%	1yr	-
Construction of Fish Market at Kurumpasidy	Gnamam Builders	3,247,559.00	19.11.2018	20.12.2018	20.12.2018	5%	1yr	-
Construction of Fisheries Resting Hall Toilet & Septic Tank, Chavakachcheri	Ampal Building Construction	2,170,178.17	23.10.2018	31.12.2018	31.12.2018	5%	1yr	-
Construction of Resting Hall at Ketpely, Chavakachchery	Karizma Construction	2,333,333.96	23.10.2018	28.12.2018	28.12.2018	5%	1yr	790,331.54

Maintenance Works

Administration Branch shelf (7.37 x 2.525) at District Secretariat, Jaffna	Matrix Engineering	377,370.00	25.01.2018	23.03.2018	05.03.2018	5%	6M	378,253.00
Making Partition work (Planning Branch) at District Secretariat, Jaffna	Saba Enterprises	111,106.00	23.12.2017	19.04.2018	19.04.2018	10%	6M	117,609.66
Electrical work in IT unit (Room No 04) at district Secretariat, Jaffna	Naraajana Engineering Construction	195,880.00	25.04.2018	25.05.2018	25.05.2018	5%	6M	171,282.00
ONUR Project partition work	Shagana Construction	269,945.00	11.06.2018	10.08.2018	10.08.2018	5%	6M	267,649.81
Electrical work at Administration Branch at district Secretariat, Jaffna	Abeishan Construction	220,370.00	13.06.2018	13.07.2018	13.07.2018	5%	6M	222,094.65
Renovation work in ADR Branch (Proposed GYM Centre) at District Secretariat, Jaffna	Thaya Construction	652,168.72	10.07.2018	10.09.2018	10.09.2018	5%	6M	613,850.41
ONITE Project office Partition work	Abeishan Construction	327,735.00	29.08.2018	26.10.2018	26.10.2018	5%	6M	224,812.30



Renovation work (IN & OUT) Security hut at District Secretariat, Jaffna	Abeishan Construction	159,275.00	11.10.2018	27.11.2018	27.11.2018	5%	6M	124,475.00
Conference Hall Curtin work at District Secretariat, Jaffna	Abeishan Construction	52,065.00	11.10.2018	27.11.2018	27.11.2018	5%	6M	41,598.60
Electrical work in Internal Audit Branch (Four storied Building) at District Secretariat, Jaffna	Abeishan Construction	110,350.00	11.10.2018	27.11.2018	27.11.2018	5%	6M	108,793.00
Repairs work store's unit at District Secretariat, Jaffna	Abeishan Construction	24,100.00	11.10.2018	27.11.2018	27.11.2018	5%	6M	24,100.00
Procurement unit partition work at Upper floor Conference hall District Secretariat, Jaffna	Thaya Construction	676,780.00	1.10.2018	11.12.2018	11.12.2018	5%	6M	692,781.92
Electrical work at district Secretariat, Jaffna	Abeishan Construction	31,592.00	01.07.2018	-	-	-	-	80,815.00
National Industry Unit & Manpower unit	Abeishan Construction	235,758.85	07.09.2018	23.10.2018	23.10.2018	5%	6M	235,758.85
Improvement work in videos conference hall (Room No 16) at District Secretariat, Jaffna	Abeishan Construction	85,797.00	11.10.2018	27.11.2018	27.11.2018	5%	6M	98,960.86
Repairs work to Administrative Building (4 story) male, female toilet at District Secretariat, Jaffna	Abeishan Construction	457,637.50	11.10.2019	27.11.2018	27.11.2018	5%	6M	461,616.00
Renovation work in "DCDC" branch at District Secretariat, Jaffna	Matrix Engineering	627,138.00	22.03.2018	21.05.2018	21.05.2018	5%	6M	636,087.33
Improvement of ONUR at District Secretariat, Jaffna	Opira Engineers	160,000.00	03.12.2018	28.12.2018	28.12.2018	5%	6M	118,013.00
Making cupboard for store at District Secretariat, Jaffna	Star Contractors	841,000.00	14.11.2017	28.01.2018	28.01.2018	5%	6M	841,000.00

Others Works

Renovation and repairs works, Circuit Bungalow at District Secretariat, Jaffna	Thaya Construction	912,230.00	21.08.2018	22.10.2018	22.10.2018	5%	6M	975,230.37
Construction of Boundary wall at Female Quarters	Wijetel Construction, (Pvt.) Ltd.	580,713.66	13.06.2018	18.08.2018	15.11.2018	5%	1yr	605,455.77



5.1.12 Activities of Department of Motor Traffic

Motor Traffic Department's Activities 2018

No.	Details	Progress
1	No of Driving license Exams	423
2	No of Issued Driving License	28,430
3	No of Issued Number Plates	1,833
4	No of Transferred Vehicles	3,952
5	No of Mobile Services	15

Registered Motor Bikes 2018

No.	Details	Progress
1	Registration of Motor Cycles	06
2	Certificate / CR	3,952
3	Vehicle Identity Card	Nil
4	Number Plates Issued	1,833

Driving License Issued 2018

No.	Details	Progress
1	No of received Driving license Application	63,663
2	No of Called Applicant for Trial Exam	28,270

Transferred Motor Cycles 2018

No.	Details	Progress
1	No of Received Transferred Application	4,974
2	No of Transferred Vehicles	3,952

Vehicle Inspected By Examiner 2018

No.	Details	Progress
1	No of Accident Vehicles	736
2	No of Vehicle Inspection – Private & Passenger Service	1,100
3	No of Vehicle Inspection – School	Nil

Registered Vehicles 2018

No.	Details	Progress
1	Motor Cycles	Nil
2	Motor Car	Nil
3	Land Vehicle	Nil
4	Motor Coach	Nil
5	Mini Bus	Nil

6	Lorry	Nil
7	Three Wheeler	Nil
8	Dual Purpose Vehicle	Nil

Monthly Revenue Details for 2018

Months	Amount in Rs.
January	5,407,800.00
February	5,201,650.00
March	5,896,900.00
April	5,404,450.00
May	5,764,100.00
June	5,158,125.00
July	5,679,700.00
August	6,715,225.00
September	6,541,225.00
October	7,107,725.00
November	6,232,875.00
December	7,287,875.00
Total	72,397,650.00

Monthly Expenditure Details for 2018

Recurrent Expenditure

Vote Head	Amount in Rs.
307 - 2 - 1 - 0 - 1002	274,446.74
307 - 2 - 1 - 0 - 1003	167,000.00
307 - 2 - 1 - 0 - 1201	169,858.38
307 - 2 - 1 - 0 - 1302	274,355.00
307 - 2 - 1 - 0 - 1402	486,170.43
307 - 2 - 1 - 0 - 1403	679,785.71
307 - 2 - 1 - 3 - 1409	7,191,160.20
307 - 2 - 1 - 5 - 1409	15,750.00
307 - 2 - 1 - 6 - 1409	191,455.00
307 - 2 - 1 - 7 - 1409	247,944.25
Total	9,697,925.71

Capital Expenditure

Vote Head	Amount in Rs.
307 - 2 - 1 - 0 - 2102	600,000.00
Total	600,000.00



5.1.13 Pension Payment

No.	NAME OF DIVISIONAL SECRETARIATS	TOTAL PENSION PAYMENT THROUGH THE BANK NETWORK SYSTEM FOR THE YEAR 2018	NUMBER OF PENSIONERS AS AT 31/12/2018					
			CIVIL	FORCES	TEACHERS	WIDOWS & ORPHANS	LOCAL GOVT.	TOTAL
01	DELFT	16,926,962.28	38	0	0	24	-	62
02	VELANAI	52,826,381.67	118	0	1	65	3	187
03	KAYTS	25,551,374.92	50	1	0	47	1	99
04	TELLIPALAI	212,515,872.03	465	2	2	251	16	736
05	KOPAY	459,785,148.85	988	3	4	511	39	1,545
06	POINT PEDRO	382,736,998.02	802	6	4	460	26	1,298
07	KARAVEDDY	395,541,406.37	838	2	1	456	16	1,313
08	SANDILIPAY	288,630,658.23	609	2	6	342	24	983
09	UDUVIL	372,481,309.22	778	5	4	455	15	1257
10	CHAVAKACHCHERI	483,451,246.79	1123	3	6	544	48	1724
11	JAFFNA	399,723,960.52	843	3	28	424	81	1379
12	CHANKANAI	303,146,974.45	603	4	6	407	23	1043
13	NALLUR	856,954,261.96	1880	4	12	866	103	2865
14	MARUTHANKERNY	21,924,708.05	60	0	0	23	2	85
15	KARAINAGAR	53,221,394.68	106	1	0	75	2	184
TOTAL		4,325,418,658.04	9,301	36	74	4,950	399	14,760

5.1.14 Activities of Department of Census and Statistical

➤ Paddy Statistics Maha 2017/18

Sown extent was collected by the Divisional Statistical Officers (S.O) / Statistical Assistants (S.A) from Grama Officers (G.O) during the period of

October and November in a prescribed form called as P1 then divisional level summary was prepared by the respective S.OO / S.A which is known as P2 and finally District level data could be identified for Sown and harvest where the data for non-harvested

extent was collected to calculate harvested extent. District summary was sent to Agriculture division of Dept. of Census & Statistics (DCS) for further analysis.

➤ Crop Estimation Survey on Paddy Maha 2017/18

Initially ten farmers of parcels were selected using random book by officers (SOO/SAA) who were assigned to D.S divisions; the selected farmers were from particular villages which were sent by head office in every year in order that there were 40 villages sent by head office. In a particular G.O division there would be two parcels from a village, in which Crop Estimation Survey was carried out by S.OO/S.AA , A.II and D.OO during the period of February and march .The Crop cutting Officers used standard forms such as CC1,CC2 & CC3 when the survey was performed crop cutting method was strictly applied by them ,Test checking plots were supervised by DSTN, A.D Agriculture, A.C, Agrarian Development and D.SS, Duly completed CC4 was sent by test checking officers to Agriculture Division . From this survey results yield per acre could be calculated after that the national (Island wide) level paddy production was calculated, it was concerned an important data for the paddy production. It was seemed

that the yield was very much decreased because of severe drought experienced in Jaffna district.

➤ High land Crops –Extent and Yield for Maha-2017/18 and Yala-2018 Seasons

The land utilized for High land crops statistics was collected in two seasons during the year in which permanent crops were included in Yala season, yield extent data were collected in HL register by S.OO/S.AA in D.SS divisions these statistics were given by G.OO. District summary was prepared according to the divisional summaries called as HIC (1), HIC (2) and H2. Average yield per acre of the crops was given by the A.IIs.

➤ Live Stock Statistics

The Livestock statistics data were also collected in HL register by during the month of June 2018 in which total by every Grama Officers (G.OO) divisions. It was able to display total milk production and egg production per day for D.SS divisions. District summary was prepared on

basis of divisional data prepared by S.OO/S.AA and sent to Agriculture division of DCS.

➤ Building Statistics

The above statistical data were collected for every month in all the local government bodies of Jaffna district. Key responsibility of the data was Chairman / commissioner / Secretary and followed by S.OO/S.AA. The Collection period is first week of each month and the particulars were sent to Industrial and Construction division of DCS

➤ Local Government Statistics

The statistical data of local government of Jaffna district for the year 2017 were collected from all local government bodies by using L.G.S form. There were general information, Number of employees and wages, the service delivered by the local government, classification of receipts, vote particulars, analysis of expenditure and summary of estimated revenue for the year 2017. The statistical data were sent to

Publication division of DCS.

➤ Slaughter house Statistics

Numbers of animals slaughtered during the year 2017 in Slaughter houses in respective local bodies were collected by field officers of DCS. The data were sent for Publication to division of DCS.

➤ Locally Produced Agricultural Products (LPAP)

The Producer prices (farm gate price) were collected for local products such as Cereals, Vegetables, Starchy Foods and Onions, Fruits, Condiments, Fish and Fresh Water Fish, Milk, Eggs and Dried Fish, Livestock and Miscellaneous for the year of 2018, The prices were collected monthly in selected main and other producing centers in every Divisional Secretariat divisions by using LPAP form ,later it was upgraded to collect such data with the assistance of tablet computer and sent it directly to server by the respective S.OO/S.AA of the Divisions then the data were analyzed to calculate PPI by Agriculture and

Environmental division of DCS.

➤ Town Prices

Prices were collected from markets, shops and other institutions with in Jaffna town area and it would be sent to the Prices and Wages Division head office, this process was under went to the quarterly scheduled calendar

Group I : The retail prices of open market were collected in each Tuesday.

Group IA : The prices of goods and beverages were collected twice a month.

Group II : The prices of the non-food items were collected once per month.

Group III : The retail price of service and other consumer goods were collected once per quarter year.

➤ Quarterly Survey of Service (QSS)

This survey was conducted periodically (each quarter) by S.OO/S.AA in selected service Institutions

➤ Annual Survey of Industry, Trade & Service-2018

The above survey was conducted in selected

institutions which were sent by head office using standard sample selection methods. OO/S. AA was responsible to collect the data (2017 data) from the Institutions. The completed schedules were sent to Industrial and Construction division of DCS

➤ F1 updating for Surveys

Listing operations were performed in Six or Seven Census blocks in every month during the year 2018. Updating of previous Listing was carried on F1 forms which were sent by Sample survey division of DCS, these updated units information were transferred in 9NHSP form and sent to Sample survey division. These listings were used to labor forces surveys and other special surveys were carried out by the DCS for the year 2018

➤ Labor Force Survey(LFS)-2018

The DCS had introduced to conduct the survey this year by CAPI system. The labor force survey was carried out in selected G.OO Divisions in which 10 sample Households Were selected in a particular G.O division, Field work of the survey



was carried out from January to December 2018(Whole year), for 12 months' period in all districts. This report was based on a sample of 25,000 housing units and provides national, provincial and district level estimates with a stipulated standard errors of labor force characteristics as reported in the relevant reference period.

➤ **District Statistical Hand book**

The district statistical hand book was prepared in year 2018 by the district statistics branch of the Department of Census and Statistics. The data were collected from 34 government institutions.

➤ **Mapping Stage operation for Census of population and housing -2021**

This stage of Census of population and housing - 2021 was almost all completed in Jaffna district except D.S division Valikamam North, duly drawn and Blocked maps were collected by the team of cartography Division of DCS who were special attention on boundaries of each G. OO divisions when maps were taken by the team.

➤ **Annual Survey of Construction**

This Survey was the usual performance in this year also, in this context selected contactors were interviewed by our staff and proper data were acquired.

➤ **Volume of Log wood**

Volume of Log woods of Specified trees were collected in a prescribed form LG1 and LG2 by the respective S.OO/S.AA of the D.SS Divisions. The data were sent to National Accounts Division in each quarter of the year 2018.

➤ **International Comparison of Prices (ICP)**

Prices of huge amount of items were collected in selected Towns. Jaffna and Chunnakam were collecting centers in Jaffna District. When this price collection was completed in April, 2018 it was performed for one-year duration. All data were entered in Specified software and uploaded directly to server of Prices and wages division.

➤ **Agriculture House Survey(AHS) 2nd Round**

2nd round AHS was done in which specific period yala season of 2017 or last 6 months of 2017 data were concerned. This survey was also performed with CAPI system by S.OO/S.AA

➤ **Efficient Productivity (5S) workshop**

Branch staff participated efficient Productivity (5S) workshop held at main auditorium, District Secretariat, Jaffna.

5.1.15 Activities of Central Environmental Authority

❖ **Background**

Central Environmental Authority, Northern Provincial Office was established in Jaffna in the year of 2003 under the regionalization programme of the Central Environmental Authority. The office is located within Jaffna District Secretariat premises, with a coordinates of N – 9o 39'17" and E – 80o 01'57". Since 2018 Northern Province

Office was functioning in Killinochchi. The District office, Jaffna is functioning well by the direct supervision and regular guidance of Mr. T. Suboharan, Assistant Director of Northern Provincial Office, Central Environmental Authority.

❖ Primary Objective

The primary objective of establishing the District Office, Jaffna is to manage and protect the environment in an efficient and effective manner in the sub national level and especially in the Jaffna District.

❖ Work Location in Jaffna District

- Chankanai Division
- Chavakachcheri Division
- Delft Division
- Jaffna Division
- Karainagar Division
- Karaveddy Division
- Kayts Division
- Kopay Division
- Maruthankerny Division
- Nallur Division
- Point Pedro Division

- Sandilipay Division
- Tellippalai Division
- Uduvil Division
- Velanai Division

❖ Special events 2018

➤ World Wetland Day

World Wetland Day was celebrated at J/Athiyar Hindu College, Neervely, Jaffna on 23rd February 2018, under the theme of "wetlands for a sustainable urban future". Tree planting event was held. Environmental Pioneers of J/Athiyar Hindu College were actively participated in this event.



➤ Training Programme for School Principals in Jaffna district

A program for School Principals Training was held on 15th March 2018 at District Secretariat Auditorium. The

importance of the Environmental Pioneer Programme and how the EPP can be enhanced and coordinated between Coordinators, Environmental officers, Principals, in charge Teachers and Pioneer students.



➤ Awareness Program for Ozone Layer Protection

An awareness program was carried out to the Environmental pioneer students who awarded Silver Medal. Awareness was held on May 15th & 16th 2018 at District Secretariat Auditorium. The theme was "How to protect Ozone Layer, Impact on Invasive Plants and Biodiversity". In the second day students were taken to the field visit to the National Birds Sanctuaries at Chundikulam.



➤ Environmental Pioneer Teachers' Training Program

A program for Environmental Pioneer Teachers' Training was held on May 10th & 25th 2018. EPP Teachers' training programme was conducted to five Educational Zone EPP teachers divided two groups. Aim of this programme was how to enhance the Environmental Pioneer Programme.



➤ Awareness Programme for Grama Officer

Awareness Programs were carried out to mark the Sustainable Development on 22nd June 2018 at District Secretariat Auditorium. 141 Grama Officer's participated in this awareness programme.



➤ Awareness Programme for National College of Education Teachers' Students

Above Programme was conducted at National College of Education, Kopay, in order to plan a program which is to be done on 14th July 2018. It was scheduled to have an awareness program about Introduction and Aim of the Environmental Pioneer Programme

➤ World Environmental Day

Awareness Programs were carried out to mark the World Environment Day on 5th June 2018 at J/St. Antony's College, Kayts. Theme was "Beating Plastic Pollution". Important Events of this Programme Kayts area schools Environmental Pioneer Students and Environmental Officer were participated rally. Cleaning programme also held on that day.

➤ Awareness Program for Industrialists

An awareness program was carried out to the Water based industries industrialist. Awareness was held on June 06th 2018 at District Secretariat Auditorium. The theme was "How to control Dengue Disease". Water based industries owners were participated at this program.



➤ Nallur Festival Programme

Historically important festival Season of Jaffna Nallur temple during the month of September, awareness programme was held to avoid usage of polythene. Environmental

pioneers issued cloth bags to devoties.



➤ National camp

The 14th Environmental Pioneer National Camp was held from Sep 19th to Sep 22nd, 2018 at the Trincomalee Naval base academy. Seventeen gold medalists from J/Manipay Ladies College were actively participated in the above camp and gathered more skills and experience.

➤ Awareness Programme for Hindu Priest

The environmental awareness programme was carried out for Hindu priests to provide a better knowledge regarding environmental conservation strategies among the society. The programme was held on 15th October 2018 at District Secretariat Auditorium.



➤ Wanaroba Programme -National Tree Planting Programme

A Programme for Wana Roba - Tree planting was held at J/ Uduththurai Maha Vidiyalayam on 12th November 2018. Tree plants were planted by EPP students.



5.1.16 Activities of Consumer Affairs Authority

In according to the No.9 of the Consumer Affairs Authority for the year 2003, the Consumer Affairs Authority Functions in the District

Secretariat, Jaffna Successfully to protect the consumer. The traders who do against the law are prosecuted in accordance with the above Act by carrying Unexpected Raids fine levied. The Awareness programmes are conducted all over the district for consumers to give them clear insight. The Complaints received from the consumers are duly attended to provide suitable solution.

The fine of Rs. 3,222,000/= (Rupees Three Million Two Hundred Twenty two thousand) were levied as fine from 773 traders by the prosecution against them in accordance with the abovementioned Act in Magistrate's courts of Jaffna district in 2018. Fifty Seven awareness programmes were conducted. And solving 99 Complaints of consumers is attached. The detail report of the above facts is here with.

Fine Details of 2018 based on Magistrate's Courts

Month	Kayts	Mallakam	Jaffna	Chava	P.Pedro	Total
January	-	25,000.00	95,000.00	15,000.00	27,000.00	162,000.00
February	25,000.00	7,000.00	187,000.00	22,500.00	-	241,500.00
March	-	49,000.00	138,000.00	27,000.00	14,000.00	228,000.00
April	-	21,000.00	72,000.00	18,000.00	28,000.00	139,000.00
May	-	22,000.00	104,000.00	19,000.00	68,000.00	213,000.00
June	-	66,000.00	53,000.00	135,000.00	-	254,000.00
July	2,000.00	51,000.00	99,000.00	18,000.00	33,000.00	203,000.00
August	2,000.00	103,500.00	114,000.00	15,000.00	24,000.00	258,500.00
September	1,000.00	210,500.00	55,500.00	16,500.00	12,800.00	411,500.00
October	1,000.00	162,500.00	111,000.00	43,500.00	-	318,000.00
November	29,000.00	213,000.00	33,000.00	34,500.00	14,500.00	454,500.00
December	8,200.00	14,300.00	61,000.00	33,000.00	20,000.00	339,000.00
Total	142,000.00	1,073,500.00	1,122,500.00	397,000.00	487,000.00	3,222,000.00

Raids based on Act No.09 of 2003 sections – 2018

Month	Expired - 31	Price board - 26	Misleading - 30	MRP - 20	Label - 10	SLS - 12	Total
January	29	02	-	02	09	-	42
February	19	13	-	-	11	-	43
March	39	06	01	-	03	03	52
April	52	07	-	-	01	-	60
May	48	07	02	-	01	-	58
June	46	11	-	-	-	-	57
July	52	11	-	-	-	-	63
August	66	05	-	-	02	-	73
September	39	19	-	06	04	02	70
October	59	23	-	02	03	-	87
November	72	07	-	05	-	-	84
December	74	06	-	-	03	01	84
Total	595	117	03	15	37	06	773

Awareness programmes organized by CAA Jaffna – 2018

Month	Public	Student	Traders	Total
January	02		01	03
February	03	01		04
March	03		01	04
April	01	01		02
May	02			02
June	03			03
July	02		01	03
August	09			09
September	03			03
October	04	01		05
November	04			04
December	14		01	15
Total	50	03	04	57

Raids details based on D.S Divisions of Jaffna district - 2018

D.S Divisions	Jan	Feb	Mar	Apr	May	Jun	Jul	Aug	Sep	Oct	Nov	Dec	Total
Karaveddy	02	05	03	02	06	05	-	19	-	07	15	-	64
Nallur	08	03	05	04	04	05	19	09	05	03	01	13	79
Jaffna	11	18	21	14	08	24	12	03	11	28	14	16	180
Chavakacheri	05	06	04	07	18	01	03	06	08	10	20	07	95
Kopay	04	01	01	13	01	-	08	09	-	05	01	10	53
Sandilipay	-	-	-	-	01	01	-	-	-	05	10	-	17
Uduvil	-	05	07	05	08	01	07	-	-	06	09	02	50
Changanai	-	01	04	02	04	08	10	10	18	07	-	09	73
Pointpedro	07	01	-	-	07	07	01	07	-	08	01	-	39
Velanai	-	03	04	09	01	03	-	03	19	-	10	13	65
Tellippalai	-	-	-	-	-	-	-	03	-	01	01	03	08
Karainagar	-	-	03	04	-	02	02	04	09	07	02	11	44
Kayts	05	-	-	-	-	-	01	-	-	-	-	-	06
Maruthangerny	-	-	-	-	-	-	-	-	-	-	-	-	-
Delft	-	-	-	-	-	-	-	-	-	-	-	-	-
Total	42	43	52	60	58	57	63	73	70	87	84	84	773

Complaints handle by CAA Jaffna 2018

Month	Telephone	Postage
January	06	04
February	06	04
March	07	04
April	04	03
May	06	02
June	04	02
July	04	04
August	07	03
September	05	-
October	04	03

November	04	04
December	04	05
Total	61	38



Awareness Programme



5.1.17 Activities of Administrative Branch

Construction works in Jaffna District Secretariat under the Ministry of Home Affairs -2018

S.N	Capital Expenditure done in District Secretariat under the Ministry of Home Affairs	
01	Construction of Boundary Wall at Female Quarters	605,455.77
02	Construction of Public & Common toilet and Infiltration tank, Divisional Secretariat, Jaffna	5,622,036.56
03	Construction administrative block, Divisional Secretariat, Nallur stage - II	17,625,933.98
04	Construction administrative block, Divisional Secretariat, Karaveddy stage - II	13,561,000.00
05	Construction administrative block, Divisional Secretariat, Kopay stage - II	22,770,607.44
06	Construction of Elevator Duck & Installation of Elevator, District Secretariat, Jaffna	3,885,223.79

Ministry of National Integration, Official Languages, Social Progress and Hindu Religious Affairs 2018

No	Program Details	Place	Benefited Participants	Time
01	New year celebration	Jaffna St Johns college	NGOs, District Secretariat Officers, School Students	2018.04.15
02	Issuing School Stationeries and Uniform	Jaffna St Johns college	500 Students	2018.04.15
03	Subarathy Radio Program	District Secretariat, Jaffna	25 Officers	2018.04.15

04	2 Days Second Language Sinhala training Program for Public Officers	Divisional Secretariat - Karainagar	100 Officers	2018.09.17-18
		Divisional Secretariat – Point Pedro	115 Officers	2018.09.20-21
		Divisional Secretariat - Velanai	140 Officers	2018.09.20-21
		Divisional Secretariat - Nallur	100 Officers	2018.09.27-28
		District Secretariat - Jaffna	150 Officers	2018.10.18-19
		Divisional Secretariat - Delft	100 Officers	2018.12.19-20
		Divisional Secretariat - Sandilippay	115 Officers	2018.12.19-20
		Divisional Secretariat – Maruthankerny	110 Officers	2018.12.10-11
		Divisional Secretariat - Karaveddy	100 Officers	2018.12.20-21
		05	12 days / 100 hrs Total impression Sinhala Language studies	Divisional Secretariat - Koppay
Divisional Secretariat – Point Pedro	70 Officers			2018.11.26 - 2018.12.07
Divisional Secretariat - Velanai	120 Officers			2018.11.26 - 2018.12.07
Divisional Secretariat - Nallur	50 Officers			2018.11.26 - 2018.12.07
District Secretariat - Jaffna	76 Officers			2018.11.26 - 2018.12.07
District Secretariat, Jaffna	100 District Secretariat, Jaffna			2018.11.26 - 2018.12.07

Productivity Training Program – 2018

No	Name Of The Training Program	Target Group	Venue	No. of Program	No. of Participants	Duration
1	Awareness Program of National Productivity Award Competition - 2018	Jaffna District Public, School & Private Sector Staffs	Auditorium of District Secretariat Jaffna	1	516	1 Day
2	District Performance Evaluation Meeting	Productivity Development Officers - Jaffna, Kilinochchi & Mannar Districts	Auditorium of District Secretariat Jaffna	1	45	1 Day



Training Programs 2018

No	Month	Target Group	Days	No .of Participants	Name of the Program	Expenditure
1	May	Newly Recruited Grama Officers	15	77	Training Program for Newly Recruited Grama officers in Capacity Building	548,214.50
2	November			28		273,430.00
3	October	Grama Niladharies	4	196	Training Program for the e-Grama Officer Project	1,011,150.70
4	March	Staff Officers	5	30	Capacity Building Training Program for Staff Officers	1,443,742.74
5	March	Grama Officers	6	50	Training Programme for ICT	80,640.00
6	April	Drivers	1	35	Office Procedure and Regulations	13,605.00
7	May	EDO	6	200	Training Programme for Development Officers in Capacity Building	137,300.00
8	June	PMA	9	150	Training Programme for PMA in Capacity Building	142,504.02
9	August	PMA Class I	20	200	Training Programme for Class I EB Exam	327,162.30
10	December	OES	1	50	Training Programme for OES in Capacity Building	56,220.98
11	March	Staff Officers	3	8	Capacity Building Training Programme for SLAS Staffs	79,029.49
12	February	Staff Officers	15	50	Training Programme Procurement	186,281.50
13	April	Newly Recruited PMA's	10	108	Training for Capacity Development Trainers for newly recruits PMA	122,026.20

14	June	Internal Audit Staff	3	50	Training Programme for Internal Audit	27,995.00
15	November	Grama Officers	4	400	Workshop for the Grama Niladharies	18,665.00
16	December	ADS	4	20	Procurement	66,380.00
17	May	EDO	6	200	Training Programme for Development Officers in Capacity Building	150,827.40
18	September	TO,TA	5	40	Workshop on Duties & Responsibilities of Technical Officers working in the Contraction Field	51,555.40

Work Projects implemented under the Ministry of Labor, Trade Union Relations and Social Empowerment

Training Program and Discussion for disables in Community Level

No	Training and Discussion	Participants	No of Participants	Venue	Date
1	District Disable Sports Meet	Additional Government Agent, Assistant District Secretary, Members of Empowering District and Divisional Self Help Group, Sports Officers, Development Officers (Social Service)	350	Duraiyappa Stadium	02.08.2018
2	Workshop for Disable Self Help Group Members	Additional Government Agent, Frisdro Organization Members, Members of Empowering District and Divisional Self Help Group, Development Officers (Social Service)	100	District Secretariat, Auditorium	29.10.2018
3	National Disable Day Programme	Additional Government Agent, Director & Staff (Social Service Department), Members of Empowering District and Divisional Self Help Group, Development Officers (Social Service)	105	District Secretariat, Auditorium	14.12.2018

Usage of Right to Information act

Hundred and fifty-two (152) applications were received by District Secretariat, Jaffna in 2018. Within these 45 applications are related to other department. These applications were forwarded to related departments for the action with the copy to the applicant. For 82 requests, fully information has been provided. Four requests were rejected for reasonable reasons contained

in the act. 77 applications were received by post, 17 applications by e mail and 58 applications by directly. Rs. 1708/- was received for providing information.

Financial (Budgets and Projects) related and establishment matters are the highest and second highest numbers of request received by District Secretariat, Jaffna.



Subject	No		
Procurement related	03	7. Registrar detail	01
Establishment matters	25	8. Related to cultural hall construction	01
Political victimization	-	9. Motor traffic	05
Financial (including budgets & projects)	37	10. Samurdhi beneficiaries detail	01
Environment	02	11. RTI act	01
Policy	-	12. Related relief services	02
Others	85	13. Not suitable for RTI	01
1. Land related	26	14. Request no clear	04
2. Temple related	08	15. Vehicle permit	01
3. NGO related	18	16. Micro finance	01
4. Meeting minutes	09	17. Administration	01
5. Vehicle tax registration	01	18. Pension	01
6. Statistical data	02	19. Transport service related	01

Appeals to Designated Officer and Right to information Commission

Two appeals were received by the Designated Officer. In these appeals, the action had been taken to both appeals.

The appeal related to 2017 and related to 2018 were made to Right to Information Commission against the provided information. Commission dismissed these two appeals.

Training Programmes for Information Officer

One-day training program was held for Information Officers and Grama Niladhari headquarters serving in

Divisional Secretariat divisions in Jaffna District by **Transparency International Sri Lanka** in District Secretariat, Jaffna. 40 officers were participated in this training programme.

5.1.18 Activities of Establishment Branch

The details of the performed activities by Establishment Branch, District Secretariat in the period of 2018 are as follows.

❖ Appointment of graduates' trainees

Graduate appointments were given to 241

Graduates in 1st stage as per the interview held from 18.04.2018 to 27.04.2018 those who registered their names as unemployed Graduated until 25.04.2018. No. of applications was 4,326.

❖ Permanent Appointment

The followings were appointed permanently in this District Secretariat and Divisional Secretariats

- Public Management Assistant - 55
- Grama Niladharies - 62
- Drivers - 05
- Office Employees - 08



55 new Public Management Assistant were appointed to this District and 13 have been transferred to out-district taking in to account of approved cadre of this District

❖ Deceased officer

- Public Management Assistant - 01

❖ Retired officers from Service

- Deputy Director of Planning - 01
- Office Employees - 03

Approval was got the applications for retiring 24 officers who were performing duty in Divisional Secretariats, had been sent to the Ministry

- Public Management Assistant Supra - 02
- Public Management Assistant - 05
- Grama Niladharies - 13
- Office Employees - 04

❖ Resign from Service

- Development Officers- 02

❖ Officers released from one service to another

- Public Management Assistants Supra - 02
- Development Officers- 01
- Technical Officer - 02
- Office Employees - 20

❖ Transfer

- Officers leaved from Jaffna District to Other Districts

- Sri Lanka Accountancy Service Officer - 01
- Assistant Director of Planning - 01
- Development Officer- 03
- Cultural Officer - 02
- Public Management Assistants - 06
- Drivers - 01
- Office Employees - 05

➤ Officers came from other District to Jaffna District

- Sri Lanka Administrative Officer - 09
- Sri Lanka Accountancy Service Officer - 04
- Assistant Director of Planning - 01
- Development Officer- 05
- Cultural Officer - 01
- Public Management Assistants - 06
- Technical Officer - 02
- Translator - 01

➤ Officers transferred to other Departments within Jaffna District

- Sri Lanka Administrative Service Officers - 02
- Sri Lanka Accountancy Service Officer - 03
- Public Management Assistants - 05
- Technical Officer - 01
- Office Employees - 01



➤ **Officers transferred with in District from other Departments**

- Director of Planning - 01
- Public Management Assistants - 05
- Office Employees - 01

➤ **Officers transferred from District Secretariat to the Divisional Secretariats**

- Development Officers - 01
- Public Management Assistants - 09
- Information & Communication Technology Officers - 03
- Drivers - 01
- Office Employee - 02

➤ **Officers transferred from divisional Secretariats to district Secretariat**

- Women Development Officer - 01
- Public Management Assistants - 12
- Drivers - 02
- Office Employee - 01

➤ **Transfers among the Divisional Secretariats**

- Sri Lanka Administrative Officer - 02
- Sri Lanka Accountancy Service Officer - 02
- Development Officer - 05
- Pension Officer - 03
- Public Management Assistants - 67
- Technical Officer - 02
- Drivers - 01
- Office Employee - 01

❖ **Officer's Confirmed in Service**

- Development Officer - 06
- Public Management Assistant - 02
- Technical Officer - 02
- Office Employee - 03

Documents regarding to the confirmation for service of officers performing duty in Divisional Secretariats, were sent to the Ministry of Public administration & Disaster Management as follows:

- Development Officers - 02

- Public Management Assistant - 02
- Technical Officer - 01
- Grama Niladharies - 48
- Drivers - 01
- Office Employees - 13

❖ **Promoted Officers**

- Sri Lanka Administrative Service Officers - 01
- Sri Lanka Accountants Service Officers - 04
- Development Coordinator - 02
- Office Employees - 01

Documents regarding to the promotion of officers performing duty in Divisional Secretariats were sent to the Ministry of Public administration & Managements follows:

- Public Management Assistants - 11
- Drivers - 04
- Office Employees - 06

❖ **Revised and calculation of pension of the officers**

- Assistant Director of Planning - 01



- Office employee - 01
 - & Disaster Managements follows
 - Development Officers - 07
 - Public Management Assistants Supra - 01
 - Public Management Assistants - 21
 - Translator - 01
 - Technical Officer - 01
 - Grama Niladharies - 19
 - Office Employees - 06
 - Translators - 01
 - Drivers - 09
 - Office employees - 24
- ❖ Officers Passed the Efficiency bar examination**
- Sri Lanka Administrative Service Officers - 02
 - Sri Lanka Accountancy Service Officers - 02
 - Development Officers - 02
 - Public Management Assistants - 10
 - Technical Officer - 02
 - Drivers - 01
 - Office Employees - 04
- ❖ Officers who gained the incentive allowance for language skill.**
- Incentive allowance for language skill was given to the officers who are performing duty in the District Secretariat.
- Development Officer - 03
 - Public Management Assistants - 02
- Incentive allowance for language skill was given to the officers who are performing duty in the Divisional Secretariats.
- Sri Lanka Accountants Service Officers - 04
 - Public Management Assistants - 09
- ❖ Salary conversion/ Salary revision made for officers under P.A.Cr3/2016**
- Sri Lanka Administrative Service Officers - 29
 - Sri Lanka Accountants Service Officers - 18
 - Engineer - 01
 - Assistant Director of Planning - 16
 - Sri Lanka Information & communication Technology Officers - 02
 - Development Officer - 25
 - Development Coordinator - 02
 - Public Management Assistants - 48
 - Technical Officer - 03
- ❖ Officers abroad leave out of Sri Lanka**
- Sri Lanka Administrative Service Officers - 11
 - Sri Lanka Accountants Service Officer - 03
 - Assistant Director of Planning - 01
 - Development Officers - 02
 - Sports Officer - 01
- Documents, regarding to the Leave out of Sri Lanka were sent to the Ministry of Public Administration
- ❖ Property Loan**
- 10 applications for the property loan were sent to the banks with related documents

- Sri Lanka Information & communication Technology Officers - 01
- Development Officers - 02
- Public Management Assistants - 06
- Drivers - 01
- ❖ **Others**

“Agrahara” insurance scheme applications were submitted for reimbursement of 19 officers who work under the Ministry of Public Administration & Disaster Management and Ministry of Home Affairs.

 - Sri Lanka Administrative Service Officers - 01
 - Sri Lanka Accountants Service Officers - 02
 - Sri Lanka Information & communication echnology Officers - 01
 - Development Officers - 03
 - Cultural Officer - 01
 - Public Management Assistants - 06
 - Drivers - 01
 - Office employees - 04
- ❖ **Officers joined to Golden Scheme**
 - Development Officers - 02
 - Public Management Assistants - 02
 - Drivers - 01
- ❖ **Newly joined to Agrahara scheme**
 - Drivers - 02
 - Office employees - 01
- ❖ **District Secretariat Officers who gained the Railway Warrant.**
 - Railway Warrant(Duty)-82
 - Railway Warrant (Holiday) - 221
- ❖ **The applications recommended getting the concessionary vehicle permit.**
 - Sri Lanka Administrative Service Officers - 15
 - Sri Lanka Accountants Service Officers - 07
 - Assistant Director of Planning - 06
- ❖ **Applications recommended to Change of name**
 - Sri Lanka Administrative Service Officers - 02
 - Development Officers - 03
 - Public Management Assistants - 01
 - Grama Niladharies - 11
- ❖ **Action taken to get the provision to applied for Master Degree**
 - Sri Lanka Administrative Service Officers - 01
 - Sri Lanka Accountants Service Officers - 03

5.1.19 Activities of Measurement Units and Standards Services Division

Main Activities

- Verify and stamp weights, Scales, weighing instruments and measuring instruments.
- Maintains receipt book, inspector diary and log book.



- Conduct inspection and raids in the Business Centers.
- Preparation of complaints and charge sheet based on given Case.
- Conduct Legal Action.
- Conduct Awareness programme related to the Department activities.
- Conduct any other relevant duties assigned by the Superintendent.

Month	Total No of Units	Total No of Traders	Verification Fees
January	1,684	467	519,340.00
February	958	312	418,634.50
March	2,367	729	928,855.00
April	407	153	244,674.00
May	1,719	426	649,589.00
June	1,533	589	743,199.00
July	803	330	603,267.00
August	699	228	283,463.00
September	1,557	394	534,876.50
October	1,146	163	325,312.00
November	605	167	351,958.50
December	558	178	398,847.00
Total	14,036	4,136	6,002,015.50

Total Charge for Corrections = 6,002,015.50
 Total Number of Registered Cases = 69
 Total Penalty Fess = 52,500.00

5.1.20 Activities of Regional Consular Office - Jaffna

The very first Regional Consular Office of the Ministry of Foreign Affairs which is located in the New Administrative Building Complex of the District Secretariat, Jaffna of the Northern Province has completed its 2nd year successfully.

This office successfully provides the following services to the general public;

- Attest the documents for the acceptance of the international community
- Repatriate the stranded Sri Lankans in overseas
- Assist in order to obtain salary, compensation, legal and insurance dues which should be paid to Sri Lankan migrated workers
- Assist the burial of human remains of Sri Lankan deceased overseas or repatriate the bodies of Sri Lankan in overseas.
- Assist / intervened to secure the release of fishing vessels and their crews that have been detained by foreign authorities
- Inform Sri Lankan citizens living abroad about the special security situation
- Assist Sri Lankan citizens in distress or other emergency
- Assist legal protection for the Sri Lanka citizens in detention or arrest

During this period more than 5600 clients have visited our division from various parts of the island such as Jaffna, Kilinochchi, Mullaitivu, Vavuniya, Mannar, Anuradhapura, Trincomalee, Batticaloa, Colombo, Gampaha, Kandy, Nuwaraeliya and Badulla.

More than 14,000 documents were attested up to last December, 2018. Payments are being charged for the registration of 6 births overseas and clients were advised and instructed on further process of birth registration. More than 95 documents were verified externally from respective courts, universities, technical colleges etc.

Further, more than 1500 affidavits were verified from the Ministry of Justice during this period.

In addition, 13 applications were received in order to repatriate the human remains of the deceased Sri Lankan abroad and necessary actions have been taken in this regard. And 4 applications were received with regard to the compensation and processed for the necessary

procedures. More than 40 complaints were placed at our division with regard to the repatriation among them 8 persons were already repatriated and continuous actions have been taken in this regard to repatriate the rest.

During the mobile services which were held at Kilinochchi District Secretariat, Mannar Municipal Council Hall organized by Offer capital organization in collaboration with

Regional Consular Office – Jaffna 61 births and 2 deaths were registered and 59 births were registered free of charge.

In addition, Nilamehewara mobile services were held at Jaffna district in collaboration with 15 Divisional secretariats.

5.1.21 Activities of Marine Environment Protection Authority, Jaffna

No	Activities	Expenses	Remarks
01	Improving beaches/bathing sites	83,530.00	Conditions & Quality of Casurina beach has been improved according to the Blue Flag Criteria
02	Water quality monitoring at bathing sites	49,213.00	Completed three sites in each month (Charty, Casurina & Thondamanaru) and also water quality awareness program was carried out in Delft
03	Pollution prevention from fishery harbour	49,773.00	Special beach clean-up was followed in Gurunagar
04	Issuing dumping permits	13,100.00	Field visit to Kayts, Point Pedro, Chaddy
05	Update pollution Degree	81,682.50	Completed in three sample sites of polluted area (Pannai, Kakaithivu & Navanthurai) in each month
06	Awareness Programme for school marine group	37,580.00	Conducted 12 schools in Jaffna for awareness program
07	International coastal clean-up (2018)	68,810.58	Beach clean-up programs were conducted in Kankesanthurai, Gurunagar, Valveddithurai & Delft

5.1.22 Activities of Small Enterprises Development Division

S/NO	HEAD NO	NAME OF THE HEAD	ALLOCATION	BALANCE
1	104-2-7-13-2202	Youth Empowerment Program	1,911,584.00	00.66
2	104-2-7-0-1101	Domestic-Travelling	119,700.00	595.64

3	104-2-7-0-1201	Stationery & Office Requisites	61,000.00	00.00
4	104-2-7-0-1402	Postal & Communication	99,000.00	20,793.63
5	104-2-7-0-1403	Electricity & Water	60,000.00	18,710.15
6	104-2-7-0-1409	Others	47,000.00	0.00
Total			2,298,284.00	40,100.08

Project Title - General Program

S. No	Program Title	Expenditure
01	Sample Selection Program	4,990.00
02	Finance Coordination Program	8,749.00
03	Post visit Program	7,325.00
04	Packaging Program	23,434.50
05	i. Students Awareness Program	6,390.00
06	ii. Students Awareness Program	6,473.00
07	iii. Students Awareness Program	8,200.00
08	iv. Students Awareness Program	4,600.00
09	Project Visit	17,810.00
10	Technical Program	23,781.00
11	Way to Business	23,757.00
12	EDP Selection I	11,795.70
13	EDP Selection II	12,024.01
14	EDP Selection III	6,812.55
15	EDP Selection IV	6,831.50
16	EDP Selection V	6,865.60
17	EDP Selection Final VI	30,133.60
18	EDP	718,801.45
19	Society Meeting	5,690.00
20	Business Registration program I	6,220.00
21	Business Registration program II	6,860.00

22	Business Registration program III	6,800.00
23	Business Registration program IV	5,790.00
24.	Business Registration program V	7,100.00
25	Business Registration program VI	8,670.00
26.	Business Registration program VII	20,335.00
27.	Sample Selection	7,300.00
28.	Exhibition	653,783.23
29.	Business plan Preparation (EDP Participants)	108,902.85
30.	Administration Fees	18,000.00
Total		1,784,224.99

Sed Salon Program

S. No	Program Title	Expenditure
01	Beautician Standardization Program	12,970.00
02	Beautician Society Meeting	6,600.00
03	Beautician Technical Program	6,100.00
Total		25,670.00

Swashakthy Programme

S. No	Program Title	Expenditure
01	Post visit Program	11,938.00
02	Post visit Program	13,430.00
Total		25,368.00

Thurunudiriya Programme

No	Program Title	Expenditure
01	Business Plan Preparation I	11,607.40
02	Business Plan Preparation II	19,015.65
03	Business Plan Preparation III	19,015.65
04	Business Plan Preparation IV	26,681.65
Total		76,320.35



All Program Expenditure

S. No	Program Title	Expenditure			
			04	Thurunudiriya Program	76,320.35
01	General Program	1,766,224.99	05	Administration Fees	18,000.00
02	Sed Salon Program	25,670.00	Total		1,911,583.34
03	Swashakthy Program	25368.00			

5.2 Progress of Social Services and Cultural

5.2.1 Activities of Cultural and Religious

Department of Cultural Affairs – Central Government

No	Programme	Department / ministry	Allocation	Expenditure
1.	State kalapooshanam Awards	Cultural Affairs	-	-
2.	State Photography Awards	Cultural Affairs	-	-
3.	State Literary Awards	Cultural Affairs	-	-
4	State Music Awards	Cultural Affairs	-	-
5	State Drama Competition	Cultural Affairs	-	-
6	State Arts Festival for the Disabilities persons	Cultural Affairs	-	-
7	National Arts Literary Competition	Cultural Affairs	705,000.00	705000.00
8	RasawindanaProgramme	Cultural Affairs	-	-
9	SakiththiyaRatna Awards	Cultural Affairs	-	-
10	State Dance and Ballet Awards	Cultural Affairs	-	-
11	State Children's Drama Competition	Cultural Affairs	-	-
12	State Children Arts Competition	Cultural Affairs	-	-
13	Assistance to Needy Artists	Cultural Affairs	140,000.00	140,000.00
14	Dolosmahepahana Programme		308,000.00	308,000.00
15	Jathika Kala Prasadini Cultural Exhibition	Cultural Affairs	-	-
16	Puthiyamalai Book Sale	Cultural Affairs	-	15,000.00
17	KalakaruSuwadam Programme	Cultural Affairs	420,000.00	420,000.00
18	Sarvamatha Work	Cultural Affairs	-	-
19	District Cultural clinic and camping	Cultural Affairs	-	-
20	Natürliches Wellness-Programme		-	-
21	Cultural board of Authority		-	136,000.00
22	Welcome and get the blessings for the year		10,000.00	10,000.00



23	Banner of Funeral		-	-
24	Special drama work shop		-	-
25	Photo trainer Workshop		-	-
26	Yoga Workshop		-	-
27	Jaffna cultural authority inaugurated		46,790.00	46,790.00
28	Construction of cultural Centre	Cultural ministry	31,566,226.00	31,566,226.00

Department of Cultural Affairs - Northern Province

No	Programme	Department / ministry	Allocation	Expenditure
01	District Ural Festival	Cultural Affairs - NP	200,000.00	199,150.00
02	Arts Completion	Cultural Affairs - NP	30,000.00	30,000.00
03	Adippirappu Festival	Cultural Affairs - NP	25,000.00	25,000.00
04	Kooththu Festival	Cultural Affairs - NP	-	-
05	Kooththu Artist Workshop	Cultural Affairs - NP	-	-

5.2.2 Activities of District Child Development Committee Unit

Compilation Report of Child and women development Unit of 2018

No	Implemented Programmes (other ministry)	Name of the Ministry	No of Programmes	Value (Rs)
1	School child protection committee reform and vulnerable children education kit distribution	National Child Protection Authority	18	54,000.00
2	Prevention of Child Labour awareness program to police officers	National Child Protection Authority	1	50,000.00
3	Prevention of teenage pregnancy, teenage married & parenting skill development awareness program to Health Offices (PHI,PHM) and pregnancy mothers	Ministry of Women & child Affairs	4	50,000.00
4	Children home monitoring program	National Child Protection Authority	10	50,375.95
5	International Children day celebration program	National Child Protection Authority	1	98,500.00
6	Monthly progress review coordination meeting	National Child Protection Authority	4	13,500.00
7	20,000 payment for pregnant mothers	Ministry of Women & child Affairs	1	146,602,000.00

8	Morning meals programme for preschool children	Ministry of Women & child Affairs	1	14,253,856.00
9	Awareness& Training programme on early childhood care & Development	Ministry of Women & child Affairs	5	888,020.50
10	"Kapakaru Deguru " Monthly payment for Children	Dept. of Probation and child care services	82	243,000.00
11	Divisional monitoring committee-meeting	Dept. of Probation and child care services	14	140,000.00
12	Model Villages programme	Dept. of Probation and child care services	14	45,000.00
13	Educational Equipment for Students	Dept. of Probation and child care services	14	90,000.00
14	Children's day Programme	Dept. of Probation and child care services	16	55,000.00
15	Divisional Children council	Dept. of Probation and child care services	17	140,000.00
16	Medical Aids for children	Dept. of Probation and child care services	23	145,000.00
17	Twins Payments	Dept. of Probation and child care services	21	105,000.00
18	Divisional Children council	Dept. of Probation and child care services	14	70,000.00
19	Volunteer Training programme for Child clubs	Dept. of Probation and child care services	14	80,000.00
20	Educational Equipment for Students	Dept. of Probation and child care services	14	84,000.00
21	Art Paining in Schools	Dept. of Probation and child care services	14	140,000.00
22	First Aid programme	Dept. of Probation and child care services	14	84,000.00
23	Awareness Programme for Child protection	Dept. of Probation and child care services	15	90,000.00
24	Care plan implementation	Dept. of Probation and child care services	4	697,016.12
25	Counselling Programme For Divisional Level	Ministry Of Primary Industries and Social Empowerment	7	327,875.00
26	Monthly District coordination Meeting	Ministry Of Primary Industries and Social Empowerment	12	156,000.00
27	Sumithuru Gammana	Women's Bureau Of Sri Lanka	2	80,000. 00
28	A yovun wasanthayata Aruthbara Hetak programme	Women's Bureau Of Sri Lanka	3	187,500.00
29	Income Generation Programme	Women's Bureau Of Sri Lanka	2	34,000.00



30	Diriya Menpetha programme	Women's Bureau Of Sri Lanka	5	671,730.00
31	Strengthening the women's organization network	Women's Bureau Of Sri Lanka	1	5,000.00
32	Providing Provision for project coir product	Women's Bureau Of Sri Lanka	1	198,500.00
33	Payment of Provisions for district progress meeting	Women's Bureau Of Sri Lanka	1	14,175.00
34	Self -employment opportunities for female Heads of House holds	Women's Bureau Of Sri Lanka	2	530,000.00
35	Awareness of women and girls about abuse and unsafe condition	Women's Bureau Of Sri Lanka	1	20,000.00
36	Providing provision for conducting exhibition & awareness	Women's Bureau Of Sri Lanka	1	82,005.00
37	Providing provisions for counselling service programme	Women's Bureau Of Sri Lanka	13	310,000.00
38	Providing Provision for the identifying training for officers	Women's Bureau Of Sri Lanka	1	14,175.00
39	Coordinating of needs assessment workshop	Women's Bureau Of Sri Lanka	1	30,940.00
40	Strengthening the Referral system SGBV	Women's Bureau Of Sri Lanka	1	58,322.00
41	Distribution of sales Stalls for district women federation	Women's Bureau Of Sri Lanka	1	125,000.00
42	conductingLively hood project programme in safe house	Women's Bureau Of Sri Lanka	1	141,980.00
43	Safe house maintenance at active level Maintenance	Women's Bureau Of Sri Lanka	1	3,556,432.47
44	DCDC Unit Establishment&purchasing furniture	Women's Bureau Of Sri Lanka	1	811,450.00

5.2.3 Activities of Social Security Board

This Board was established in the year 1996 number 17 special rule of parliament. The main scope of this board to provide the elders security of non-government sector employees from 60 years old.

Although this Board was started 1996 from 2006 this board was extended in Jaffna district.

Although this board introduced a new project called "Arasawa" (Project for below 18 years old) on 01.10.2014 from 2015 this project was extended in Jaffna.

The following benefits are provided by the Board to the beneficiaries.

- Monthly pension to the beneficiaries from 60 years old.
- Disability payment.
- Death gratuity
- Widow pension
- Education benefit (Grade-5 Scholarship benefit, O/L Exam benefit, University Entrance benefit)

Performance Summary of Sri Lanka Social Security Board year ended 2018

No	Particulars	Up To 01.01.2018	2018
01	No of New Enrolments	53,685	6,411
02	Members Receiving Pension	3,673	325
03	Death Gratuity	86	02

04	Disability Benefit	37	00
05	Scholarship Benefit (Year 05)	128	73
06	O/L Payment	216	171

Now a Days Number of Pensioners is Continuously Increasing and we are Establishing Pensioners Societies for them.

5.2.4 Activities of Social Services

Details of the payment for the disables

	Delft	Velanai	Kayts	Karainagar	Jaffna	Nallur	Sandilipay	Chankanai	Uduvil	Tellipalai	Kopay	Chavakachcheri	Karaveddy	Point Pedro	Maruthankerny	Total
No of Beneficiaries got the Rs 3000 payment 2018	80	101	90	82	103	191	123	167	102	133	196	313	131	99	140	2,051
No of Person in waiting list scheduled for Rs 3000 in 2018	3	167	49	70	324	490	412	235	304	319	843	873	350	433	157	5,029
No of Beneficiaries got the Self Employment Payment 2018	1							2					4		8	15
No of Person in waiting list scheduled for Self Employment Payment in 2018	2				1		12	12			1				6	34
No of Beneficiaries got the Single Parent Payment 2018				1		1		17			2		25	1	15	62
No of Person in waiting list scheduled for Single Parent Payment in 2018	1			5		10	14	10			2		59	2	4	107



No of Beneficiaries got the Education Equipment Payment 2018		4	2		6	1		13	5		2	7	4	5	2	51
No of Person in waiting list scheduled for Education Equipment Payment in 2018	4	8	20	1		7	40	8			44	10	15	12	4	173
No of Person in waiting list scheduled for Deaf Identity Card 2018	1								1		5					7
No of Disables got the Deaf Identity Card 2018	1					1			1		10		4		4	21

Monthly Allowance of Rs.2000 for Senior citizen over 70 years Details of Beneficiaries - 2018

No	Divisional Secretariats	Beneficiaries											
		Jan	Feb	Mar	Apr	May	June	July	Aug	Sep	Oct	Nov	Dec
1	Delft	154	154	154	179	179	179	179	179	179	179	179	179
2	Velanai	681	680	679	728	724	719	716	715	715	714	714	711
3	Kayts	428	429	429	459	459	459	459	459	459	457	457	458
4	Kaarainagar	418	418	418	458	458	458	458	458	458	459	459	458
5	Jaffna	1014	1014	1015	1189	1188	1189	1188	1186	1181	1180	1180	1179
6	Nallur	1751	1751	1750	1942	1945	1947	1943	1946	1947	1948	1948	1949
7	Sandilipay	1700	1701	1701	1824	1825	1824	1824	1823	1825	1827	1827	1827
8	Chankaanai	1692	1691	1692	1745	1745	1745	1744	1745	1745	1744	1744	1745
9	Uduvil	1296	1295	1294	1473	1474	1476	1475	1474	1472	1470	1470	1470
10	Thelippalai	1337	1339	1342	1540	1540	1541	1542	1543	1546	1545	1545	1545
11	Kopay	2185	2185	2184	2487	2488	2488	2488	2488	2487	2487	2487	2488
12	Chavakachcheri	2468	2467	2465	2544	2544	2544	2543	2543	2543	2542	2543	2543
13	Karaveddy	1453	1454	1455	1470	1471	1471	1471	1471	1472	1473	1473	1473
14	Point pedro	1258	1257	1257	1439	1437	1437	1437	1437	1436	1437	1436	1437
15	Maruthankerny	431	431	431	467	467	467	467	467	467	467	467	467
	Total	18266	18266	18266	19944	19944	19944	19934	19934	19932	19929	19929	19929



5.2.5 Activities of Sports Development Branch

- District Sports Officer 01
- Coaches 06
- Sports Officers 15+01
(Divisional & District Secretariat)

Registered Club Details 2018

S.No	Name of Division	Number of Resisted Club
01	Jaffna	17
02	Nallur	18
03	Kopay	47
04	Karaveddy	39
05	Point pedro	25
06	Chavakachcheri	49
07	Chankanai	17
08	Sandilipay	20
09	Tellippalai	32
10	Uduvil	32
11	Velanai	18
12	Kayts	08
13	Maruthankerni	21
14	Delft	08
15	Karainagar	14
	Total	365

Jaffna District National Level Sports

Achievement -2018

National Sports Festival Results

S. No	Name of Players	Name of Games & Events	Wining Place (Medal)
01	V. Arshika	Weight Lifting	Gold (New Sri Lanka Record)
02	P.Nilogini	Weight Lifting	Bronze
03	B. MeryLakshika	Weight Lifting	Bronze
04	K.Kesajini	Carom - Singles	Bronze

05	R.Baratharani	Carom - Doubles	Bronze
06	E. Dishanthy	Carom - Doubles	Bronze
07	C.Herina	Pole Vault	Silver
08	A.Puvitharan	Pole Vault	Silver
09	M.Niroshan	Body Building	Silver
10	K. Prashanthiny	Boxing	Silver
11	P.Thanusuyanthini	Cycle	Silver
12	K.Kesajini	Carom Team	Bronze
13	R.Baratharani	Carom Team	Bronze
14	E.Dishanthy	Carom Team	Bronze
15	L.Thusajini	Carom Team	Bronze
16	S.Vojana	Carom Team	Bronze
17	S.Dilani	Cricket Team	Bronze
18	S.Sobika	Cricket Team	Bronze
19	B.Rajitha	Cricket Team	Bronze
20	S.Subarna	Cricket Team	Bronze
21	M.Ninthusu	Cricket Team	Bronze
22	R.Kalaimathy	Cricket Team	Bronze
23	J.Thenusu	Cricket Team	Bronze
24	P.Kamalene Mills	Basket Ball	Silver
25	N.Sivanuja	Basket Ball	Silver
26	P.Shanuja	Basket Ball	Silver
27	J.K.Venitta	Basket Ball	Silver
28	S.Subarna	Basket Ball	Silver
29	T.M.J.M.HepzibahSherin Sheromey	Basket Ball	Silver
30	J.P.JovitaDishani	Basket Ball	Silver



31	G.MaryMalathika	Basket Ball	Silver
32	W.C.Epciba	Basket Ball	Silver
33	K.Thamilarasi	Basket Ball	Silver
34	P.Keerthana	Basket Ball	Silver
35	A.Tharsika	Basket Ball	Silver
36	S.Vaheesan	Basket Ball	Bronze
37	R.Prasathman	Basket Ball	Bronze
38	R.Thuvarakan	Basket Ball	Bronze
39	V.Thayalan	Basket Ball	Bronze
40	B.Saseenthiran	Basket Ball	Bronze
41	E.Kishanth	Basket Ball	Bronze
42	T.Harsan	Basket Ball	Bronze
43	A.Y.AntonJovanathan	Basket Ball	Bronze
44	T.Venujan	Basket Ball	Bronze
45	S.Jagatheeswaran	Basket Ball	Bronze
46	B.Manchuthan	Basket Ball	Bronze
47	Y.Simron	Basket Ball	Bronze

12	Cricket (Women)	Champion
13	Elle (Men)	Champion
14	Elle (Women)	Champion
15	Football (Men)	Runner-up
16	Football (Women)	Runner-up
17	Hockey (Men)	Champion
18	Hockey (Women)	Champion
19	Kabaddi (Men)	Champion
20	Kabaddi (Women)	Champion
21	Karate (Men)	Runner-up
22	Karate (Women)	Champion
23	Netball (Women)	Champion
24	Table Tennis (Men)	Champion
25	Table Tennis (Women)	Champion
26	Taekwondo (Men)	Runner-up
27	Volleyball (Men)	Champion
28	Volleyball (Women)	2 nd Runner-up
29	Weight Lifting (Men)	Champion
30	Weight Lifting (Women)	Champion
31	Wresting (Men)	Champion
32	Chess (Men)	Champion
33	Chess (Women)	Champion
34	Carom (Men)	Champion
35	Carom (Women)	Champion

Jaffna District Provincial Level Sports Achievement - 2018

Provincial Sports Festival Results

S.No	Name of Games & Events	Wining Place
01	Athletic (Men)	Champion
02	Athletic (Women)	Runner-up
03	Badminton (Men)	Champion
04	Badminton (Women)	Champion
05	Basketball (Men)	Champion
06	Basketball (Women)	Champion
07	Beach Kabaddi (Men)	Runner-up
08	Beach Kabaddi (Women)	Runner-up
09	Beach Volleyball (Men)	Champion
10	Beach Volleyball (Women)	Champion
11	Cycle (Men)	Champion





10 Men and women participants of the Jaffna District shine in the International Level Sports Competition in 2018

The SriLanka National Teams were represented and 10 men, women participants from the Jaffna District participated in the International Sports competitions in 2018 and they gained the victory. And also they proved their talent. They gave proud to our country. They showed their talents in the Basketball, Netball, Soccer and Athletics. We warmly wishing and appreciate them on behalf of District Secretariat, Jaffna.



Inter National Competitions 2018

Full Name	Games Events	Name of Competition	Division	Place	Performance
 Y. Simron	Basketball	FIBA U-18 Asian Championships-2018 SABA Qualifier in Dhaka Bangladesh	Kopay	4 th	Participated
	Basketball	FIBA U-18 3X3 Asia Cup--2018 in Siberia	Kopay	First (Gold)	Participated
 S. Vaheesan	Basketball	FIBA Asia Cup-2021 Pre. Qualifier 2nd Round	Nallur	Bronze	Participated
	Basketball	FIBA Asia Cup-2021 Pre. Qualifier Championships	Nallur	Bronze	Participated
 S. Piragasraj	Discus Throw	South Asian Junior Athletic Championship -2018	Point Pedro	4 th	44.11m
 S. Tharjini	Netball	Asian Netball Championships-2018	Uduvil	Gold	Team Champion

Full Name	Games Events	Name of Competition	Division	Place	Performance
 S.Elilenthini	Netball	Asian Netball Championships-2018	Jaffna	Gold	Team Champion
 M.Nitharsan	Football	SAFF Suzuki Cup-2018	Jaffna	Participated for SL Team	
	Football	FIFA Inter National Competition	Jaffna	Participated for SL Team	
 S.Jude Suban	Football	South Asian Football Championships- 2018	Tellippalai	Participated for SL Team	
 J.Jethunsiya	Football	AFC Under-16 Women Championships-2018	Tellippalai	Participated for SL Team	
	Football	AFC Under-15 Women Championships-2018	Tellippalai	Participated for SL Team	

Full Name	Games Events	Name of Competition	Division	Performance
 U.Jekitha	Football	AFC Under-16 Women Championships-2018	Tellippalai	Participated for SL Team
	Football	AFC Under-15 Women Championships-2018	Tellippalai	Participated for SL Team
 S.Thavapriya	Football	AFC Under-16 Women Championships-2018	Tellippalai	Participated for SL-Team
	Football	AFC Under-15 Women Championships-2018	Tellippalai	Participated for SL-Team

15 Medals to the Jaffna District in the 44th National Sports Festival

The finals and prize giving of the 44th National Sports Festival was held at General Sport Complex, Polonnaruwa District on 10th – 14th of October 2018. Northern Province had got 23 medals in this Sports Festival Events. In these the participants who are represented from Jaffna District was gained 15 medals including 02 Gold, 07 Silver and 06 Bronze. Especially, excellent thing that, the number of silver medals of this year has been increased than last year results.


Special thing is that, it has been gained the medals in the 04 kinds of Group events as

Basketball for men & women, cricket for women and carom for men and 11 kinds of individual events as weight lifting, body building, carom single and doubles, cycle for women and Pole vault for men & women.

Especially that, VijayabaskarArshika has won the triple medals in the weight lifting triple kinds as Snatch, Clean and jerk and total weight also made Sri Lankan Records in these three events. She shown her extremes skills and appreciated by many of all. It has been increased in the result as mentionable in the District level. It is being proved by the recent result of the sports.


44th National Sports Festival 2018 Medal Winners

Name	Games Events	Place
 V.Arshika	Weight Lifting	Gold Sri Lankan 03 New Records


 P.Nilogini	Weight Lifting	Bronze
---	----------------	--------

 E.Dishanthi	Carom Doubles	Bronze
---	---------------	--------

 J.Mary Laksikka	Weight Lifting	Bronze
---	----------------	--------


Name	Games Events	Place
 K.Kesajini	Carom Singles	Bronze

 R.Baratharani	Carom Doubles	Bronze
---	---------------	--------

 C.Herina	Pole Vault	Silver
---	------------	--------

 A.Puvitharan	Pole Vault	Silver
---	------------	--------

Name	Games Events	Place
 K.Pirashanthiny	Boxing	Silver
 M.Niroshan	Body Bulling	Silver

Name	Games Events	Place
 B.Thanusujanthini	Cycle	Silver

**44th National Sports Festival -2018
Carom (Women) Bronze Medal Winners**



**44th National Sports Festival -2018
Basketball (Men) Bronze Medal Winners**



**44th National Sports Festival -2018
Basketball (Women) Silver Medal Winners**



44th National Sports Festival -2018 Cricket (Women) Bronze Medal Winners



5.3 Progress of Development Activities

5.3.1 Activities of Department of Industries

In 2018 the following Activities were carried out by the Department of Industries, Jaffna.

❖ Hand loom Production & Training

- Handloom Production was carried out by 23 weavers in 9 Handloom Centers in this year. Total handloom production of Rs 1,299,577.39 and Sales of Rs 1,823,571.12



- 23 Trainees have completed their 6 months training in 9 Handloom Centers. Amount of Rs 200.00 was given per day for trainees as incentive money.



❖ **Traditional Small Industry Trainings (Coir and pottery Training)**

➤ 05 trainees have completed 6 months Pottery training in Chankanai Divisional Secretariat. Amount of Rs 200.00 was given per day for trainees as incentive money.



➤ 33 trainees have completed 3 months coir training in Nallur, Chavakachcheri Divisional Secretariats. Amount of Rs 200.00 was given per day for trainees as incentive money.



❖ **Skill Development Training**

➤ 18 trainees have completed 3 months house wiring training in Uduvil Divisional Secretariat. Amount of Rs 200.00 was given per day for trainees as incentive money.



❖ **Technology Transfer Training**

The following Technology Transfer Programmes were conducted in 2018 with the expenditure of Rs 1,210,932.00.



No	Technology Transfer Training	No of Trainings provided
01	Saree blouse cutting Training	14
02	Liquid Detergent Training	03
03	Sawing Machine Repairing Training	10
04	Palmyra Leaf Handicraft Training	05
05	Jewellery Making Training Programme	02
06	Makeup Training Programme	02
07	Cake Icing Training Programme	05
08	School uniform Cutting Training Programme	04
09	Embroidery Training Programme	02
10	Coconut shell Handicraft product Training Programme	01
11	Pappada Product Training	01
12	Wiper Product Training	01
Total		50 Training 980 Beneficiaries

Thellipalai and Chavakachcheri Divisional Secretariat Divisions by local producers. Total sales income of Rs 1,176,387.00.



➤ North Province Education Department's furniture was repaired by carpentry school, Jaffna and Sandilipay. Total value of Rupees 4,915,753.56.



❖ Other activities

➤ Equipment were provided to 396 beneficiaries from the reserved fund of CBG Members. Cost of Rs 10.38 Million for developing their self-employment.

➤ Workshop related to production design was conducted by the National Craft council's experts for the handicraftsmen.



➤ New Year market was conducted in Karaveddy, Jaffna, Nallur, Karainagar, Uduvil, Pointpedro, Maruthankeney, Chankanai, Sandilipay, Kopay, Kayts,



➤ Equipment was provided to 23 beneficiaries from PSDG fund with the 50% of

contribution of their own fund for developing their industries. The Department's contribution was Rs 10.38 million.



❖ Exhibition

- Jaffna district won 24 first places, 23 second places, 22 third places and 73 consolation prizes in the Provincial level Industrial Exhibition Competition for handicraft sector and 11 first places, 09 second places, 12 third places and 12 consolation prizes for Handloom sector.



- Jaffna district won 1 First place, 3 second places, 5 third places and 29 consolation prizes in the participation of Shilpa National Exhibition in 2018 which was held in Bandaranayka Memorial hall, Colombo.



- ❖ Small Industries Production Centre was constructed in Velanai Divisional Secretariat Division, Punkuduthivu.
- ❖ Carpentry Centre is being constructed at Kachchai Area.
- ❖ Power loom is being constructed at Point Pedro DS Division.
- ❖ Weaving Centre Repairs
 - Pannakam weaving center was repaired for the amount of Rs 260,000.00.
 - Kachchai Coir Centre was repaired for the amount of Rs 4,500,000.00.

Summary of the Implemented Projects for the year 2018 Department of Industries

S. No	Source of Fund	Number of Programmes	Allocation of fund in Mn	Expenditure up to 31.12.2018(in Mn)
1	PSDG Work Project	8	24.6	7.34
2	Recurrent Fund	6	2.892	2.892
3	CBG Work Project	1	10.761	10.761
Total		15	38.253	20.993

5.3.2 Activities of Rural Development Office

Registration of Societies

Total No. of societies in Jaffna district	777
Rural Development Societies	363
Women Rural Development Societies	414

Registered Societies in 2018

Rural Development Societies	06
Women Rural Development Societies	06

➤ NVQ Level IV Certificate Course (Rs. 0.48Mn)

NVQ Level IV certificate course was conducted in Point Pedro Women Development Center. The course has 6 months course work and 6 months on job training. 20 Trainees have trained in one batch and

two batches have released per annum.

➤ Women Development Centers (Rs.6.72Mn)

280 most vulnerable women were trained for Diploma in Home Science & Beauty culture through Women Development Centers (WDC) in 14 DS divisions and after the general examination, grading certificate were given. Exhibition was conducted in every WDC after the completion of Diploma courses and the winners were honored. After that District level exhibition was conducted for the winners of all WDCsin the district level and certificates, prices were awarded.



➤ **Provincial Specific Development Grant (Rs. 5.50Mn)**

Society infrastructure facilities, renovations and projects for income generation were implemented (Rs. 5.50Mn)



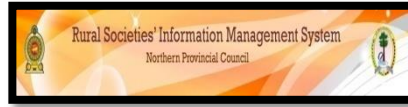
➤ **Criteria Based Grant (Rs.0.45Mn)**

The projects for revolving loan, furniture, power supply, education activities and uplifting of livelihood of the societies.

➤ **E-Government**

The District Rural Development Office has

joined in e-government system since 2017



➤ **Other activities**

• Pre-schools and evening classes were conducted by Rural & Women Rural development societies to improve children's education.

• Health and First aid workshops were conducted to the trainees of women development centers and members of Societies.

• 'Shiramadhan' was conducted in temples, common buildings, Pre-Schools, roads and canal by members of Rural & Women Rural development societies

• Traditional sports meets, Women day and other religious festivals were celebrated through WRDSs to keep religion, tradition and culture.

• Livelihood activities initiate through revolving loan activities among the society members in 299 Societies.

• Contract works have done by the societies less than 2.0 Mn of contract work.

General cost 2018

	Work Description	Amount (Rs.)
1	News Paper	5,700.00
2	Postage	8,460.00
3	Telephone	41,829.94
4	Electricity	29,482.31
	Total	85,472.25

Carder Details – 2018

No.	Office	RDO	DO	Needle Work Demo	Total	Note
1	Delft	1	0	1	2	
2	Velanai	1	1	1	3	
3	Kayts	1	1	1	3	
4	Karainagar	1	1	1	3	
5	Jaffna	1	1	1	3	
6	Nallur	1	1	1	3	
7	Sandilipay	1	1	1	3	
8	Chankanai	1	1	1	3	
9	Uduvil	1	1	1	3	
10	Tellipalai	1	1	1	3	
11	Kopay	1	1	1	3	
12	Chavakachcheri	1	1	1	3	
13	Karaveddy	1	2	1	4	
14	Point Pedro	1	2	1	4	
15	Maruthankerny	1	2	1	4	
16	District Rural Development Office	01*	5	0	6	*District Officer
		16	22	15	53	

RDO- Rural Development Officer

DO-Development Officer

Demo - Demonstrator

Details of Registered RDS & WRDS - 2018

No	DS Division	No of GN Division	Number of Villages	Registered No. of Societies		
				RDS	WRDS	Total
1	Delft	6	15	6	6	12

2	Velanai	30	73	26	20	46
3	Kayts	15	54	13	15	28
4	Karainagar	9	87	16	10	26
5	Jaffna	28	52	12	37	49
6	Nallur	40	58	17	28	45
7	Sandilipay	28	74	23	26	49
8	Chankanai	25	75	23	22	45
9	Uduvil	30	147	20	19	39
10	Tellipalai	45	160	48	26	74
11	Kopay	31	111	34	38	72
12	Chavakachcheri	60	142	52	64	116
13	Karaveddy	36	175	27	37	64
14	Point Pedro	35	130	22	43	65
15	Maruthankerny	18	44	24	23	47
	Total	436	1397	363	414	777

5.3.3 Activities of Samurdhi Department

➤ Payment of Samurdhi Assistance

Poor families have been selected and classified as per the number of family members in Jaffna District and Samurdhi Assistance payment is being paid. This project has been implementing from 2005. Since 2005 – 2012 March Samurdhi Assistance payment had been paid as goods & cash through stamp. But this payment is being paid as cash under the new scheme through Samurdhi Banks from 2012 April.

Details of Samurdhi Assistant Payment

No	Category of Payment	Nos
01	3,500.00	31,001
02	2,500.00	9,114
03	1,500.00	13,167
04	420.00	1
	Total	53,283



No	Details	Expenditure (mn)
01	Samurdhi Assistant Payment (January - December)	1,571.91

➤ Payment of Social Security Fund

This is an additional payment to the Samurdhibeneficiary family. This Programme is implemented in Jaffna District since 2006. Payment detail for 2018as follows.

No	Detail	Rate	Nos	Expenditure (mn)
01	Birth	7,500.00	600	4.26
02	Illness (Between 5-30 Days)	250.00	3,542	9.03
03	Marriage	7,500.00	1,942	14.57
04	Death	15,000.00	1,153	17.30
05	Siphthora Scholarship	1,500.00	902	15.81
Total			8,139	60.96

➤ Payment of Housing Lottery

This is also an additional payment to the Samurdhibeneficiary family. This Programme is implemented in Jaffna District since 2005. In 2018, 177 families were selected for this programme.

No	Rate	Nos	Expenditure (mn)
01	200,000.00	177	35.40

➤ Livelihood Revolving Fund Projects

Under these projects, 50% of funds from projects that were implemented from 2007 –

2018 were recovered from beneficiaries and deposited at revolving funds which are used for this project since 2008. The maximum Rs.1,000,000.00 is being granted in this scheme. Thus, revolving fund projects has been implemented in 2018 also. Details as follows.

No	Project	No.of Projects	Amount (mn)
1	Agriculture	119	10.55
2	Animal Husbandry	333	24.36
3	Fisheries	131	10.14
4	Industries	123	10.11
5	Marketing	145	12.60
Total		851	67.76

➤ Empowerment Project for Samurdhi Assistance Families

In 2018, Dept. of Samurdhi Development has allocated Rs.17.73Mn to implement the Livelihood Development projects. 416 Projects have been implemented from this fund.

No	Project	No.of Projects	Amount (mn)
1	Agriculture	106	4.53
2	Animal Husbandry	113	4.92
3	Fisheries	37	1.67
4	Industries	137	5.76
5	Training Programme	23	0.72
Total		416	17.60



Animal Husbandry Project – Katys



Providing the Industrial Equipments - Kopay



Mobile Cart – Karainagar



Store - Sandilipay

➤ **Entrepreneur Development Projects**

Dept. of Samurdhi Development has allocated Rs.5.86 Mn to implement the Entrepreneur Development projects in 2018. There are 129 projects have been implemented From this fund.

No	Project	No.of Projects	Amount (mn)
1	Stores	14	0.69
2	Mobile cart	6	0.27
3	Sales Promotion	48	2.07
4	Training Programmes	33	1.33
5	Empowerment of Entrepreneur Society	26	0.62
6	Exhibition	1	0.26
7	Instant food producing training	1	0.31
	Total	129	5.55

➤ **Production Model Village programme**

The selected products have been upgraded to the particular village under the model village programme. Two villages have been selected and implemented the projects in 2018.

No	D.S.Division	Village	Production	Amount (mn)
1	Uduvil	Mathaloda i	Door Lock Production	1.77
2	Kopay	Pokkanai	Grass Mat Production	2.46
Total				4.24



Uduvil



Kopay



Big Onion Cultivation – Nallur

➤ **Special Project**

Dept. of Samurdhi Development has been allocated 10.00 mn to implement the Special Projects. From this fund assistance was given to 129 Families.

	Project	No.of Projects	Amount (Mn)
01	Big Onion Cultivation	21	0.86
02	Chille Cultivation	108	2.23
Total		129	3.09

➤ **Home Garden Project**

3.91 Mn has been allocated for Home Garden Project. From this fund home garden project was implemented at Samurdhi Beneficiaries/Officers houses and Samurdhi institutions through awareness programme.

No	Project	Nos	Amount (Mn)
1	Awareness Programme	10	0.25
2	Issuing the Seeds Packets	802	0.09
3	Prize Giving	133	0.73
Total		945	1.07



Chile Cultivation – Velanai



Uduvil



Sandilipay

➤ **Thiriyapiyasa Housing Projects**

Dept. of Samurdhi Development has allocated 7.2 mn to implement the Housing projects. From this fund 36 Housing projects have been implemented in 2018.



Before the Construction – Kopay



After the construction – Kopay

➤ **Social Development Projects.**

Dept. of Samurdhi Development has allocated 4.44 mn to implement the Social Development projects in 2018.

No	Project	Amount (Rs.)
1	Anti-smoking awareness Programme	0.30
2	Counselling and job guidance	0.32
3	Memorial days	0.16
4	Children’s Day competition	0.26
5	Green Park Programme	2.72
6	Progress Review Meeting	0.06
Total		3.82







**Anti-Smoking Awareness Programme
Maruthankerney**



Haritha Dyata Programme Delft

5.3.4 Activities of Department of Agriculture

S.No	Project	Progress
1.	<p>Project of promotion of chilly seed production</p> <p>This project was implemented under the financial support of the Presidential Secretariat. Under this project, Chilly seeds, Neem Cake and sprinkler irrigation systems were issued to farmers from Kayts, Chavakachcheri, Kopay and Sandilipay divisional secretariats to promote chilly seed production with 70% subsidy. Total allocation for this project was Rs.0.908 Million.</p> <div style="display: flex; justify-content: space-around;">   </div>	<p>* 27 Nos Sprinkler irrigation systems, 150 Kg Neem cake and 10.6 Kg MI green seeds were issued.</p> <p>* Total Expenditure of this project was Rs.0.908 million.</p>
2.	<p>Project of promotion of Red onion true seed production</p> <p>This project was implemented under the financial support of the Presidential Secretariat. Under this project, Red onion bulbs were issued to farmers from Chankanai and Sandilipay divisional secretariats with 70% subsidy. Total allocation for this project was Rs.0.802 Million.</p> <div style="display: flex; justify-content: space-around;">   </div>	<p>* 4700 Kg Red onion bulbs were issued.</p> <p>* Total Expenditure of this project was Rs.0.802 million.</p>

3. Project of promotion of chilli cultivation

This project was implemented under the financial support of the Presidential Secretariat. Under this project, Chillies seeds, Tarpaulin, Net, Solar pump, Inter cultivator and sprinkler irrigation systems were issued to farmers from Kayts, Chavakachcheri, Kopay, Chankanai, Tellipallai, Uduvil, Pointpedro, Karaveddy, Velanai, Delft and Sandilipay divisional secretariats to promote chilly cultivation with 70% subsidy. Total allocation for this project was Rs.6.813 Million.



* 148 Nos Sprinkler irrigation systems, 17 Kg chilly seeds, 03Nos Solar pump, 25 Nos Intercultivators, 30 pieces net and 30 Nos Tarpaulin were issued.

* Total Expenditure of this project was Rs.6.813 million.

4. Project of Establishment of ecological Agriculture

This project was implemented under the financial support of the Presidential Secretariat. Under this project, Multi chopper, Scissors, cow dung, mammoties, Polythene and shovel were issued to farmers from Chavakachcheri, Kopay, Velanai and Sandilipay divisional secretariats and organic compost sheds were constructed with 50% subsidy. Total allocation for this project was Rs.1.8 Million.



* 06 Nos Multi chopper, 06 Nos Scissors, 618bags cow dung, 12 Nos mammoties, Polythene and 12 Nos shovel were issued and 03 organic compost sheds were constructed.

* Total Expenditure of this project was Rs.1.59 million.

5. Project of Promotion of Red onion and chilly cultivation under sprinkler irrigation system and construction of red onion storage

This project was implemented under the financial support of the Ministry of Agriculture. Under this project, Chilly seeds, Sprinkler irrigation systems and Chilly plants were issued to farmers from 14 divisional secretariats except delft division and onion storage structures were constructed with 50% subsidy. Total allocation for this project was Rs.27.399 Million.



* 90 Kg Chilly seeds, 07 Nos Sprinkler irrigation systems and 50,000 Chilly plants were issued and 404 onion storage structures were constructed.

* Total Expenditure of this project was Rs.26.48 million.

6. Project of Promotion of fruit plant cultivation

This project was implemented under the financial support of the Ministry of Agriculture. Under this project, Farmers were encouraged in 12 Divisional Secretariat except Jaffna, Nallur and Delft divisions for fruit plants cultivation. Total allocation for this project was Rs.2 Million.



* 1118 TOM EJC mango plants, 790 Jack, 4000 Lime, 6745 Papaw and 1000 Pomegranate were issued.

* Total Expenditure of this project was Rs.2 million.

7.

Project of Increase productivity by promoting the farm mechanization in Jaffna district

This project was implemented under the financial support of the Ministry of Agriculture. Under this project, Inter cultivator, Solar pump, Multi chopper, Water pump, Power sprayer, Knapsack sprayer and Brush cutter were issued to 612 farmers from all divisional secretariats. Total allocation for this project was Rs.29.5 Million.



* 13 Inter cultivator, 01 Solar pump, 05 Multi chopper, 402 Water pump, 286 Power sprayer, 275 Knapsack sprayer and 30 Brush cutter were issued

* Total Expenditure of this project was Rs.7.46 million.

8.

Project of Promotion of export oriented banana cultivation in Jaffna District.




This project was implemented under the financial support of the Ministry of Agriculture. Under this project, Cavendish banana suckers were issued to 163 farmers from Karaveddy, Velanai, Chankanai, Kopay, Tellipallai, Uduvil, Sandilipay and Chavakachcheri divisional secretariats. Total allocation for this project was Rs.4.025 Million.






* 35,530 Cavendish banana suckers were issued

* Total Expenditure of this project was Rs.4.025 million.

<p>9.</p>	<p>Project of Promotion of Potato cultivation.</p> <p>This project was implemented under the financial support of the Ministry of Agriculture. Under this project, 1327 beneficiaries from Chankanai, Sandilipay, Velanai, Tellipallai, Kopay, Uduvil and Nallur divisional secretariats were encouraged to cultivate potato. Total allocation for this project was Rs.29.133 Million.</p> 	<p>* 172.7 Mt seed potato was issued with 50% subsidy.</p> <p>* Total Expenditure of this project was Rs.28.91 million.</p>
<p>10.</p>	<p>Project of Renovation of Agro wells.</p> <p>This project was implemented under the financial support of the Ministry of Agriculture. Under this project, agro wells were renovated. Total allocation for this project was Rs.23.4 Million.</p> 	<p>* 202 agro wells were renovated.</p> <p>* Total Expenditure of this project was Rs.23.2 million.</p>
<p>11</p>	<p>Project of Establishment of Agro fencing system for High lands</p> <p>This project was implemented under the financial support of the Ministry of Agriculture. Under this project, Agro fencing was made in Karaveddy and Pointpedro divisional secretariats. Total allocation for this project was Rs.1.104 Million.</p> 	<p>* 3.75 Km fencing were made.</p> <p>* Total Expenditure of this project was Rs.1.104 million.</p>

<p>12</p>	<p>Project of Provide Micro irrigation system at Karanavai west division</p> <p>This project was implemented under the financial support of the Ministry of Agriculture. Under this project, Sprinkler irrigation systems & Drip irrigation system were issued. Total allocation for this project was Rs.0.492 Million.</p> 	<p>*22 Sprinkler irrigation systems& 01 Drip irrigation system were issued</p> <p>* Total Expenditure of this project was Rs.0.492 million.</p>
<p>13</p>	<p>Project of Renovation of Agro wells at Karanavai west division</p> <p>This project was implemented under the financial support of the Ministry of Agriculture. Under this project, agro wells were renovated. Total allocation for this project was Rs.2.47 Million.</p> 	<p>* 18 agro wells were renovated.</p> <p>* Total Expenditure of this project was Rs.2.47 million.</p>
<p>14</p>	<p>Project ofPromotion of mushroom cultivation</p> <p>This project was implemented under the financial support of the Ministry of Agriculture. Under this project, 10 beneficiaries from Chankanai divisional secretariats were encouraged to cultivate mushroom. Total allocation for this project was Rs.0.6657 Million.</p> 	<p>* Inputs for mushroom cultivation were provided</p> <p>* Total Expenditure of this project was Rs.0.654 million.</p>

<p>15</p>	<p>Project of Increase productivity by promoting the farm equipment at Karanavai West</p> <p>This project was implemented under the financial support of the Ministry of Agriculture. Under this project, Water pump and Power sprayer were issued to farmers. Total allocation for this project was Rs.3.327 Million.</p> 	<p>* 62 Water pumps and 44 Power sprayers were issued</p> <p>* Total Expenditure of this project was Rs.0.0784 million.</p>
<p>16</p>	<p>Project of Renovation of Agro Road at Karanavai west</p> <p>This project was implemented under the financial support of the Ministry of Agriculture. Under this project, Agro roads were renovated .Total allocation for this project was Rs.2.374 Million.</p> 	<p>* 1.7Km Agro roads were renovated.</p> <p>* Total Expenditure of this project was Rs.2.043 million.</p>
<p>17</p>	<p>Project of Construction of Red onion storage structure at Karanavai west</p> <p>This project was implemented under the financial support of the Ministry of Agriculture. Under this project, onion storage structures were constructed to beneficiaries with 50% subsidy. Total allocation for this project was Rs.1.24 Million.</p> 	<p>* 21 onion storage structures were constructed.</p> <p>* Total Expenditure of this project was Rs.1.24 million.</p>

5.3.5 Activities of District Planning

Gamperaliya - Rapid Rural Development Programme – 2018

Source of Fund: Ministry of National Policies and Economic Affairs

S. No.	Division	No. of Projects		Total Allocation (Rs. Mn.)	Total Expenditure (Rs. Mn.)	Bill in Hand
		Total	Completed			
1	Karainagar	17	17	20.210	20.108	-
2	Sandilipay	8	8	13.000	12.930	-
3	Chankanai	162	162	76.610	65.866	8.827
4	Uduvil	2	2	3.500	3.482	-
5	Tellippalai	56	56	90.000	86.869	2.680
6	Kopay	70	67	92.000	60.532	28.022
7	Point Pedro	48	47	52.400	51.225	-
8	Maruthankerny	46	46	47.100	46.864	-
9	District Secretariat	-	-	-	1.256	0.693
	Total	409	405	394.820	349.132	40.222

Development Work of Peryapulo Arasady Gnanavairavar Alayam



Reconstruction of Aduvampattu Veethy



Renovation of Playground for Kudaththanai AMTMS School



Gamperaliya – Rapid Rural Development Programme

Development Work of Play Ground for J/Pandateruppu Hindu College



Rural Infrastructure Development Special Programme - 2018

Source of Fund: Ministry of National Policies and Economic Affairs.

S. No.	Division	No. of Projects		Total Allocation (Rs. Mn.)	Total Expenditure (Rs. Mn.)	Bill in Hand
		Total	Completed			
1	Velanai	1	1	1.000	0.994	-
2	Sandilipay	2	2	2.200	2.188	-

3	Chankanai	2	2	2.200	1.775	0.411
4	Uduvil	6	6	6.000	5.970	-
5	Tellippalai	18	18	21.000	18.281	2.613
6	Kopay	6	6	6.000	5.970	-
7	Chavakachcheri	2	2	2.500	2.487	-
8	Karaveddy	9	9	8.000	4.494	3.445
9	Point Pedro	2	1	2.000	0.995	-
10	Maruthankerny	1	1	1.000	0.995	-
11	District Secretariat	-	-	-	0.254	-
	Total	49	48	51.90	44.403	6.469

Renovation of Valvetty Vevil Kaladdy Sri Siththivinar Temple



Supply of Sports equipment for Point Pedro Divisional Federation Youth Clubs



Rural Infrastructure Development Special Programme

Renovation of Piththanai Road



Construction of Parapet Wall for J/Chinmayaparathy Vidyalayam



Decentralized Capital Budget Programme – 2018

Source of Fund: Ministry of National Policies and Economic Affairs

#	Division	No. of Projects		Total Allocation (Rs. Mn.)	Total Expenditure (Rs. Mn.)	Bill in Hand (Rs. In mn)
		Total	Completed			
1	Delft	6	6	0.630	0.620	
2	Velanai	20	20	1.383	1.342	
3	Kayts	10	10	0.775	0.755	
4	Karainagar	37	37	5.540	5.435	
5	Jaffna	21	21	2.394	2.362	
6	Nallur	30	29	3.797	3.541	
7	Sandilipay	43	43	6.210	6.075	

8	Chankanai	61	61	7.836	7.648	
9	Uduvil	60	60	8.250	8.098	
10	Tellippalai	54	54	8.600	8.401	
11	Kopay	40	40	3.244	3.183	
12	Chavakachcheri	48	48	6.335	6.187	
13	Karaveddy	54	54	8.888	7.195	1.467
14	Point Pedro	32	32	4.635	4.460	
15	Maruthankerny	16	16	3.360	3.279	
	Administrative Charge				1.511	
	Total	532	531	71.877	70.092	1.467

Supply of Video Surveillance System for Rehabilitation Organization of the Deaf – Nallur



Supply of Photocopy machine for J/Kulamankal RCTMS - Tellippalai



Decentralized Capital Budget

Supply of Sports Equipment Kovalam Sports Club - Karainagar



Reconstruction of Manipay Hindu College Science Laboratory - Sandilipay



Training in Self Employment – Maruthankerny



Renovation of Children Park at Paruthiadaippu – Kayts



Supply of Multi – Media Unit with Lap top for J/Vaddu Karthikeya vidyalayam - Chankanai



Supply of Furniture for Kannapuram WRDS - Jaffna



Supply of Uniforms for Sun star Sports Club - Velanai



Special Programme on Infrastructure Development- 2018

Source of Fund: Ministry of National Policies and Economic Affairs

S.No	Division	No. of Projects		Total Allocation (Rs. Mn.)	Total Expenditure (Rs. Mn.)	Bill in Hand (Rs. In mn)
		Total	Completed			
	Rehabilitation of Melinchimunai Village Roads - 4.13 Km					
	1. Rehabilitation of Kannaki Amman Road - 0.00 - 0.53 Km					
	2. Rehabilitation of Multi-purpose Building Road – 0.00 - 0.1Km					
	3. Rehabilitation of 1st Cross Road – 0.00 - 0.1Km					
	4. Rehabilitation of Melinchimunai Puthukudiyiruppu Road – 0.00-0.535 Km					
	5. Rehabilitation of Kovil Road 2nd Cross Road – 0.00-0.27 Km					
	6. Rehabilitation of Kovil Road 3rd Cross Road – 0.00-0.24 Km	12	12	93.000	26.590	66.127
	7. Rehabilitation of Kovil Road - 0.21-0.57 Km					
	8. Rehabilitation of Kovil Road 1st Cross Road – 0.00-0.485					
	9. Rehabilitation of 2nd Cross Road – 0.00-0.050 Km					
	10. Rehabilitation of Kovil Back Side Road – 0.00-0.675 Km					
	11. Rehabilitation of Kovil Back Side Road 1st cross Road - 0.00-0.085 Km					
	12. Rehabilitation of Melinchimunai Park Road - 0.70-1.33 Km					
	Total	12	12	93.000	26.590	66.127

Special Programme on Infrastructure Development

Kannagai Amman Road 0.53km



Kovil Road 1st Cross 0.485km



Kovil Road 0.57km



Melinchimunai Puthukudiyiruppu Road 0.535 km



Programme for Development of Religious Centers - 2018

Source of Fund: Ministry of National Policies and Economic Affairs.

No.	Division	No. of Projects		Total Allocation (Rs. Mn.)	Total Expenditure (Rs. Mn.)
		Total	Completed		
1	Chavakachcheri	1	1	0.5000	0.5000
	Total	1	1	0.5000	0.5000

Lagging Region Development Programme – 2018

Source of Fund: Ministry of Youth Affairs, Project Management & Southern Development.

S.N	D. S Division	No. of Projects		Total Allocation (Rs. in mn)	Total Expenditure (Rs. in mn)	Bills in hand (Rs. in mn)
		Total	Completed			
1	Delft	1	1	3.000	2.840	
2	Velanai	1	1	3.500	3.480	
3	Kayts	1	1	5.500	1.010	4.394
4	Karainagar	1	1	3.000	2.990	
5	Jaffna	1	1	1.100	1.100	
6	Nallur	1	1	3.000	1.507	1.038
7	Sandilipay	1	1	3.300	3.270	
8	Chankanai	1	1	3.000	2.800	
9	Tellippalai	1	1	3.500	3.500	
10	Kopay	1	1	3.000	2.980	

11	Chavakachcheri	1	1	3.500	3.480	
12	Karaveddy	1	-	3.500	-	
13	Point Pedro	1	1	3.000	2.980	
14	Maruthankerny	1	1	3.000	2.960	
Administrative Charge					0.130	0.031
Total		14	13	44.900	35.027	5.453

Establishment of Food Processing Centre in Delft - 2018

Source of Fund: State Ministry of National Unity & Co-Existence.

No	Division	No. of Projects		Total Allocation (Rs. Mn.)	Total Expenditure (Rs. Mn.)	Bills in Hand
		Total	Completed			
1	Delft	1	1	19.400	12.778	6.622
Total		1	1	19.400	12.778	6.622

Enterprise Based Village Development Programme - 2018

Source of Fund: State Ministry of National Unity & Co-Existence. (Office for National Unity and Reconciliation)

No	DS Division	No. of Projects		Allocation (Mn)	Total Expenditure (Mn)	Bill in Hand
		Total	Completed			
1	Delft	3	3	7.280	7.280	
2	Velanai	4	4	6.628	6.628	
3	Kayts	3	3	6.830	4.480	2.350
4	Karainagar	4	4	6.280	6.280	
5	Jaffna	1	1	5.790	5.790	
6	Nallur	4	4	6.860	6.860	
7	Sandilipai	3	3	9.980	9.980	
8	Chankanai	6	6	4.890	4.890	
9	Uduvil	2	2	6.730	6.730	
10	Tellippalai	6	6	14.910	13.760	1.150
11	Kopay	3	3	11.780	11.780	
12	Chavakachcheri	5	5	16.520	4.780	11.740
13	Karaveddy	2	2	33.920	29.240	4.680
14	Point Pedro	2	2	4.620	4.620	
15	Maruthankerny	5	5	25.730	25.730	
16	Kopay & Chavakachcheri	5	5	11.730	11.430	0.300
Total		58	58	180.478	160.258	20.220

Reconciliation Focused Economics Empowerment project - 2018

Source of Fund: State Ministry of National Unity & Co-Existence.

No.	Division	No. of Projects		Total Allocation (Rs. Mn.)	Total Expenditure (Rs. Mn.)	Bill in Hand
		Total	Completed			
1	Delft	5	5	21.497	11.056	10.416
2	Velanai	3	3	97.640	62.204	35.436
3	Kayts	4	4	6.162	4.685	1.477
4	Jaffna	3	3	19.463	19.463	0.000
5	Nallur	1	1	0.825	0.825	0.000
6	Sandilipai	6	6	37.174	32.707	4.467
7	Chankanai	3	3	49.003	47.946	1.056
8	Tellippalai	13	13	162.889	141.111	21.767
9	Kopay	4	4	18.000	18.000	0.000
10	Chavakachcheri	8	8	22.377	14.324	8.053
11	Karaveddy	9	9	49.416	29.553	19.864
12	Point Pedro	2	2	21.604	21.604	0.000
13	Maruthankerny	4	4	14.500	14.500	0.000
14	District Secretariat	6	6	48.718	44.601	4.118
Total		71	71	569.268	462.578	106.656

Economic Empowerment project

Construction of Two storied Class room Building at J/Vetharaneeswara GTMS



Araly Marugamoorthy Kovil Veethy



Construction of Cancer Home - Tellippalai



Construction of Veterinary Office - Thenmaradchchi



Reconciliation Focused Economics Empowerment project - 2018

Source of Fund: Ministry of National Integration, Reconciliation and official Languages.

No	Division	No. of Projects		Total Allocation (Rs. Mn.)	Total Expenditure (Rs. Mn.)	Bill in Hand
		Total	Completed			
1	Delft	1	1	0.974	-	0.974
2	Velanai	1	1	1.388	1.387	-
3	Jaffna	1	1	1.000	1.000	-
4	Nallur	1	1	9.850	-	9.850
5	Sandilipay	4	4	19.631	5.524	14.106
6	Chankanai	4	4	6.611	6.519	-
7	Uduvil	1	1	7.900	1.473	6.427
8	Tellippalai	10	10	30.625	25.542	4.573
9	Chavakachcheri	1	1	14.916	-	14.916
10	Karaveddy	15	15	27.771	7.700	20.070
11	Maruthankerny	1	1	1.975	1.975	-
12	District Secretariat	2	2	3.198	0.475	2.723
13	Administrative Charge	-	-	1.221	0.151	1.071
	Total	42	42	127.059	51.746	74.709

Economic Engagement Programme & Integrated Village Development Programme

Reconstruction of Navaly Road 2nd Lane Road at Anaikkodai



Renovation of Agro Wells Vali South West - Sandilipay



Renovation of Pannadavodai Road Balance Work



Construction of Fisherman Resting Shed - Velanai



Grama Shakthi People's Movement Project - 2018

Source of Fund: Presidential Secretariat.

S.No	Division	No. of Projects		Total Allocation (Rs in mn)	Total Actual Expenditure (Rs in mn)	Balance (Rs in mn)
		Total	Completed			
1	Delft	3	3	2.990	2.990	-

2	Kayts	3	3	2.990	2.990	-
3	Velanai	3	3	2.990	2.990	-
4	Karainager	3	3	2.990	2.990	-
5	Jaffna	3	3	2.990	2.990	-
6	Nallur	3	3	2.990	2.990	-
7	Uduvil	3	3	2.990	2.990	-
8	Chankanai	3	3	2.990	2.990	-
9	Sandilipay	3	3	2.990	2.990	-
10	Tellipalai	3	3	2.990	2.990	-
11	Kopay	3	3	2.990	2.990	-
12	Chavakachcheri	3	3	2.990	2.990	-
13	Karaveddy	3	3	2.990	2.990	-
14	Pointpedro	3	3	2.990	2.990	-
15	Maruthankeney	3	3	2.990	2.990	-
16	District Secretariat			10.523	10.271	0.25
Total		45	45	55.367	55.116	0.25

Presidential Secretariat Projects -2018

Source of Fund: Presidential Secretariat.

S. N	Description of Work	D.S. Division	Allocation for the Year (Rs. in mn)	Total Expenditure (Rs. in mn)
1	Multi Sector Action Plan for Nutrition	All Divisions & District wise	1.513	1.513
2	Recruitment of Trainee Data Entry Operators - update the Kidney Disease Patients	Jaffna	0.150	0.150
3	Renovation of Maviddapuram Temple	Tellippalai	1.000	1.000
Total			2.663	2.663

Fisheries Village Development Projects – 2018

Source of Fund: Ministry of Agriculture, Rural Economic Affairs, Livestock Development, Irrigation and Fisheries and Aquatic Resources Development.

No	Divisional Secretariat	Project Name	Received Allocation Rs.	Physical progress	Expenditure Rs.	Bills in Hands Rs.
1	Jaffna	Renovation of Fishing Market at Kurunagar	0.950	100%	0.941	
2		Renovation of Fisherie Resting Shed - at Kurunagar	0.525	100%	0.520	
3		Renovation of Fisherie Resting Shed - II at Kurunagar	0.525	100%	0.520	
4	Nallur	Construction of Net Mending Hall at Uthayapuram	3.000	100%	2.311	0.343
5	Chankanai	Construction of Kalaimakal Pre-school at Chulipuram	3.230	100%	2.056	
6	Chavakachcheri	Construction of Ketpeli Beach Road at Ketpely	20.000	100%	12.560	7.276
		Construction of Open Shed for Parking Boats at Ketpely	1.500	100%	1.485	
		Construction of Resting Hall at Ketpely	3.000	100%	2.970	
Total			32.73		23.363	7.619

Toilet Construction & Repairs – 2018

Source of Fund: Ministry of Agriculture, Rural Economic Affairs, Livestock Development, Irrigation and Fisheries and Aquatic Resources Development

No	Divisional Secretariat	No of Toilets		Allocation Rs in Mn)	Expenditure (Rs in Mn)
		Full	Half		
1	Delft		38	0.570	0.570
2	Velanai	35	14	1.260	1.260
3	Kayts		11	0.165	0.165
4	Karainagar		54	0.810	0.810
5	Nallur		2	0.030	0.030
6	Sandilipay		27	0.405	0.405
7	Chavakachcheri	13	31	0.855	0.855
8	Maruthankerny		16	0.240	0.240
9	Administrative Cost			0.108	0.108
Total		48	193	4.443	4.443

Support selected Small Industries through the Producer Cooperatives - 2018

Source of Fund: Ministry of Resettlement, Rehabilitation, Northern Development and Hindu Religious Affairs

#	D.S.Division	No of Projects		Total Allocation (Rs. in mn)	Total Expenditure (Rs. in mn)	Bills in Hand (Rs. in mn)
		Total	Completes			
1	Velanai	2	2	17.769	15.315	2.105
2	Karainagar	2	2	10.192	9.990	
3	Nallur	2	1	71.172	6.340	64.71
4	Sandilipay	2	2	20.899	19.607	0.882
5	Chankanai	1	1	8.287	8.124	
6	Kopay	3	3	37.237	36.507	16.407
7	Chavakachcheri	3	3	21.422	5.100	15.901
8	Karaveddy	1	1	17.339	0.591	
9	Admin. Charge				2.487	0.240
Total		16	15	204.317	104.061	100.245



Support selected Small Industries through the Producer Cooperatives

Supporting Indebted Peoples in Northern and North Central Provinces - 2018

Source of Fund: Ministry of Resettlement, Rehabilitation, Northern Development and Hindu Religious Affairs

#	Projects	No of Units	Total Allocation (Rs in mn)	Released Allocation (Rs.)	Expenditure	Bill in hand	Balance
1	Supporting Indebted Peoples in Northern and North Central Provinces -Phase 1	1	57.150	57.150	57.145		0.005
2	Phase2	1	103.650	103.650	7.000	96.650	
	Total		160.800	160.800	64.145	96.650	0.005

School Development Programme -2018

Source of Fund: Ministry of Telecommunication & Digital Infrastructure

No	Division	Projects	Total Allocation	Total Expenditure	Physical Progress
1	Kayts	1	0.200	0.200	Work Finished
2	Kopay	1	0.200	0.200	Work Finished
	Total	2	0.400	0.400	

Tourism Development of Jaffna District - 2018

Source of Fund: Ministry of Tourism Development, Wildlife and Christian Religious Affairs.

S.No.	Divisional Secretariat	No. of Projects	No. of work Completed	Allocation (Rs. in Mn.)	Expenditure (Rs. in Mn.)	Bill in Hand (Rsin Mn)
1	Velanai	1	1	26.320	25.750	
2	Uduvil	1	1	5.450	4.495	0.044
3	Thellipalai	1	1	1.690	1.690	
	Total	3	3	33.460	31.935	0.044

World Food Programme - 2018

Source of Fund: Ministry of National Policies and Economic Affairs.

Programmes	DS Division	No. of Beneficiaries	Allocation (Rs in Mn.)	Expenditure (Rs in Mn.)
Community based Resilient Building Project (KOICA)	Nallur	181	14.211	14.088
Total			14.211	14.088

5.3.6 Activities of Resettlement Unit

❖ Projects implemented by Resettlement Unit in 2018

In the year 2018 Ministry of Resettlement, Rehabilitation, Northern Development and Hindu Religious Affairs released Rs.525.37 million for Housing, development of Resettlement areas, Livelihood assistance, and maintenance of Welfare centers and resettlement of protracted IDPs under the following vote particulars

S. No	Vote Particulars	Received Allocation Rs.	Expenditure Rs.
1	145-2-3-30-2202	439,404,010.99	438,986,161.14
2	145-2-3-0-1501	24,156,924.25	24,154,517.03
3	145-2-3-39-2202	45,000,000.00	44,969,430.62
4	145-2-3-41-2205	5,811,709.00	106,242.09
5	145-1-2-5-2202	11,000,000.00	10,996,441.70
Total		525,372,644.24	519,212,792.58

Development projects for resettled areas

(Vote:- 145-2-3-30-2202)

A sum of Rs. 316.86 million was received for developing the recently released areas and accelerating the resettlement process. Such as providing Toilet facilities, drinking water, electricity livelihood assistance, renovation of small ponds and for the settlement of bills in hands due to the Year of 2017.

S. No	Description	Allocated Amount Rs.	Expenditure Rs.
1	Bill in Hand	183,318,803.32	183,318,747.23
2	Sanitation	69,950,000.00	69,923,469.40
3	Water Project	14,796,484.69	14,795,270.99
4	Electricity Connection	6,974,257.17	6,974,257.17
5	Minor Tank	15,575,299.92	15,575,299.92
6	Livelihood	26,250,000.00	26,249,308.95
7	A bended Catered to Vulnerable families	1,740,000.00	1,357,000.00
Total		318,604,845.10	318,193,353.66

➤ Sanitation Project

Under the above project, Rs. 69.95 million released by Ministry of Resettlement in 2018. By using this allocation 1022 toilets and 146 special need toilets for disable were constructed in the all Divisions of Jaffna district. While choosing the beneficiaries, priority was given to women headed families, disable headed families, missing person's families, rehabiltees and family size.



➤ Drinking Water Project

Under the above programme Rs. 14.79 million released by Ministry of Resettlement in 2018. By using this allocation 118 water projects were implemented in all Divisional Secretariats. Out of the 118 water projects 81 common wells and 37 Private Wells were renovated.



➤ Free Electricity Service Connection for Resettled families

Rs. 6.97 million had been spent by the ministry of Resettlement for getting new electricity service connection. A number of connection 370 beneficiaries benefited in this programme.

➤ Renovating Minor Tanks

Under the above programme of Ministry of Resettlement Rs. 15.57 million allocated for Jaffna District. By using this allocation, the following projected were implemented through Agrarian Development Department and Irrigation department. Sour water barriers at Bhompukar, Ariyalai east, Navalady and storm water barriers at mulli, Navatkadu, mirusuvil North in Chavakachcheri Division, Rain water harvest into Kallundai tank in Sandilipay Division.

➤ Livelihood Projects

282 families in all Divisional Secretariats like as Resettled,

Returnee refugees, internally Displaced and Vulnerable had been assisted for livelihood with the maximum of Rs. 100,000.00 per family in 2018. For this project Rs. 26.25 million was allocated by Ministry of resettlement. Equipment required for Cultivation, Forming, Self-employment, Welding, Aluminum Fitting, Food Preparation, Carpentry and Fishing were supplied.



➤ Donating of Abandoned Cattle to Families Under Malnutrition

In Kayts and Velanai Divisions the free moving cattle were caught and provided to the

vulnerable families in Jaffna District. The free moving cattle caused damages to the agriculture in Kayts and Velanai Divisions. In this connection these cattle were caught and handed over to the vulnerable families with the reference and advice of the MOH and the Judge of the particular areas. Under this programme 225 cattle were caught and given to vulnerable families. Rs.1.74 million was allocated by the Ministry of resettlement for this project.

❖ Continues Project of 2017

The remaining works which were not completed in 2017 have been carried out in 2018. In this connection the following projects are completed in 2018. An allocation of Rs.69.35 million was received from the Ministry of Resettlement, Rehabilitation and Northern Development

S. No	Description	Allocated Amount Rs.	Expenditure Rs.
1	Educational Development Projects	16,350,000.00	16,346,110.50
2	Housing for resettles.	34,400,000.00	34,400,000.00
3	Construction of Healing center	18,110,000.00	18,110,000.00
4	Keerimalai Housing Project.	214,534.79	214,359.79
5	Constructing Agraharam	280,461.07	280,461.07
Total		69,354,995.86	69,350,931.36

➤ Educational Development Projects

Under the education development of resettlement areas 06 schools had been selected and started construction in 2017 and continues works of 6 schools were carried out in 2018. For this project Rs. 16.35 million had been allocated and spent 13.56 million. The remaining 2.79 million spent for minor repairs in 05 schools, which are in the backward areas in Jaffna District. Altogether 11 schools renovated under this programme.



➤ Housing for IDP's

Under the housing project of Ministry of Resettlement 86 families who had not completed the construction in 2017 completed in 2018. For this continuous housing project 34.4 million utilized in 2018 at a loss of Rs.0.8 million per house.

➤ Construction of Healing Center

A Healing center is being constructed in Chavakachcheri for caring drug addicted persons and substance abuse. Substance abuse is an urgent community problem and it makes severe damage in the socio economic structure of Chavakachcheri area. This project has been started in 2017 with the funding assistance from Ministry of Resettlement and continues in 2018. In 2018, Rs. 18.11 million has been released by the Ministry of Resettlement for completing the task.

➤ Keerimalai Housing Project

For relocating the landless families living in welfare centers, 25 houses were constructed in 2017 with the supporting man power of Security Forces. For settling the cost of construction materials Rs.

0.21 million released by Ministry of Resettlement.

➤ Constructing Agraharam

Construction of Agraharam had been started in 2017 at KarainagarEelathuSithamparamSivankovil for providing accommodation to the Chief priest, assistant classical musical of priestsand the temple. For this construction Rs.10.00 million had been released in 2017 and complete the remaining works Rs 0.28 million was released in 2018 by the ministry of Resettlement. The six house have been fully completed this year which were built with the manpower of security forces.

❖ Development works in the areas surrounding Palaly Area

For the resettlement activities in recently released area from Palaly cantonment, Rs. 51.44 million was released by the Ministry of Resettlement. Under this project, the land had been prepared for resettlement and the basic infrastructure also been carried out.

No	Projects	Total Allocation Rs.	Total Expenditures Rs.
1	Land Preparation for resettlement	5,000,000.00	4,997,706.09
2	Water Supply	3,999,338.23	3,999,338.23
3	Sanitation Facilities	11,000,000.00	11,000,000.00
4	Renovation of internal road	31,444,831.80	31,444,831.80
Total		51,444,170.03	51,441,876.12

➤ **Prepare the land area near palaly for Resettlement**

Ministry of Resettlement had been allocated Rs. 5.00 million for newly released area near pally in Tellippalai Divisional Secretariat Division for the resettlement operation. The above Project Contractors were called as open tender and heavy vehicle were hired and work was implementing. In this project 5.2 km sand bund was cleaned. 8.4km of road was renovated, 25 acres of public and 96.5 acres of private land were cleared.

➤ **Drinking water supply**

Rs.3.99 million allocation were received from the the ministry for the special drinking water supply in newly cleared area at pally in divisional secretariat tellipalai. In this project there were 38 public wells were renovated and this project were implemented through divisional secretariat, Tellippalai.

➤ **Sanitation Facilities.**

A total of 11.00 million has been allocated for the special project of toilet for recently resettled people in Palaly area. Nearly 200 toilets have been provided to 200 Families.

➤ **Renovation of Internal Road.**

Rs.31.3 Million allocation received from Ministry of Intergrated Rehabilitation, North Development and Hindu Religious Affairs and renovated 04 internal roads such as myliddy-Kadduvan 4th Lane (Mulavai Road), Myliddy-Aaduvan Road Stage I (Dutch Road), Myliddy-Varuthalaivilan Joint Road and Tellippalai Thurkkai Amman Temple Joint Road. Further Ampihainagar Primary Health Center electrical facilities had been renovated in DS velanai in the amount of 0.079 Million.

❖ **Welfare Services for IDPs**

Vote -145-2-3-0-1501

Under above vote particulars 24.15 Million spent in recently released areas and resettled areas for infrastructure development, livelihood assistance, sanitation facilities and housing for resettled families and returnees from India.

#	Projects	Total Allocation Rs.	Total Expenditures Rs.
1	Clearing Land. Sand Bunds Path Ways and shrubs	4,000,000.00	3,999,920.92
2	Resettlement assistance for returnee refugees from India.	9,033,328.14	9,031,000.00
3	Resettlement Allowance for IDPs	3,610,000.00	3,610,000.00
4	Maintenance of Welfare Centers	1,547,096.11	1,547,096.11
5	Assistance for the people at Welfare Centre's in Karaveddy	5,250,000.00	5,250,000.00
6	Other minor Projects for resettles.	716,500.00	716,500.00
Total		24,156,924.00	24,154,517.03



➤ **Clearing Land. Sand Bunds, Path Ways and shrubs**

For this activity Rs. 4.00 million had been allocated and 13 km sand bund, 10.5 km path way and 17.6 acres land were cleared in Tellipalai, Maruthankerny and Chavakachcheri Divisions. 24.8 acre private land also were cleared.

➤ **Resettlement allowance for returnee refugees from India**

For providing Resettlement allowance to the returnee refugees from India Rs. 9.03 million had been spent. 296 families, who returned between 2015 and 2018 benefitted under this programme.

➤ **Resettlement Allowance**

For initial resettlement activities, resettlement allowance of Rs. 3.61 million is being provided to the resettles. In these connection 90 families from Tellipalai, 01 family from Velanai, 01 family from Chavakachcheri and 03 families from Maruthankerny had been benefitted in this Programme.

➤ **Maintenance of Welfare Centers**

For maintaining welfare centers with water, sanitation, electricity and garbage disposal Rs. 1.54 million was allocated by Ministry of Resettlement in 2018. In 2018, 95 families resettled / relocated from the welfare centers.

➤ **Assistance for Welfare Centre's family at Karaveddy**

From the allocation for resettlement activities, Rs.5.25 million had been utilized for providing basic infrastructure facilities (Temporary house, Toilet and drinking water) to the welfare center's family at Karaveddy.

➤ **Other Minor Projects for resettles**

Under this program Rs. 405,000.00 utilized for clearing land at Keeimalai and Rs. 92,000.00 utilized for Varuthalaivillan resettlement activities. For hiring of vehicles and Ladders of Keerimalai housing programme Rs. 181,500.00 and for opening ceremony Rs.38,000.00 had been spent.

❖ **Projects for war affected women headed families (145-2-3-39-2202)**

Order to up lift the living standard of war affected women headed families the following projects were implemented, Livelihood assistance, water & sanitation facilities with the cost of Rs. 45.00 million.

Of the Rs, 45.00 million Rs.9.75 million had been spent for providing 65 special need toilets to war affected differently – able family members. Rs. 31.25 million spent on livelihood for assisting 328 families and Rs 4.00 million spent for renovating 28 common wells and 21 individual wells.

No	Projects	Total Allocation Rs,	Total expenditures Rs.
1	Livelihood Assistance	31,250,000.00	31,240,884.65
2	Water Supply	4,000,000.00	3,978,545.97
3	Sanitation facilities	9,750,000.00	9,750,000.00
Total		45,000,000.00	44,969,430.62

❖ **Construction of Rice Mill Project (145-2-3-41-2205)**

Rs.5.81 million was allocated for this Project in the view of alleviating poverty in the resettlement areas of Maruthankerny. It was implemented with Rs.5.74 million.

❖ **Livelihood Assistance for rehabilitated Persons**

Due to past local war certain number of LTTE members rehabilitated and released for joining with society. For their better future, special livelihood programme is being implemented. In this connection Rs. 11.00 million had been allocated for assisting 111 beneficiaries in all the 15 Divisions.

❖ **Projects Implemented by Resettlement unit for the Ministries other than Resettlement ministry in 2018**

➤ **Projects implemented with the funds of Ministry of Industry & Commerce Vote – 149-01-02-13-2202**

For accommodating and resettling the protracted IDPs in Jaffna District Rs. 66.5 million had been allocated by the ministry of Industry & Commerce for providing housing, sanitation and other infrastructure.

➤ **Housing for protracted IDPs**

26 houses were provided to the protracted IDPs, who resettled in their native places after long time. In this connection Rs. 0.8 million were provided to each family for constructing their houses at the following divisional secretariat: Jaffna - 11, Velanai – 06, Nallur 09.

➤ **Infrastructure Development**

Rs. 31.00 million was allocated by the Ministry of Industry & Commerce to provide the basic infrastructure facilities. This allocation was provided to the following Divisional Secretariat to provide the infrastructure facilities, where the protracted IDPs resettled at their native places. Jaffna 15,605,955.72, Velanai 3,093,380.60, Karainagar 2,000,000.00, Chavakachcheri 59,041.38, Point Pedro 1,496,382.97. Further Naunativu 01. Km road constructed by District Secretariat the cost of 8,740,663.68.

➤ **Clearing Land, Sand Bunds and Path Ways**

For these activities Rs. 14.7.00 million had been allocated by the ministry of Industry &

Commerce. Hiring heavy machinery, 17.7 km sand bund, 18.2 km path way, 35.31 acre common places and 200 acres agriculture land were cleared in Tellipalai, Maruthankerny and Chavakachcheri Divisional Secretariats and 90.44 acre private land also were cleared.

❖ **Projects implemented with the funds of Ministry of National Integration & Reconciliation**

For reconciliation and social Integration in Jaffna District, Rs.1,187.55 million allocated by the Ministry of National Integration & Reconciliation.

➤ **Construction of Anchor Point at Urani Stage – II**

There is an Anchor Point being constructed by Sri Lankan Navy at Urani in Tellipalai divisional Secretariat with the recommendation of district evaluation committee and procurement committee. This project was started in 2017 and continued to 2018. For this project Rs. 3.2 million was allocated by the ministry of National Integration & Reconciliation.

➤ **Reconciliation focus on economic empowerment & Social Infrastructure Development Project**

Under this program “Valavil” tank at vaddukoddai in Chankanai Divisional Secretariat had been renovated to empower Economic & Social Infrastructure. In this connection 10th field engineering regiment of Sri Lankan Army provided their man power and machineries to renovate this tank and Ministry of National Integration & Reconciliation provided Rs. 0.47 million to full fill the fuel requirements.

5.4 Action Plan Progress Report

Rehabilitation and Improvement of Buildings & Structures

Head 264	Programme : 1	Project : 1	Sub Project : 0		Object Code : 2001	
S.No	Name of Work	Division	Allocation	Expenditure	Progress %	
					Financial	Physical
01	Renovation of GYM Centre & DCDC branch, Partition work for Procurement unit and Shelf at record room	District Secretariat Jaffna	2,517,000	2,516,968	100	100
02	Renovation of Office building	Divisional Secretariat Uduvil	227,000	227,000	100	100
03	Floor tiles work	Divisional Secretariat Karainagar	120,000	118,783	99	99
04	Renovation of Toilet, building and Garden fence work	Divisional Secretariat Kopay	1,105,000	1,105,000	100	100
05	Improvement of Dug well work	Divisional Secretariat Nallur	26,000	26,000	100	100
06	Improvement of Office building	Divisional Secretariat Kayts	129,000	129,000	100	100
07	Improvement of fitting Almarah, Curtin, Grill and Fence work	Divisional Secretariat Jaffna	1,928,000	1,925,428	100	100
08	Renovation of Male toilet	Divisional Secretariat Tellipalai	1,000,000	999,743	100	100
09	Renovation of Office building	Divisional Secretariat Chankanai	1,654,000	1,653,465	100	100
10	Improvement of partition work	Divisional Secretariat Karaveddy	165,000	165,000	100	100
11	Improvement of fitting steel docurement cabinet	Divisional Secretariat Velanai	134,000	134,000	100	100
12	Renovation of record room	Divisional Secretariat Delft	495,000	495,000	100	100
Total			9,500,000	9,495,386	100	100



Rehabilitation and Improvement of Plant, Machinery & Equipment

Head 264	Programme : 1	Project : 1	Sub Project : 0		Object Code : 2002	
S.No	Name of Work	Division	Allocation	Expenditure	Progress %	
					Financial	Physical
01	Internal sound system repair	Some Divisional Secretariats	954,250	954,227	100	100
02	Intercom Connection fitting and repairs	Divisional Secretariats Jaffna, Pointpedro and Nallur	508,000	507,898	100	100
03	Improvement work of equipment items	District and Divisional Secretariats	461,729	461,729	100	100
04	CCTV Camera Connection	District Secretariat, Jaffna and Divisional Secretariat, Delft	432,840	432,840	100	100
05	Replacement of Duplicate Machine	Divisional Secretariats, Chavakachcheri and Nallur	98,587	98,587	100	100
06	Air Conditioner fitting and change to spare parts	District Secretariat, Jaffna and Divisional Secretariats, Nallur, Kayts and Karaveddy	398,738	398,738	100	100
07	Projector fitting connection and Mic sound repair	Divisional Secretariat, Nallur, Chankanai and Karaveddy	411,465	411,465	100	100
08	Photo copier net work system	District and Divisional Secretariats	234,391	234,391	100	100
Total			3,500,000	3,499,875	100	100



Rehabilitation and Improvement of Vehicles

Head 264	Programme : 1	Project : 1	Sub Project : 0		Object Code : 2003	
S.No	Name of Work	Division	Allocation	Expenditure	Progress %	
					Financial	Physical
01	Major repairs of Vehicles	District Secretariat, Jaffna	1,246,153	1,246,153	100	100
02	Major repairs of Vehicles	Some Divisional Secretariats	1,004,087	1,004,087	100	100
03	Repair of Milo meter, engine, Clutch plate and Master pump	Divisional Secretariats, Velanai	291,768	291,768	100	100
04	Replacement of vehicle spare parts	District Secretariat and Div. Secretariats	258,835	258,835	100	100
05	Replacement of seat cover and hood cover	District Secretariat, Jaffna and Divisional Secretariat, Tellipalai	164,599	164,599	100	100
06	Repair of Vehicle door	District Secretariat, Jaffna	154,766	154,766	100	100
07	Repair of Vehicle Air Conditioner	Divisional Secretariats, Chavakachcheri and Sandilipay	79,793	79,793	100	100
Total			3,200,000	3,200,000	100	100

Acquisition of Furniture and Office Equipments

Head 264	Programme : 1	Project : 1	Sub Project : 0		Object Code : 2102	
S.No	Name of Work	Division	Allocation	Expenditure	Progress %	
					Financial	Physical
01	LED TV	Divisional Secretariats, Kayts and Nallur	42,960	42,960	100	100
02	High back chair	Divisional Secretariat, Karaveddy	59,297	59,288	100	100
03	Television	Divisional Secretariats, Kopay and Chavakachcheri	42,000	42,000	100	100



04	Fax Machine	District Secretariat & Divisional Secretariat, Kopay	46,400	46,400	100	100
05	Office equipment	District & Divisional Secretariats	96,827	96,827	100	100
06	Mobile phone & Telephone	District Secretariat, Jaffna	52,000	51,960	100	100
07	DVD writer	Divisional Secretariat, Pointpedro	4,950	4,950	100	100
08	Work station table	District Secretariat, Jaffna & Divisional Secretariat, Pointpedro	990,900	990,569	100	100
09	Laptop	Divisional Secretariats, Kayts & Nallur	177,800	177,800	100	100
10	Revolving Chair, Filing rack, Table	District & Divisional Secretariats	685,330	685,329	100	100
11	Monitor	Divisional Secretariat, Jaffna	60,600	60,600	100	100
12	Kitchen Utilizes	GA's Residence	12,480	12,480	100	100
13	Plastic chair	District Secretariat, Jaffna & Divisional Secretariat, Velanai & Maruthankerny	455,566	455,566	100	100
14	Computer set	Divisional Secretariats, Nallur & Kayts	249,900	249,900	100	100
15	Computer Equipments	District Secretariat, Jaffna & Some Divisional Secretariats	584,000	584,000	100	100
16	projector	District Secretariat, Jaffna	107,000	107,000	100	100
17	Water filter	Divisional Secretariat, Kayts & Maruthankerny	201,000	201,000	100	100
18	All in one Computers	District Secretariat, Jaffna	130,990	130,990	100	100
Total			4,000,000	3,999,619	100	100

Acquisition of Plant, Machinery

Head 264	Programme : 1	Project : 1	Sub Project : 0		Object Code : 2103	
S.No	Name of Work	Division	Allocation	Expenditure	Progress %	
					Financial	Physical
01	Laptop	District Secretariat, Jaffna & Divisional Secretariat, Delft	400,980	400,870	100	100
02	Computer	District Secretariat, Jaffna	440,000	440,000	100	100
03	Printer	Divisional Secretariat, Jaffna	19,500	19,500	100	100
04	Equipment	Divisional Secretariats, Jaffna & Maruthankerny	27,320	27,320	100	100
05	Air Conditioner	Divisional Secretariat, Jaffna	312,200	312,198	100	100
Total			1,200,000	1,199,888	100	100

Construction of Buildings and Structures

Head 264	Programme : 1	Project : 1	Sub Project : 0		Object Code : 2104	
S.No	Name of Work	Division	Allocation	Expenditure	Progress %	
					Financial	Physical
01	Construction of Administrative Block	Divisional Secretariat, Jaffna	5,622,037	5,622,037	100	100
02	Construction of Administrative Block	Divisional Secretariat, Kopay	22,770,607	22,770,607	100	100
03	Construction of Administrative Block	Divisional Secretariat, Karaveddy	13,561,000	13,561,000	100	100
04	Construction of Administrative Block	Divisional Secretariat, Nallur	17,625,934	17,625,934	100	100
05	Construction of Female Quarters boundary wall	District Secretariat, Jaffna	605,456	605,456	100	100
06	Construction of Lift (balance work)	District Secretariat, Jaffna	3,885,224	3,885,224	100	100
07	Construction of Tube well	Divisional Secretariat, Maruthankerny	199,742	199,742	100	100
08	Construction of Gate floor concrete work and Flag hosting stage	Divisional Secretariat, Sandilipay	730,000	730,000	100	100
Total			65,000,000	65,000,000	100	100



Human Resource Development - Staff Training

Head 264	Programme : 1	Project : 1 & 2	Sub Project : 0		Object Code : 2401	
S.No	Name of Work	Division	Allocation	Expenditure	Progress %	
					Financial	Physical
01	Staff Training	District Secretariat, Jaffna	600,000	600,000	100	100
02	Staff Training	15 Divisional Secretariats, Jaffna	1,500,000	1,487,810	99	99
Total			2,100,000	2,087,810	100	100

5.5 Annual Accounts

Details of the Payments under the line ministries and other departments – 2018

Head	Ministry/Department	Recurrent			Capital			Total		
		Allocation	Expenditure	%	Allocation	Expenditure	%	Allocation	Expenditure	%
001	President Secretariat	-	-	0.00%	64,435,038.00	64,086,794.57	99.46%	64,435,038.00	64,086,794.57	99.46%
002	Prime Minister Office	641,250.00	641,250.00	100.00%	-	-	0.00%	641,250.00	641,250.00	100.00%
101	Ministry of Buddhasasana	50,000.00	50,000.00	100.00%	-	-	0.00%	50,000.00	50,000.00	100.00%
102	Ministry of Finance and Mass Media	143,838.57	134,813.17	93.73%	-	-	0.00%	143,838.57	134,813.17	93.73%
104	Ministry of National Policies and Economic Affairs	17,539,886.08	16,290,796.33	92.88%	888,822,637.97	767,329,808.38	86.33%	906,362,524.05	783,620,604.71	86.46%
106	Ministry of Disaster Management	159,301,027.31	158,695,629.71	99.62%	26,665,034.57	22,260,772.88	83.48%	185,966,061.88	180,956,402.59	97.31%
110	Ministry of Justice	7,853,950.00	6,767,680.00	86.17%	-	-	0.00%	7,853,950.00	6,767,680.00	86.17%
118	Ministry of Agriculture	23,578,109.02	22,573,078.98	95.74%	158,617,152.50	126,603,602.73	79.82%	182,195,261.52	149,176,681.71	81.88%
120	Ministry of Women & Child Affairs	162,973,019.00	161,821,539.35	99.29%	9,284,144.59	9,274,033.19	99.89%	172,257,163.59	171,095,572.54	99.33%
121	Ministry Of Public Administration ,Home Affairs	308,431,304.78	307,639,283.07	99.74%	40,854,722.23	36,763,353.35	89.99%	349,286,027.01	344,402,636.42	98.60%
122	Ministry of Lands & Parliamentary Reforms	9,672,760.87	9,399,152.87	97.17%	10,853,283.33	10,853,283.33	100.00%	20,526,044.20	20,252,436.20	98.67%
124	Ministry of Social Empowerment, Welfare and Kandyan Heritage	551,524,179.00	547,066,212.16	99.19%	3,169,618.97	3,090,595.03	97.51%	554,693,797.97	550,156,807.19	99.18%
130	National Productivity Secretariat	1,044,431.00	972,612.34	93.12%	881,525.00	854,301.52	96.91%	1,925,956.00	1,826,913.86	94.86%
136	Ministry of Sports	-	-	0.00%	4,715,298.35	4,709,325.92	99.87%	4,715,298.35	4,709,325.92	99.87%
145	Ministry of Prison Reforms, Rehabilitation, Resettlement and Hindu Religious Affairs	24,156,924.25	24,154,517.03	99.99%	890,255,141.06	687,257,871.39	77.20%	914,412,065.31	711,412,388.42	77.80%

148	Ministry of Youth Affairs, Project Management and Southern Development	-	-	0.00%	44,900,000.00	35,038,059.55	78.04%	44,900,000.00	35,038,059.55	78.04%
149	Ministry of Industry and Commerce	-	-	0.00%	72,493,521.23	72,280,701.86	99.71%	72,493,521.23	72,280,701.86	99.71%
151	Ministry of Fisheries & Aquatic Resources Development	-	-	0.00%	52,724,976.02	34,190,886.28	64.85%	52,724,976.02	34,190,886.28	64.85%
154	Ministry of Rural Economic	-	-	0.00%	520,520.00	520,520.00	100.00%	520,520.00	520,520.00	100.00%
157	Ministry of National Co-existence, Dialogue and Official Languages	999,544.22	996,687.79	99.71%	2,408,704.00	2,186,118.88	90.76%	3,408,248.22	3,182,806.67	93.39%
159	Ministry of Tourism Development & Christian Religious Affairs	-	-	0.00%	33,475,787.31	31,942,213.59	95.42%	33,475,787.31	31,942,213.59	95.42%
160	Ministry of Mahaweli Development and Environment	-	-	0.00%	121,522.20	121,522.20	100.00%	121,522.20	121,522.20	100.00%
161	Ministry of Sustainable Development and Wildlife	-	-	0.00%	671,587.00	671,587.00	100.00%	671,587.00	671,587.00	100.00%
163	Internal Affairs, Wayamba Development & Cultural Affairs	-	-	0.00%	32,554,991.00	32,392,802.92	99.50%	32,554,991.00	32,392,802.92	99.50%
165	Ministry of National Integration & Reconciliation	-	-	0.00%	1,187,548,987.79	898,243,504.65	75.64%	1,187,548,987.79	898,243,504.65	75.64%
176	Ministry of Ports and Shipping	-	-	0.00%	30,000,000.00	30,000,000.00	100.00%	30,000,000.00	30,000,000.00	100.00%
182	Ministry of Foreign Employment	23,162,904.89	22,415,695.49	96.77%	65,000.00	65,000.00	100.00%	23,227,904.89	22,480,695.49	96.78%
194	Ministry of Telecommunication & Digital Infrastructure	5,885,000.00	5,622,261.29	95.54%	1,526,070.00	1,462,185.70	95.81%	7,411,070.00	7,084,446.99	95.59%
196	Ministry of Science, Technology and Research	852,308.65	837,429.38	98.25%	3,141,385.00	3,140,113.95	99.96%	3,993,693.65	3,977,543.33	99.60%
197	Ministry of Skill Development and Vocational Training	327,600.00	319,295.06	97.46%	128,600.00	127,653.00	99.26%	456,200.00	446,948.06	97.97%
201	Department of Buddhist Affairs	67,000.00	31,500.00	47.01%	-	-	0.00%	67,000.00	31,500.00	47.01%
203	Department of Christian Religious Affairs	4,938,726.72	4,938,708.72	100.00%	-	-	0.00%	4,938,726.72	4,938,708.72	100.00%
206	Department of Cultural Affairs	1,996,500.00	1,794,381.54	89.88%	46,790.00	44,092.00	94.23%	2,043,290.00	1,838,473.54	89.98%
210	Department of Government Information	106,930.00	86,201.72	80.62%	168,036.74	165,748.75	98.64%	274,966.74	251,950.47	91.63%
216	Department of Social Service	8,331,409.70	7,922,364.28	95.09%	561,600.00	561,380.00	99.96%	8,893,009.70	8,483,744.28	95.40%

ANNUAL PERFORMANCE AND ACCOUNTS REPORT

2018

217	Department of Probation and Child Care Services	8,060,085.00	7,995,439.79	99.20%	1,820,500.00	1,685,492.00	92.58%	9,880,585.00	9,680,931.79	97.98%
219	Department of Sports Development	649,994.22	598,564.22	92.09%	-	-	0.00%	649,994.22	598,564.22	92.09%
227	Department of Registration of Persons	13,139,320.00	12,597,520.55	95.88%	-	-	0.00%	13,139,320.00	12,597,520.55	95.88%
247	Sri Lanka Customs	-	-	0.00%	286,250.00	286,250.00	100.00%	286,250.00	286,250.00	100.00%
252	Department of Census and Statistics	1,489,305.37	1,388,590.42	93.24%	65,455.00	65,455.00	100.00%	1,554,760.37	1,454,045.42	93.52%
253	Department of Pensions	10,243,154.91	7,378,963.02	72.04%	-	-	0.00%	10,243,154.91	7,378,963.02	72.04%
254	Registrar General's Department	1,822,125.00	1,794,375.00	98.48%	-	-	0.00%	1,822,125.00	1,794,375.00	98.48%
284	Department of Wildlife Conservation	-	-	0.00%	554,298.00	554,298.00	100.00%	554,298.00	554,298.00	100.00%
307	Department of Motor Traffic	3,930,000.00	3,857,518.68	98.16%	-	-	0.00%	3,930,000.00	3,857,518.68	98.16%
326	Department of Community Based Corrections	300,000.00	264,992.00	88.33%	-	-	0.00%	300,000.00	264,992.00	88.33%
327	Land Use Policy Planning Department	439,000.00	430,535.55	98.07%	808,000.00	807,992.82	100.00%	1,247,000.00	1,238,528.37	99.32%
328	Department of manpower and Employment	714,000.00	665,599.95	93.22%	1,031,879.06	1,028,056.02	99.63%	1,745,879.06	1,693,655.97	97.01%
331	Department of Samurdhi Development	-	-	0.00%	35,998,300.00	34,275,591.61	95.21%	35,998,300.00	34,275,591.61	95.21%
GRAND TOTAL		1,354,365,588.56	1,338,143,189.46	98.80%	3,602,176,356.92	2,914,940,968.07	80.92%	4,956,541,945.48	4,253,084,157.53	85.81%

District Annual Implementation Programme - 2018

Rs, in Mn

Component	I. Line Agencies				II. Provincial Council Resources				III. Local Authority (MC/UC/PS)				IV. Statutory Bodies & Others				V. Special Projects				VI. Foreign Funded Projects				Total Projects	Total Allocation	Total Expenditure	%
	Projects	Alloc.	Exp.	% (E)	Projects	Alloc.	Exp.	% (E)	Projects	Alloc.	Exp.	% (E)	Projects	Alloc.	Exp.	% (E)	Projects	Alloc.	Exp.	% (E)	Projects	Alloc.	Exp.	% (E)				
AGRICULTURE	324	541.41	470.66	86.93	89	63.67	35.73	56.12	0				32	31.58	16.67	52.79	17	9.00	2.95	32.78	0				462	645.66	526.01	81.47
Major Irrigation																									0			
Minor Irrigation	122	260.58	209.17	80.27	32	39.61	14.91	37.64									1	1.00	1.00	100.00					155	301.19	225.08	74.73
Forestry Development	2	2.49	2.49	100.00																					2	2.49	2.49	100.00
Land Development	18	6.32	6.32	100.00																					18	6.32	6.32	100.00
Field & Export Crops Development	11	78.58	75.45	96.02	1	1.00	1.00	100.00																	12	79.58	76.45	96.07
Livestock Development	135	103.99	103.43	99.46	56	23.06	19.82	85.95									16	8.00	1.95	24.38					207	135.05	125.20	92.71
Fisheries Development	32	85.86	70.21	81.77																					32	85.86	70.21	81.77
Plantation	4	3.59	3.59	100.00									32	31.58	16.67	52.79									36	35.17	20.26	57.61
INDUSTRIES, TOURISM & TRADE	47	572.17	474.57	82.94	144	78.40	44.73	57.05	16	43.83	0.82	1.87	0				1	12.00		0.00	0				208	706.40	520.12	73.63
Large & Medium Scale Industries	29	280.48	256.80	91.56	134	38.65	20.98	54.28																	163	319.13	277.78	87.04
Rural & Small Scale Enterprises	3	0.99	0.99	100.00	4	15.65	15.65	100.00																	7	16.64	16.64	100.00
Trade	12	288.56	214.67	74.39	4	10.87	2.69	24.75	14	43.51	0.55	1.26					1	12.00		0.00					31	354.94	217.91	61.39
Tourism	1	2.00	1.98	98.75	2	13.23	5.41	40.89	2	0.32	0.27	84.38													5	15.55	7.66	49.23
Science & Technology	2	0.14	0.14	100.00																					2	0.14	0.14	100.00
HUMAN SETTLEMENTS	373	1,503.22	989.29	65.81	175	40.35	28.48	70.58	84	18.09	11.41	63.07	0				25	3,327.45	2,105.23	63.27	0				657	4,889.11	3,134.41	64.11
Housing & Constructions	105	1,039.90	590.72	56.81	78	4.22	3.87	91.71	32	1.06	1.06	100.00													215	1,045.18	595.65	56.99
Urban Infrastructure					2	1.10	0.96	87.27	8	1.56	1.07	68.59					13	26.45	19.45	73.53					23	29.11	21.48	73.79
Environmental Management	1	1.80	1.59	88.33					2	0.58	0.52	89.66					2	1.00	1.00	100.00					5	3.38	3.11	92.01
Water Supply &	43	206.05	164.77	79.96	8	8.84	4.63	52.38	5	1.12	1.05	93.75					10	3,300.0	2,084.7	63.18					66	3,516.01	2,255.23	64.14

FINANCIAL STATEMENTS 2018

Statement of Revenue for the period ended 31st December' 2018

Year	2017		2018	
	Actual	Estimate	Revised Estimate	Actual
10.02.04.01 Liquor	----	-	-	-
10.03.06.00 Environment Conservation Levy	----			
10.02.07.00 Stamp Duty	----			
10.03.07.02 Registration fees relevant to the Department of Registrar General	27,595,145.00	27,500,000.00		34,135,083.40
10.03.07.03 Private Timber Transport	425,638.41			503,324.78
10.03.07.04 Tax sale of Motor Vehicle	19,000.00			31,000.00
10.03.07.05 License fees relevant to the Ministry of Public Security	3,000.00	1,000.00	1,000.00	1,020.00
10.03.07.99 Other	686,209.10	500,000.00	900,000.00	758,298.56
20.02.01.01 Rent on Government Building and Housing	78,225.00	375,000.00	903,000.00	527,537.50
20.02.01.03 Rent on crown forest	----			----
20.02.02.99 other	6,427,245.35	6,000,000.00	7,500,000.00	7,594,191.23
20.03.03.00 Fines and Forfeits				
20.03.02.06 Fees under the Fauna and Flora Protection Ordinance				
20.03.02.03 Fees on passports visas and dual citizenship	481,600.00			2,921,190.00
20.03.02.13 Examination and other fees	523,600.00			324,950.00
20.03.02.14 Fees under the Motor traffic act	64,540,611.00			82,624,647.00
20.03.02.18 Fees relevant to the Department of Agriculture	550.00			
20.03.02.99 Sundries	111,574.51	200,000.00	200,000.00	264,669.67
20.03.04.00 Public officers Motor Cycle Premium				70,000.00
20.03.99.00 Other Receipts	4,875,153.51	4,000,000.00	4,000,000.00	6,749,828.37
20.04.01.00 Central Government	35,644,613.55			41,722,582.96
20.06.02.00 Sales of Capital Assets	1,454,275.00	1,300,000.00	800,000.00	794,096.00



Summary of Expenditure by Programme for the period ended 31st December' 2018

Expenditure Head No : 264

Ministry / Department / District Secretariat : District Secretariat, Jaffna

Rs.

Programme Number given in Annual Estimates	Title of the Expenditure	Annual Budget Provision (1)	Supplementary Estimate Provision (2)	FR 66/69 Transfers (3)	Total Net Provision (4)=(1)+(2)+(3)	Total Expenditure (5)	Net Effect Savings / (Excesses) (6)=(4)-(5)
Programme (1)	(1) Recurrent	730,000,000	-	(1,500,000)	728,500,000	712,507,460	15,992,540
	(2) Capital	87,000,000	-	1,500,000	88,500,000	88,482,578	17,422
	Sub Total	817,000,000		-	817,000,000	800,990,039	16,009,961
Programme (2)	(1) Recurrent						
	(2) Capital						
	Sub Total						
	Grand Total	817,000,000	-	-	817,000,000	800,990,039	16,009,961

Statement of Expenditure by Programme

Expenditure Head No : 264

Ministry / Department / District Secretariat : District Secretariat, Jaffna

Rs.

Expenditure Code	Programme (1)					Programme (2)					Total Expenditure
	Provisions				Expenditure	Provisions				Expenditure	
	Annual Budget Provision	Supplementary Estimate Provision	FR 66/69 Transfers	Total Net Provision		Annual Budget Provision	Supplementary Estimate Provision	FR 66/69 Transfers	Total Net Provision		
(1)	(2)	(3)	(4)=(1)+(2)+(3)	(5)	(6)	(7)	(8)	(9)=(6)+(7)+(8)	(10)	(11)=(5)+(10)	
Recurrent Expenditure											
Personal Emoluments											
1001 - Salaries & Wages	421,000,000			421,000,000	415,696,732						415,696,732
1002 - Overtime & Holiday Payments	8,200,000		4,500,000	12,700,000	12,699,355						12,699,355
1003 - Other Allowances	203,000,000		(11,980,000)	191,020,000	180,904,947						180,904,947
	632,200,000		(7,480,000)	624,720,000	609,301,035						609,301,035
Travelling Expenditure											
1101 - Domestic	8,300,000		1,150,000	9,450,000	9,430,371						9,430,371
1102 - Foreign											
	8,300,000	-	1,150,000	9,450,000	9,430,371						9,430,371
Supplies											
1201 - Stationery & Office Requisites	11,900,000		(250,000)	11,650,000	11,649,999						11,649,999
1202 - Fuel	8,000,000		450,000	8,450,000	8,431,700						8,431,700
1203 - Diets & Uniforms	825,000		(68,000)	757,000	736,000						736,000
1204 - Medical Supplies											
1205 - Other											
	20,725,000	-	132,000	20,857,000	20,817,699						20,817,699
Maintenance Expenditure											
1301 - Vehicles	9,200,000		1,332,000	10,532,000	10,531,653						10,531,653
1302 - Plant and Machinery	4,500,000			4,500,000	4,463,506						4,463,506
1303 - Building and Structures	10,200,000		460,000	10,660,000	10,656,842						10,656,842
	23,900,000	-	1,792,000	25,692,000	25,652,001						25,652,001
Services											
1401 - Transport	250,000		3,900,000	4,150,000	3,727,207						3,727,207
1402 - Postal & Communication	7,100,000		(20,000)	7,080,000	7,058,174						7,058,174
1403 - Electricity & Water	17,000,000		250,000	17,250,000	17,223,675						17,223,675
1404 - Rents & Local Taxes	725,000		(224,000)	501,000	500,991						500,991
1405 - Other											
1406 - Interest Payment for Leased vehicles											
1408 - Lease Rental for Vehicles Procured under Operational Leasing											
1409 - Other	14,300,000		250,000	14,550,000	14,546,592						14,546,592
	39,375,000	-	4,156,000	43,531,000	43,056,640						43,056,640
Transfers											
1501 - Welfare Programmes											
1502 - Retirement Benefits											
1503 - Public Institutions											
1504 - Development Subsidies											
1505 - Subscriptions and Contributions fees											
1506 - Property Loan Interest to Public Servants	5,500,000		(1,250,000)	4,250,000	4,249,716						4,249,716
1507 - Contribution to Provincial Councils											
1508 - Other											
1509 - Contribution to Contingencies Fund	5,500,000		(1,250,000)	4,250,000	4,249,716						4,249,716
Interest Payment											
1601 - Domestic Debt											
1602 - Foreign Debt											
1603 - Discounts on Treasury Bills and Treasury Bonds											
Other Recurrent Expenditure											
1701 - Losses & Write off											
1702 - Contingency Services											
1703 - Implementation of the Official Languages Policy											
Grand Total	730,000,000	-	(1,500,000)	728,500,000	712,507,460						712,507,460



Expenditure Code	Programme (1)					Programme (2)					Total Expenditure
	Provisions				Expenditure	Provisions				Expenditure	
	Annual Budget Provision	Supplementary Estimate Provision	FR 66/69 Transfers	Total Net Provision		Annual Budget Provision	Supplementary Estimate Provision	FR 66/69 Transfers	Total Net Provision		
(1)	(2)	(3)	(4)=(1)+(2)+(3)	(5)	(6)	(7)	(8)	(9)=(6)+(7)+(8)	(10)	(11)=(5)+(10)	
Capital Expenditure											
Rehabilitation & Improvements of Capital Assets											
2001 - Building & Structures	8,000,000		1,500,000	9,500,000	9,495,386						9,495,386
2002 - Plant, Machinery & Equipment	3,500,000			3,500,000	3,499,875						3,499,875
2003 - Vehicles	3,200,000			3,200,000	3,200,000						3,200,000
	14,700,000	-	1,500,000	16,200,000	16,195,261						16,195,261
Acquisition of Capital Assets											
2101 - Vehicles											
2102 - Furniture & Office Equipment	4,000,000			4,000,000	3,999,619						3,999,619
2103 - Plant, Machinery & Equipment	1,200,000			1,200,000	1,199,888						1,199,888
2104 - Buildings & Structures	65,000,000			65,000,000	65,000,000						65,000,000
2105 - Lands & Land Improvements											
2106 - Software Development											
2108 - Capital Payment for Leased Vehicles											
	70,200,000	-	-	70,200,000	70,199,507						70,199,507
Capital Transfers											
2201 - Public Institutions											
2202 - Development Assistance											
2203 - Contribution to Provincial Councils											
2204 - Transfers Abroad											
2205 - Capital Grants to Non-Public Institution											
Acquisition of Financial Assets											
2301 - Equity Contribution											
2302 - On-Lending											
Capacity Building											
2401 - Staff Training	2,100,000			2,100,000	2,087,810						2,087,810
	2,100,000	-	-	2,100,000	2,087,810						2,087,810
Other Capital Expenditure											
2501 Restructuring											
2502 Investments											
2503 Contingency Services											
2504 Contribution to Provincial Councils											
2505 - Procurement Preparedness											
2506 - Infrastructure Development											
2507 - Research and Development											
2509 - Other											
Grand Total	87,000,000	-	1,500,000	88,500,000	88,482,578						88,482,578
Total Recurrent & Capital Expenditure	817,000,000	-	-	817,000,000	800,990,039						800,990,039

ACA-3

Imprest Account as at 31st December '2018Ministry / Department / District Secretariat : District Secretariat, Jaffna
Expenditure Head No. : 264

Rs.

Imprest Account No.	Imprest Balance as at 1 st January '2018			Imprest Received			Imprest Settlement			Imprest Balance as at 31 st December' 2018			Imprest Balance as at 31 st December' 2018 as per Treasury Books
	1			2			3			4			
	Unsettled Sub Imprests	Unsettled Imprests (Excluding Unsettled Sub Imprests)	Total	Treasury	Other Sources	Total	Expenditure	Cash	Total	Unsettled Sub Imprest Balance	Unsettled Imprests	Total	
1(i)	1(ii)	1(iii)	2(i)	2(ii)	2(iii)	3(i)	3(ii)	3(iii)	4(i)	4(ii)	4(iii)		
7002/000/00/0282/0018/000	-	-	-	4,914,897,228	867,181,160	5,782,078,388	5,782,078,388	-	5,782,078,388	-	-	-	-

ACA -4

Statement of Deposit Accounts as at 31st December' 2018

Expenditure Head No : 264

Ministry / Department / District Secretariat : District Secretariat, Jaffna

Rs.

Name of Deposit Accounts	Deposit Number	Balance as at 1 st January ' 2018.	Credited during the year	Debited during the year	Balance as at 31 st December' 2018	Balance as per Treasury Book as at 31 st December' 2018
Security Deposits	6000-0-0-1-0-67	-	300,500	300,500	-	-
Tender Deposits	6000-0-0-2-0-90	1,007,000	236,000	1,113,000	130,000	130,000
Deposits Temporary Retained Payble to Third Parties	6000-0-0-13-0-59	9,739,922	176,095,306	177,941,416	7,893,812	7,893,812
Revenue Transfer to Provincial Councils	6000-0-0-14-0-6	19,170,668	221,046,226	237,747,123	2,469,771	2,469,771
Retention Money for Construction	6000-0-0-16-0-41	150,713,686	133,676,552	128,627,717	155,762,522	155,762,522
Compensation	6000-0-0-17-0-12	1,262,990	2,772,440	858,297	3,177,133	3,177,133
Temporary Retention for Statutory Payments	6000-0-0-18-0-53	5,574,347	9,431,738	14,130,785	875,300	875,300
Grant (Domestic)- Corporative Social Responsibility	6000-0-0-19-0-8	133,464	17,287,243	17,407,007	13,700	13,700
Funds Received for Reimbursement of Expenditure	6000-0-0-20-0-2	61,965,624	226,541,875	225,078,113	63,429,386	63,429,386
		249,567,701	787,387,880	803,203,957	233,751,624	233,751,624



ACA-5

Advance Accounts as at 31st December' 2018

Expenditure Head No : 264

Ministry / Department / District Secretariat : District Secretariat, Jaffna

Rs.

Name of Advance Account	Advance Account Number	No. of Advance Accounts	Balance as at 1 st January ' 2018 (1)	Maximum Limits of Expenditure Rs.		Minimum Limits of Receipts Rs.		Maximum Limits of Debit Balance Rs.	Maximum Limits of Liabilities Rs.	Balance as per Treasury Books as at 31 st December ' 2018
				Debits during the year (2)		Credits during the year (3)				
				In Cash	Through Cross Entries	In Cash	Through Cross Entries	Balance as 4=(1)+(2)-(3)		
(1) Advance to Public Officers	264011	1	137,245,370	68,382,163	3,872,393	50,535,479	5,675,702	153,288,744	-	153,288,744
(2) Other Advances	-	-	-	-	-	-	-	-	-	-
(3) Miscellaneous Advances	-	-	-	-	-	-	-	-	-	-

ACA-P

Statement of Financial Position
As at 31st December-2018
District Secretariat, Jaffna

	Note	Actual	
		2018 Rs	2017 Rs
Non Financial Assets			
Property, Plant & Equipment	ACA-6	1,968,605,116	1,841,809,717
Financial Assets			
Advance Accounts	ACA-5/5(a)	153,288,744	137,245,370
Cash & Cash Equivalents	ACA-3	-	-
Total Assets		2,121,893,860	1,979,055,086
Net Assets / Equity			
Net Worth		(80,462,880)	(112,322,331)
Property, Plant & Equipment Reserve		1,968,605,116	1,841,809,717
Rent and Work Advance Reserve	ACA-5(b)	-	-
Current Liabilities			
Deposits Accounts	ACA-4	233,751,624	249,567,701
Imprest Balance	ACA-3	-	-
Total Liabilities		2,121,893,860	1,979,055,086

