



දිස්ත්‍රික් ලේකම් කාර්යාලය - ගම්පහ  
மாவட்ட செயலகம் - கம்பஹா  
**District Secretariat – Gampaha**

**2018**

කාර්යසාධන සහ ගිණුම් වාර්තාව  
செயலாற்றுகை மற்றும் கணக்குகள் அறிக்கை  
**Performance & Accounts Report**

දුරකතන අංක

தொலைபேசி இலக்கம் : 0332222235

Telephone No.

ෆැක්ස්

பெக்ஸ் இலக்கம் : 0332222900 / 0332222459

Fax

කාර්යාල වෙබ් අඩවිය

அலுவலக வெப் தளம் : gampaha.dist.gov.lk

Official Web Site

ඊ මේල්

ஈ மொயில் : [moha.dist.gampaha@gmail.lk](mailto:moha.dist.gampaha@gmail.lk)

E- Mail

## **Introduction**

Under Section 3 of District Administration Act, Gampaha District area was advertised as a new district by the gazette notice on 7th September 1978. This is the administrative area separated by having re-divided the Colombo District. This District where the District Secretariat being held in Agra Building in Bendiyamulla area in Gampaha and being the Centre of this district area is situated as square land with 45 km length and 45km width, and bounded by Ma-Oya (boundary of Kurunegala and Puttalam District) in North, 100-200 meters height mountain ranges and valleys (boundary of Kegalle District) lying in East, Kelani river (Boundary of Colombo District) in South, and Indian Ocean in West.

Gampaha District consists of five Korale's named as East Siyane Korale, West Siyane Korale, Aluthkuru Korale, South Aluthkuru Korale and Hapitigam Korale. The Place name, Gampaha has been published after combining the villages, Medagama, Ihalagama, Pahalagama, Henarathgoda, and Aluthgama. Gampaha District bears unique place in educational, Political and cultural fields. Gampaha District is significant as it is closed to the capital and Face to the international Harbor. And also it bears special importance in infrastructure like telephones, electricity power and also trains and highways, The International Airport and Free Trade Zones monitoring the production based industries

Administrative District of Gampaha bears the area in extent of 1387 square kilometers (139,140 hectares) and twice larger than the area of Colombo District. Gampaha District is covered 38% of total area of lands in western Province and 2.1% of area of lands in Sri Lanka. Area of this District is situated in between 6°54'5" and 7°20'00" North Latitude and in between 79°4'75" and 80°13' East longitude

Gampaha District, is an area, where there is minimum temperature of 21.6 °C and maximum temperature of 37°C and average rain-fall of about 1'750 millimeters (that of Henarathgoda becomes about 2,477millimeters) with hot wet zonal climate. Rain fall creates during the periods of inter monsoon and south west monsoon. During the period in January to April, dry-climate exists all over the district.

Kadolana forests can be seen in closure to the marshy lands and the forests area having wet zonal fauna and flora characters on the condition of hot wet climate.

## A Message From the District Secretary



The Gampaha District Secretariat plays a significant role in achieving the objective of Make approachable the development to the public more efficiently and productively. In order to successfully accomplish this task, including the Divisional Secretaries and all staff members of the District Secretariat, who provide assistance to make a quality and productive service to the people in the district should be evaluated.

Having taken the Government of Sri Lanka to the grassroots level with the Government of the Republic of Sri Lanka, we have worked to provide maximum service to the public through the direct involvement with the political authority, the public and the public institutions.

The assistance provided by the Additional District Secretary, Chief Accountant, Assistant District Secretariat and all the officers in the disaster sector for the welfare activities and compensations in several occasions in the year 2018 should be appreciated. It is also appreciated the support given by the Secretaries to the Ministries and the relevant officers in co-ordinating the functions of the Presidential Secretariat, the Prime Minister's Office, the Ministry of Finance and the Ministry of Home Affairs and the Disaster Management Ministry.

We were able to form a formal co-ordination of different disciplines like, District Coordinating Committee, Planning Committee, Agriculture Committee, Housing Committee and Divisional Secretaries . I also wish to emphasize that the progress review meetings which were chaired by His Excellency the President have greatly contributed to the speedy and regular development of the country.

Happily, I have been able to plan and implement a number of programs in the year 2018 to measure the productivity of green productivity through sustainable development goals. I appreciate the assistance extended by all officials to uplift the living standards of the general public through decentralized and integrated capital investment development programs like, 'Gamperaliya' and Accelerated Development Program.

The obstacles and problems that arise in the administration also arise, and it is essential to find answers for the difficulties encountered. By successfully overcoming these challenges and making administration and uplift the District as the Pioneer in public service, is our vision.

The staff of the District Secretariat who is working with team spirit to work in the Gampaha District through the management of quality and productive resources through the management of office administration is admirable.

With the Gampaha District being elevated, I continue to look forward to the dedication and support of all the officers in order to make the administration and development programs a success.



Sunil Jayalath  
District Secretary/ Government Agent  
Gampaha Administrative District

## Content

	page
1. District Secretariat	01 - 53
1.1. Vision, Mission, Role	01
1.2. Area, Grama Niladhari Divisions, Number of Villages and Population	02
1.3. Details about Approved Staff of the District Secretariat as at 31-12-2016	03
1.4. Field Officers attached to District Secretariat, Gampaha	04
1.5. Information on Cadre Positions of the 13 Divisional Secretariats	05 - 07
1.6. Functions of the Administration Section	08- 17
1.7. Functions of the Accounts Section	18
1.8. Functions of the Engineering Section	18
1.9. Activities Related to Loans and Issuing Loans to the Staff	19
1.10. Non Government Organizations and Volunteer Organizations	19
1.11. Social Services Activities	20 - 21
1.12. Vocational and Career Guidance Programmes	22-23
1.13. Gun Licenses	24
1.14. Disaster Relief Services	25 – 27
1.15. Counselling Programmes	28
1.16. Production Promotion Programmes	29 – 31
1.17. Sport Activities	31 – 32
1.18. Child Rights Promotion Division	33
1.19. Early Childhood Development Programme	34
1.20. Authority of District Child Protection	35 – 36
1.21. Women Affairs Division	37 - 44
1.22. Cultural Affairs Division	45 – 47
1.23. Buddhist Affairs Division	48 – 53
2. Explosive Licenses Division	54 - 59
3. District Planning Secretariat	60
3.1 Decentralized Budget Activation Programme–Gampaha District - 2018	60 - 63
3.2 District Combined Capital Investment Project - 2018	64
3.3 Rural Infrastructure Development Programme-Gampaha District Step 11 -2018	65
3.4 Rural Infrastructure Development Programme–Gampaha District – 2018	65 - 66
3.5 Grama Shakthi Programme - 2018	66 – 67
3.6 Sihilal Dahana Programme	67
3.7 Gampaha District Coordinating Committee Meeting	68

3.8 Special Meetings	68
3.9 Gamparaliya – Intensive Rural Development Program	69
3.10 Ministry of Sustainable Development, Wild Life and Regional Development	70
3.11 Sukhitha Purawara Small Town Projects	71
4. Samurdhi Secretariat - Gampaha District	72-75
4.1 Livelihood Development Programme - 2018	73
4.2 Samurdhi Model Villages Programme - 2017/ 2018	73
4.3 Home Gardens Improvement Project – 2018	73
4.4 Enterpreneurship Development Program - 2018	73
4.5 Implementation of Projects under Livelihood Development Cycle Fund -2018	73
4.6 Social Development Programme - 2018	73
4.7 Samurdhi Subsidies / Social Security Programme	73
4.8 Samurdhi Bank Programme	74
4.9 Staff	75
5. District Motor – Traffic Office	76 - 79
6. District Statitics Unit	80 - 85
7. District Election Office	86 - 94
8. Small Enterprises Development Division	95 – 99
9. Sri Lanka Social Security Board	100 - 102
10. Consumer Affairs Authority	103 - 105
11. Measurement Unit	106-107
12. District Surveyor Office	108-110
13. Agriculture	111 -125
1. District Agricultural Section	111-113
2. Deputy Director of Provincial Agriculture (Projects) Office	114-117
3. Agrarian Development District Office	118-125
14. Industrial Development Board	126
15. District Disaster Management Co-ordinating Unit	127-131
16. Accounts	132-143

# 1. District Secretariat

## 1.1 Vision , Mission, Role

### **Vision**

Pioneer in public customer service

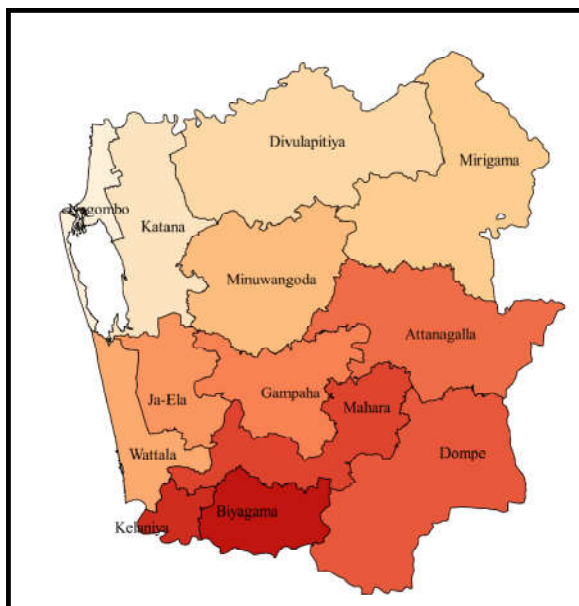
### **Mission**

Lead Gampaha District to a sustainable development in line with the government policies, through effective resource management and efficient management structure

### **Role**

Construct a populist public service blooming the aspirations and expectations of the people in divisional and rural level in line with government policies through better management.

1.2 Area, Grama Niladhari Divisions, Number of Villages and Population in the level of Divisional Secretarial Divisions in Gampaha



Divisional Secretariat	Extend sq.Km	No of Grama Niladhari Divisions	No of Villages	Population - 2001	Population 2012	Estimated mid year Populatio - 2016	NO of House Units 2012
Attanagalla	154.0	151	181	154,967	179,565	184,798	44,869
Biyagama	61.6	49	62	161,300	186,585	192,022	47,636
Dompe	178.3	133	166	130,021	154,005	158,493	39,175
Divlapitiya	202.3	123	217	128,048	144,506	148,717	38,580
Gampaha	95.7	101	142	171,040	197,667	203,427	50,723
Jaela	64.0	57	87	184,666	201,521	207,394	51,736
Katana	107.6	79	132	222,683	235,291	242,148	69,375
Kelaniya	21.9	37	53	134,364	137,339	141,341	32,584
Mahara	98.8	92	107	176,870	207,782	213,837	52,191
Minuwan	130.5	121	201	151,661	178,331	183,528	46,396
Meeriagama	186.6	149	276	143,663	164,580	169,376	42,462
Negombo	30.8	39	48	144,274	142,136	146,278	34,040
Wattala	54.6	46	102	160,127	175,525	180,640	42,297
<b>Total</b>	<b>1,386.7</b>	<b>1,177</b>	<b>1,774</b>	<b>2,063,684</b>	<b>2,304,833</b>	<b>2,372,000</b>	<b>592,064</b>

Estimated mid year population in 2016 is 2,372,000

Resource - Dept of Census and Statistics, District Secretariat - Gampaha

### 1.3 Details About Approved Staff of the District Secretariat as at 31.12.2018.

	Designation	Grade	No of approved Cadre	Present	Vacant
1.	District Secretary (SLAS)	Special Grade	01	01	-
2.	Additional District Secretary (SLAS)	1	02	01	01
3.	Director (Planning) (S.L.P.S)	1	01	01	-
4.	Chief Accountant (SLAS)	1	01	01	-
5.	Chief Internal Auditor	1	01	01	-
6.	Assistant District Secretary (SLAS)	111	01	01	-
7.	Deputy/Assistant Director (Planning) ( S.L.P.S )	11	04	04	-
8.	Deputy Director ( S.L.P.S )	1	03	03	-
9.	Accountant (SLAS)	111	01	01	-
10.	Civil Engineer (SLES)	111	01	01	-
11.	Administrative officer (PMAS)	PMAS .	01	01	-
12.	Translator(sin/Eng) (Sin/Tamil)	1	02	02(S/E)	-
13.	Information & Communication Tecnology Officer	111	01	01	-
14.	Development Coordinator **		02	01	01
15.	Budget Assistant **		02	-	02
16.	Development Officer	111	41	43	-
17.	Technical Officer		02	01	01
18.	Public Management Assistant	1/11/111	30	30	-
19.	Draftman	111	01	01	-
20.	Sri Lanka Information Tecnology Assistant	111	02	02	-
21.	Technical Assistant	111	02	01	01
22.	Drivers	1/11/111	09	09	-
23.	Electric Technician		01	-	01
24.	Bunglow Gardian /Cook		01	-	01
25.	K.K.S.	1/11/111	12	11	01
	<b>Total</b>		<b>125</b>	<b>118</b>	<b>9</b>

\*\* Absobed into Development Officer Service.

#### 1.4 Field Officers Attached to District Secretariat, Gampaha as at 31-12-2018.

Designation	Number
Assistant Controller of Explosives	01
Agricultural Director	01
Assistant Director (Manure)	03
Assistant Director (Small Enterprises)	01
Coordinator of Buddhist Affairs	02
Human Resources Development Assistant	10
Assistant Translator	01
Reconciliation Training Officer	01
Cultural Officer	02
Cultural Development Assistant	01
Press Officer	02
Projects Activation Assistant	02
Social Services Officer	01
Productivity Promotion Assistant	02
National Integrity Promotion Assistant	01
Career Guidance Officer	02
Elder's Rights Promotion Officer	01
Early Childhood Development Assistant	01
Child Rights Promotion Officer	01
Child Protection Officer	01
Counsellor Assistant	01
Development officer (Non Government Organizations)	01
Women's Affairs Development Officer	01
Development officer ( Disaster Relief Service)	01
Development officer (District Coordination)	02
District Coordination Officer (Social Security)	08
District Sports Officer	01
Development Officer ( Foreign Service)	01
Psychological Social Officer	01
Forces Relief Officer	01

**1.5 Information Of the Staff in the 13 Divisional Secretariats Attached to Gampaha District Secretariat as at 31.12.2018.**

<b>Divisional Secretariat</b>		<b>Attanagalla</b>	<b>Biyagama</b>	<b>Divlapiiya</b>	<b>Dompe</b>	<b>Gampaha</b>	<b>Ja-Ela</b>	<b>Katana</b>	<b>Kelaniya</b>	<b>Mahara</b>	<b>Minuwangoda</b>	<b>Meerigama</b>	<b>Negombo</b>	<b>Waththala</b>	<b>Total</b>
Divisional Secretary	Approved	01	01	01	01	01	01	01	01	01	01	01	01	01	13
	Present	01	01	01	01	01	01	01	01	01	01	01	01	01	13
	Vacant	-	-	-	-	-	-	-	-	-	-	-	-	-	-
Assistant Divisional Secretary	Approved	01	01	01	01	01	01	01	01	01	01	01	01	01	13
	Present	01	01	01	01	00	01	01	01	01	01	01	01	01	12
	Vacant	-	-	-	-	01	-	-	-	-	-	-	-	-	01
Accountant	Approved	01	01	01	01	01	01	01	01	01	01	01	01	01	13
	Present	01	-	-	01	01	01	01	01	01	01	01	01	01	11
	Vacant	-	01	01	-	-	-	-	-	-	-	-	-	-	02
Assistant Director(Planning)	Approved	01	01	01	01	01	01	01	01	01	01	01	01	01	13
	Present	01	01	01	01	01	01	01	01	01	01	01	01	01	13
	Vacant	-	-	-	-	-	-	-	-	-	-	-	-	-	-
Assistant Director(Planning) - Supernumerary	Approved	01	-	01	-	01	01	01	-	-	01	01	02	-	09
	Present	01-	-	01	-	01	01	01	-	-	01	01	01	-	08
	Vacant	-	-	-	-	-	-	-	-	-	-	-	01	-	01

Administrative Officer	Approved	01	01	01	01	01	01	01	01	01	01	01	01	01	13
	Present	01	01	-	01	01	-	-	01	01	-	01	-	-	07
	Vacant	-	-	01	-	-	01	01	-	-	01	-	01	01	06
Administrative Grama Niladhari	Approved	01	01	01	01	01	01	01	01	01	01	01	01	01	13
	Present	01	01	01	01	01	01	01	01	01	-	01	01	01	12
	Vacant	-	-	-	-	-	-	-	-	-	01	-	-	-	01
Translator	Approved	-	-	-	-	-	-	-	-	-	-	-	01	-	01
	Present	-	-	-	-	-	-	-	-	-	-	-	-	-	-
	Vacant	-	-	-	-	-	-	-	-	-	-	-	01	-	01
Development Coordinator	Approved	01	01	01**	01**	-	01	01	01	01	01**	01	01	01	12
	Present	01	01	01	01	-	01	01	01	01	01	01	01	01	12
	Vacant	-	-	-	-	-	-	-	-	-	-	-	-	-	-
Development Officers	Approved	172	65	139	152	117	76	98	52	107	142	169	59	64	1412
	Present	125	51	112	112	103	57	73	43	85	103	144	47	43	1098
	Vacant	47	14	27	40	14	19	25	09	22	39	25	12	21	314
Public Management Assistants	Approved	38	25	31	32	44	33	31	29	31	34	33	30	26	417
	Present	38	26	31	32	44	31	31	29	31	34	33	29	24	413
	Vacant	-	-1	-	-	-	02	-	-	-	-	-	01	02	04
Technical Officers	Approved	02	02	02	02	02	02	02	02	02	02	02	02	02	26
	Present	02	01	01	02	01	01	01	01	02	02	02	01	01	18
	Vacant	-	01	01	-	01	01	01	01	-	-	-	01	01	08

Technical Assistants	Approved	01	01	01	01	01	01	01	01	01	01	01	01	01	13
	Present	01	01	01	01	01	01	01	01	-	-	01	01	01	11
	Vacant	-	-	-	-	-	-	-	-	01	01	-	-	-	02
Information and Technology Officers	Approved	01	01	01	01	01	01	01	01	01	01	01	01	01	13
	Present	01	01	01	01	01	01	-	01	01	01	01	-	01	11
	Vacant	-	-	-	-	-	-	01	-	-	-	-	01	-	02
Grama Niladhari	Approved	151	49	123	133	101	57	79	37	92	121	149	39	46	1177
	Present	142	41	114	118	88	52	64	30	77	106	130	35	41	1038
	Vacant	9	8	9	15	13	05	15	7	15	15	19	04	05	139
Drivers	Approved	02	02	02	02	02	02	02	02	02	02	02	02	02	26
	Present	02	02	02	02	02	02	01	02	01	02	02	02	01	23
	Vacant	-	-	-	-	-	-	01	-	01	-	-	-	01	03
K.K.S.	Approved	07	06	05	07	07	07	06	06	07	05	08	06	06	83
	Present	07	06	04	07	05	06	05	05	06	05	07	04	05	72
	Vacant	-	-	01	-	02	01	01	01	01	-	01	03	01	1

\*9 officers, recruited as excess officers acting in the posts of Deputy/ Assistant Director(planning)

\*\*Absorbed into Development Officer Service..

## 1. 1.6 Functions of the Administration Section of the District Secretariat

- 01). Internal administration of the office, staff and direction of monitoring activities of the 13 divisional secretariats.
- 02). Coordinating the matters relevant to meetings such as District Agricultural Committee, Defence Committee for the Implementation of Environmental Laws, Fisheries Committee, Opium Committee and coordinating of other government institutions.
- 03). Organizing of various state and religious functions.
- 04). Training of staff
- 05). Investigating on the complaints, petitions and grievances brought about by the general public and directing them to relevant sections.
- 06). Activities relevant to applications received for obtaining gun licenses and renewal of Gun License under Firearms Ordinance.
- 07). Activities relevant to the Dangerous Drugs Control Ordinance.
- 08). Issuing permits for explosives and registration of private security firms.

### Providing Office Equipment for 2016 Under Physical Resource Development

01- For District Secretariat and the Divisional Secretariats

No	Type of the equipment	Quantity
01.	Steel Cupboards	01
02.	steel document cupboards	06
03.	Office tables	02
04.	chairs for clerks	10
05.	Computer tables	06
06.	Computer chairs	14
07.	Computer	37
08.	Computer Batteries (UPS)	67
09.	Computer lazer printers(Both sides)	24
10.	Fax Mechines-	02
11.	Special visitor chairs	06
12.	Photo copy mechines	15
13.	Scanners	07

14.	Projectors	09
15.	Stand fans	03
16.	Pen Drives	20
17.	Laptops	03
18.	Duplo Machines	01
19.	Tables for staff officers	01
20.	USB Adapters	20
21.	Voice Recoder	08
22.	Digital Camera	01

### A Summary of Complains and the Actions Taken

<b>Person or Institute</b>	<b>No of Complains</b>	<b>No of solved Complains</b>	<b>No of Complains processing</b>	<b>No of complints directed to other institutions</b>
Complains, sent by government	71	65	6	-
Complains, sent by people	91	49	5	1
Other complaints	07	05	02	-

**A Numerical Summary of Complaints Through the Network Information  
System Presidential Secretariat and and prime Minister Office, 'Tell  
President Programme'**

<b>Person or Institute</b>	<b>No of Complains</b>	<b>Complaints not relevant to Gampaha District</b>	<b>No of Complains processing</b>	<b>No of solved Complains</b>
Presidential Secretariat	181	11	46	124
Prime Minister Office	24	-	07	17

**Information Relevant to Grama Niladhari Officers**

<b><u>Information of Nila Sewana Buildings in Gampaha District (2018)</u></b>														
<b>Divisional Secretariat</b>	<b>Gampaha</b>	<b>Biyagama</b>	<b>Jaela</b>	<b>Meerigama</b>	<b>Mahara</b>	<b>Katana</b>	<b>Dompe</b>	<b>Divlapitiya</b>	<b>Attanagalla</b>	<b>Minuwangoda</b>	<b>Negombo</b>	<b>Kelaniya</b>	<b>Wattala</b>	<b>Total</b>
No of divisions	101	49	57	149	92	79	133	123	151	121	39	37	46	<b>1,177</b>
No of Nila sewana opened	5	2	4	11	4	2	8	6	1	5	2	-	-	<b>50</b>
Not Completed	2	-	-	-	-	-	-	-	-	1	-	-	-	<b>3</b>
Constructed in 2018	7	2	4	11	4	2	8	6	1	6	2	-	-	<b>53</b>

**Payment of Taxes 2018**

<b>No</b>	<b>Tax No.</b>	<b>Detail of the asset</b>	<b>First quarter 2018</b>	<b>Second quarter 2018</b>	<b>Third quarter 2018</b>	<b>Fourth quarter 2018</b>	<b>Total</b>	<b>10% Discount</b>	<b>Total</b>
1.	379	District Secretary Quarters	1,698.11	1,698.11	1,698.11	1,698.11	6,792.44	679.24	6,113.20
2.	495	District Secretary Quarters-roofing tiles and asbastes	16,666.67	16,666.67	16,666.67	16,666.67	66,666.68	6,666.67	60,000.01
3.	495/1	roofing tiles – two storied District Planning Secretariat	6,111.10	6,111.10	6,111.10	6,111.10	24,444.40	2,444.44	21,999.96
4.	495/5	asbastes roofing tiles -store	777.78	777.78	777.78	777.78	3,111.12	311.11	2,800.01
5.	495/7	ABS two storied Quarters	1,061.33	1,061.33	1,061.33	1,061.33	4,245.32	424.53	3,820.79
6.	495/8	asbastes roofing tiles Quarters	806.60	806.60	806.60	806.60	3,226.40	322.64	2,903.76
7.	495/9	ABS Quarters	764.15	764.15	764.15	764.15	3,056.60	305.66	2,750.94
8.	495/10	Home Garden	195.64	195.64	195.64	195.64	782.56	78.26	704.30
9.	495/14	asbastes roofing tiles – Day Care Center	777.78	777.78	777.78	777.78	3,111.12	311.11	2,800.01
10.	495/15	asbastes roofing tiles -store	1,111.10	1,111.10	1,111.10	1,111.10	4,444.40	444.44	3,999.96
11.	495/16	asbastes roofing tiles - Auditorium	5,555.56	5,555.56	5,555.56	5,555.56	22,222.24	2,222.22	20,000.02
12.	499	asbastes roofing tiles -Canteen	1,222.22	1,222.22	1,222.22	1,222.22	4,888.88	488.89	
13.	499/A	asbastes roofing tiles – vocational Training Institute	1,666.66	1,666.66	1,666.66	1,666.66	6,666.64	666.66	5,999.98

14.	499/1	asbastes roofing tiles –store & Garage	4,222.22	4,222.22	4,222.22	4,222.22	16,888.88	1,688.89	
15.	499/2	asbastes roofing tiles –store & Garage	2,888.88	2,888.88	2,888.88	2,888.88	11,555.52	1,155.55	10,399.97
16.	499/B	asbastes roofing tiles –small industries development Section	2,222.22	2,222.22	2,222.22	2,222.22	8,888.88	888.89	7,999.99
17.	501	asbastes roofing tiles (Irrigation Office)	1,777.78	1,777.78	1,777.78	1,777.78	7,111.12	711.11	6,400.01
18.	509/3	asbastes roofing tiles (Technological Department)	1,333.34	1,333.34	1,333.34	1,333.34	5,333.36	533.34	4,800.02
19.	511/1	asbastes roofing tiles- Audit Office	3,333.33	3,333.33	3,333.33	3,333.33	13,333.32	1,333.33	11,999.99
20.	513/A1/1	District Skills Promotion Office	2,000.00	2,000.00	2,000.00	2,000.00	8,000.00	800.00	7,200.00
<b>Total</b>			56,192.47	56,192.47	56,192.47	56,192.47	224,769.88	22,476.99	202,292.90

01. First quarter 2018	56,192.47
02. Second quarter 2018	56,192.47
03. Third quarter 2018	56,192.47
04. Fourth quarter 2018	56,192.47
Total for 2018	224,769.88
10% discount obtained when paying before 31, January 2018	22,476.99
<b>Total Amount</b>	<b><u>202,292.90</u></b>

## Information of the vehicles owned by the District Secretariat and Divisional Secretariats - 2018

- 40 vehicles owned by the District Secretariat and 13 Divisional Secretariats have been insured for 2018.
- The 32-910 Mitzbourising Jeep, which had been withdrawn from the use of the District Secretariat, was Sold for 1,751,000 rupees on 08.08.2010 by calling for bids.
- Four tractors and bowsers belonging to the Ministry of Home Affairs were taken over to the name of the District Secretary.

### Progress of Training Programs - 2018

#### Non- Managerial Level Training Programs

No	Name of the Training	Target Group	No. of Work shops	Physical progress		
				No of called	No of participated	Participation percentage (%)
1.	Communication	Development Officer	3	50	47	94%
				50	42	84%
				50	42	84%
2.	Customer Service and Good Governance	K.K.S.	1	50	21	42%
3.	Office Management	Public Management Assistant	2	50	40	80%
				50	41	82%
4.	Basic Computer Training	K.K.S.	1	25	20	80%
5.	Project Management	Development Officer	1	50	40	80%
			1	50	40	80%
6.	Communication	Public Management Assistant	1	50	38	76%
			1	50	44	88%
<b>Total</b>			<b>11</b>	<b>525</b>	<b>415</b>	<b>80%</b>

### 10 Days Training Course for Public Management Assistant Grade 1 Officers

No	Name of the Training	Target Group	No. of Work shops	Physical progress		
				No of called	No of participated	Participati on percentage (%)
1.	10 days Trainning Course for Public Management Assistant Grade 1 Officers	Public Management Assistant Grade 1 Officers	5	50	50	100%
				50	50	100%
				50	48	96%
				50	49	98%
				50	33	68%
<b>Total</b>			<b>5</b>	<b>250</b>	<b>230</b>	<b>92%</b>

### e - Grama Niladhari Project - (ii Step) Basic Computer Training

No	Name of the Training	Target Group	No. of Work shops	Physical progress		
				No of called	No of participated	Participation percentage (%)
1.	Gampaha	Grama Nilaris	8	45	44	98%
2.	Attanagalla			45	45	100%
3.	Meerigama			30	28	94%
4.	Negombo			15	15	100%
5.	Dompe			40	40	100%
<b>Total</b>			<b>8</b>	<b>175</b>	<b>172</b>	<b>98%</b>

### Newly Appointed Grama Niladhari Inaugural Training

No	Name of the Training	Target Group	No. of Work shops	Physical progress		
				No of called	Number assigned to divisions	Participation percentage (%)
1.	Step I	Newly Appointed Grama Niladharis	2	84	82	98%
2.	Step II			32	32	100%
<b>Total</b>			<b>2</b>	<b>116</b>	<b>114</b>	<b>98%</b>

### Grama Niladhari Capacity Building Training

No	Name of the Training	Target Group	No. of Work shops	Physical progress		
				No of called	No of participated	Participation percentage (%)
1.	Step I	Grama Niladharis	2	100	98	98%
2.	Step II			100	90	90%
<b>Total</b>		<b>Total</b>	<b>2</b>	<b>200</b>	<b>188</b>	<b>94%</b>

## Computer Hardware Training

No	Name of the Training	Target Group	No. of Work shops	Physical progress	
				No of called step I	No of called step II
1.	District Secretariat	Development Officers Information Technology Officers Management Assistants	2	1	1
2.	Divlapitiya			2	2
3.	Biyagama			2	2
4.	Dompe			1	1
5.	Jaela			2	2
6.	Kelaniya			2	2
7.	Gampaha			1	1
8.	Attanagalla			2	2
9.	Minuwangoda			2	2
10.	Meerigama			2	2
11.	Waththala			2	2
12.	Negombo			2	2
13.	Mahara			2	2
14.	Katana			2	2
<b>Total</b>			<b>2</b>	<b>25</b>	<b>25</b>

**Practical Training for Undergraduates by District Secretariat and Divisional Secretariats.**

<b>No</b>	<b>Name of the Institute</b>	<b>No. of Participants</b>
1.	District Secretariat	2
2.	Biyagama Divisional Secretariat	1
3.	Gampaha Divisional Secretariat	3
4.	Attanagalla Divisional Secretariat	5
5.	Minuwangoda Divisional Secretariat	2
6.	Meerigama Divisional Secretariat	1
7.	Wattala Divisional Secretariat	1
	<b>Total</b>	<b>15</b>

**Foreign Trainings**

<b>No</b>	<b>Institute</b>	<b>Designation</b>	<b>Name of the Officer</b>	<b>Country</b>
1.	District Secretariat	Chief Accountant	Mr. V.D.S. Rodrigo	China
2.	Meerigama Divisional Secretariat	Divisional Secretary	Mr. Y. Indika Manjula De Silva	Nepal
3.	Jaela Divisional Secretariat	Divisional Secretary	Mr. E.M.S.B. Jayasundara	Malaysia
4.	Dompe Divisional Secretariat	Divisional Secretary	Mrs. H.G.J.P. Wijayasiriwardhana	Malaysia

## **1.7 Functions of the Accounts Section of the District Secretariat**

1. Preparation of annual income and expenditure estimates.
2. Allocation and distribution of provisions to the 13 divisional secretariats and monitoring the financial activities of the Divisional Secretariats.
3. Supplying and controlling of imprest and receiving necessary information for District Secretariat and Divisional Secretariats.
4. Ordering, issuing and controlling storage materials and inventory materials used in District Secretariat and Divisional Secretariats.
5. Receiving of monthly account summaries from divisional secretariats and forwarding to the Treasury as a combined report.
6. Presenting accounts statements and reports to the linear ministries.
7. Preparation of appropriation and advance accounts and preparation of annual administration account and submission to the secretary of Ministry of public administration and Auditor in general.
8. Collecting of revenue, keeping accounts and providing information required to revenue accounts to the revenue counting officer.
9. Receiving answers for audit queries in district secretariat and divisional secretariats and submitting them to Auditor General.
10. Preparation of the annual procurement plan and to present the related information to the Treasury of Ministry of Home Affairs according to the Action Plan.

## **1.8. Functions of the Engineering Section of the District Secretariat**

01. Maintaining the infrastructures and buildings of District Secretariat and all the buildings at the premises.
02. Constructing Quarters attached with District Secretariat and Divisional Secretariats.
03. Constructing new buildings and maintaining of the linear ministries and other Public relation Institutions.
04. Registering Contractors for District Secretariat and attached institutions.
05. Holding District Cost Pricing Committee and prepare the price list.
06. Providing engineering consultations for the attached institutions of District Secretariat.

## 1.9 Loan Affairs / Issuing loans for staff

### Loan Issued for District Secretariat Staff

Loan Type	No	Value(Rs.)
Distress loan	63	4,964,587.00
Property loan	19	37,721,632.00
<b>Total</b>	<b>82</b>	<b>42,686,219.00</b>

source : Administration Branch - District Secretariat

## 1.10 Registration of Volunteer Organizations and Non Government Organizations.

In Gampaha District there are 11 activated international NGO s and other 54 NGO s In 2018

As at 31/12/2018 40 volunteer organizations are activated.

### Registered Volunteer Organizations in 2018 in Gampaha District Secretariat

Registered Institutes	At the beginning of the year	Registered in the year	At the end of the year
volunteer organizations	54	04	58

## 1.11 Social Services Affairs

Divisional Secretariat	Providing wheel chairs	Providing tricycles	Providing Cruhes	Providing eye lences	Providing elder's Identity cards	Providing spectacles	Forming Elder's Committees	Directing for Career training	Providing hearing aids	Providing water metres	Providing air metres	Provision of cutlery	Holding Mobile services	Holding medical clinics
	Physical progress units	Physical progress units	Physical progress units	Physical progress units	Physical progress units	Physical progress units	Physical progress units	Physical progress units	Physical progress units	Physical progress units	Physical progress units	Physical progress units	Physical progress units	Physical progress units
Attanagalla					735			13					2	
Biyagama					120	916		7			1		2	8
Divlapitiya	6	2	3		433	550	2	7				2	1	2
Dompe-Weke	78	2	28		551	850	2	5	28			80	12	
Gamapaha					486	217	89						4	1
Jaela														
Katana	5				469	275	41	8				4	2	2
Kelaniya					453	555		4					2	1
Mahara				9	577			8	3					
Minuwangoda	2				379	300		15			1	3	2	
Meerigama					560		149	15						
Negombo					317		5							4
Wattala	35	2			450	1200	3	3	15				9	2
<b>Gampaha District</b>	<b>126</b>	<b>6</b>	<b>31</b>	<b>9</b>	<b>5530</b>	<b>4863</b>	<b>291</b>	<b>85</b>	<b>46</b>	<b>0</b>	<b>2</b>	<b>89</b>	<b>36</b>	<b>20</b>

### Progress of Other programs Relevant to Elders - 2018

No	Programme	Provisions allocated	Expenditure
1.	'Detuwara Abhiman' Regional Bala Mandala Performance Competition	13,000.00	13,000.00
2.	"Adarayai - Karunawai"Elder's World Selecting creative writing anthology.	4,500.00	4,500.00
3.	Awareness Programme on 'Vishramayata Pera Sudanamai- Sarthaka Wadihiti Viyai'	200,000.00	88,315.00
4.	Awareness Programme on Eldership and Elders subject for Grama Niladharis	200,000.00	96,680.00
5.	Trainning program on care for Elders	50,000.00	45,576.44
6.	Awareness Programme on ' Paula Thula Surakshitha Wadihiti viyak"	13,000.00	14,710.00
<b>Total</b>		<b>480,500.00</b>	<b>262,781.44</b>

## **1.12 Human Resource Development / Training Programmes**

### **Manpower and Career Guidance Department**

**Vision - “ A world -Level Sri Lankan Labourforce ”**

**Mission -**

Developing a wholesome and competent and globally competitive workforce for active social and economic development of our human resources.

**Long term targets of this department can be classified as follows:**

- Make a Sri Lankan labourforce globally competitive and with competencies and multi skills. Take various actions to minimize non availability of jobs.
- Create an integrated labor market information system..

**The above goals will be achieved through the following objectives.**

- Formulate the National Manpower Policy and implement policies and programs.
- Solving the structural unemployment issue of skills mismatches.
- Facilitating the right occupational orientation for all Sri Lankans who are currently in the service and for future labour force of Sri Lankan market..
- Planning, development and foretelling of Manpower.
- The informal sector is development.
- Motivation of job candidates for private sector jobs.
- Obtaining Free Government Employment Service
- Provide facilities for manpower and employment for vulnerable groups, disabled persons and underdeveloped people.
- Providing correct information to all Sri Lankans both globally and locally.

## 2018 – Progress Summary in Gampaha District

### Manpower and Career Guidance Department

Programs	Physical Progress		Financial Progress		No of Beneficiaries	
	Targets	Fulfilled	Targets	Fulfilled	Targets	Fulfilled
Awareness of O/L Students.	119	144	-	-	3570	4774
Awareness of A/L Students.	104	124	-	-	3210	4053
Motivation on self employment	13	26	31070	31070	390	787
Win job challenges.	4	4	19000	18405	160	118
Program for undergraduates	1	1	34450	34450	45	35
Awareness of Teachers.	1	1	27700	27460	60	89
Awareness of parents	13	23	32760	31520	390	1295
Awareness of job seekers.	9	10	65700	65700	360	466
Training under requirements.	6	6	38500	38500	180	234
Providing career guidance services	1960	2407	-	-	1960	2369
Directing to vocational training	1600	1006	-	-	1600	914
Entrepreneurship Development Programs	1	3	21050	21050	30	123
Job placement	2135	782	-	-	2135	323
Creating self-employment	140	109	-	-	140	96
Registration of Job Vacancies	-	1744	-	-	-	-
Job matching	-	998	-	-	-	-
Regional Job Fair	12	12	78200	78200		

### 1.13 Gun Licenses

This division in district secretariat mainly focus on renewing of gun licenses, issuing temporary gun licenses for missed place licenses, issuing applications for obtaining guns for agricultural purposes and submitting the approval of District Secretary for the same, issuing watcher permits, receiving of firearms that are returned to the government, estimating the value of such firearms and taking action to sell them. Furthermore, issuing of applications for the transfer of gun licenses and issuing recommendations for the change of authority are also carried out by this section.

#### Summary of information about firearms in Gampaha District - 2018

<b>The Requirement of the Firearm</b>	<b>Quantity</b>
Agricultural affairs	1550
Non - Agricultural affairs	254
Security of Banks & Government Institutes	514
<b>Total Number of firearms in Gampaha District</b>	<b>2318</b>

Income earned from firearm licence renewal	327970.00
Income earned by selling firearms	150000.00
Income earned from issuing new application for firearms	250.00
Income earned from issuing watchers licence	280.00
Income earned from issuing temporary licence	80.00
<b>Total income for 2018</b>	<b>478580.00</b>

## 1.14 Disaster Relief Services

Expenditure for the National Disaster Relief Services in 2018

Divisional Secretariat	Advance of Rs 10,000.00		Rs.10,000.00 – Rs.25,000.00 payments for house damages	
	Home units paid	Expenditure	Home units paid	Expenditure
Minuwangoda	30	287,000.00	24	284,000.00
Katana	76	213,500.00	0	-
Kelaniya	3	29,592.50	0	-
Negombo	27	254,985.00	10	81,690.00
Dompe	106	1,057,000.00	11	169,624.80
Jaala	1480	9,098,600.00	6	117,800.00
Attanagalla	81	549,700.00	20	385,838.00
Gampaha	57	500,600.00	4	97,900.00
Mahara	38	282,385.00	-	-
Biyagama	17	140,767.00	-	-
Meerigama	145	1,244,837.75	-	-
Divlapitiya	209	1,718,000.00	93	1,388,250.00
Wattala	983	5,752,500.00	-	-
	<b>3252</b>	<b>21,129,467.25</b>	<b>168</b>	<b>2,525,102.80</b>

**Expenditure on Food and Cooked Meals Prepared by the National Insurance Trust  
Fund in the year 2018**

<b>No</b>	<b>Divisional Secretariat</b>	<b>Settlement of cash by bills for the year 2018</b>
01.	Wattala	8,391,515.25
02.	Biyagama	5,461,874.43
03.	Gampaha	2,019,652.17
04.	Katana	1,834,498.12
05.	Meerigama	83,188.00
06.	Dompe	590,605.65
07.	Attanagalla	1,630,015.02
08.	Jaela	4,116,135.00
09.	Kelaniya	5,018,233.54
10.	Minuwangoda	335,044.00
11.	Mahara	98,300.00
12.	Divlapitiya	159,991.21
<b>Total</b>		<b>29,739,052.39</b>

**Due to the landslide risk of 2018, for the people who came to Gampaha District from another district, purchasing a house and buying a house in**

<b>Divisional Secretariat</b>	<b>Name of the beneficiary</b>	<b>Reason</b>	<b>Amount provided</b>
Attanagalla	K.P.P.G.Ranjani	Buy a land with a house	1,600,000.00
	P.G. Chandra Kumara	Buy a land with a house	1,600,000.00
Biyagama	K.M. Sugathapala	Buy a land with a house	1,590,000.00
Minuwangoda	K.M. Mahinda Deeptha Kumara	Buy a land with a house	1,600,000.00
Meerigama	R.S.U. Pathiraja	Buy a land and build a house	1,600,000.00
<b>Total</b>			<b>7,990,000.00</b>

### Improvement of 'Surakshitha' Centers

Divisional Secretariat	Name of the Center	Total Expenditure
Kelaniya	Sri Sudharmarama Temple	804,561.18
	Mee Wella Community Center	648,014.10
Wattala	Sri Shakyamuni Temple	999,509.80
	Gal Udu Pita Disaster Secured Center	3,867,018.83
Dompe	Yatovita Roman Catholic Church	400,000.00
	Nandarama Temple	400,000.00
	Lengampola Raja Maha Temple	399,448.11

**Providing provisions through the Ministry of Home Affairs for the difference between the funds requested by the divisional secretaries and the National Insurance Trust Fund for the damage caused due to natural disasters in the year 2017.**

Divisional Secretariat	No of Beneficiaries	Paid Provisions
Mahara	8	512,955.00
Minuwangoda	4	137,025.00
Meerigama	10	164,000.00
Attanagalla	9	188,450.00
Jaela	5	121,000.00
Kelaniya	6	110,250.00
Dompe	183	4,075,650.00
Wattala	8	763,767.00
Biyagama	290	4,702,803.00
<b>Total</b>	<b>523</b>	<b>10,776,200.00</b>

## 1.15 Counselling Programmes

(Educational Counselling programs, Awareness programs for public officers, Counselling programmes for Elders, Awareness programs for Community, Drug prevention programs, Capacity Building programs)

No	District Secretariat/Divivisional Secretariats	Total No. of programs	Total no. of Beneficiaries	Financial Progress (Rs)
01.	Mahara	65	2522	62200.00
02.	Meerigama	53	3083	134,800.00
03.	Divlapitiya	12	818	-
04.	Biyagama	80	4167	-
05.	Kelaniya	32	1212	25000.00
06.	Dompe	120	6866	-
07.	Jaela	42	8622	100,000.00
08.	Gampaha	13	867	-
09.	Attanagalla	44	4586	110,000.00
10.	District Secretariat	29	1952	-
	<b>Total No of programs</b>	<b>498</b>	<b>34698</b>	<b>4,32,000.00</b>

### Individual Counselling - 2018

No	District Secretariat/Divivisional Secretariats	no. of Beneficiaries	No of programs
01.	Mahara	115	243
02.	Meerigama	122	260
03.	Divlapitiya	30	81
04.	Biyagama	92	206
05.	Kelaniya	78	210
06.	Dompe	103	150
07.	Jaela	29	148
08.	Gampaha	48	142
09.	Attanagalla	143	265
10.	District Secretariat	77	232
	<b>Total No of beneficiaries</b>	<b>694</b>	<b>1937</b>

## 1.16 Productivity Improvement Programs - National Productivity Secretariat

Productivity promotional officers attached to the Gampaha Division through the Ministry of Public Administration are shown below by the following sections of the program implemented within the district in relation to the National Productivity Secretariat.

1. Productivity Training and Promotional Program for School Divisions
2. Productivity training and promotion program for the public sector
3. Productivity training and promotion program for the private sector
4. FP Productivity Program
5. Special projects being implemented in the district

### District Programs - 2018

01. Training programs implemented in Gampaha District	No of programs
5S Programs	200
Quality Circle Programs	80
Knowledge Management Programs	15
Kaizen Programs	50
Other Programs	20
02. Selected institutes for productivity promotion in the year 2018	
School Sector	50
Government Sector	40
Private Sector	20
Community Sector	30
Pre schools	40
01. 01. Institutions presented at the National Productivity Awards 2017/2018	
School Sector	220
Government Sector	91
Private Sector	22

<u>Special Projects</u>	
01 Kaizen Project	Institutes - 15
02 People's Bank Productivity Programme	branches - 26
03. Productivity Certificate Course for schools	
03. Introducing and Implementing Productivity Concepts for Local Government Institutions in Gampaha District	
04. Productivity Certificate Course for Pre-School Teachers	
05. Program 5S for Grama Niladhari office in Mirigama, Gampaha and Wattala Divisional Secretary's Divisions	
06. 5S Competition for Pre-Schools in Divulapitiya and Wattala Divisions	

### **1. Kaizen Entrepreneur Programme**

The Kaizen Entrepreneur Programme, which was implemented by using minor and Medium level industry productivity concepts, combining 200 institutes for 2016/2017 National program and it was implementing in Gampaha District by using 15 institutions. By this Programme following tasks are activated;

- Implementation of productivity training programs in institutions.
- Visit productivity award institutions.
- Knowledge sharing in the district at institutional level.
- Providing international level training opportunities.
- Annual Suwal and Cricket Tournament.
- To present to the National Productivity Award.
- Create new jobs.
- Motivation for investment in expanding business opportunities

01. Productivity Promotion Program jointly with the People's Bank, commenced in national level in 2017. There are 738 bank branches in operation island wide and 26 branches in the Gampaha District are in operation.
02. Award certificates after conducting Productivity Certificate Course for selected 10 schools in divisional level in Gampaha District.
03. Conduct 5S competition in GN divisions of Meerigama, Gampaha and Wattala Divisions.
04. Conduct 5S competition in GN divisions of Divlapitiya and Wattala Divisions in Pre-school level.
05. Introducing a productivity promotion program representing all the local government institutes in Gampaha District and instruction program on implementation and direct them to National Productivity Award.

### **1.17 Sports Activities**

- Conduct an Inter- GN division Competition through the Divisional Secretary.
- Conduct an Inter- divisional secretariat level Competition.
- Conduct an Inter- provincial level Competition.
- Overall Championship of the Western Province won by the Gampaha District in Inter District Tournament.
- Directing Gampaha District athletes to National Sportsmeet and Overall Championship was won by the Gampaha District group.
- Find the talented children through school and train them and bring them to the national level.
- The sports persons, who have got trained by the Sports Development Department and Sports Officers of Ministry of Western provincial Sports, have become the winners of the international Tournament. Conducting training camps and provide them new knowledge..
- Provide training allowance for the 9 sports events after forming Kreedha Shakthi Pool for the sports personalities and their trainers.
- Organize various competitions and training workshops during the week in the Physical Fitness Week for the public service officers in the district.
- Conducting a public service sports festival for public sector employees in the district.
- Conduct a amateur volleyball, Badminton and cricket tournaments in Gampaha District.
- Conduct a amateur volleyball tournament in Gampaha District.

## Sports Projects of the Gampaha District Secretariat under the Guidance of Ministry of Sports and Sports Development Department in 2018

- Holding the sports week

Conducting a lecture on sports and physical well-being with the aim of improving the co-operation, mutual understanding and physical well-being of the officers serving in the district secretariat and conducting a friendly cricket tournament.

Date	Program	No of participants	Expenditure
2018.05.21	lecture on sports and physical well-being	150	Rs.50,000.00
2018.11.10	friendly cricket tournament	110	

- Conducting the Gampaha District Public Service Athletic Championship

Gampaha District Public Service Sportsmeet was held with the objective of improving the sports skills and fitness of the Officers of the public institutions established in the Gampaha District.

Date	Program	No of participants	Expenditure
2018.12.21	100 m, 400 m, 1500 m Distance Running 100 mx 4 Running Long Jump Shot Putt Discus throwing	500	Rs. 200,000.00

## 1.18 Child Rights Promotion Division

Child Rights Advocacy Programmes implemented by the District Secretariat.

Vision

Creating a better society for the Children while protecting their rights.

Mission - In accordance with national policies and international standards, disadvantaged, abandoned, and helpless children and children with legal problems by making them equal opportunities to protect the rights of all children and making them equal opportunities.

No	Programme	No of Programme	No of beneficiarie	Provisions spent (Rs.)	Institute
01.	Awareness on Child Abuse and child protection	10	380 children and elders	10000.00	Department of Probation and Child Care Services
02.	Capacity development and knowledge measurement programs for children in development centers.	04	290 children	100000.00	Department of Probation and Child Care Services
03.	Implementing District Children Club	04	65 children	80000.00	Probation Department / Peace Institute
04.	Holding Child skill Development Program	01	300 children in Children Club	120000.00	Probation Department / Peace Institute/ World Vision Institute
05.	Holding skill Development Program of the officers of the Ministry	01	80 officers of the ministry	400000.00	World Vision Institute World Vision Institute
06.	Conducting Progress review of the Child Rights Promotion Officers	12	21 Child rights Promotion Officers	66000.00	Probation Department
07.	Conducting a Universal Childrens Program	01	100 children	10000.00	Probation Department
08.	Holding District Child Development Committee	04	80 officers	38000.00	Ministry of Women's and Child Affairs.
09.	Conducting Basic Child Survey.	01	120 children	40000.00	Probation Department
10.	Awareness programme for community leaders	01	100 community leaders	50000.00	Probation Department / Peace Institute/ World Vision Institute

## Early Childhood Development Programs

### District Progress

program	No of programs for the district	No of implemented programs	No of beneficiaries	Expenditure (Rs)
Monthly Progress Review meetings in District	06	07	147	17 550.00
Aruna Dakina Rata District level program	01	01	20	3 000.00
Home based early childhood development program	02	02	100	10 000.00
Awareness Program for officers –'Niwaradi Arambhayata'	01	01	20	15 600.00
Awareness Program for Pre school teachers on nutrition-Three Days	02	02	75	78 000.00
Aruna Dakina Rata Divisional level program	13	13	1 251	91 000.00
Early Childhood Security Program-Program for children	13	13	650	194 720.00
Early Childhood Security week -Program for Parents.	13	13	650	97 420.00
Autism- Program for Pre school teachers	08	08	411	235 197.00
Awareness Program for Pre school teachers –'Niwaradi Arambhayata'	13	13	1 095	195 000.00
'Wali Keliyen Pitu Atharata' -Program	05	05	500	123 450.00
'Niwaradi Arambhayata' pilot project	01	01	100	10 000.00
'Lama Diriya' Allowance for Pre school teachers			734	2 228 000.00
"Uththama Pooja'- providing a nutritional allowance for Pregnant mothers.			249 931	499406 000.00

## **1.20 District Child Protection Authority**

The National Child Protection Authority established by Parliament Act No. 50 of 1998 consists of district and regional officials covering every district. The Authority carries out various programs to create a child friendly environment. Programs conducted in the district for the year 2018 are as follows.

### **Awareness Programmes**

#### **1.) Commemoration of the International Day Against Child Labor**

Conducted awareness programs for 100 police officers on eradicating child labor and dangerous jobs by representing 03 police divisions of Negombo, Kelaniya and Gampaha divisional secretariats on the 12 th of July 2018, on receipt of Rs. 50,000 / = and Rs. 47,500 was spent on the program

#### **2.) Commemoration of the International Children's Day**

➤ Representing all the Divisional Secretary's Divisions on the 01st of October in commemoration of the World Children's day, on the 01st of October, the total number of 39, under privileged children as per 3 in each Divisional Secretariat, f, a collection of educational equipments, and the National Savings Bank and the National Child Protection Authority Commencement of savings of Rs. 1000.00 with the contribution of the Authority. Psycho social activities for children, Awareness program on child protection. on receipt of Rs. 86,500/ = and Rs. 67,000.00 was spent on the program

#### **3) Awareness programme for the teacher students of the National Colleges of Education.**

Awareness programme for the teacher students of the National Colleges of Education was held on 30.10.2018 at the National college of Education, Hapitigama, with the participation of 325 teacher students. On receipt of Rs. 56300/ = and Rs. 60,700.00 was spent on the program.

#### **4) Commemoration of the Girl's International Day**

"Sidu Dari Abhiman" project was implemented in Negombo Kuttidoowa fishery village to empower girls based on the Girl's International Day. On Implementation of this project a sum of Rs. 50,000 / = was received.

### **5) Community-Mediation Program to Prevent Under-Age Marriages and Pregnancies.**

In order to implement the above project in the Pethiyagoda Health division, a sum of Rs. 50,000 / = was received.

### **6) Establishment of Child Protection Committees**

**Providing education sets worth Rs. 3000 for 6 schools in Gampaha District and setting up child protection committees. For this, an amount of Rs. 18,000 was received.**

1. Pahalayagoda Swarnapali Vidyalaya - 2018.11.13
2. Ambaraluwa Mihindu Vidyalaya - 2018.11.15
3. Bandiyamulla Gajaba Vidyalaya - 2018.11.16
4. Rathupaswala Bodhiraja Vidyalaya - 2018.11.23
5. Bollatha Dharmapala Vidyalaya - 2018.11.28
6. Nadungamuwa Siriseewali Vidyalaya - 2018.11.29

### **6). Monthly Progress Review Meetings**

Monthly Progress Review Meetings were held with participation of divincial level Child protection officers and Rs. 15,000 was received as provisions.

## 1.21 Women Affairs

### Subject – Kantha Saviya

No	Divisional Secretariat	Detail of the Program	Head of Expenditure	Bond	True Expenditure	Balance	Date of the program	No of beneficiaries
1.	Gampaha	-	-	-	-	-	-	-
2.	Divlapitiya	Motivation on improvement of income	120-2-3-6-2509	17,000.00	17,000.00	-	2018.03.22 2018.03.23	25
3.		'Yownbara Wasanthayata Aruthbara Hetak' program	120-2-3-6-2509	62,500.00	59,590.00	2910.00	2018.09.21	105
4.	Katana	-	-	-	-	-	-	-
5.	Negombo	'Diriya Manpetha' program	120-2-3-6-2509	3,83,000.00	3,83,000.00	-	2018.04.11 2018.11.28	34
6.	Minuwangoda	Counselling program	120-2-3-6-2509	10,000.00	10,000.00	-	2018.08.03	100
7.	Meerigama	'Yownbara Wasanthayata Aruthbara Hetak' program	120-2-3-6-2509	62,500.00	62,500.00	-	2018.08.23 2018.08.24	101
8.	Attanagalla	'Diriya Manpetha' program	120-2-3-6-2509	99,940.00	99,940.00	-	2018.06.05	04
9.		'Sumithuru Gammana' program	120-2-3-6-2509	34,750.00	34,750.00	-	2018.05.25 5/31 , 6/14	250
10.	Jaela	Motivation on improvement of income	120-2-3-6-2509	17,000.00	16,700.00	300.00	2018.03.22 2018.03.23	25
11.		'Diriya Manpetha' program	120-2-3-6-2509	1,31,980.00	1,31,980.00	-	2018.06.20	10
12.	Wattala	Empower the economy of women workers in abroad.	120-2-3-6-2509	25,000.00	25,000.00	-	2018.05.11	01

13.	Mahara	Project of production of spices	120-2-3-6-2509	2,00,000.00	2,00,000.00	-	2018.12.31	10
14.		'Sumithuru Gammana' program	120-2-3-6-2509	40,000.00	40,000.00	-	2018.08.6/ 08.14/21	250
15.	Kelaniya	Counselling program	120-2-3-6-2509	10,000.00	10,000.00	-	2018.08.02	103
16.		Strengthen the women net.	120-2-3-6-2509	5,000.00	4,800.00	200.00	2018.07.20	50
17.	Biyagama	Motivation on improvement of income	120-2-3-6-2509	17,000.00	17,000.00	-	2018.05.21 2018.05.22	28
18.		Counselling program	120-2-3-6-2509	10,000.00	10,000.00	-	2018.08.10	40
19.	Dompe	-	-	-	-	-	-	-
20.	District Secretariat	Awareness of prior disasters program	120-2-3-6-2509	15,000.00	12,700.00	2300.00	2018.08.16	63
21.		Obtain selling stalls to Gampaha District Women bala Mandalaya	120-2-3-6-2509	1,25,000.00	1,24,120.00	880.00	2018.12.31	04
22.		Progress Review meeting of Women Development Officers.	120-2-3-6-2509	5,775.00	5,775.00	-	2018.08.09	30
23.		Progress Review meeting of Women Development Officers	120-2-3-6-2509	11,550.00	11,550.00	-	2018.09.27 2018.11.26	52
<b>Total</b>				<b>1,99325.00</b>	<b>1,95945.00</b>	<b>3380.00</b>		<b>1285</b>

### Combined Capital Investment Program - 2018

Subject - Self employment for head of household women

No	Divisional Secretariat	Detail of the Program	Head of Expenditure	Bond	True Expenditure	Balance	Date of the program	No of beneficiaries
1.	Gampaha	Providing self employment assistance for the development of livelihoods under the empowerment of household women.	120-2-3-21-2509	60,625.00	60,625.00	-	2018.12.31	01
2.	Katana	Providing self employment assistance for the development of livelihoods under the empowerment of household women	120-2-3-21-2509	265,000.00	2,64,817.00	183.00	2018.12.28	08
3.	Negombo	Providing self employment assistance for the development of livelihoods under the empowerment of household women.	120-2-3-21-2509	90,800.00	90,800.00	-	2018.11.16	02
4.	Divlapitiya	Providing self employment assistance for the development of livelihoods under the empowerment of household women	120-2-3-21-2509	250,000.00	250,000.00	-	2018.12.18	05
<b>Total</b>				<b>6,66425.00</b>	<b>6,66242.00</b>	<b>183.00</b>		<b>16</b>

## Combined Capital Investment Program 2018

Subject - Implementation of National Activation Plan SGBV.

No	Divisional Secretariat	Detail of the Program	Head of Expenditure	Bond	True Expenditure	Balance	Date of the program	No of beneficiaries
1.	Gampaha	Counseling Service for addressing issues based on gender and Male-Female gender issues.	120-2-3-20-2509	24,000.00	24,000.00	-	2018.10.16	100
2.	Katana	”	120-2-3-20-2509	36,000.00	36,000.00	-	2018.10.09 2018.11.18	101
3.	Negombo	”	120-2-3-20-2509	24,000.00	24,000.00	-	2018.10.22	100
4.	Divlapitiya	”	120-2-3-20-2509	24,000.00	24,000.00	-	2018.10.28	100
5.	Minuwangoda	”	120-2-3-20-2509	24,000.00	24,000.00	-	2018.10.08	100
6.	Meerigama	”	120-2-3-20-2509	24,000.00	24,000.00	-	2018.10.15	100
7.	Attana	”	120-2-3-20-2509	24,000.00	24,000.00	-	2018.10.17	100
8.	Jaela	”	120-2-3-20-2509	24,000.00	24,000.00	-	2018.10.23 2018.11.07	100
9.	Wattala	”	120-2-3-20-2509	12,000.00	12,000.00	-	2018.10.18	50

No	Divisional Secretariat	Detail of the Program	Head of Expenditure	Bond	True Expenditure	Balance	Date of the program	No of beneficiaries
10.	Dompe	Make a Communion on reduction of violence against women based on gender and Male- Female gender issues.	120-2-3-20-2509	75,000.00	75,000.00	-	2018.10.21 2018.11.10 2018.11.18	250
11.		Counseling Service for addressing issues based on gender and Male- Female gender issues.	120-2-3-20-2509	12,000.00	12,000.00	-	2018.10.01	107
12.	Kelaniya	Prepare Children and Women Development Unit.	120-2-3-20-2509	2,38560.00	2,33220.00	5340.00	2018.11.10	-
13.		Counseling Service for addressing issues based on gender and Male- Female gender issues.	120-2-3-20-2509	12,000.00	12,000.00	-	2018.10.04	50
14.		Buy equipment for Children and Women Development Unit	120-2-3-20-2509	4,87,685.22	4,87,685.22	-	2018.11.10	-
15.	Biyagama	Buy Office equipment for Children and Women Development Unit	120-2-3-20-2509	2,66,597.50	2,66,597.50	-	2018.05.06	-
16.		Counseling Service for addressing issues based on gender and Male- Female gender issues.	120-2-3-20-2509	24,000.00	24,000.00	-	2018.10.14	100
17.	Mahara	Women and girls awareness raising awareness campaigns on appropriate reactions of women and girls at risk situations and prevention of abuse and exploitation	120-2-3-20-2509	20,000.00	20,000.00	-	2018.11.16	101

18.		Counseling Service for addressing issues based on gender and Male- Female gender issues.	120-2-3-20-2509	24,000.00	24,000.00	-	2018.10.02	105
19.	District Secretariat	International Women's Day Program and the exhibition of Women's Products.	120-2-3-20-2509	64,100.00	51,306.00	12,794.00	2018.03.05	281
20.		Combined District meeting on Women and Children's affairs in Gampaha District.	120-2-3-20-2509	25,175.00	23,270.00	1905.00	2018.03.29	85
21.		Conducting district child development committee meeting.	120-2-3-20-2509	19,000.00	19,000.00	-	2018.05.27	80
22.		Conducting district child development committee meetings for second and third quarters.	120-2-3-20-2509	19,000.00	19,000.00	-	2018.12.07	85
<b>Total</b>				<b>15,03117.72</b>	<b>14,83078.72</b>	<b>20,039.00</b>		<b>2095</b>

## Combined Capital Investment Program - 2018

Subject - **Maintaining and activating the Security Centers**

No	Divisional Secretariat	Detail of the Program	Head of Expenditure	Bond	True Expenditure	Balance	Date of the program	No of beneficiaries
1.	Gampaha	Preparation of furniture and household equipment for daycare centers and preparing a playground.	120-2-3-17-2509	4,73900.00	4,66597.50	1752.50	2018.12.31	01
<b>Total</b>				<b>4,73900.00</b>	<b>4,73900.00</b>	<b>1752.50</b>		<b>01</b>

**Information of All Women Organizations in Gampaha District (As at 31/12/2018)**

<b>No</b>	<b>Divisional Secretariat</b>	<b>No of GN divisions</b>	<b>Registered No of women Organizations</b>	<b>No of Active women Organizations</b>	<b>No of Inactive women Organizations</b>
1.	Gampaha	101	97	71	26
2.	Minuwangoda	121	88	38	50
3.	Katana	79	77	59	18
4.	Jaela	57	54	43	14
5.	Wattala	46	42	33	09
6.	Kelaniya	37	36	22	15
7.	Mahara	92	55	35	20
8.	Biyagama	49	46	23	23
9.	Dompe	133	120	120	67
10.	Attanagalla	151	128	118	08
11.	Divlapitiya	123	123	50	73
12.	Meerigama	149	118	37	80
13.	Negombo	39	78	25	60
<b>Total</b>		<b>1177</b>	<b>1062</b>	<b>674</b>	<b>463</b>

## 1.22 Cultural Affairs Division

### Vision :

The vision of the Department of Cultural Affairs is to build a blissful country through full of daring, disiplined, beautiful hearted people.

### Mission:

Hold Sri Lanka as a developed country, with a proud nation through protection, preservation, promotion and advertising Sri Lankan national heritage as a powerful catalyst in leading the development goals that meet the cultural identity.

### Programs and Festivals Implemented in 2018

No	Date	Program	Venue
1.	2018.01.01	All religious Program	Kelaniya Rajamaha Viharaya and Peliyagoda Hindu Kovil
2.	2018.02.23	Amatuer Creative Writer's Workshop -1	District Secretariat
3.	2018.02.24	District Dancing Competitions	Yakkala Chandajothi College
4.	2018.04.16	State Fetival of Oil immersion	Attanagalla Rajamaha Vihara
5.	2018.05.31	Mobile School	Air Force Camp- Katunayaka
6.	2018.07.29	Amatuer Creative Writer's Workshop -11	Yakkala Chandajothi College
7.	2018.08.09	District Competitions of Child Arts Competitions	Gampaha Madagama Maha Viharaya
8.	2018.10.26	District Literary Festival	District Secretariat
9.	2018.11.16	Trip of District Cultural Bala Mandalaya	Kurunegala District
10.	2018.11.30	"Arunalu' School Program	District Secretariat
11.	2018.12.01	Writer's Literary Festival	District Secretariat
12.	2018.12.03	Hitiwana Kavi Maduwa	District Secretariat

## Functions of Gampaha District Writer's Association in 2018

- Holding 2 workshops to improve creativity of amateur writers
- The annual magazine, “Prathibhimba” is printed sixth time
- Awarding prizes and certificates for the winners who received the first second and third places in the most innovative work of the novel, short story, poetry and children's literature in the print and manuscript sections.
- Organizing the book launching ceremonies of popular and amateur writers and organizing the event with the organizational strength for such programs.
- Admiration of the following four literary writers in the Gampaha district parallel to the literaryfestival.
  - Mr. Harischandra Wijethunga
  - Mr. Siril Enderamulla
  - Mr. Kulathilaka Kumarasinghe
  - Mr. Rapiel Thennakoon (his wife instead of him)

## Books Reviewed in 2018

No	Date	Book	Writer
01.	2018.04.02	Salakuna	Mr. Susil J. Amarasekara
02.	2018.05.25	Hichchi nagage Heta Dawasa	Mrs. Indra Wimalasiri
03.	2018.07.16	Saragaya	Mr. Jagath Kumara Senanayaka
04.	2018.09.03	Man Wena Kenek Newei.	Mrs. R.T.K. Gunasekara

## Artists were sent to the Department of Cultural Affairs for the Following Sections.

- National Hitiwana Kavi Competition
- State Music Festival
- State Radio Awarding Festival
- State Puppet Awarding Festival
- State Children's Arts Festival
- State Dancing Festival
- State Literary Festival
- State Photography Festival
- State Children's Drama Festival
- State Televisiont Awarding Festival

## **Programs and Festivals Organized and Participating**

1. Give assistance and coordinate the meetings to combine public and Non government organizations to hold the Kelani Perahara.
2. Attending Attanagalla, Warana, Wattala Hunupitiya Maha Perahera, Bothale Maha Perahera, Sama Vihara Perahera and Perahera committee meetings and coordinate with local institutions. Nominate 10 persons for award 'Kala Bhushana' Award.
3. Recommend artists for Presidential Awards.
4. Award of prizes and certificates as the 3 winners for 17 events in Sinhala, Tamil and English for the District Literary Festival.
5. "Dolosmahe Pahana' the annual program coordination with the divisional secretariats.
6. Summoning progress review meetings of cultural officers in Gampaha district
7. District Progress Report to the Department of Culture quarterly.
8. Kalayathna Surveys.
9. Engagement of artistes in the District for Wes and Pahinpath Festivals..
10. Participation for bala Mandala and divisional literary festivals.
11. Coordination and participation of 'Kalakaru Suwadam' program.
12. Selection of artists for providing aids for 'Angahinga Kalakaru' program.
13. Nominate artists for artist's medical aids.

## **1.23 Buddhist Affairs Division**

### **Coordination**

- Ministry of Buddha Shasana and Religious Affairs
- Department of Buddhist Affairs

### **Vision and Mission of the Ministry of Buddha Sasana**

#### **Vision**

"To be the prominent facilitator in the development of Buddhist values a socially responsible society"

#### **Mission**

To create a virtuous society with a good lifestyle in the formulation and implementation of policies and programs with the participation of all stakeholders based on Buddhist teachings and centered around Buddhist places of worship.

### **Vision and Mission of the Department of Buddhist Affairs**

#### **Vision**

"Towards a society that preserves Buddhist principles"

#### **Mission**

"To create a righteous and virtuous society that will contribute to the understanding of the local and foreign Buddhists through the well organized and implemented activities and well-being of the Buddha Sasana, development and enhancement of the Buddha Sasana and fulfillment of an exemplary Buddhist society".

## **Objectives**

1. Protect, nourish and promote Theravada Buddhism.
2. Securing, organizing and preserving secular property for the preservation of the Buddha Sasana.
3. To create a respectful and creative society for Buddhist values.
4. To maintain, nourish and develop the other ideologies connected with Buddha Sasana for ages.
5. Enriching, conservation and developing Buddhist literature and crafts.
6. Revering and leading Buddhist people to build Buddhist economies in line with modern technology.

## **Functions for Development in the Field of Daham School**

### **Distributing Damma School text books and other books.**

Daham school text books 2018, TGs, Registers and other required books were distributed to 233,907 students of 759 Daham School and 11,425 teachers in which were implemented within the district and for this purpose approximately Rs. 19,854,726.00 has been expended for Gampaha District.

### **Providing Library Allowance for Daham School Teachers**

A sum of Rs. 5000 allowance was released to the accounts of the Daham School teachers, those who meet the requirements of completing one consecutive year's service and aged above 18, combined the annual library allowance of Rs.2000.00 and 200.00 monthly transport allowance together. A sum of Rs. 46,290,000.00 was deposited for 9258 teachers accounts in 2018.

## **Daham school Grade Examinations**

The Department of Buddhist Affairs is conducting island wide examination for grades 6-10 in Dhamma Schoolson 25/11/2018. Making question papers, monitoring and issuance of certificates are also done by the department.

## **Holding Examinations for grade 1-5 Students in Daham schools**

Holding examinations for grade 1-5 students in Daham schools was maintained by the district secretariat since year 2015, and in the year 2018 it was very successful at Rs. A sum of 200,000.00 rupees was spent and a certificate was issued to all students who pass the examination.

## **Dhamma School Teacher Certificate Examination**

Dhamma School Teacher Examination was held at the Bandaranaike Vidyalaya, Gampaha on 16/06/2018 for about 850 candidates and Rs. 66,329.00 (over Rs. Sixty six thousand three hundred and twenty nine rupees) had been spent.

## **Programme of Evaluation Skills of Daham School students**

After passing the provincial committee evaluation, the district student skills evaluation at the Gampaha Bandaranaike College was held on 28/10/ 2018 and the students selected for the All Island Assessment Skills competitions. This year's All Island Students' Skills Evaluation Program was held on 27<sup>th</sup>,28 and 29<sup>th</sup> of December, 2018 at Mahanama National School, Monaragala and Gampaha District was able to secure first place in all island level for the second time.

## **'Dhamma Sarasaviya' Program**

The program is aimed at improving the knowledge of the Dhamma School Teachers and opening the gates for the higher education. This program is conducted in collaboration with the University of Sri Jaywardenepura and the Pali and Buddhist University of Sri Lanka. This course will be jointly conducted by the University of Buddhist and Pali Studies and the Department of Buddhist Affairs of Sri Lanka in 2018. For this course 236 teachers were selected by an interview and from April, to December 2018, lectures hours of 180, were held under 6 subjects by 6 lecturers. One day meditation training course held at Dekatana

Balummahara Baunseth Suwa Asapuwa on 14/07/2018 and more than 100 persons involved. For this program in Gampaha District, Rs. 197,890.00 was allocated by the Department of Buddhist Affairs and all the necessary arrangements have been done to hold the examinations in January 2019 and 135 teachers are to be participated.

#### **Promotion Course for Pali Language**

The Pali Language Development Program was held in Gampaha, Bandiyamulla, Vidyasekara Piriwena in the year 2018 for the development of Pali language knowledge of Dhamma School teachers. In December 2018, lectures were finalized and the examination will be held in January 2019. For this course Rs. Rs. 76,000.00 was spent by the Department of Buddhist Affairs.

### **Functions for the development and maintenance of temples**

#### **Providing Donation to Temples**

Development assistance to temples is being carried out under a variety of subjects under the Ministry of Buddha Sasana and Religious Affairs and the Department of Buddhist Affairs.

Accordingly, Rs. 26,937,828.59 has been provided by the Ministry of Buddha Sasana for the development of temples in the Gampaha District for the rehabilitation and development of temples.

As Perahera Aids Rs. 50,000 has been allocated by the Department of Buddhist Affairs. And for the affairs of the training center situated in Kiribathgoda for Dasasil Matas and for the 'Sangamitta Programme' Rs. 753,820.00 has been allocated.

## **Providing Donations for Funerals of Buddhist Priests**

In 2018, The Ministry of Buddha Sasana has spent about Rs. 187,500.00 for the funerals of the Buddhist priests in Gampaha District.

## **Emergency disaster relief**

In order to restore the damage caused to some temple vans due to the sudden disaster situation in 2018, Rs. 1,422,743.59 was given by the Buddha Sasana Ministry.

## **Other Tasks Performed**

- **2018 Inarguration Pinkama**

As the Inarguration Pinkama in 2018 to invoke blessings for the president, to the country and to the people a Bobhi Pooja was held on 03/01/2018 at Kelaniya Rajamaha Viharaya with participation of about 100 bhikkus. It was organized by the Presidential Secretariat, Gampaha District Secretariat, and Divisional Secretariat.

- **All Religious Programs to Invoke Blessings for the Country and its People.**

On informed by the Presidential Secretariat, to invoke blessings for the people, who were affected by the natural disasters like, flood, land slides, draughts and infectious diseases a Pirith Pinkama and other religious activities were organized on 29/06/2018 with the leadership of the District Secretariat, in all the divisional Secretariats.

- **'Janapathi Sadaham Yathra'**

The Dam Sabhawa, The 38<sup>th</sup> program of Poya Day Daham Sermon series, which is being conducting in all the poya days was held at Kelaniya Pethiyagoda Paramartha Dharmakara Piriwena and 45<sup>th</sup> sermon on 22/12/2018 at International Sama Viharaya,

Colombo Road, Gampaha are organized by the Buddhist Affairs Unit of the District Secretariat and the relevant divisional secretariats.

- **Punya Grama Programme**

Under the moral, social and economic Development Programme of the ministry of Buddha Sasana, by selecting 200 families from under developed 50 villages according to the social economic statistics, the programme was implemented in 3 selected villages of Divlapitiya, Dompe, Attanagalla, Katana and Meerigama. For the year 2018, Rs. 1,915,058.00 were spent.

## 2. Explosive License Division

### Main Activities of this Division

1. Issuing explosive permits and premium articles to possess, and obtain explosive material for commercial granite industry in small, medium and large scale quarries.
2. Issuing explosive permits to remove stones, which are obstruct the way of digging a well, making a building foundation or making a road.
3. Participation in explosion and combined field researches, held by Central Environment Authority, mining industry or geographical surveys for commercial granite mining.
4. Issuing permits for suppliers of explosive materials to give authorized dealers and examining their stores and ledgers.
5. Issuing explosive permits for the chemicals that are needed in the production of Ayurvedic drugs, under the act of Explosive Materials.
6. Issuing explosive permits for the chemicals for manufacturing of matches, under the act of Explosive Materials.
7. Issuing explosive permits for the chemicals for manufacturing of mosquito coils.
8. Issuing explosive permits for the chemicals which are needed for manufacturing incense sticks under the act of Explosive Materials.
9. Issuing explosive permits for the chemicals for manufacturing of firework under the act of Explosive Materials.
10. Issuing permits to get premium articles which are explosive, used in fireworks under explosive materials act.
11. Issuing export permits to export explosive materials under the act of Explosive Materials.
12. Issuing export permits to export chemicals under the act of Explosive Materials.
13. Issue of permits under the explosives Act for the manufacture of metal extracts, gloves, inks and fertilizers, manufactured using an auxiliary material for explosives.
14. Issuance of Premium letters with relevant of the issuing of bullets to the shot guns issued for the protection of Cultivation and property.

15. Issuance of Explosive Export Licenses under the Explosive Substance Act for the export of chemicals or explosives from manufactured material or their explosives.

**1. The Income and Number of Earned Through the Issuance of Permits/ licences  
(According to Types) in 2018**

Issuance of licence for explosives		Progress	
		No of licences	Income (Rs.)
1.	For large scale, medium and small scale commercial granite mining industries	292	440,000.00
2.	For removing stones When cutting a pile, digging a well, preparing a road,	14	4000.00
3.	For Ayurvedic pharmaceuticals	00	00.00
4.	For mosquito coat production	00	00.00
5.	For metal extraction and paints	01	20,000.00
6.	For gloves	14	116,000.00
7.	For Matches products	02	6000.00
<b>Total</b>		<b>323</b>	<b>586000.00</b>

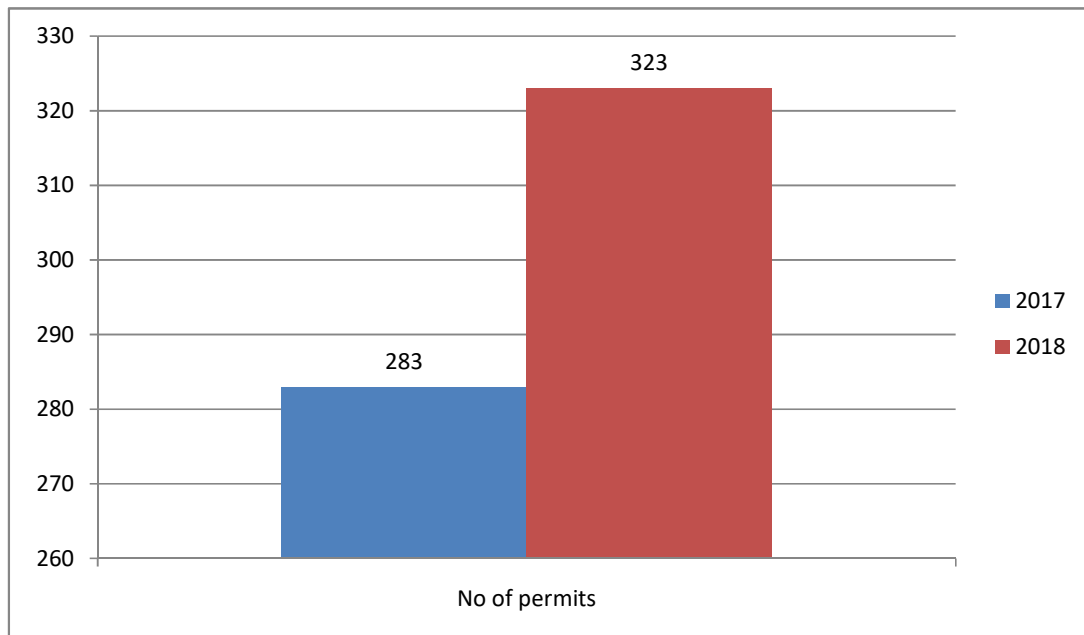
**3. Issuance of licence for explosives 2018**

No	Issuance of licence for Explosives	Progress	
		No of licences	Income (Rs.)
1.	For productions of fireworks	179	378,000.00
2.	For sale of firework	249	588,700.00
3.	For explosive products such as;water jel , Gun powder and Service thread.	03	11,000.00
4.	For all import permits	18	462,000.00
5.	For all sales representatives	21	459,000.00
<b>Total</b>		<b>470</b>	<b>1,898,700.00</b>

## 04. Progress in 2018 Compared to 2017

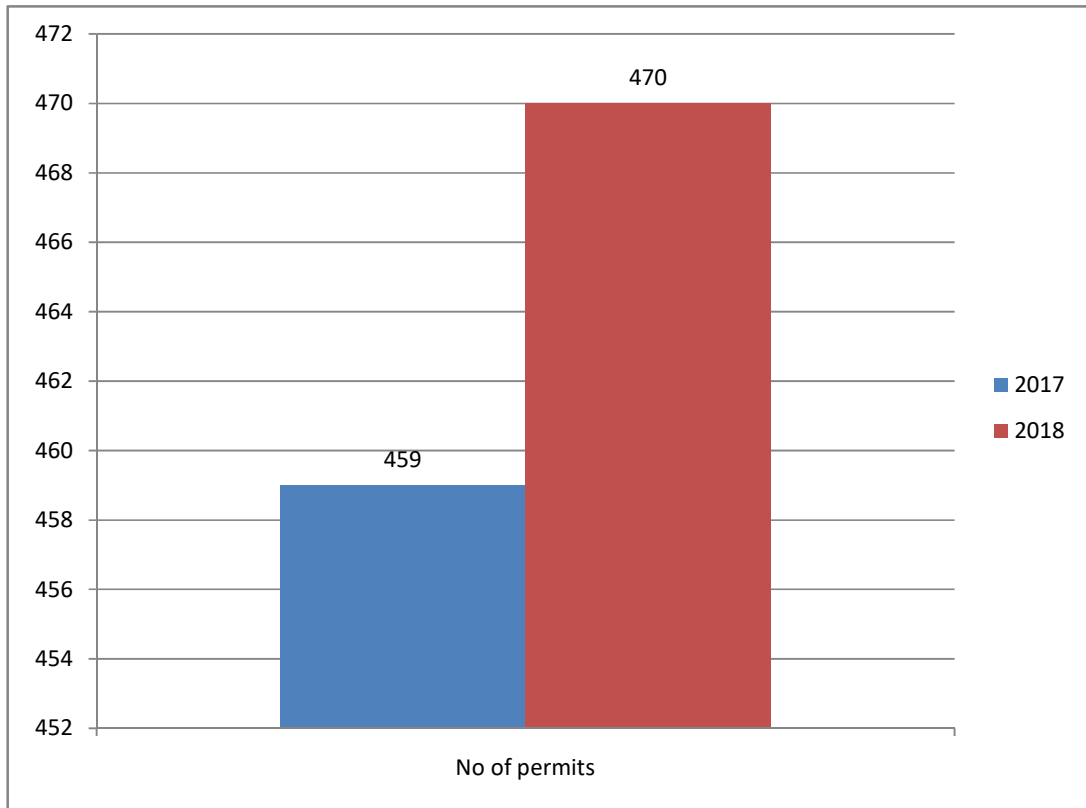
### I. Issuing licenses

	<b>Issuing licenses</b>	<b>No of licenses in 2017</b>	<b>No of licenses in 2018</b>	<b>Progress %</b>
01.	For large scale, medium and small scale commercial granite mining industries	243	292	1
02.	For removing stones When cutting a pile, digging a well, preparing a road,	19	14	7
03.	For Ayurvedic pharmaceuticals	03	00	00
04.	For mosquito coat production	02	00	
05.	For metal extraction and paints	04	01	25
06.	For gloves	09	14	155.5
07.	For Matches products	03	02	66.66
	<b>Total</b>	<b>293</b>	<b>323</b>	<b>114.13</b>



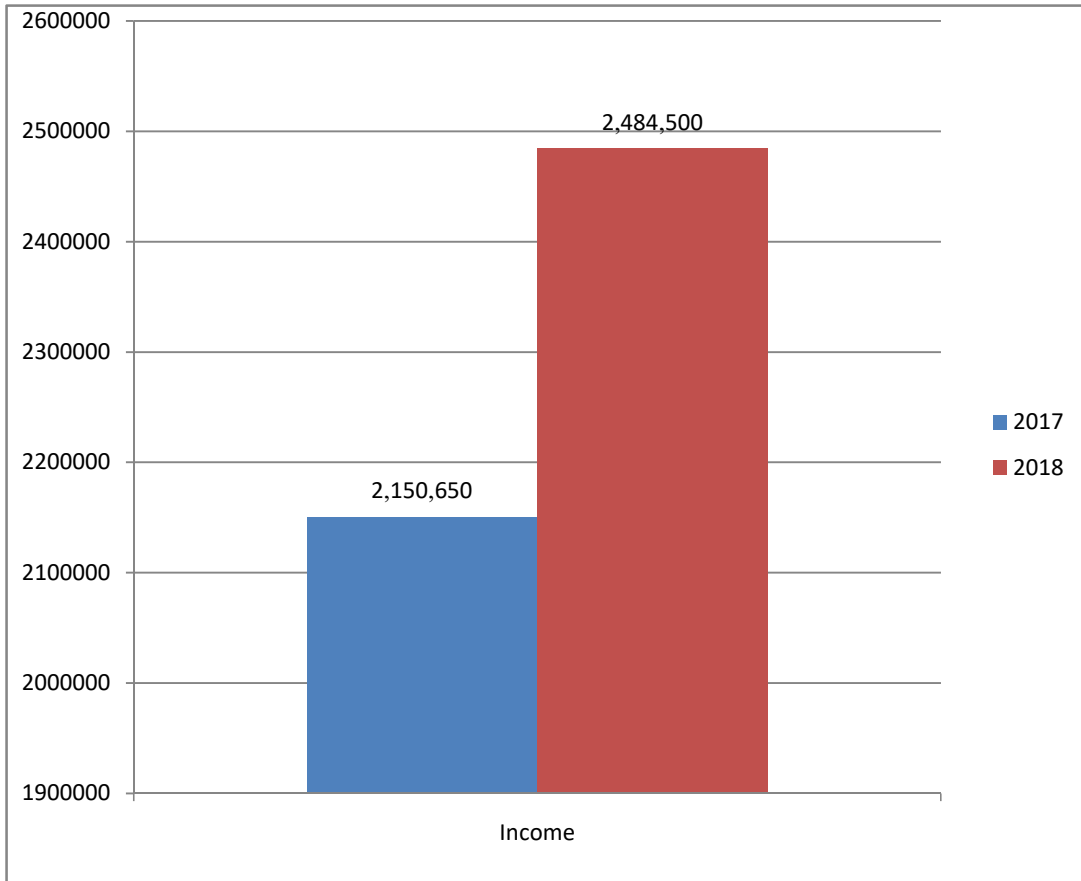
## II.Issuing Explosive Permits

	Issuance of permits for explosives	2017 No of permits	2018 No of permits	Progress
01.	For productions of fireworks	160	179	111.86
02.	For sale of firework	253	249	98.41
03.	For explosive products such as;water jel, Gun powder and Service thread.	04	03	75
04.	For all import permits	20	18	90
05.	For all sales representatives	22	21	95.45
	<b>Total</b>	<b>459</b>	<b>470</b>	<b>102.4</b>



### III. Income Earned

Permit/ License Income	2017	2018	Progress
1. For Permits	437,650.00	586,000.00	133.9
2. For Licenses	1,713,000.00	1,898,500.00	110.8
<b>Total</b>	<b>2,150,650.00</b>	<b>2,484,500.00</b>	<b>115.5</b>



## 05. Quantity of Explosives Used by the Gampaha District in the Year 2018

There are two major industries that use chemicals and explosives under the Explosive Act. Production of mine and production of fireworks.

### I. Explosives used in Quarries

Explosive type	Quantity used
Gun powder	497.5kg
Service threads	617,936 m
Water jel	42,329 kg
Normal Detenator	No 336,329
Amonium Nitrate	273,856 kg
Electric Detenator	No 95,191

The total number of cubes manufactured using the above explosives is about 632,867. (NB: - Geological Survey and Mines Bureau calculates according to the rating used by the Geological Survey and Mines Bureau).

### ii. Explosives used in Fireworks.

Chemical Discharge Quantities for Explosive and Chemical Explosives Act	Used Quantity (Kg)
Potacium Nitrate	256,750
Berium Nitrate	94,020
Potassium Perchlorate	24,175
Potassium Clorate	2,725

The total number of crackers and fake goods manufactured in the area are 3,158,480 kilos using the quantities of potassium nitrate mentioned above. (NB: - calculated by the Ministry of Defense.)

### 3. District Planning Secretariat

Provisions have been made for various programs by various ministries and departments for the Gampaha District in the year 2018. Programs implemented under this program were completed covering all 13 DS divisions in the Gampaha District. The ways in which these provisions are divided are summarized below.

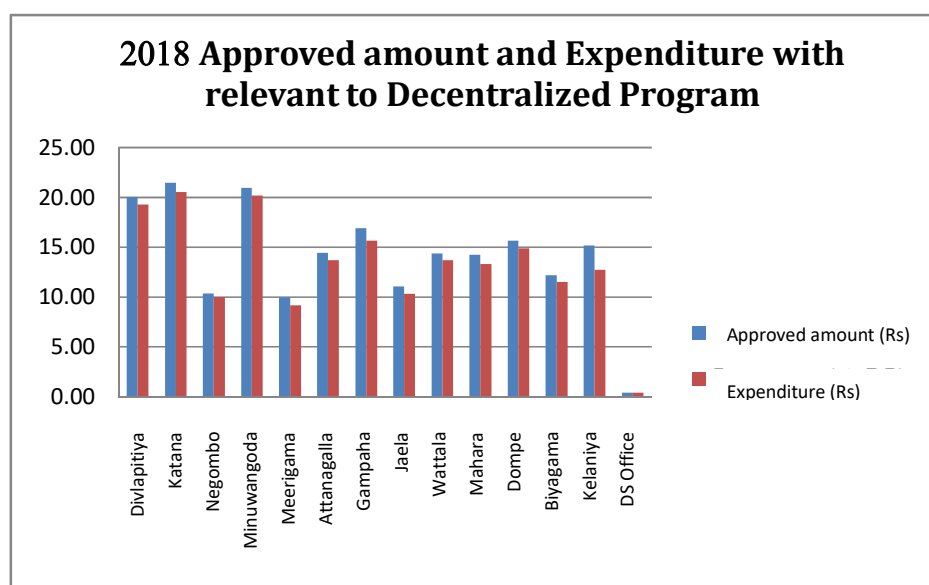
No	Ministry	Program	No of projects	Approved Amount	Expenditure (RS.M)
1.	Ministry of National Policy and Economic Affairs	Decentralized Budget	857	197.32	187.16
2.		Regional Infrastructure Special Program (RISP)	247	646.66	144.13
3.		Rural Infrastructure Development Special Program II(RIDSP)	343	244.25	99.55
4.		Rural Infrastructure Development Special Program (Best Project)	1	0.50	0.48
5.		Religious Centers Development Program	21	10.50	9.43
6.		Gamperaliya program	2311	1,818.19	382.65
<b>Sub Total</b>			<b>3780</b>	<b>2,917.42</b>	<b>823.40</b>
7.	Ministry of Sustainable Development, Wildlife and Regional Development	Regional Infrastructure Special Program	51	85.37	61.21
8.		Social, cultural and housing development program	724	14.58	5.64
9.		Livelihood Development Program	590	19.72	12.56
10.		Social, cultural and Social Development project	49	21.48	20.74
<b>Sub Total</b>			<b>1414</b>	<b>141.15</b>	<b>100.15</b>

No	Ministry	Program	No of projects	Approved Amount	Expenditure (RS.M)
11.	Ministry of Sports	Rural Playground Development Program	9	17.33	14.21
12.	Department of Sports Development	Capacity building program for Netball Coaches	1	0.05	0.04
		Rural Playground Development Program	2	4.00	3.74
<b>Sub Total</b>			<b>12</b>	<b>21.38</b>	<b>17.99</b>
13.	Ministry of Megapolis and Western Development	'Sukhitha Purawara' program	218	280.72	168.84
14.		'Sihilal Dahana' program	19	9.50	9.37
<b>Sub Total</b>			<b>237</b>	<b>290.22</b>	<b>178.21</b>
15.	Ministry of Marine and Aqua Resources Development and Rural Economy	Pottery Villages Development Program	2	0.72	0.72
16.		Traditional Handycrafts Industry Development Program	5	1.62	1.53
17.		Kithul Development Program	1	0.02	0.02
18.			<b>8</b>	<b>2.36</b>	<b>2.27</b>
19.		Providing Sanitary facilities for fishermen	141	3.59	2.50
20.		Program of deepen the lagoons	8	0.73	0.14
21.		Other Marine Projects	6	5.53	4.03
<b>Sub Total</b>			<b>155</b>	<b>9.85</b>	<b>6.67</b>

No	Ministry	Program	No of projects	Approved Amount	Expenditure (RS.M)
22.	Ministry of Buddha Sasana	Repairment of ancient temples	6	12.50	11.10
23.		Rebuild program of underdeveloped temples	12	3.60	3.50
24.		Rebuild program of underdeveloped Daham Schools	34	6.40	6.00
25.		Rebuild program of temples, affected to natural disasters	1	0.30	0.30
<b>Sub Total</b>			<b>53</b>	<b>22.80</b>	<b>20.90</b>
26.	Ministry of Postal, Postal Services, and Islam religious Affairs	Program of Islam religious Development program	2	2.20	2.18
<b>Sub Total</b>			<b>2</b>	<b>2.20</b>	<b>2.18</b>
27.	Presidential Secretariat	Grama Shakthi People's Program	13	42.70	41.76
28.		Special Project – Gampaha Divisional Secretariat	7	5.50	5.19
29.		Construct the Dhamma Hall Paththaduwana Bhikku Institute	1	2.50	2.43
<b>Sub Total</b>			<b>21</b>	<b>50.70</b>	<b>49.38</b>
30.	Ministry of Urban Planning and Water Supply	South Asian Summit on Sanitation – Step 1 (SACOSAN)	7	0.25	0.25
<b>Sub Total</b>			<b>7</b>	<b>0.25</b>	<b>0.25</b>

No	Ministry	Program	No of projects	Approved Amount	Expenditure (RS.M)
31.	Ministry of Telecommunications, Digital Infrastructure and Foreign Employment	School computer lab project	4	0.80	0.59
<b>Sub Total</b>			<b>4</b>	<b>0.80</b>	<b>0.59</b>
32.	Ministry of Home Affairs	Preparation of the Hatchery System at Attanagalla Housing Scheme	1	5.04	4.87
<b>Sub Total</b>			<b>1</b>	<b>5.04</b>	<b>4.87</b>
33.	Provisions of different ministries	Bills in hand - 2017	1131	675.84	675.25
34.		Continuous projects - 2018	124	74.96	66.33
<b>Sub Total</b>			<b>1255</b>	<b>750.80</b>	<b>741.58</b>
<b>Total</b>			<b>6949</b>	<b>4,214.97</b>	<b>1,948.44</b>

Following are the detailed progress of the development projects that were implemented in Gampaha district using the above provisions according to the programs.



### 3.2 District Consolidated Capital Investment Program - 2018

A report of the year 2018 was prepared in relation to this program, Sectoral and budgetary expenditure as a sectoral, sectoral and administrative infrastructure for agriculture, industry, tourism and trade, human settlements, economic infrastructure, social infrastructure, transport, administration, As statutory boards, according to sources of funds and the respective Divisional Secretariats.

#### Annual District Integrated Implementation Program - 2018

Fourth quarterly progress  
Distribution of funds according to the source of funds.

No	Source	No of projects	Provisions (Rs. M.)	Expenditure (Rs. M.)
1.	Decentralized Budget	857	197	187
2.	Linear Ministries	6,002	5,751	3957
3.	Provincial Councils	3,038	2,851	2639
4.	Local government Institutions	1189	564	415
5.	Foreign Aids and Special Projects	2	10,549	5,633
6.	Statutory Boards	266	9,167	1761
Total		11,354	29,079	14,592

#### Annual District Integrated Implementation Program - 2018

Fourth quarterly progress  
Distribution of funds according to the sectoral Classification.

No	Unit	No of projects	Provisions Rs M	Expenditure Rs. M
1.	Agriculture	421	576	419
2.	Industrial	1,632	740	457
3.	Human Settlement	643	424	317
4.	Economic Infrastructure	109	53	21
5.	Transport	5,579	23,969	11,228
6.	Social Infrastructure	2,957	3,143	2,086
7.	Administration General tasks	13	174	64
Total		11,354	29,079	14,592

### 3.3 Rural Infrastructure Development Program Special Program

#### Step II - 2018

A sum of Rs. 244.25 million was allocated for 343 projects proposed by the Hon. Gampaha District Council Members elected to Gampaha District.

Out of which Rs. 99.56 million worth projects were implemented throughout the Gampaha District and 14 projects that were to be continued for the year 2019. Rs. 53.03 Mn. was required for 14 projects, as at 31.12.2018. Similarly, 75% of these projects were road projects.

#### Progress as at 31/12/2018

No	Divisional Secretariat	Approved No of Projects	Approved amount (Rs.M.).	Financial Progress			
				No of paid projects	Value of completed projects (Rs.M).	No of continuous projects	Value of continuous projects (Rs.M)
1.	Divlapitiya	43	23	36	18.57		
2.	Katana	18	27.5	3	1.79	1	4.54
3.	Negombo	7	3.5	3	1.46		
4.	Minuwangoda	33	24.25	24	15.96		
5.	Meerigama	26	19.3	21	13.1		
6.	Attanagalla	34	21.7	14	6.51	4	42
7.	Gampaha	10	5	6	2.97	1	0.49
8.	Jaela	26	20.5	7	3.51	1	0.16
9.	Wattala	39	32	22	16.1	7	5.84
10.	Mahara	43	25	32	18.27		
11.	Dompe	9	4.5	2	0.99		
12.	Biyagama	42	27.5				
13.	Kelaniya	13	10.5				
Total		343	244.25	170	99.55	14	53.03

### 3.4 Infrastructure Facilities Development (Special) Program - 2018

In Gampaha District, Infrastructure facilities Development (Special) Program- 2018 was completed covering 10 divisional secretariats under the provisions provided by the Ministry of National policies and Economic Affairs. Rs.M. 646.66 provisions allocated through elected parliament members in Gampaha district, ministers of national list, provincial council members and the Prime Minister's Office.

In accordance, for the above project Rs.M. 646.66 was approved for 247 projects. Out of them, as at 31.12.2018 for 124 projects, Rs.M. 144.13 was spent 64,185 beneficiaries were identified. For 19 continuous projects Rs. M..277.02 was required.

No	Divisional Secretariat	Approved		Expenditure as at 31.12.2018.		Continuous		
		No of projects	Amount Rs. M.	No of projects	Amount Rs. M.	No of projects	Amount Rs. M.	
01.	Divlapitiya	5	5.00	5	4.52	1	0.44	
02.	Negombo	20	19.00	7	3.89			
03.	Minuwangoda	1	0.82	1	0.47			
04.	Meerigama	30	30.50	24	20.05			
05.	Attanagalla	98	101.49	60	48.49			
06.	Gampaha	14	14.00	8	7.03	4	3.93	
07.	Jaela	44	140.89	7	12.25	4	2.15	
08.	Mahara	3	0.66	3	0.59			
09.	Dompe	12	318.00		40.13	10	267.75	
10.	Biyagama	20	16.30	9	6.32			
	District Administrative expenses					0.39		2.74
	<b>Total</b>	247	646.66	124	144.13	19	277.03	

### 3.5 Grama Shakthi Program- 2018

Under the Sustainable Development Plan, the "Grama Shakthi" Development Program under the Presidential Secretariat was implemented as a national program targeting the public sector, the private sector and the community in order to achieve poverty eradication started in 2017 and successfully implemented in 2018. A provision of Rs.M. 49.74 was granted by the presidential secretariat and a Rs.M. 43. 81 of financial progress is gained as an expenditure of the project.

Grama shakthi program was implemented throughout 13 divisional secretariats and covered 39 GN divisions of Gampaha District. 26 societies and 6 manufacturing societies are registered under the Department of Registrar of Companies under the community controlled villages to eradicate poverty.

The Grama Shakthi micro finance loan scheme in the district has already commenced. Under this, 631 small groups have been formed as the smallest unit throughout the district. All the Assistant Directors of the Divisional Secretariats and the District Secretariat in the year 2018, along with the Grama Shakthi Program, will be briefed on the village development activities in 2018 and all small group Treasurers will be briefed on Micro Finance Accounting in 2018.

In addition, the Grama shakthi was provided with the knowledge and skills of the rural development plan for all the Grama Shakthi beneficiaries and it was able to complete the rural development plans (VDP) in 2018.

According to these rural development plans, the selected project will be launched under the Gama Shakthi program on 20.12.20.2018 at 10.30 am with 39 projects were implemented.

The Grama Shakthi People's Movement' is successfully moving forward in Grama niladhari divisions with social animation effects.

### 3.6 Sihilal Dahana Program

The "Sihilal Dehana" program was implemented in 2018 for the development of religious centers in the identified Divisional Secretariat Divisions in Gampaha District under the provision of the Ministry of Urban Development and the Western Province.

This program was implemented under the following eight Divisional Secretariats of the Gampaha district. As at 31.12.2018, The total number of projects implemented is 19 and the total amount approved is Rs. 2.5 Mn. The total of 19 projects are completed and Rs. 9.36 Cash has been paid.

No	Divisional Secretariat	No of projects	Approved amount Rs.	Paid Amount Rs..
1.	Divlapitiya	2	1,000,253.97	978,302.75
2.	Meerigama	1	500,000.00	488,884.16
3.	Minuwangoda	1	500,000.00	485,346.60
4.	Attanagalla	1	500,000.00	494,551.12
5.	Gampaha	2	1,000,000.00	989,196.71
6.	Jacla	7	3,500,000.00	3,458,968.92
7.	Wattala	4	2,000,000.00	1,978,914.96
8.	Biyagama	1	499,874.20	421,798.42
9.	District Secretariat	0	0.00	70,000.00
	<b>Total</b>	<b>19</b>	<b>9,500,128.17</b>	<b>9,365,963.64</b>

### **3.7 Gampaha District Coordinating Committee Meeting - 2018**

The District Coordinating Committee of the district will discuss all the development programs in the Gampaha District and the policy decisions will be taken regarding the issues that arise.

The District Development committee is composed of 11 sub Committees as, Regional Development Committee (13), Housing Committee, Environment Committee, Agriculture Committee, Fisheries Committee, Samurधि Committee, Price Committee, Committee of Ministers and Sasanarakshaka Balamandalaya.

The Committee consists of District Secretary of Gampaha, the Ministers of Provincial Councils, the Heads of Local Government Institutions, the Heads of the Departments and all the Heads of the Organizations in the District. The Secretary of the committee is the District Secretary and the District Planning Secretariat is the Secretariat.

District Coordinating three committee meetings were held under the Co- Presidentship of the Chief Minister of the Western Province, Isura Devapriya, The Minister of Urban Planning and Water Supply- Hon. Sudharshini Fernandopulle and Gampaha District MP, Hon. Ajith Mannapperuma, on 27.02.2018, 24.04.2018 and 26.07.2018. and District Coordinating one committee meeting was held under the Co- Presidentship of the Chief Minister of the Western Province, Isura Devapriya, The Minister of Urban Planning and Water Supply- Hon. Sudharshini Fernandopulle and Gampaha District MP, Hon. Harshana Rajakaruna.

### **3.8 Special Meetings**

A special discussion was held on August 20, 2018, on the issue of drinking water in the Gampaha District, due to the deep tube wells of the area, by the Chairman of the Western Provincial Council Sunil Wijerathne.

A special meeting at the Gampaha District Coordinating Committee was held with the participation of Co-Chairmans of the District Coordinating Committee Hon. Lasantha Alagiyawanna, Deputy Minister of Finance and Mass Media, Hon. Harshana Rajakaruna, and the co-Secretaries of Provincial Coordinating Committees and other public officers was held on 04/10/2018..

In addition to the above meetings, in order to improve the progress of the development programs implemented in the district, in a series of progress review meetings was held with the participation of all the project implementing authorities from the District Secretariat, on 11.04.2018, 08.06.2018, 17.09.2018. and 27.11.2018

### 3.9 Gamperaliya – Rapid Rural Development Program (RRDP) – 2018

Gamperaliya program was implemented in 2018 under the provisions of the Ministry of National Policy and Economic Development as a rural development program to uplift the living conditions of the people and to improve the living standards of the people as well as to accelerate economic development. The program was implemented on proposals made by Hon. Co-Chairmen of the Divisional Coordinating Committee and Rs. 100 million was allocated for one co-chairman. The progress of the Gamperaliya Program implemented in the Gampaha District as at 31/12/2018, per the guidelines provided in the program is as follows.

No	Divisional Secretariat	No of projects	Approved amount (Rs.M)	Expenditure (Rs.M)
1.	Divlapitiya	119	101.26	47.11
2.	Katana	167	102.43	20.06
3.	Negombo	162	144.07	
4.	Minuwangoda	193	196.85	61.75
5.	Meerigama	292	199.75	28.83
6.	Attanagalla	305	193.85	11.86
7.	Gampaha	317	192.94	114.29
8.	Jaela	229	186.70	24.78
9.	Wattala	159	135.00	54.55
10.	Mahara	48	26.25	8.90
11.	Dompe	126	160.92	8.92
12.	Biyagama	194	178.17	
13.	District Secretariat	0	0.00	1.60
<b>Total</b>		<b>2311</b>	<b>1,818.19</b>	<b>382.65</b>

### 3.10 Projects Implemented by the Ministry of Sustainable Development Wildlife and Regional Development - 2018

In the year 2018, the Ministry of Wildlife and Development Development implemented projects under four divisions. Regional Infrastructure Development Program, Social Cultural and Housing Development Program, Livelihood Development Program and Religious Cultural and Social Development Projects. 51 projects under the Rural Infrastructure Development were implemented by the Cabinet for Rs. 85.37 and 724 projects under social, cultural and housing development programs and approved amount Rs. 14.58 million. Under the Livelihood Development Program Rs. 21.48 received for Gampaha District. The total number of projects implemented under this Ministry is 1,414 and the approved amount is Rs. 141.51. The cost for the entire program is Rs. 100.15 million.

No	Divisional Secretariat	No of projects	Approved amount (Rs.M)	No of paid projects	Value of completed projects (Rs.M)	Value of continuous projects (Rs.M)
1.	Regional Livelihood Development Program	590 (beneficiaries)	19,720,543.57	396	12,559,122.46	
2.	Social Cultural Development Program	724 (beneficiaries)	14,582,436.51	304	5,635,659.07	
3.	Regional Infrastructure Development Program	51	85,674,684.40	36	60,557,493.60	7,778,384.57
4.	Social Cultural Development Program (Construction)	49	21,121,661.00	40	20,742,963.73	
5.	District Secretary Administration Expenditure				650,915.89	
<b>Total Cost</b>		<b>1414</b>	<b>141,099,325.48</b>	<b>776</b>	<b>100,146,154.75</b>	<b>7,778,384.57</b>

### 3.11 Sukhitha Purawar Small Town Development Projects - 2018

Under the Sukhitha Purawara small town development program of divisional secretariat Divulapitiya, Mirigama, Gampaha, Mahara, Ja-Ela, Wattala, Dompe, Biyagama divisional secretariats, 218 projects were implemented under RS.M.278.22 .

Work of 154 projects as at 31/12/ 2018 has been completed and out of it Rs. 168.84 has been spent. 10 projects were continued in Attanagalla, Mahara and Wattala secretarial divisions. 52 projects could not be implemented.

No	Divisional Secretariat	No of projects	Estimated/Approved amount (Rs.M)	Expenditure (Rs.M)	Continuous Projects	
					No of projects	Value (Rs)
1.	Divlapitiya	13	6,500,000.00	6,419,602.90	0	0.00
2.	Meerigama	9	4,498,846.50	4,380,967.21	0	0.00
3.	Attanagalla	85	107,893,207.45	53,840,100.27	3	3,233,817.18
4.	Gampaha	3	2,500,000.00	2,274,637.08	0	0.00
5.	Jaela	22	20,862,733.62	1,695,489.70	0	0.00
6.	Wattala	2	999,548.58	490,841.86	1	500,000.00
7.	Mahara	52	118,210,674.77	81,723,118.42	6	22,858,274.21
8.	Dompe	7	7,497,851.18	6,412,531.19	0	0.00
9.	Biyagama	25	11,759,279.97	10,205,382.24	0	0.00
10.	District Secretariat	0	0.00	1,399,000.00	0	
<b>Total</b>		<b>218</b>	<b>280,722,142.07</b>	<b>168,841,670.87</b>	<b>10</b>	<b>26,592,091.39</b>

## 4. Samurdhi Office

### Samurdhi Program 2018

<b>Development Projects</b>		
<b>Program</b>	<b>No of Projects</b>	<b>Amount(Rs. M )</b>
Livelihood Development Program	1135	34.439
Home Gardens Improvement Project	13	4.143
Model Villages Program - 2018	02	4.426
Model Villages Housing Development Program - 2018 step -11	18	2.700
Enterprenuership Development Program	57	4.395
Infrastructure development program in rural villages	10	18.079
Construction of Bank Buildings	1	1.5
Social Development Program	176	9.680
<b>Total</b>	<b>1412</b>	<b>79.362</b>
<b>Social Security / Sipdora Scholarships</b>		
<b>Paying Benifits</b>	<b>Quantity (No of premiums)</b>	<b>Amount paid ( Rs. M )</b>
Deaths	2,740	41.10
Births	395	2.96
Birth of Twins	1,525	7.93
Hospitals	4,614	13.49
Marriages	2,113	15.84
Sipdora Scholarships	10,989	16.48
<b>Total</b>	<b>22,376</b>	<b>97.80</b>
<b>Samurdhi Subsidies</b>		
<b>Program</b>	<b>No of benifitted families</b>	<b>Amount spent (Rs. M ) Annual</b>
Samurdhi Subsidies	108,093	2,877.77

#### **4.1 Livelihood Development Program - 2018**

For 67 agricultural development projects will be implemented under livelihood development program. Rs. M. 1,516 spent and for 22 Veterinary Development Projects. 0.660 million were spent. For 8 fish development projects amounting to Rs. 0.338 million, 1038 small scale industrial and enterprise development projects amounting to Rs. 31,922 had been spent.

#### **4.2 Samurdhi Model Village Program - 2018**

For Samurdhi Model Village Program Rs.M. 4.426 has been spent. Under housing development of model villages Rs.M. 2.70 has been spent for 18 houses.

#### **4.3 Home Garden Improvement Program - 2018**

For Home Garden Improvement Program Rs.M. 4.143 has been spent.

#### **4.4 Enterpreneurship Development Program - 2018**

Under this, 57 mobile vehicles and stalls have been constructed at a cost of Rs. 2,562 million and the new entrepreneurship program at a cost of Rs. Rs. 0.824 Mn. For training programs and Rs.0.517 and for exhibitions Rs. 0.421 Was spent.

#### **4.5 Implementation of Projects Through the Livelihood Development Cycle Fund - 2018**

By Livelihood Development cycle Fund, for 16 agricultural projects cost Rs. 1,912 and 32 livestock projects at a cost of Rs. 2.13 million, 315 industrial development projects at a cost of Rs. 22.58 for 122 projects and 10.29 projects for 485 projects at a cost of Rs. 36.92 loans have been released.

#### **4.6 Social Development Program - 2018**

Diriya Piyasa Housing Program implemented under the social development division 43 houses are constructed at a cost of Rs. 8.00 was spent. Consultancy program is Rs. 0.325, Samurdhi Kekulu Children's Clubs and Cultural Programs Rs. 0,307, Child protection and leadership training programs Rs. 0.325, 63 libraries, Rs. 0.254 Mn., Rs. 0.307 Mn. Was spent for conducting District Level Competitions in schools and winning prizes at national level.

#### **4.7 Samurdhi Subsidies / Social Security Program**

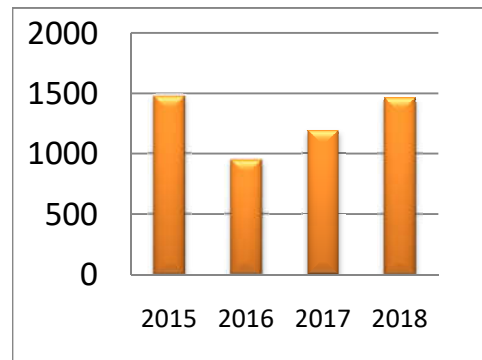
This year, for the Samurdhi Subsidies Programs amounted to Rs. 3,363.73 million and for social security programs Rs. 2,877.77 million was spent.

## 4.8 Samurdhi Bank Program

Assembling deposits and granting loans to beneficiaries through 86 Samurdhi Bank societies in the district. As at 31, December 2018, the total deposits of Samurdhi banking societies amounted to Rs. 11,308 millions. The number of loans issued by Samurdhi Banks in the year 2018 is 79,430, Rs. 6,231.16. As at 31.12.2018, the amount of money invested by the Samurdhi Banks on State Banks amounted to Rs. 7,707. Also, the profit earned by Samurdhi Bank societies and Maha Sangam in the year 2018 was Rs. 790.55.

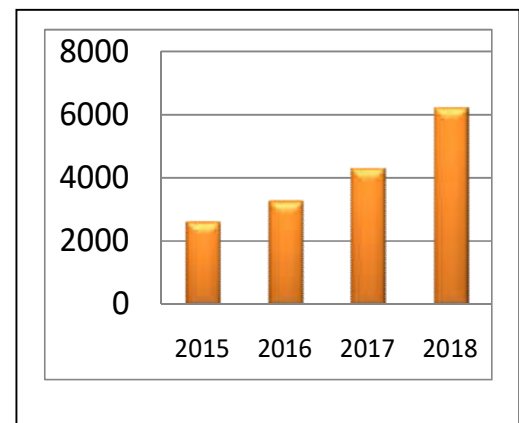
### Samurdhi Bank Savings

Year	No of accounts	total savings in the year(RS.M)
2015	36,593	1,477.15
2016	46,093	947.53
2017	31,281	1,195.34
2018	73882	1466.66
2018.12.31 commuted	1356287	11308.372



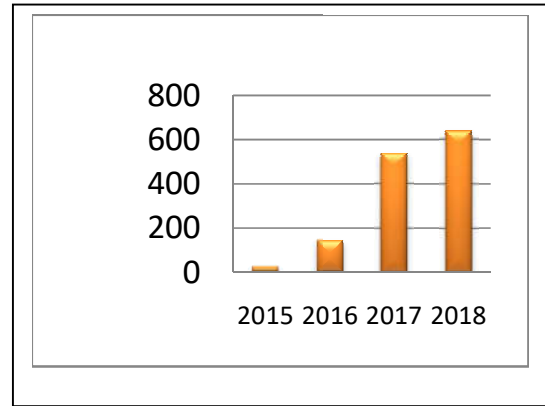
### Samurdhi Bank loans

Year	No of Accounts	total loan amount released (Rs.M..)
2015	62,827	2,578.52
2016	58,494	3,218.28
2017	66,641	4,261.36
2018.12.31	79,430	6,231.16
2018.12.31 commuted	901669	31,695.56



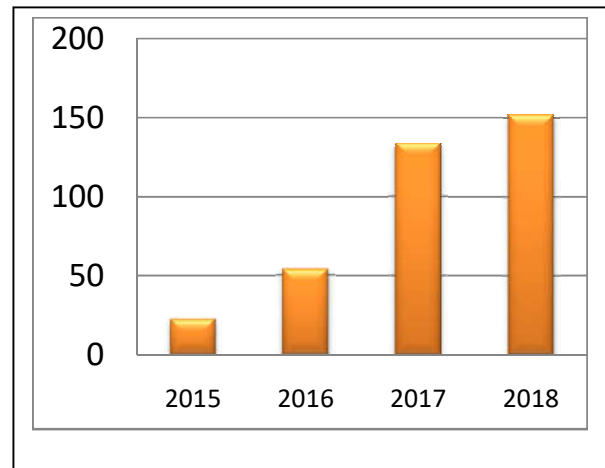
Samurdhi community based bank profit

Year	Total profit in the year
2015	23.59
2016	142.71
2017	537.39
2018	638.46



Samurdhi community based associations profit

year	total profit in the year(Rs.M
2015	22.55
2016	53.89
2017	134.02
2018	152.09



**4.9 The Staff**

**Divinaguma Development Department**

Director, District Divinaguma	-	01
Divinaguma Coordination officer	-	01
DivinagumaManager	-	121
DivinagumaManager (Audit)	-	06
Supervising Manager	-	02
Promotion Officer	-	02
Audit Officer	-	03
Supervising Officer	-	02
Divinaguma development officer	-	1,616
Management Assistant	-	17
Driver/ K.K.S.	-	03

1,772

## 05. District Motor Traffic Office

### 5.1 Introduction

This office functions in the Gampaha District to create the Department of Motor Traffic with a legitimate driving license and to meet the Departmental objective of driving.

### 5.2 The Staff

The staff

Assistant Commissioner	01
Inspector of motor cars	09
State Management Assistant	05
Development Assistant	09
Human Resource Assistant	02
Investigation and Development Assistant	05
K.K.S.	02

### 5.3 Arrangement of the Staff

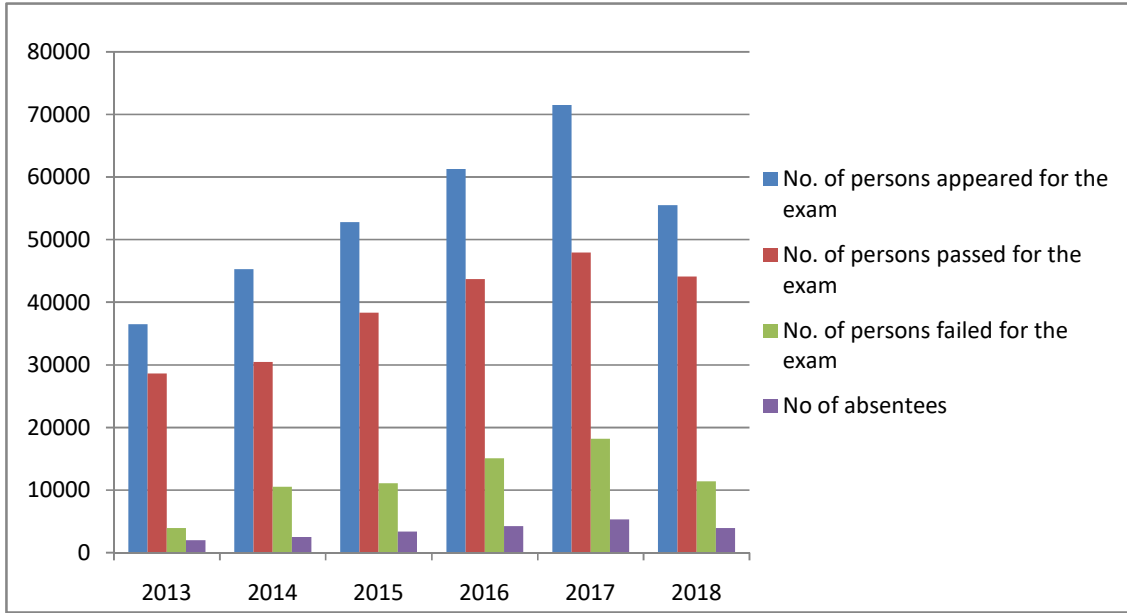
		Task	No of Officers
<b>Driving license Affairs</b>	1.	Inquiries counter, check applications and issue vouchers for payments.	02
	2.	Take photos, computerize finger prints and signatures	04
	3.	Computerize the documents.	04
	4.	Issue a date for the written test and computerizing the receipts after checking the receipts of payments.	02
	5.	Issue training licences and date for the practical test..	01
	6.	Issue new driving license/ renewing/ Directing the driving license into print,	02
	7.	Written tests affairs	01
	8.	Hold the written tests to obtain new driving licenses, Practical tests, inspect the road accidents and inspect the vehicles , which are issued identification and injunction vehicles.(Examiner)	09
9.	Providing the number plates to the new registrations and Assignments	02	
10.	Office affairs	02	
11.	K.K.S. Affairs	02	
12.	Supervision	01	

## 5.4 Performance

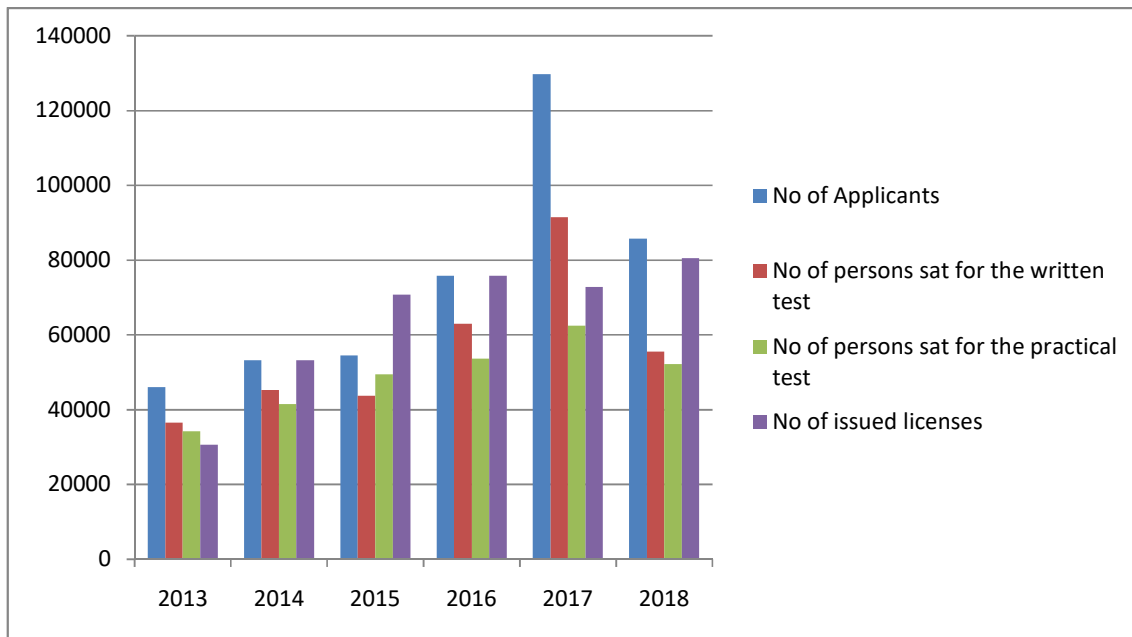
### Performance 2013 - 2018

No	Description	quantity 2013	quantity 2014	quantity 2015	quantity 2016	quantity 2017	quantity 2018
01.	No of applicants faced for the written tests	36,517	45,330	43,781	61,303	71,488	52,445
02.	No of applicants faced for the practical tests	41,112	39,626	48,881	53,735	54,456	52,243
03.	Number of Motorcycles Checked for New Registration	205	224	217	147	216	1,175
04.	Number of vehicles checked for weight certification	3,400	3,391	3,126	3,078	4,090	2,694
05.	Number of vehicles checked which subject to accidents	3,165	3,020	3,551	4,016	1,804	688
06.	Number of checked Garages	45	42	50	52	36	38
07.	Number of vehicles tested for identity and prohibited regulations	2,100	1,824	2,464	2,725	3,402	4,108
08.	Number of vehicles tested for identity and prohibited regulations	12,498	11,406	10,207	16,760	13,755	13,517
09.	No. of Issuing motor bicycle licences and number plates	64	12	06	12	16	158
10.	No of Learners within the year	45	30	52	58	84	105
11.	Providing New driving licenses in the year, renewal of driving licenses, issuance of temporary driving licenses. Issuance of driving license permits for relevant driving licenses.	46,037	53,982	70,818	75,771	75,048	74,171
12.	Revenue collected for the motor traffic departments of the Bank of Ceylon Kachcheri branch during the year	(Rs.M) 115.5	(Rs.M) 132.4	(Rs.M) 171.8	(Rs.M) 195.0	(Rs.M) 185.0	(Rs.M) 214.8

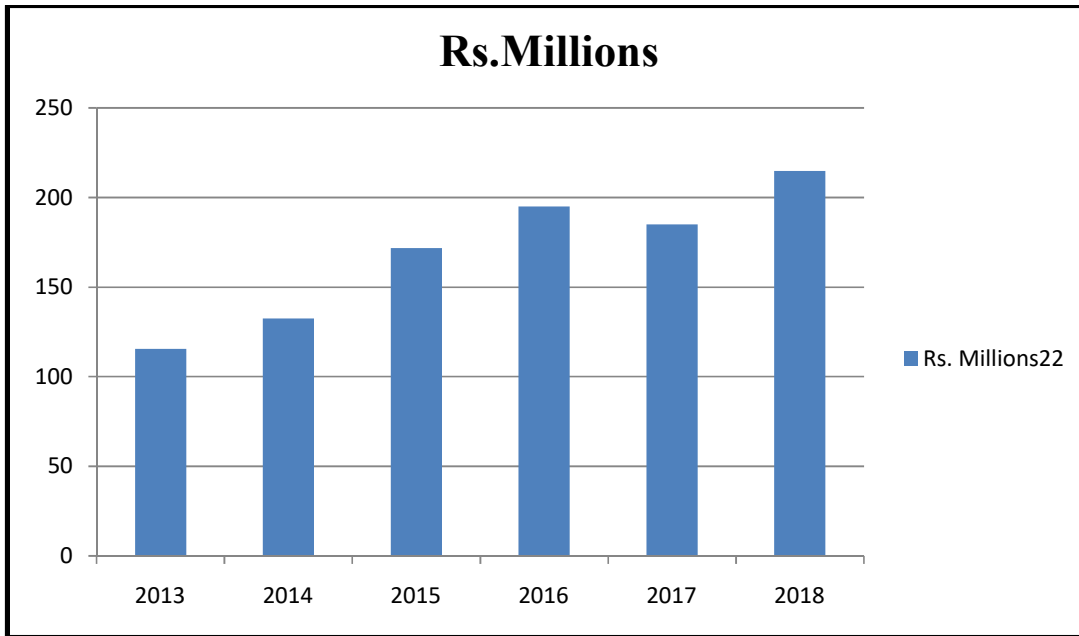
## Progress of Conducting Written Tests



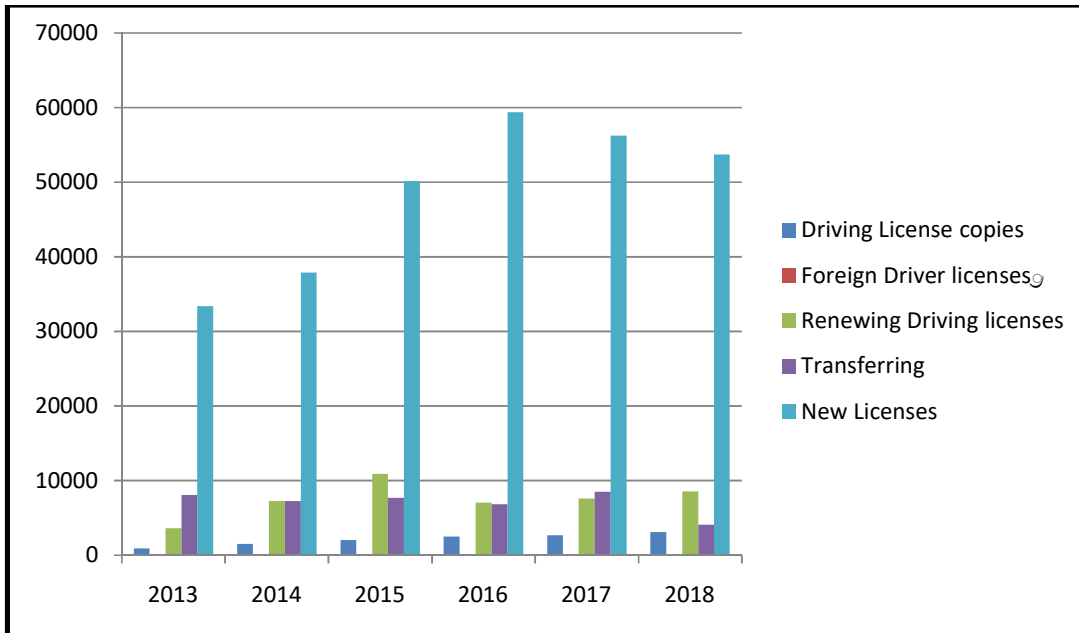
## 1. Progress of issuance of licences



### 5.5 Annual Income of Gampaha Motor Traffic Department



### 5.6 Issuance of Driving licences to the Applications Received Within the Year.



## 06. District Statistics Division

The collection of base data used in the development process and the data requirements of public and non-governmental organizations and the base management for the district management are taken up in this division. Data are collected from censuses, surveys and administrative records. Accordingly, the performance of the Statistical Division of the year 2018 is given below.

### Performance Report - 2018

Sub	Project	Annual physical targets	Amount allocated (Rs)	Amount spent (Rs)	Completed level
1.	Preparation of Lists of Pre-listing Documents (F1) compiled in the Census of Population and Housing for the surveys and compilation of the Lists (NHSP)	Study the changes in the building blocks of the census blocks selected for surveys and revise the Pre-Fiscal Documents (F1) and the list of housing units (Listing documents-NHSP)	connected to the note	-	100%
2.	(a) Labourer Survey – 2017	At the divisional level, 2600 housing units belonging to 260 villages of selected villages data were collected from the Tablet on the labor market through interviews by the statistics officers. Study the information on employment, unemployment and economics, computer literacy and vocational training obtained in the district based on this information.	64,940/=	64,874/=	100% ((Data have been collected in 2018 and it is currently being checked and analyzed for the last quarter..))
	(b) Survey on travel expenses	covering 2400 housing units located at 240 divisional secretariat areas for 12 months is due. The survey has been started from the last quarter of 2017 and continued to the final quarter of 2018 Data has been finalized in the final quarter of 2017. The objective of this study is to study the travel expenses incurred in the country.	122,750/=	122,750/=	100% (Data collection and coding have been completed by the third quarter of 2018. Currently, data testing, computerization and data mining are carried out))

	(c) Household Income Expenditure Survey - 2019	District survey to be completed in 2019 Amendments should be made to the list of housing units which belong to divisional secretariat divisions of 240 selected divisions, and from now on, from 2018, the lists of villages have been amended, and the lists for November and December have been revised. The survey provides information about personally identifiable information, information on housing units, and a conservative consumption pattern for a continuous period of one week. The data is encrypted and computerized. Based on this information, the survey aims to study the average per capita income, average per capita cost, average household income, average household expenditure, and the magnitude coefficient.	-	-	100% (Data collection and coding have been completed by the third quarter of 2018. Currently, data testing, computerization and data mining are carried out.)
	(d) Quarterly Industrial Production Survey	Identification of the chronological level and tactics of the manufacturing industry. Identifying industrial progress according to industrial information collected from 36 selected companies in quarters.	9000 / = for fuel The survey expenditure is connected to the note.	9000/=	69.4% (Failure to obtain information in a number of industries and information in the fourth quarter is getting due to disclosure of information and shutting down of establishments.)
	(e) Annual Industry, Trade and Services Survey	Collecting data on 390 industries in manufacturing, trade and service sectors	8000 / = for fuel The survey expenditure is connected to the note.	8000/=	12.8 % (The survey was initiated by the end of November 2018.)

3.	Collecting prices	<p>(i) The collection of consumers in the urban sector is officially made by the District Statistics Division.</p> <p>(ii) Prices of producers at weekly, monthly and quarterly basis. Officially conducted by the attached Officers for the Divisions.</p> <p>(iii) Collecting prices for the International Pricing Program from Mirigama and Gampaha. In the divisions. This was started in May 2017, and finished in April 2018.</p> <p>The collection of houses for international prices was also carried out.</p> <p>The work was carried out by officers of the Department of Surveyor Division.</p>	<p>connected to the note.</p> <p>connected to the note.</p> <p>Provisions have been made by the price and wages division.</p>	<p>-</p> <p>-</p> <p>-</p>	<p>100%</p> <p>100%</p> <p>100% (The collection of data for this program was due in May 2017 for 12 months, and data collection has been completed in 2018 April.)</p>
4.	<p>(1) Obtaining paddy extent and harvested area by divisional Sec. level</p> <p>(II) seasonal (Yala and Maha) Paddy Harvest Survey</p> <p>(III) Record the paddy extent and the basic details of the paddy season.</p>	<p>Recorded paddy extent and basic information relevant to the seasonal basis based on the list of farmers (P1).</p> <p>In the Maha season, 63villages and 49 villages of the Yala season obtained the surveys of the harvest, production of paddy and other basic information according to the reports.</p> <p>Conducting of training programs on formulating P1, P2 documents to be collected by the 2017/18 Maha Season to 2022 Yala Season</p>	<p>connected to the note</p> <p>162,000/=</p>	<p>-</p> <p>53,200/=</p>	<p>100%</p> <p>Maha - 85% Yala - 100% Failure to carry out crop surveys due to weathering and harvesting of some paddy fields.)</p> <p>100% P1, P2 The completion of training classes on paper preparation has been completed.</p>

5.	(A) Agroforestry information by year  (B) Agro-farming information HL Modeling tables according to the date of the year	Term / semi permanent / permanent crops for the 2016/17 Maha and 2017 Yala Season  DS. Obtained extent and harvest of division at divisional level.  Obtaining the total amount harvested of Cropsat divisional level. DS divisions according to the new HL model table.	connected to the note    connected to the note	-    -	50% (Statistics of Yala season are in the process)    HL modeling tables are being implemented
6.	Information on animals killed for meat	Obtaining basic information on animals which were killed from the slaughterhouses of all Local Government Institutions and sub programs in the district	connected to the note	-	100%
7.	Statistics on veterinary resources in the area	Information on all cattle poultry and the milk and egg production statistics in the district	connected to the note	-	100%
8.	Survey Estimates for Coconut Products Costs	Investigate the selected coconut estates by using a sample method and calculate the production cost for 1000 coconuts.	connected to the note	-	30% (All coconut plantations were not able to conduct surveys due to the inability of the coconut plantation owners to reside in other areas and use the coconut plantations for other economic purposes. )
9.	Survey on Agricultural household units	A) in the District Secretary Study the changes in the 117 building blocks of the Census selected for divisional survey and revise the (F1) changes to the list of housing units for agrarian groups (List of documents - 3 / AHS / 2017)	Provisions provided by the Agricultural sector.		100%

		(B) Data collection is collected using tablets using ten groups of 10 aggregates per each list.			100% (All data has been collected from all units.)
10.	Collecting Local Government Statistics	Recognition of General Information Receipts from Local Authorities in the Local Authorities and Receipts and Expenditure of 19 Local Government Institutions	connected to the note	-	100%
11.	Estimated quantity of felled logs	On a yearly and company-level basis, the timber is produced on the basis of licenses issued to existing cut timber crops.	connected to the note	-	100% (Timber logs from the 1st quarter to the third quarter of 2018 have been completed Estimates of logs in the fourth quarter are started.)

12.	Census of Textile Institutions	Officers of this division were participated in some of the secretarial divisions to conduct training classes for this census.	Provisions are provided from the Textile Department		100%
13.		Obtaining control information of local government authorities by using administrative data, the details of the preparation of the estimates of gross domestic product.	Connected to the note..	-	73% (Delayed to collect these statistics due to mapping in the last quarter)
14.	Information and control over the construction and housing construction in the district	The 30 List of Housing Units (F1 Documents) was revised to complete this survey..	Provisions have been made by the Sample Survey Department		100%
15.	Women's well-being survey	Census of Population and Housing - 2021 maps have been completed at all Divisional Secretariat levels. Grama Niladari maps and census series of maps has been completed with the help of Civilian officers and statisticians. The objective of this is to identify Grama Niladhari division in small groups and correct boundaries to facilitate the enumeration of all cadres in the census.	9326/= This amount is received for the officers who were assigned to work from this division. All other expenses were taken by the Map Section.	9326/=	100% (Completed in 2018.)
16.	Statistics - 2017 Gampaha District	Printing a publication containing basic data required for people who are in the highest management and data.	-	-	100% (Only printing is left.)

## 07. District Election Office

### Duties and Services Performed In Year 2018

Main duties and services provided by the district election office, Gampaha, enumeration of voters and holding elections are main and specific duties enhanced in constitutionally to the district election office, Gampaha by the registration of electors under electors registration Act 44 of 1980. Duties and services performed during 2018 are mentioned as below.

1. The voting process of the electorate No. 44 of 1980 was started on 1 June 2018. The theme for 2018 was " True democracy depends on the power of the vote ". It is necessary to register in the electoral register of all citizens of Sri Lanka who are eligible to be the electors to protect universal franchise exercised by the Constitution of the Democratic Socialist Republic of Sri Lanka. The electoral register was considered as the date of the Election Day on 1st June 2017 to inform the public on the registration of the electoral register and the steps to be taken to include them in the list of electors. The awareness on the public regarding the registration of electoral Register and the steps to be taken to include them in the list of names to be included in the register, as well as the date of 01 06.2018. Considering as the Election Day , according to the instructions of the Election Commission the instructions of the Election Commission. In accordance the following tasks were done.
  - i. Distribution of Election campaigns and propaganda leaflets successfully as previous years.
  - ii. To organize propaganda programs in public populated areas and loudspeakers by covering the entire district.
  - iii. Providing assistance to the office staff of the office for provincial commemoration programs in Kegalle and Puttlam districts.
2. The Chairman of the Election Commission has informed all secretaries of the recognized political parties to appoint party representatives for the observation of the observation of electors. In accordance, UNP,SLFP,JVP, Lanka Samasamaja Party and Janasetha peramuna have appointed island wide representatives, but Mawbima Janatha party, has appointed only for Gampaha, Meerigama and Biyagama, while SL. People's Party appointed only for Gampaha, Negombo and Jaela. Accordingly, the names of the district / constituency delegates who have been selected for the appointment of 1177

Grama Niladari divisions in 13 electorates in the Gampaha electorates have been sent to the polling division of the electorate. Accordingly, they will be given the votes of the 2018 electorate. The electoral registers were given instructions for enumeration related to the revision of the register Parties for taking part in a small number of promotions.

## **7.2 Details of the Delegates Appointed for the Respective Areas According to each Party**

Electorate	No. of the delegates appointed for the respective areas							
	UNP	SLFP	SLPA	JVP	Janaset ha Peramu na	Maubi ma Janat ha Party	SLPP	Lanka Samasm aja party
Wattala	46	-	46	-	-	-	-	-
Negombo	39	-	39	-	-	-	-	-
Katana	79	-	79	-	-	-	-	-
Divlapitiya	123	-	123	-	-	-	-	-
Meerigama	84	-	84	-	-	-	-	-
Minuwangoda	115	-	123	-	-	-	-	-
Attanagalla	149	-	139	-	-	-	-	-
Gampaha	101	-	100	-	-	-	-	-
Jaala	57	-	57	-	-	-	-	-
Mahara	92	-	92	-	-	-	-	-
Dompe	123	-	123	-	-	-	-	-
Biyagama	49	-	46	-	-	-	-	-
Kelaniya	35	-	35	-	-	-	-	-

- Although registered to the electoral register of 2018, the names to be removed from the 2017 electoral register, according to the reasons such as; as at 30.36.2018 the residenceship is not confirmed, resettlement, death or other reasons is the List A. Along with that the Newly Registered names called List B are exhibited from 10/08/2018 to 06/09/2018 in the Election Office, Gampaha. A and B list of each electoral register were displayed for the public in the relevant divisional secretariats, in all the Local Government Institutions and in the Civil Service Offices.

### 7.3 Details of the Voters who were Registered in 2017, but Removed in 2018

Eletrorate	Deceased	Leave of residence	Judicial orders	Incorrect registration
Wattala	713	8343	-	75
Negombo	755	6207	-	859
Katana	1075	8576	01	5
Divlapitiya	1008	4007	01	373
Meerigama	1189	4098	02	708
Minuwangoda	1119	5661	-	-
Attanagalla	926	5264	04	557
Gampaha	1216	6848	-	720
Jaela	1346	9054	-	85
Mahara	616	8347	01	257
Dompe	1196	3394	-	633
Biyagama	915	6760	-	494
Kelaniya	586	5272	07	520
<b>Total</b>	<b>12660</b>	<b>81831</b>	<b>16</b>	<b>5286</b>

According to the above chart, number of the Voters who were registered in 2017, but removed in 2018, is 99793.

### 7.4 The Details of the Newly Registered Persons in 2018

Eletrorate	Completing 18 years of age	Changing the residence	Obtain new citizenships	Other reasons
Wattala	1339	11183	-	11
Negombo	2105	6413	-	665
Katana	2928	9633	05	223
Divlapitiya	2160	4454	-	502
Meerigama	2444	4719	-	651
Minuwangoda	2386	7079	-	-
Attanagalla	3010	5920	-	408
Gampaha	2402	8572	05	700
Jaela	1760	11890	-	162
Mahara	2394	9882	06	328
Dompe	2201	4480	-	523
Biyagama	1810	8990	02	328
Kelaniya	1902	5717	01	418
<b>Total</b>	<b>28841</b>	<b>98932</b>	<b>19</b>	<b>4919</b>

According to the statistics given in the above table, 132,711 new voters have been registered due to the age of 18 years, resettlement, new citizenship and other reasons.

## 7.5 Rights and Objections

In the year 2018, the inquiry into the electoral register was finalized starting from 10.08. 2018 and it was finalized on 28.09.2018, and the inquiries Gampaha area has investigated in the Gampaha District Election Office and the inquiries of the other polling divisions had been investigated in the relevant Divisional Secretariats. The objections investigations were held at the election office, Gampaha. Accordingly, 5353 rights, 43 objections and 4440 eligible titles were called for further investigations and 29 objections were selected. After submitting the relevant claims and objections, 3478 complaints were received and 21 complaints were accepted. Following the completion of all the above activities, the electoral registering of the 2018 electoral register in the Gampaha District was completed and confirmed on the 25.10.2018. The number of electoral districts, house numbers and number of registered ballots at the counting level is recorded in the table below.

<b>Eletorate</b>	<b>No of Polling divisions</b>	<b>No of houses registered</b>	<b>No of voters registered</b>
Wattala	84	43640	131219
Negombo	78	36174	111326
Katana	106	54759	155996
Divlapitiya	81	42992	114107
Meerigama	91	47735	131219
Minuwangoda	94	51163	142378
Attanagalla	99	54972	141544
Gampaha	107	54150	157350
Jaela	88	53133	155657
Mahara	105	55472	161630
Dompe	85	44509	122912
Biyagama	84	44161	131264
Kelaniya	69	30727	95290
<b>Tota</b>	<b>1171</b>	<b>613687</b>	<b>1751892</b>

Accordingly, in the 2017 electoral register there were 27583 registered voters registered than in 2018. Also, new forms have been introduced to enumerate the voters as the Election Commission has implemented a pilot project in 02 Uvaarathoppu and Divulapitiya Grama Niladari Divisions in Gampaha District as a pilot project. It was successfully implemented, and in the future, it was decided to further project.

## **7.6 Provincial Council Election - 2018**

The election was held in 2017 with the nominations of local government bodies for the local government election in 1222 polling divisions in Gampaha District and a summary of the ballot was given below. For this purpose the total expenditure borne by the main office at Rajagiriya for the purpose is Rs. 102,010.813.36 in 2018.

## I. 2018 Local Government Election

### Details of the declared Number of Votes - According to Local Government Institutions 2018

Admini Strative Distrcit	No of the Division	Distrcit	Registered Votes	Declared Votes	Percent Age	Vallied Votes	Percent Age	Rejected Votes	Percent Age
<b>Gampaha</b>	1.	Negombo Megapolis Council	110383	80893	73.28	79428	98.19	1465	1.81
	2.	Gampaha Megapolis Council	49816	38832	77.95	38047	97.98	785	2.02
	3.	Wattala MabolaMunicipal Council	20424	15772	77.22	15457	98.00	315	2.00
	4.	Katunayaka Seeduwa Municipal Council	28636	22931	80.08	22560	98.38	371	1.62
	5.	Minuwangoda Municipal Council	6099	5228	85.72	5142	98.36	86	1.64
	6.	Ja ela Municipal Council	24159	18571	76.87	18223	9.13	348	1.87
	7.	Peliyagoda Municipal Council	18042	14881	82.48	14442	97.05	439	2.95
	8.	Wattala Pradeshiya Sabha	108310	83401	77.00	81794	98.07	1607	1.93
	9.	Katana Pradeshiya Sabha	124619	95995	77.03	94409	98.35	1586	1.65
	10.	Divlapitiya Pradeshiya Sabha	112518	90171	80.14	88841	98.53	1330	1.47
	11.	Meerigama Pradeshiya Sabha	129634	102576	79.13	100824	98.29	1752	1.71
	12.	Minuwangoda Pradeshiya Sabha	133872	106447	79.51	104423	98.10	2024	1.90
	13.	Attanagalla Pradeshiya Sabha	139243	110700	79.50	108808	98.29	1892	1.71
	14.	Gampaha Pradeshiya Sabha	104923	82644	78.77	81238	98.30	1406	1.70
	15.	Jaela Pradeshiya Sabha	128941	97768	75.82	95959	98.15	1809	1.85
	16.	Mahara Pradeshiya Sabha	158581	126136	79.54	124066	98.36	2070	1.64
	17.	Dompe Pradeshiya Sabha	121136	99339	82.01	98031	98.68	1308	1.32
	18.	Biyagama Pradeshiya Sabha	128683	104249	81.01	102744	98.56	1505	1.44
	19.	Kelaniya Pradeshiya Sabha	76290	59440	77.91	58365	98.19	1075	1.81
		<b>Total</b>	<b>1724309</b>	<b>1355974</b>	<b>78.64</b>	<b>1332801</b>	<b>98.29</b>	<b>23173</b>	<b>1.71</b>

**No of Council Members Selected**

No	Local Government Institute	Selected C. members (60%)			Selected members by the parties (40%)			Total No of C. members			No of (Hang on) seats
		Female	Male	Total	Female	Male	Total	Female	Male	Total	
1.	Negombo Megapolis Council	2	27	29	10	9	19	12	36	48	-
2.	Gampaha Megapolis Council	2	15	17	5	8	13	7	23	30	2
3.	WattalaMabolaMunicipal Council	1	9	10	3	4	7	4	13	17	1
4.	Katunayaka Seeduwa Municipal Council	1	10	11	3	5	8	4	15	19	1
5.	Minuwangoda Municipal Council	-	9	9	3	3	6	3	12	15	-
6.	Ja ela Municipal Council	1	9	10	3	5	8	4	14	18	2
7.	Peliyagoda Municipal Council	1	9	10	3	3	6	4	12	16	-
8.	Wattala Pradeshiya Sabha	1	20	21	7	7	14	8	27	35	-
9.	Katana Pradeshiya Sabha	1	24	25	9	8	17	10	32	42	1
10.	Divlapitiya Pradeshiya Sabha	4	22	26	6	13	19	10	35	45	2
11.	Meerigama Pradeshiya Sabha	4	25	29	8	15	23	12	40	52	4
12.	Minuwangoda Pradeshiya Sabha	4	24	28	7	14	21	11	38	49	3
13.	Attanagalla Pradeshiya Sabha	4	26	30	8	15	23	12	41	53	3
14.	Gampaha Pradeshiya Sabha	3	19	22	6	8	14	9	27	36	-
15.	Jaela Pradeshiya Sabha	4	22	26	6	15	21	10	37	47	4
16.	Mahara Pradeshiya Sabha	4	29	33	9	14	23	13	43	56	1
17.	Dompe Pradeshiya Sabha	4	21	25	6	12	18	10	33	43	2
18.	Biyagama Pradeshiya Sabha	6	26	32	8	15	23	14	41	55	2
19.	Kelaniya Pradeshiya Sabha	4	20	24	6	10	16	10	30	40	-

**No of members for the District**

District	Selected C. members (60%)			Selected members by the parties (40%)			Total No of C. members			No of (Hang on) seats
	Female	Male	Total	Female	Male	Total	Female	Male	Total	
<b>Gampaha</b>	51	366	417	116	183	299	167	549	716	28

## 7.7 Capital Expenditure

In the year 2018, following renovations were successfully completed at the Gampaha District Election office under the capital expenditure of the Election Commission.

	<b>Task</b>	<b>Amount(Rs).</b>
I	*Partitioning Elections Office, window air and Public inquiries Counter	101,685.27
II	Electricity supply required for office air-conditioning.	316,800.00
III	*Division a quarter into two and addition of a new section to Gampaha Elections Official Quarters. and division of two official residences.	1,076,947.27
IV	New curtain fabrics installation at Gampaha office.	103,158.00
	total	<b>1,598,590.54</b>

## 7.8 Information on Projects and Expenditures in line with the Strategic Plan

In accordance with the Election Commission's four year strategic plan, the following programs were carried out in the district from the year 1<sup>st</sup> of January 2018 to 31<sup>st</sup> December 2018. The summarized figures for the expenditure incurred are given below.

<b>Program</b>	<b>No of programs</b>	<b>Expenditure</b>
A Concurrent Program On Election Day	10	69,787.50
To educate women about political empowerment	01	13,250.00
Conducting awareness programs on youth rights and universal franchise	02	13,725.00
Making aware the police officers on the strategic plan of the Election Commission	03	
Making aware the members of Rural Development Societies / community based on the strategy plan of the Election Commission	18	104,722.00
Making aware the rest of the Election Commission of Strategic Plan	31	74,905.00

## **08. Small Enterprises Development Division**

### **Vision**

Entrepreneurship and small enterprises development for sustainable development

### **Mission**

Maximum contribution to national development of Sri Lanka.

- ❖ Enhancing entrepreneurship skills in unemployed youths.
- ❖ Directing unemployed youth to the business field.
- ❖ Enhancement of efficiency and productivity of enterprises.
- ❖ Suppling subsidiary services relevant to business development.

### **Objectives**

- ❖ Build up Indigenous entrepreneurship culture by developing entrepreneurship skills of youths.
- ❖ Introducing new business to them for overcome the unemployment and promoting standard of living by directing them to start new enterprises.
- ❖ Generating new job opportunities in private sector and increasing per capita by increasing efficiency and productivity of enterprises.
- ❖ Active contribution to qualitative and continuous flow of the micro and small enterprises

## 8.1 Programs Conducted in 2018

	Activity	Annual aims	Reached programs	Annual target percentage	participation	Expenditure (Rs.)
1.	General Awareness programs	-	01	100%	250	-
2.	Awareness programs for officers	13	13	100%	827	102,874.00
3.	Training Officer Training Program	-	01	100%	85	188,876.00
4.	Graduate Trainee Training Program	-	01	100%	9	24,077.00
5.	Special awareness programs	13	10	76%	1054	122,741.00
6.	EDP Selecting program	06	06	100%	61	42,805.00
7.	Workshop on Entrepreneurship	05	03	60%	195	43,274.00
8.	Training course for business	03	04	150%	67	69,274.00
9.	Exchange business experiences	01	01	100%	42	16,090.00
10.	(Field trips)	01	01	100%	30	702,833.86
11.	EDP ( Entrepreneurship Development (Resident) Training Workshop	02	14	700%	195	139,563.00
12.	Training program for preparation of business plan	03	05	160%	140	150,660.00
13.	Business Management Training Program	03	04	200%	345	117,720.00
14.	Training program on packaging	01	01	100%	33	15,840.00
15.	IT Training Program	01	01	100%	25	40,800.00
16.	Entrepreneurship - Selection of Entrepreneurs for the 2018 BMICH Exhibition	01	01	100%	36	22,070.00
17.	Marketing program	01	01	100%	84	285,470.00

18.	District Sales Exhibitions	02	02	100%	81	572,874.00
19.	(Entrepreneurship 2018)	-	01	100%	22	14,120.00
20.	Marketing Empowerment Workshop	-	01	100%	42	18,070.00
21.	Accounting training program	02	01	50%	15	17,825.00
22.	Cost Management Training Program	02	01	50%	17	14,412.00
23.	Basic accounting training program	01	01	100%	21	6050.00
24.	Hall registrations program	01	04	400%	206	107,375.00
25.	Debt Coordinating Program	-	01	100%	21	1960.00
26.	Trade Union Meeting	02	02	100%	237	42,690.00
27.	Pre-checking tests	03	02	75%	19	10,300.00
28.	follow up Meeting	08	06	75%	87	22,717.00
29.	Examination of projects	08	07	87%	134	64,592.50
30.	Progress review meeting	-	01	100%	13	3050.00
31.	Individual private training	-	-	-	52	405,900.00
					<b>Total</b>	<b>3,364,833.36</b>

## 8.2 2018 Special Programs - (SED Salon)

	Activity	Annual aims	Reached programs	Annual target percentage	participation	Expenditure (Rs.)
1.	Traning program on new technology (Salon)	01	02	150%	65	64,096.00
2.	Skill Updating Technology Salon NVQ	01	02	150%	65	25,720.00
3.	Health & Safety programme for salon	01	01	100%	40	12,535.00
4.	NVQ programs	02	03	150%	87	28,402.00
5.	SED Salon Bridal Exhibitions	01	01	100%	56	204,577.50

6.	Salon Academy	-	01	100%	50	10,048.00
7.	Beauti culture Association meeting	01	01	100%	122	28,890.00
8.	Special follow up meeting (Salon)	-	01	100%	140	28,730.00
					<b>Total</b>	<b>402,998.50</b>

### 8.3 2018 Special Programs (SED Cafe)

	Activity	Annual aims	Reached programs	Annual target percentage	participation	Expenditure (Rs.)
1.	Awareness program	-	02	100%	61	23,795.00
2.	Field checking	-	01	100%	05	5000.00
3.	Awareness program for obtaining GMP	-	01	100%	53	19,020.00
					<b>Total</b>	<b>47,815.00</b>

### 8.4 Targets Achieved in 2018

- New Business Startups - 119
- Developing existing businesses - 284
- Financial assistance for personalized training - 405,900.00
- Business Plan Preparation - 224
- Referrals for loans - 151
- Total loan granted - 21,569,000.00

## 8.5 Solutions to Problems Identified During Follow-up and Project Testing

<b>Problem</b>	<b>Solution</b>
Financial issues	Loan facilities
Technical Issues	Technical Issues Apparel Technology Programs/ Mushrooms  Introduction of new products / IT programs /direct to technical training in the field of business.
Marketing issues	Entrepreneurial marketing conducted annually by BMICH  Exhibition / Siyana Entrepreneur Exhibition 2018 (March and December) / Seller buyer meetings Organizing / marketing events organized in other districts
Business Registration issues	Introducing Registration week /Direct to Divisional Secretariats/ Conducting awareness programs for officers of various institutions with regard to business registration
Issues related standards	Direct to relevant institutions / Assistance service to registration
Other issues	Counselling through the office

## **09. Sri Lanka Social Security Board.**

### **Vision**

Be the prime institute of the nation for productive and sustainable social security of the nation.

### **Mission**

By means of participation and creative organizational environment, an achieving security of ten life standard of senior citizens, being the national institute in implementing more effective pension and social security methods having state security.

### **Proposed Vision and Mission**

#### **Vision**

A nation with sense of honour in secure by social security.

#### **Mission**

For a sustainable development in creating strategic relationship with the government and non government institutes for the security of Sri Lankan citizens in economic, social, and

cultural in following policies of good governors through the compilation, implementation and regulation of social security policies to build a nation with sense of honour.

## 9.1 Pensions and Social Security Benefits Scheme

### I. Recruit New Members in Year 2018

Divisional Secretariat	At the end of the last year	Total in 2018	Cumulative Collection	Contribution received 2018	Premium receipts 2018	Total offering of deeds	Issuance of annual FR books 2018
Gampaha	7709	120	7829	118237.00	122400.00	50	120
Minuwangod	3482	29	3511	15015.00	3210.00	29	29
Jaala	5520	8562	14082	1869234.00	232836.00	4500	6520
Wattala	1477	1118	2595	241100.00	-	1000	1118
Dompe	11670	02	11672	4820.00	84195.00	02	02
Mahara	2842	01	2843	3600.00	-	01	01
Kelaniya	1387	407	1794	205175.00	44962.00	350	407
Divlapitiya	2581	-	2581	-	132412.00	-	-
Katana	3776	08	3784	2087.00	20268.00	08	08
Meerigama	1958	-	1958	-	-	-	-
Attanagalla	4787	161	4948	127485.00	244553.00	150	161
Negombo	1302	13	1315	19784.00	-	13	13
Biyagama	3024	-	3024	-	-	-	-
Direct recruitment of Dis.Sec.	2214	92	2306	1010537.00	1640312.00	92	92
Premium Banking	-	-	-	-	-	-	-
Post premium	-	-	-	-	-	-	-
Recruitment of field officers	21	-	21	-	-	-	-
<b>Total</b>	<b>53750</b>	<b>10513</b>	<b>64263</b>	<b>3617074.00</b>	<b>2525148.00</b>	<b>6195</b>	<b>8471</b>

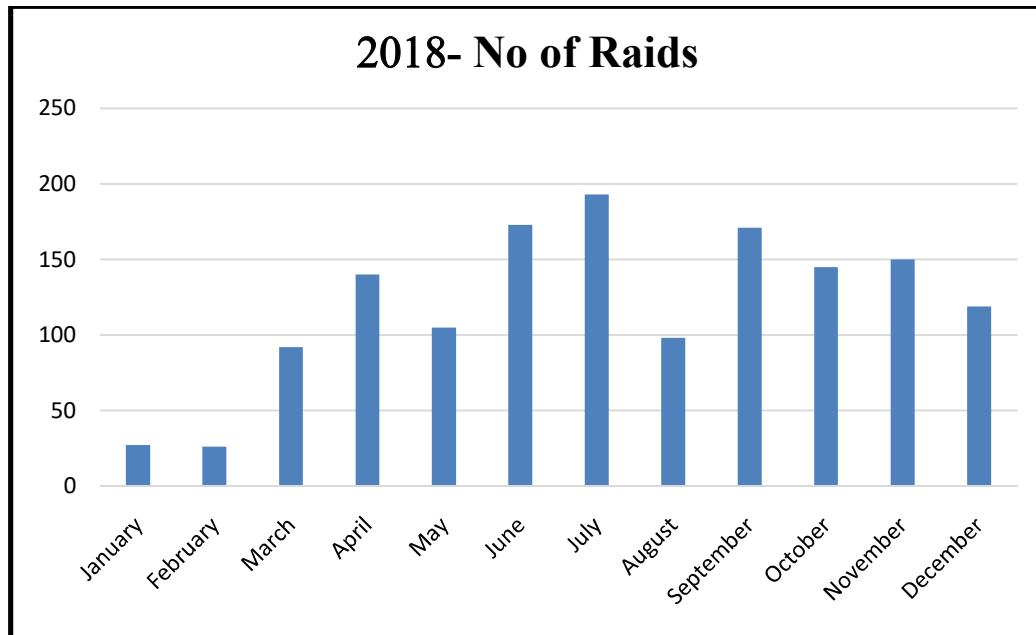


## 10. Consumer Affairs Authority

### Information of Raids Done by Consumer Affairs

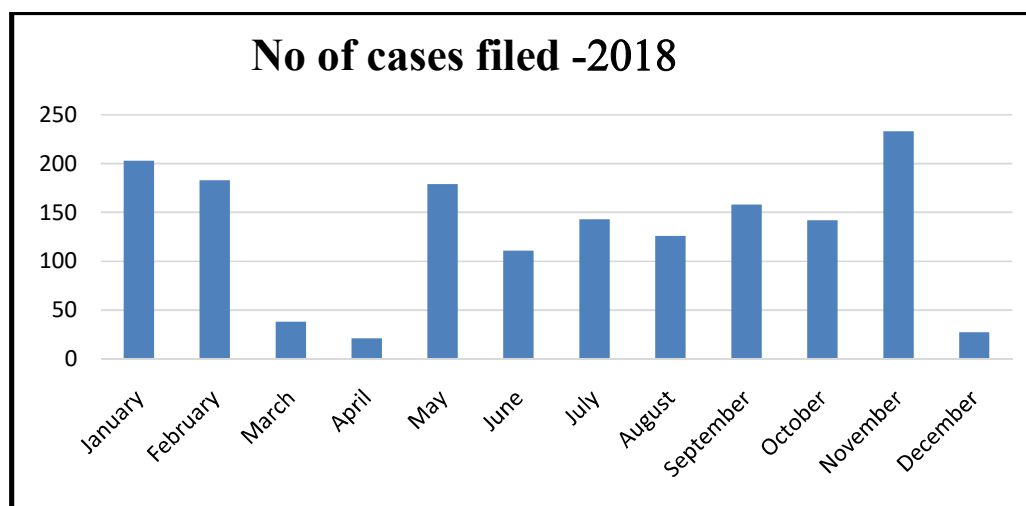
#### Authority, Gampaha in Year 2017

Month	No of raids	Fine (Rs)
January	27	528,500
February	26	391,500
March	92	157,500
April	140	568,500
May	105	478,500
June	173	268,000
July	193	509,500
August	98	421,500
September	171	548,500
October	145	436,500
November	150	770,500
December	119	97000
<b>Total</b>	<b>1439</b>	<b>5,176,000</b>



## 10.2 Information on Fines Related Court Cases by the Gampaha Consumer Affairs Authority in the Year- 2018

Month	No of cases Filed
January	203
February	183
March	38
April	21
May	179
June	111
July	143
August	126
September	158
October	142
November	233
December	27
<b>Total</b>	<b>1564</b>



## 10.3 Summary of Complaints of Consumers -2018

	Received complaints	Resolved complaints
Written relief resolved complaints	49	45
Complaints sent from the Head Office	72	65
Resolved consumer complaints	117	103

- Review customer inquiries sent by telephone and in writing to the Authority.
- Consumer complaints are made to the Consumer Affairs Authority by phone with the telephone callers and inspections carried out daily.
- For those complaints that are written to the Authority, the relevant parties involved in these complaints should be brought to the Authority, with the agreement provide concessions.

#### **10.4 Summary of Awareness Programs**

- Awareness of schools and government institutions - 13
- Public and Merchants Awareness Programs - 12
- School Circles - 04
- Consumer Organizations - 04
- Conducting awareness programs in every Divisional Secretariat of Gampaha.
- Organizing awareness programs selected as Consumers / Businessmen / School Children
- Consumer Organizations in every Divisional Secretariat Division of the Gampaha District

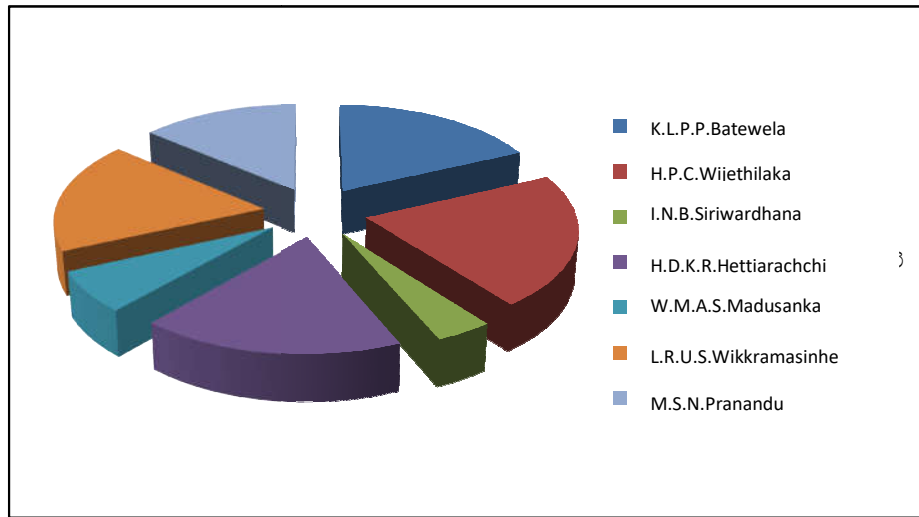
## 11. Measure Division

year	Number of units sealed	Verification income (Rs.)	Attempted raids	Successful raids	Number of cases closed / fines
2018	31826	28294954.20	271	40	30 71000.00

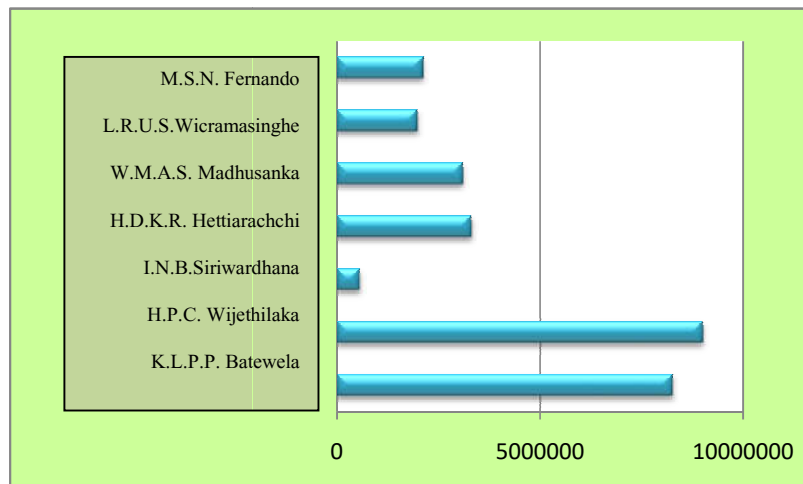
### 11.1 Verification Income

2018	Units	Verification income
K.L.P.P. Batewela	5750	8258311.00
H.P.C. Wijethilaka	6847	8995633.00
I.N.B.Siriwardhana	1254	559227.10
H.D.K.R. Hettiarachchi	5732	3297346.70
W.M.A.S. Madhusanka	2135	3087497.00
L.R.U.S.Wicramasinghe	5726	1974108.40
M.S.N. Fernando	4382	2122831.00
<b>Total</b>	<b>31826</b>	<b>28294954.20</b>

## Verification Units



## Verification Amount



## 11.2 Awareness Programs

	2018	
	targets	Fulfilled
No of Programs	44	51

## 12. District Survey Office

### Vision

Become the foremost leader of providing Land Information.

### Mission

Provide a quality land information and services through professionally motivated employees.

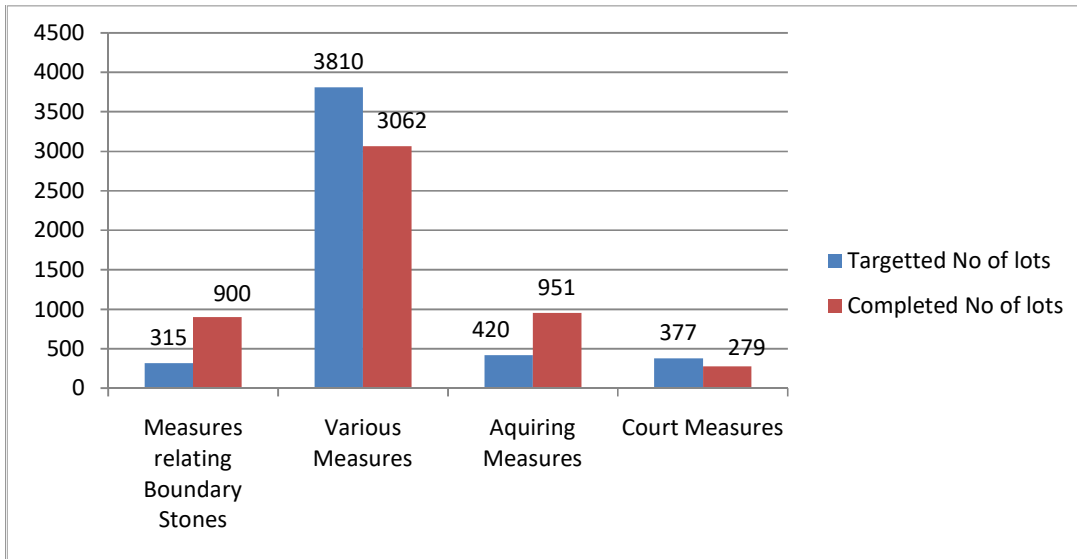
### purposes

Arrangements have been made to provide the Department with the services of the general public through a network of offices spread island wide consisting of Provincial Offices, District Offices, Regional Offices and Diyatalawa Survey Training and Surveying and Mapping Institute. These offices were targeted for the following objectives during the year under review.

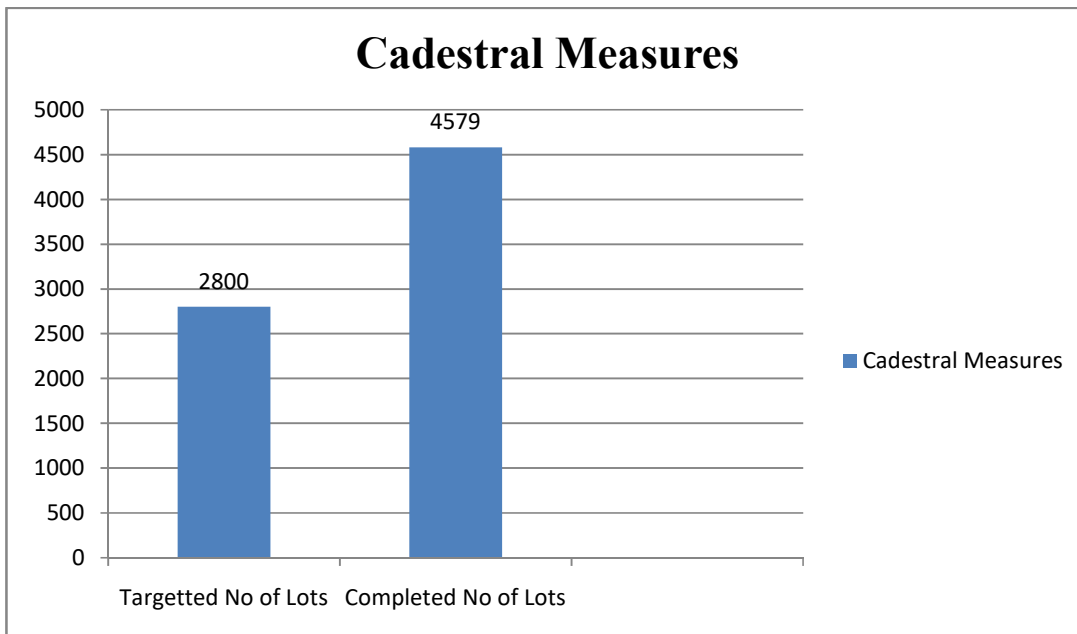
### Role

- Establish a Geodetic Control Network and maintain it throughout the island.
- Providing survey services for all statutory requirements.
- Preparation and publishing maps for topographic, thematic and special purposes for national requirements.
- Develop a geographical information system covering Sri Lanka.
- Formulate a land information system in a systematic manner covering Sri Lanka.
- Using satellite technology to obtain geologic / land information.
- To maintain the standards necessary for the Surveyor profession.

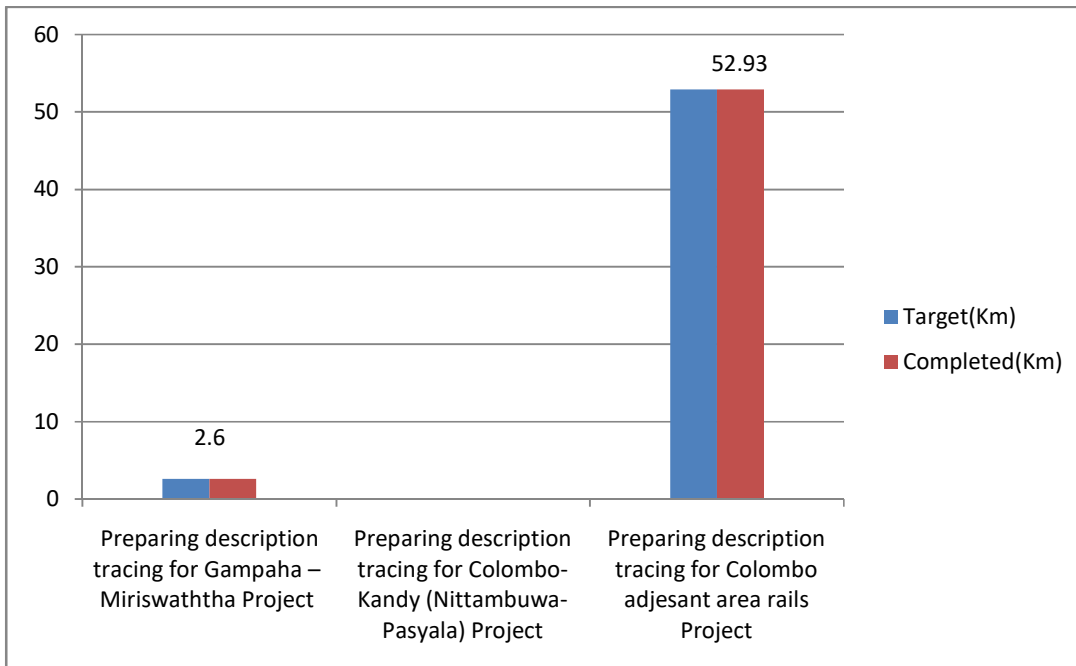
<b>Lazer Measures</b>			
<b>No</b>	<b>Measure Type</b>	<b>Targetted No of lots</b>	<b>Completed No of lots</b>
1.	Measures relating Boundary Stones	315	900
2.	Various Measures	3810	3062
3.	Aquiring Measures	420	951
4.	Court Measures	377	279



Bimsaviya Measures			
No	type of Measure	Targetted No of Lots	Completed No of Lots
1.	Cadestral Measures	2800	4579



<b>Special Projects</b>			
<b>No</b>	<b>Survey type</b>	<b>Target(Km)</b>	<b>Completed(Km)</b>
1.	Preparing description tracing for Gampaha –Miriswaththa Project	2.6 Km	2.6 Km
2.	Preparing description tracing for Colombo-Kandy (Nittambuwa-Pasyala) Project	4.43 Km	4.43 Km
3.	Preparing description tracing for Colombo adjesant area rails Project	52.93 Km	52.93 Km



## **13. Agriculture**

### **12.1 District Agricultural Unit**

#### **Vision**

Make Gampaha district as the supplier of most of the fruit consumption requirement and export requirement and through introducing most suitable agricultural crops going along with local weather conditions while increasing farmers' income.

#### **Mission**

To increase the productivity, introduce new methods to value the production and introduce an efficient management pattern to increase the income of the farmer community and to increase the demand and export potential of fruit crops by increasing fruit exports and increasing export earnings and to maintain a sustainable farming system through environmentally friendly livelihoods.

### **13.1.1. Activated Programmes in 2018**

#### **The gardens project for School under the Sustainable School Program**

This program was implemented with the objective of promoting the consumption of under-utilized fruits among school children under the Environmental conservation program of the Presidential Secretariat. This program was launched in selected schools in the Gampaha District in the year 2018 and this program was carried out directly with the Provincial Education Department and zonal and Divisional Education Offices. Under this program, Rs. 533,900.00 fruit trees and compost fertilizer worth 139,200 rupees were distributed among school children. The responsibility for constituting and protecting the trees in the school grounds was entrusted to the school children and the in charge teacher of the thematic program "Thirasara Pasal". Officers connected with the field are constantly monitored and consulted.

### **13.1.2 Agricultural Ministry's Special Projects**

#### **1. Increase food Production by Making Available Senior Citizens for Food Products**

Through this it is expected to be beneficial, by productive utilization of the retirement age of elderly people, they improve their physical and psychological well-being, by utilizing their knowledge and skills, delivering an effective service to the country, increasing food production, raising national food production. Senior citizens selected through selected divisional secretariat divisions are given home gardening, cottage building in secure cottage, group farms and required seedlings, planting materials, agricultural implements and technical know-how.

##### **1. Urban and Semi-Urban Home Development Project**

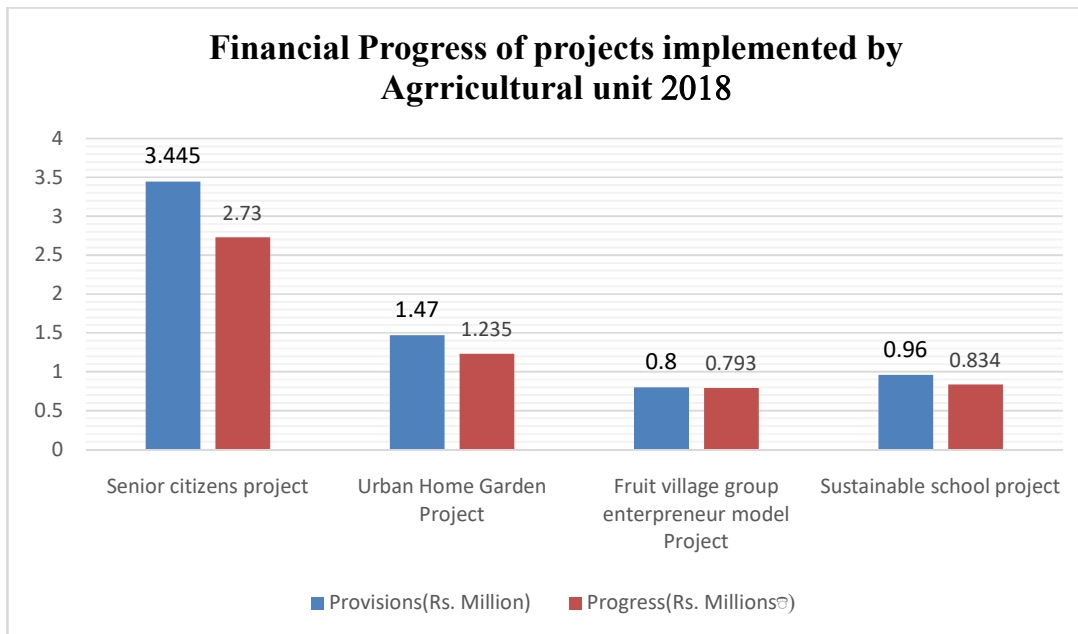
The purpose of this project is to draw the beneficiaries to create gardens in the urban and semi urban housing quarters spaces. The families of the families living in a limited space in the Gampaha District, where the rapidly urbanization is being graduated, have a tendency for residents to poison their meals and families Providing socio-economic benefits to the units and home gardening through landscaping Aims to increase the country's overall food production. The selected beneficiaries of the selected divisional secretariats were provided with seeds and planting material, agricultural implements and technical know-how.

### **13.1.3 National Program on Food Production**

#### **Fruit Enterprise Cluster Entrepreneurship Model Project**

The selected beneficiaries of this project will be selected from one district of a selected area, one fruit crop, commercial agro-forestry resources, a higher product obtained from the product, a related marketing strategy and a value added product a high-level developed high-grade durian Plants provide 800 promotion was carried out. The beneficiaries were selected from the people who can grow minimum of 10 plants. Accordingly 37 beneficiaries were selected for this project. This will increase the productivity of the district in the Gampaha and increase agricultural productivity by enabling agribusinesses to obtain higher economic benefits.

### 13.1.4 Financial Progress



## 13.2 Deputy Provincial Agricultural Director ( Project ) Office

**Vision: Gampaha District takes the lead in agricultural development**

**Mission: Extension process based on appropriate agricultural development for social, economic and environmental conditions in Gampaha district.**

In the year 2018, 2017/18 Maha and 2018 Yala crop cultivation targets were undertaken. Gampaha District Extension Division of the Western Province provided technical assistance for the agricultural issues and needs of the farmer community in the district by following 26 Divisional Agricultural Instructors Offices.

Especially during adverse weather conditions to reach the targets of the National Food Production Program 2016-18, action was taken even though necessary.

### 13.2.1 2018 - Progress of Crops

Below shows the 2016/18 progress achieved by crop cultivation through food production programs and general agricultural extension programs.

#### Paddy Cultivation

2017/18 Progress of Maha			
Irrigation type	Target2018 (hec)	2018 Progress (hec)	%
Major Irri.	2187	1850	84.5%
Minor Irri.	4182.5	4080	97.5%
rainfall	5986.1	4396	73.4%
total	12355.6	10326	83.5%

2017/18 Progress of yala			
Irrigation type	Target2018 (hec)	2018 Progress (hec)	%
Major Irri.	1425	1385.8	97.2%
Minor Irri.	1644.4	2099.1	127.6%
rainfall	1838.6	2781.6	151.2%
total	4908	6266.5	127.6%

## 2018 Projects

### 1. Provincial Specific Development Grant

Project No	Name of the project	Estimated Amount (Rs)	Amount spent (Rs)	Financial Progress	Expected output	No of beneficiaries
J86215163001	Recultivation of fallow paddy fields	530,000.00	528,920.00	99.80%	9 Hec.	19
J86215163002	Production of quality paddy seeds in Gampaha	2,344,000.00	2,340,720.00	99.86%	60 Hec	84
J86215163003	Implementation of the Yaya Program to uplift the paddy harvest in the Gampaha District.	1,196,000.00	1,191,200.00	99.60%	55.4 Hec	162
J86215163004	Implementation of the parachute system for increasing the productivity of paddy in Gampaha District.	1,035,000.00	1,017,670.00	98.33%	14.7 Hec	14
J86215563005	Production of quality plants for the distribution and improvement of soil productivity in Gampaha District.	45,000.00	45,000.00	100.00%	4000 Hec	2000
J86218563006	Establishment of selected fruit villages	900,000.00	892,025.00	99.11%	Soursop 5 Hec Pineapples 3.2 Hec	50
J86215663007	Implementation of Good Agricultural Crop Practices (GAP) in Gampaha District	1,100,000.00	1,076,887.50	97.89%	2.5 Hec	25
G86219863008	Referring to the mechanization in order to increase paddy productivity in the Gampaha District	1,500,000.00	1,437,200.00	95.81%	2 Planting machines	2

## Provincial Exact Development Grants

Project No	Name of the project	Estimated Amount (Rs)	Amount spent (Rs)	Financial Progress	Expected output	No of beneficiaries
S88219963002	Implementation of crop clinics, training programs and field days to solve the problems that arise from the agricultural sector in the Gampaha District.	400,000.00	227,490.00	56.87%	79 programs	1560
G88219863004	Providing tree planting machines to farmer organizations in Gampaha district	750,000.00	718,600.00	95.81%	1 equipment	1
G88219963007	Distribution of agricultural equipment for farmers in Gampaha district and agricultural organizations	6,000,000.00	5,100,881.19	85.00%	Distribution of agri equipment for farmer organizations	1500
N88218463010	Home gardening promotional programs, conferences and evaluation for increasing the agro production in Gampaha District- 2018	1,000,000.00	841,500.00	84.15%	01 Home Garden Competitions	9200
N88219862028	Distribution of agricultural equipment for farmers in the Western Province for agricultural promotion.	498,000.00	468,653.08	94.11%	Distribution of agri equipment for farmer organizations	50
G88219863011	Provision of plowshares and twelve wheel hand tractors for farmers' organizations in Gampaha district.	8,750,000.00	8,625,000.00	98.57%	25 equipment	25
N88215563012	Giving vegetable plants in selected Grama Niladhari Divisions in Mirigama, Divulapitiya and Attanagalla Divisional Secretariats in Gampaha District.	1,000,000.00	983,475.00	98.35%	6345 Home Gardens	6345
N88219862032	Distribution of agricultural equipment for farmers and farmers' organizations in the Western Province - step 2	3,500,000.00	3,073,394.80	87.81%	Distribution of agri equipment for farmer organizations.	800

## Provincial Special Exact Development Grants

Project No	Name of the project	Estimated Amount (Rs)	Amount spent (Rs)	Financial Progress	Expected output	No of beneficiaries
S87219911501	Conduct an Agricultural Training Program with the objective of upgrading the agriculture field in Dompe DS divisional secretariat.	200,000.00	200,000.00	100.00%	1 Training programs	250

## 2. Projects of Central Government

Name of the project	Activity	Estimated Amount (Rs)	Spent Amount (Rs)	Financial Progress
Cultivation of milk potatoes and local yam intercrops under coconut.	Providing yams and potatoes	308,750.00	45,200.00	14.6%
Establish Home Gardens in Gampaha District	Providing agricultural equipment, vegetable seeds and fruit plants.	245,440.00	233,454.00	95.1%
Introduction of agro-mechines and agricultural technology	Providing micro water supply systems 1	500,000.00	299,933.80	59.9%

## Progress of development projects implemented in 2018

Financial source	No of the projects	Spent Amount (Rs)	Financial Progress
1. Specific development grants	8	8,537,042.50	98.6%
2. National Development Grant	8	20,038,994.07	91.5%
3. Development Grant Specialties	1	200,000.00	100%
4. Projects of the Central Government	3	578,587.80	54.88%

## Crop Clinic Programs

- No of Crop Clinic Programs- 78
- Special Crop Clinic Programs - 1

### 13.3 Agrarian Development District Office - Gampaha

#### 13.3.1 National Program on Food Production 2016 - 2018

##### Establishment of Fruit Villages 2018/19

Under the program to set up fruit plants in parallel to the national food production program, 2018 fruit fruits were distributed with 11750 Rambutan and durian plants. Following are the progress of the project.

<b>Establishment of Fruit Villages 2018/19(Rambutan &amp; Durian)</b>				
No.	AD Office	Name of the fruit village	Type of the plant	Quantity
1.	Meerigama	2/1/1 Nalla	Duriyan	1325
2.	Dompe	2/14/34/Morahena	Duriyan	1200
3.	Udugampola	133 Watumulla	Duriyan	1000
4.	Yakkala	Keselwatugoda	Duriyan	1000
5.	Pasyala	KumbalOluwa	Rambutan	1000
6.	Walpita	Kukulwala North	Rambutan	1000
7.	Weke	Anuragoda	Rambutan	1000
8.	Mabodala	Wadumulla	Rambutan	1000
9.	Andiambalama	Walpola	Rambutan	1000
10.	Henarathgoda	236 A Mahena	Rambutan	1225
11.	Bemmula	Dadagamuwa	Rambutan	1000
				11750

##### Fruit Village Program - As at 31.12. 2018.

No.	AD Office	No of distributed plants	No of plants as at 31 12.2018	No of dead plants	Other
1.	Pallewela	2000	1512	488	
2.	Pasyala	1000	929	71	
3.	Marandagahamula	4000	3426	574	
4.	Mabodala*	2000	1760	234	* 6 plants were dead before give to the beneficiaries.
5.	Andiambalama	4200	3491	709	

6.	Katana	3400	2903	497	
7.	Henarathgoda	1000	965	35	
8.	Bemmula	1000	941	59	
9.	Urapola	1000	975	25	
10.	Weke*	18220	15919	2297	* 4 plants were dead before give to the beneficiaries..
11.	Minuwangoda	1000	511	489	
12.	Udugampola	2000	1226	774	
13.	Yakkala	1000	915	85	
14.	Dompe	1000	945	55	
15.	Biyagama	2000	1579	421	
16.	Malwatuhipitiya	2800	2688	112	
17.	Udupila	2000	1948	52	
Total		49620	42633	6977	*10
Total		49620	42633	6987	
* Ten plants were dead before give to the beneficiaries.					

### 13.3.2 Fertilizer Subsidy Program

In the Gampaha district 2018 Yala and 2018/2019 Maha season farmers were given fertilizer subsidy for paddy farmers. Progress has been presented as follows.

Fertilizer issued to the Farmers (M.Ton) as at 31/12/2018 - 2018/19 Yala					
No of farmers	Paddy Field Hectares	Fertilizer issued (M.Ton)			
		UREA	TSP	MOP	Total
15679	5952.747	667.359	249.843	540.696	1457.898

Fertilizer issued to the Farmers (M.Ton) as at 31/12/2018 - 2018/19 Maha					
No of farmers	Paddy Field Hectares	Fertilizer issued (M.Ton)			
		UREA	TSP	MOP	Total
26280	9633.16	1044.78	411.671	916.508	2372.960

### 13.3.3 Establish Farmer Organizations

Establishment of Women's Farmers' Organizations under the Food Production National Program, which was started in 2016 was successfully continued to 2018. Accordingly, the progress of setting up Women's Farmer Organizations in the Gampaha District is as follows.

#### Progress of Establishment of Women Farms Organization – ‘Sithamu’

No of registered organizations	No of members
1297	32717

progress of setting up Farmer Organizations in the Gampaha District is as follows

No of registered organizations	No of members
902	58999

### 13.3.4 Development of Minor Irrigation and Fallow Paddy Lands

In the year 2018, 74 projects were started under minor irrigation schemes and fallow pens and all projects were completed before 31st December 2018. Its progress is as follows.

Classification	Financial Progress				Physical Progress	
	Estimated Amount (Rs.)	Agreement Amount (Rs.)	Cost (Rs.)	Value of bills in hand	Value of projects	
Repairment of Lakes	10,161,000.00	9,436,005.56	1,667,191.55	5,030,399.63	5	70%

### 13.3.5 Dredging, Rehabilitation and Reconstruction of 1500 Small Tanks

Classification	Released Provisions	Financial Progress				Physical Progress	
		Estimated Amount (Rs.)	Agreement Amount (Rs.)	Cost (Rs.)	Value of bills in hand	No of Projects	
Reconstruction of Anicuts	9,128,564.61	9,582,500.00	9,128,564.61	862,807.79	4,268,075.76	9	81.1%
Reconstruction of Canals	18,016,657.83	19,376,699.99	18,559,137.83	8,445,242.82	6,511,468.06	49	97.5%
Reconstruction of agricultural roads	2,148,898.40	7,679,500.00	7,438,459.16	231,871.70	5,406,028.40	10	96%
Reconstruction of tanks	8,558,757.11	14,114,000.00	13,307,079.69	1,390,800.85	4,412,765.49	6	83.5%
	<b>37,852,877.95</b>	<b>50,752,699.99</b>	<b>48,433,241.29</b>	<b>10,930,723.16</b>	<b>20,598,337.71</b>	<b>74</b>	

**සුළු වාර පද්ධති හා පුරත් කුඹුරු සංවර්ධනය - 2018**

පෙර → 

පසු → 

ඉහළ සවි අන්තල සැවත් කුඹුරු අසල ඇඳවූ පැති බිම්මක් ඉදි කිරීම  
 පිටියුරු ගොවිතල සේවා බල ප්‍රදේශය - 44 වැනි, ලොව පළාතේ

**සුළු වාර පද්ධති හා පුරත් කුඹුරු සංවර්ධනය - 2018**

පෙර → 

පසු → 

මිඳු ඇඳු විත් ඇඳු ප්‍රතිසංස්කරණය  
 පුරාතනවත් ගොවිතල සේවා බල ප්‍රදේශය - 252 වැනි, පුරවිටිය ප්‍රදේශ

**සුළු වාර පද්ධති හා පුරත් කුඹුරු සංවර්ධනය - 2018**

පෙර ↓ 

↓ පසු 

තිහාරිය මිඳු ඇඳු සැවීම  
 පිටියුරු ගොවිතල සේවා බල ප්‍රදේශය - 131 වැනි, ලොව පළාතේ

**සුළු වාර පද්ධති හා පුරත් කුඹුරු සංවර්ධනය - 2018**

පෙර → 

පසු → 

ගොනිවෙහෙර දුම්බල ඇතර ඉහල හා පහල ඇඳු ප්‍රතිසංස්කරණය සර වූයේදී පැතිබිම්මක් ඉදි කිරීම  
 උදයාමිඳු ගොවිතල සේවා බල ප්‍රදේශය - 141 වැනි, පුරවිටිය

**සුළු වාර පද්ධති හා පුරත් කුඹුරු සංවර්ධනය - 2018**

පෙර → 

පසු → 

මීට්ටිමහල ඇඳු මාර්ගය ප්‍රතිසංස්කරණය  
 ලොව පළාතේ ගොවිතල සේවා බල ප්‍රදේශය - 475 වැනි, පුරවිටිය

**සුළු වාර පද්ධති හා පුරත් කුඹුරු සංවර්ධනය - 2018**

පෙර ↓ 

↓ පසු 

උදුම්බල වෙල් ගාසන් ඇඳු මාර්ගය ප්‍රතිසංස්කරණය කිරීම  
 පිටියුරු ගොවිතල සේවා බල ප්‍රදේශය - 180 වැනි, පුරවිටිය

**සුළු වාර පද්ධති හා පුරත් කුඹුරු සංවර්ධනය - 2018**

පෙර ↓ 

↓ පසු 

විවිධාකාර වෙල් ගාසන් කිරීමේදී වෙල් ගාසන් මිසිත් හඳු මාර්ගය ප්‍රතිසංස්කරණය  
 පිටියුරු ගොවිතල සේවා බල ප්‍රදේශය - 393 වැනි, පුරවිටිය

**සුළු වාර පද්ධති හා පුරත් කුඹුරු සංවර්ධනය - 2018**

පෙර → 

පසු → 

රත්තොලකුළු මාර්ග ප්‍රතිසංස්කරණය  
 පිටියුරු ගොවිතල සේවා බල ප්‍රදේශය - 348 වැනි, පුරවිටිය

**සුළු වාරි පද්ධති හා පුරත් කුඹුරු සංවර්ධනය - 2018**

පෙර ↓ පසු ↓

කොළඹදොව් පිටි අලු ලද්දි සිරිමි  
 පුරාවාරි පොළොව පේරා බදු ප්‍රදේශය - 2018 (වැවිලි/විදුලි පාලන)

**සුළු වාරි පද්ධති හා පුරත් කුඹුරු සංවර්ධනය - 2018**

පෙර ↓ පසු ↓

කේළිකොටුව අලුති, කොටපල අලුති සදහා අලුත් ගැඹු සෙදිම  
 කොළඹදොව් පොළොව පේරා බදු ප්‍රදේශය - 2018, බැඳුම්කොට

**සුළු වාරි පද්ධති හා පුරත් කුඹුරු සංවර්ධනය - 2018**

පෙර → පසු →

උරුවිත හා අලුතිත විල හා අලු මාර්ග ප්‍රතිසංස්කරණය  
 පැවැත් පොළොව පේරා බදු ප්‍රදේශය - 2018 ඒ. උපායමාලි (පසු)

**සුළු වාරි පද්ධති හා පුරත් කුඹුරු සංවර්ධනය - 2018**

පෙර ↓ පසු ↓

කල්ලොඳුව අලු මාර්ග ප්‍රතිසංස්කරණය  
 මල්වැව පොළොව පේරා බදු ප්‍රදේශය - 2018, පැවැත්පුර

**සුළු වාරි පද්ධති හා පුරත් කුඹුරු සංවර්ධනය - 2018**

පෙර ↓ පසු ↓

රත්තෙහෙය හා අලු ප්‍රතිසංස්කරණය  
 බිඳිවැව පොළොව පේරා බදු ප්‍රදේශය - 2018 ඒ. උපායමාලි

**සුළු වාරි පද්ධති හා පුරත් කුඹුරු සංවර්ධනය - 2018**

පෙර → පසු →

පිටි අලු ප්‍රතිසංස්කරණය  
 පුරාවාරි පොළොව පේරා බදු ප්‍රදේශය - 2018 ඒ. උපායමාලි

**සුළු වාරි පද්ධති හා පුරත් කුඹුරු සංවර්ධනය - 2018**

පෙර ↓ පසු ↓

සීනිතමි හා 3 වැනි අලු හා දකුණු අලු සංවර්ධනය  
 අලුකුඹුරු පොළොව පේරා බදු ප්‍රදේශය - 2018, සීනිතමි

**සුළු වාරි පද්ධති හා පුරත් කුඹුරු සංවර්ධනය - 2018**

පෙර ↓ පසු ↓

කෝරල මාර්ග අලු ලද්දි සිරිමි  
 කොළඹදොව් පොළොව පේරා බදු ප්‍රදේශය - 2018 ඒ. උපායමාලි



### 13.3.6 Repairment of Agrarian Service Centers and District Offices

Classification	Financial Progress				Physical Progress	
	Estimated Amount (Rs.)	Agreement Amount (Rs.)		Estimated Amount (Rs.)	Agreement Amount (Rs.)	
Repairment of Agrarian Service Centers and District Offices	7,957,478.40	7,810,189.13	1,071,708,32	6,710,741.02	7	100%



Financial Progress				Physical Progress	
Estimated Amount (Rs.)	Agreement Amount (Rs.)		Estimated Amount (Rs.)	Agreement Amount (Rs.)	
3,305,000.00	3,202,894.00	-	2,985,022.50	11	100%

Reconstruction of Minor irrigation (Mahara Divisional Secretariat)

### 13.3.7 Aqua Plantation Establishing Program

Financial Progress				Physical Progress	
Estimated Amount (Rs.)	Agreement Amount (Rs.)	Estimated Amount (Rs.)	Agreement Amount (Rs.)	Estimated Amount (Rs.)	
1,960,000.00	1,894,959.38	391,341.39	1,310,796.75	5	100%

Progress of the fallow fall paddy fields of the Yala Season of 2018/2019 and fallow paddy fields cultivated in the Maha Season of 2018/2019 are as follows..

Paddy Cultivation				Other Crops			
Target		Progress		Target		Progress	
No of plots	No of acres	No of plots	No of acres	No of plots	No of acres	No of plots	No of acres
2462	1320.37	1676	1030.32	440	348.21	123	78.74

### 2018 Progress of Paddy cultivation in Yala Season

Number of paddy fields cultivated in the Yala season of 2018		Number of fallow paddy lands cultivated in Yala season 2018		Total paddy fields cultivated	
No of plots	No of Hectares	No of plots	No of Hectares	No of plots	No of Hectares
199664	6163.95	441	131.23	20105	6295.18

## 14. Industrial Development Board

No	Description	Physical target	Physical target	Financial target
01.	Preparation of district economic profile profile.	01	01	3000
02.	Commencement of small and medium scale new industries	17	17	
	2.1 Providing technical knowledge	07	07	13500
	2.2 Preparation of study material	02	02	200
	2.3 Preparation of business plans	15	16	11500
	2.4 Financial assistance	08	03	10000
	2.5 Introduction of market opportunities	07	03	15000
03.	Developing small and medium scale industries (existing)	12	13	
	3.1 ISO and GMP certification			
	3.2 Conducting management training programs	09	12	3600000
	3.3 Positive Thinking and Productivity Programs	11	12	87000
	3.4 Method of electricity Method of production	06	06	210000
	Assist in the amendment	-	51	51000
04.	Development of export industries	02	02	
	4.1 Preparation of the export profile	01	01	10000
	4.2 Assist customers to identify	01	01	2000
	4.3 Awareness on the Export Procedures	01	03	2000
05.	Preparation of project proposals	01	01	2500
06.	Provision of Cephas (For kitul industry)		11	4125
07.	For Light Engineering Industries Provision of Metallic insects. (Copper, copper, aluminum, Ferrus)	M.Ton 50	M.Ton 200	Millions 10

## 15. District Disaster Management Unit - Gampaha

### 15.1 Disaster Mitigation Projects in the year 2018

No	Projects	Value	Physical progress	Financial progress	Other
<b>Provisions of Treasury</b>					
01.	The Koskadumbura canal purification project at Biyagama Divisional Secretariat	1087072.30	100%	502,303.50	Completed the project successfully.
02.	The Yabaraluwa canal purification project at Biyagama Divisional Secretariat	1,504,679.44	100%	1,313,755.00	Completed the project successfully
03.	The Rathgahawaththa canal purification project at Biyagama Divisional Secretariat	1116249.37	100%	675,900.00	Completed the project successfully
04.	The Wewelduwa canal purification project at Kelaniya Divisional Secretariat	1034344.00	100%	795,922.00	Completed the project successfully
05.	The Batley Ala Canal purification project at Biyagama Divisional Secretariat.	377283.85	25%		Completed the project successfully
<b>Total</b>		<b>5399893.95</b>		<b>3,287,880.50</b>	

➤ **15.2 Preparation for Disasters and Planning Programs**

No	Project/Activity	No of planned activities	No of completed activities	No of remained activities	Physical Progress	Financial Progress
<b>Provisions of the Treasury</b>						
01.	Updating the District Disaster Management Plan	01		01		
02.	National Tsunami rehearsal program	01	01	0	100%	100%
03.	School Safety Disaster Preparedness Programs	02	02	0	100%	100%
04.	Disaster Pre-Hospital Care Programs	01	01	0	100%	100%
05.	A plan prepared for awareness program to face monsoon disasters	02	02	0	100%	100%
06.	Awareness Programs on Samurdhi Officers and Economic Development Officers on disaster preparedness	13	18	0	100%	100%

### 15.3 Awareness and Training Programs

No	Project/Activity	No of planned activities	No of completed activities	No of remained activities	Physical Progress	Financial Progress
<b>Provisions of the Treasury</b>						
01.	Awareness Programs for Public Officers	02	02	0	100%	100%
02.	Coordination meeting for District Disaster Management	01	01	0	100%	100%
03.	Rescue programs	01	01	0	100%	100%
04.	Training programs for the triad army and police	02	02	0	100%	100%
05.	First aid programs and camp management	03	05	0	100%	100%
06.	Fire protection programs	01	01	0	100%	100%
07.	Educational exhibitions	01	02	0	100%	100%
<b>Other Provisions</b>						
01.	First Aid Training Programs - with World Vision Institute	01	01	0	100%	100%
02.	Awareness Programs for Gampaha District GN Officers	02	02	0	100%	100%

## 15.4 Emergency Operational Programs

The sudden disaster situation which occurred at divulapitiya divisional secretariat on 2018 /01/18, disaster situation at the deputy secretary's office at Mirigama in April 17,2018 and the disasters occurred in the year 2018 May to Gampaha District was coordinated with the relevant institutions, in order to coordinate disaster scenarios more efficiently.

### 15.5 Other Programs in 2018

- Conducting awareness programs on disaster management for children and People in the four divisions of Ja-Ela and Wattala Divisional Secret Divisions in association with Save the Children's Fund.
- Preparation of the Regional Disaster Response Plan which include Disaster Response Activities of the District Authorities of the District during the Emergency Situation and information on the physical and human resources of the district.
- Conducting awareness programs for divisional secretaries and other government institutions in the district under the patronage of District Secretary, for the purpose of identifying the disaster risk profile to be prepared in the year 2019 in order to identify the disaster risk areas in the district during the sudden disaster situation in Gampaha District.

No	GN Division	Name of the School	
1.	63/E/Katana	BP/Miga/ Mariya Rajini Vidyalaya	
2.	64/W/Katana	BP/Miga Vidyaloka Maha Vidyalaya	W/Katana, Katana,
3.	64/A/N/Katana	BP/Miga Vidyaloka Primary College	N/ Katana,, Katana,
4.	65 Bambukuliya	BP/Miga John De Baptist School	Bambukuliya, Kochchikade
5.	65 A Thoppuwa	BP/Miga Pillipnery Tamil College	Kochchikade
6.		BP/Miga Sent Pillipnery Vidyalaya	Thoppuwa
7.	66 Muruthana	BP/ Miga / Muruthana Roman Catholic College	Muruthana, Kochchikade
8.	67 A Manaweriya	Sent Pillipnery Tamil College	Manaweriya, Kochchikade
9.	68B South Athgala	Athgala Vidyalaya	Athgala, Kochchikade
11.	69A S/Welihena	BP/Miga Welihena Sinhala mixed Vidyalaya	S/Welihena, Kochchikade
12.	70 Ihala Kadawala	BP/Miga Kandawala Sent Joseph Vidyalaya	Kadawala, Katana
13.	71 Thimbirigaskatuwa	Miga /Dutugamunu MahaVidyalaya	Vidyalamawatha, Thimbirigaskatuwa, Negombo.
14.	93 Kondagammulla	Kondagammulla MahaVidyalaya	Kondagammulla, Demanhandiya

15.	93 A/S/Kadirana	Miga / Kadirana Vidyalaya	N/ Kadirana, Demanhandiya
16.	94	Sri Vijaya Vidyalaya	W/ Kaluwarippuwa, Katana
17.	W/Kaluwarippuwa	Miriswatta Primary College	Miriswatta, Demanhandiya.
18.	161 B/Katuwapitiya	Sebastian MahaVidyalaya	Nugawela road, Katuwapitiya, Negombo
19.	92 B/W/	BP/Miga Kimbulapitiya MahaVidyalaya	Kimbulapitiya, Negombo
20.	Kimbulapitiya	BP/Miga Sri Medhankara Model Primary College	Kimbulapitiya, Negombo
21.	92 C/Central Kimbulapitiya	BP/Miga Kimbulapitiya Roman Catholic Primary College	Kimbulapitiya, Negombo
22.	152 Madawala	BP/Miga / Madawala Primary College	Madawala, Minuwangoda
23.	152 A, Walanagoda.	BP/Miga Laksmi Vidyalaya	Walanagoda, Katunayaka
24.	154 Dawamottawa.	BP/Miga /Peelawatta David de silva Vidyalaya	Peelawatta, Minuwangoda
25.		BP/Miga Abhayaraja Vidyalaya	Dawamottawa, Andiamabalama.
26.	155 A, Walpala	BP/Wapala Rathanasara Primary College	Wapala, Andiamabalama.
27.	155 W/Andiamabalama.	Andiamabalama. Buddhist Primary College	Saranatissa Mw, Andiamabalama.
28.		BP/Miga Andiamabalama. Roman Catholic Primary College	Airport Road , Andiamabalama.
29.		BP/Miga / Andiamabalama. MahaVidyalaya	Minuwangoda Road, Andiamabalama.
30.	199 A/S/ Raddoluwa.	BP/Miga Raddoluwa. Sri Pannananda Primary College	Raddoluwa., Seeduwa
31.	199 N/ Raddoluwa.	BP/Miga / Raddoluwa. Sri Pannananda National College	Raddoluwa., Kotugoda
32.	199 E/D/Raddolugama.	BP/Miga / Raddolugama Vidyalaya	Raddolugama, Seeduwa
33.	202 Kuswala	Miga / Kuswala Vidyalaya	Kuswala, Raddoluwa, Seeduwa
34.	142 B/M/Kurana Katunayaka	Miga /Katunayaka MahaVidyalaya	Kurana, Katunayaka
35.	143 N/Katunayaka	Miga /Katunayak Roman Catholic MahaVidyalaya	Colombo Road, Katunayaka
36.	145/B/West	Miga /Bandaranayaka MahaVidyalaya	Mukalangamuwa, Seeduwa
37.	Mukalangamuwa	Miga //Davisamara Vidyalaya	Seeduwa
38.	145 W/Bandarawatta	Bandarawaththa Sent Mary's Vidyalaya	Bandarawatta, Seeduwa
39.	146 Ambalammulla	Jothirathna Vidyalaya	Jothirathna Vidyalaya, Ambalammulla
40.	147 Seeduwa	Miga /Seeduwa Roman Catholic Primary College	Palliya junction, North, Seeduwa
41.		Miga /Seeduwa Methodist Primary College	Amuna Road, South Seeduwa
42.	148 Amandoluwa	Amandoluwa Roman Catholic Primary College	Amandoluwa, Seeduwa
43.		Amandoluwa Roman Catholic. MahaVidyalaya	Amandoluwa, Seeduwa
44.	153/A/E/Heenatiyana	BP/Miga Dhammaloka MahaVidyalaya	Hinatiyana, Minuwangoda
45.	198 Alawatupitiya	BP/Miga / Alawatupitiya Vidyalaya	Alawatupitiya, Seeduwa
46.		BP/Miga / Udammitta Kulasinhe MahaVidyalaya	Udammitta, Kotugoda
47.	204 B Kasagahawatta	BP/ Roman Catholic Primary College	Kotugoda junction, Kotugoda

## 1. Accounts

### I. Summary of Expenditure per Programs for the Year Ending 31 December 2018

No of program according to the annual Estimation	Name of the Expence	Provision in Budget Estimates (1)	Supplimentary Estimation Allocation (2)	Transfers in terms F.R. 66 and FR 69 Rs. (3)	Total net Allocations (4)=(1)+(2)+(3)	Total Expenditure (5)	Net Effect/Savings (Excess) (6)=(4)-(5)
Program (1)	(a) Recurrent	1,040,000,000		-	1,040,000,000	1,004,535,746	35,464,254
	(b) Capital	478,000,000	10,840,000	-	488,840,000	98,796,481	390,043,519
	<b>Sub Total</b>	1,518,000,000	10,840,000	-	1,528,840,000	1,103,332,227	425,507,773
Program (2)	(a) Recurrent						
	(b) Capital						
	<b>Sub Total</b>						
	<b>Total</b>	1,518,000,000	10,840,000	-	1,528,840,000	1,103,332,227	425,507,773

## II. Expenditure Statement According to Programs

Expenditure Subject	Program (1)					Program (2)					Total Expenditure
	Provision				Expenditure	Provision				Expenditure	
	Provision in Budget Estimates	Supplementary Estimation allocation	Transfers in terms F.R. 66 and FR 69 Rs.	Total net allocations		Provision Budget Estimates	Supplementary Estimation allocation	Transfers in terms F.R. 66 and FR 69 Rs.	Total net allocations		
(1)	(2)	(3)	(4)=(1)+(2)+(3)	(5)	(6)	(7)	(8)	(9)=(6)+(7)+(8)	(10)	(11)=(5)+(10)	
Recurrent Expenses											
<b><u>Personnel Emoluments</u></b>											
1001 salaries and wages	572,600,000		66,100,000	638,700,000	621,021,838						621,021,838
1002 OT and Dar payments	9,500,000		3,300,000	12,800,000	12,577,875						12,577,875
1003 Other allowances	343,000,000		(69,400,000)	273,600,000	261,977,765						261,977,765
				-							-
<b><u>Transport expenses</u></b>				-							-
1101 Local	28,000,000		(2,250,000)	25,750,000	21,154,655						21,154,655
1102 Foreign				-							-

				-							-
<b><u>Supplies</u></b>				-							-
1201 Stationaries and other office items	12,300,000		1,500,000	13,800,000	13,741,359						13,741,359
1202 Fuel	5,300,000		250,000	5,550,000	5,490,404						5,490,404
1203 foods and uniforms				-							-
1204 Medical supplies				-							-
1205 Other	700,000			700,000	694,687						694,687
											-
<b><u>Maintain Expenditure</u></b>				-							-
1301 Vehicles	7,100,000			7,100,000	6,617,849						6,617,849
1302 Machines	1,700,000			1,700,000	1,681,734						1,681,734
1303 Building and construction	2,500,000			2,500,000	2,488,946						2,488,946
				-							-
<b><u>Services</u></b>				-							-
1401 Transport				-							-
1402 Post and Communication	4,700,000		1,500,000	6,200,000	6,185,530						6,185,530

1403 Electricity and water	10,550,000		800,000	11,350,000	10,945,639						10,945,639
1403 Electricity and water				803,000							795,507
1404 Lease Hire and Local Government Institute Taxes	1,300,000		(497,000)		795,507						
1405 other											
1406 Interest Payments for Leasing Vehicles											
1407 Cost of maintaining public funds				-							-
1408 Lease leases for vehicles purchased under operating leases				-							-
1409 other	26,600,000			26,600,000	26,490,281						26,490,281
<b>Transfers</b>				-							-
1501 Welfare programs											-
1502 Pension benefits				-							-
1503 Gov. institutes				-							-
1504 Development aids				-							-
1505 Contributions and subscriptions				-							-
1506 Property interest for public servants	14,150,000		(1,303,000)	12,847,000	12,671,680						12,671,680
1507 Contribution to Provincial Councils				-							-
1508 other				-							-
1509 Contribution to Emergency Needs Fund				-							-

				-							-
<b><u>Interest Payments</u></b>				-							-
1601 domestic loans				-							-
1602 Foreign loans				-							-
1603 minimum pricing of Treasury bills and Treasury bonds				-							-
Other Recurrent Expenditure				-							-
1701 Loss and cut offs				-							-
1702 Unexpected services				-							-
1703 Implementation of Official Languages Policy No.				-							-
				-							-
Total	1,040,000,000	-	-	1,040,000,000	1,004,535,746						1,004,535,746
Capital Expenditure				-							-
Rehabilitation and Improvement of Capital Assets				-							-
2001 Building and Construction	8,000,000		9,930,000	17,930,000	17,677,923						17,677,923

2002 Machinery	2,000,000			2,000,000	1,959,470						1,959,470
2003 Vehicles	3,000,000			3,000,000	1,943,914						1,943,914
				-							-
<b>Acquisition of Capital Assets</b>				-							-
2101 vehicles				-							-
2102 Furniture and office equipment	8,100,000		1,000,000	9,100,000	9,047,582						9,047,582
2103 Machines and Machines	4,500,000		985,000	5,485,000	5,221,898						5,221,898
2104 Building and Construction - DIG	100,000,000		(9,930,000)	90,070,000	51,755,120						51,755,120
2104 Building and Construction -	350,000,000			350,000,000							-
2105 Land & Land Improvement				-							-
2106 Software development				-							-
2108 Repayment of the loan for leasing vehicles				-							-
				-							-
Capital transfers				-							-
2201 Government Institutions				-							-
2202 Development assistants				-							-
2203 Subscription for Provincial Councils of				-							-
2204 Transferring to foreign countries				-							-
2205 Capital grants to non-government organizations				-							-

Acquisition of financial assets				-							-
2301 claim Contributions				-							-
2302 Providing Loans				-							-
Skills development				-							-
2401 staff trainings	2,400,000		(1,985,000)	415,000	414,374						414,374
Other capital expenditure				-							-
Restructuring 2501				-							-
2502 Investment				-							-
2503 Unexpected service				-							-
2504 Subscription for Provincial Councils				-							-
2505 preparation of procurement				-							-
2506 infrasrtucture development				-							-
2507 Research and development				-							-
2509 other		10,840,000		10,840,000	10,776,200						10,776,200
<b>Total</b>	478,000,000	10,840,000	-	488,840,000	98,796,481						98,796,481
<b>Total of Recurrent and Capital Expenditure</b>	1,518,000,000	10,840,000	-	1,528,840,000	1,103,332,227						1,103,332,227

## II. Expenditure by Projects

Vault No.	item No	Financing/ Sign No.)	Description of item	(1)	(2)	(3)	(4)	(5)	(6)
				Budget Estimation Allocations	Supplimentary Provision and Supplimentary Estimation allocation	Transfers in terms F.R. 66 and FR 69	Total net allocations(1 +2+3)	Total expenditure	Net EffectSavings /Excess(4-5)
				Rs.	Rs.	Rs.	Rs.	Rs.	Rs.
2001	0	11	Buildings and structures	8,000,000	-	9,930,000	17,930,000	17,677,923	252,077.43
2002	0	11	Machinery	2,000,000	-	-	2,000,000	1,959,470	40,529.51
2003	0	11	Vehicles	3,000,000	-	-	3,000,000	1,943,914	1,056,086.03
2102	0	11	Furniture and office equipment	8,100,000	-	1,000,000	9,100,000	9,047,582	52,418.01
2103	0	11	Machines	4,500,000	-	985,000	5,485,000	5,221,898	263,102.50
2104	0	11	Buildings and structures	100,000,000	-	(9,930,000)	90,070,000	51,755,120	38,314,879.62
2104	1	11	Buildings and structures	350,000,000	-	-	350,000,000	-	350,000,000.00
2401	0	11	Training and Skills Development	1,200,000	-	(820,000)	380,000	379,374	626.00
2509	0	11	Disaster Insurance Insurance		10,840,000		10,840,000	10,776,200	63,800.00
			Total	<b>476,800,000</b>	<b>10,840,000.000</b>	<b>1,165,000</b>	<b>488,805,000</b>	<b>98,761,481</b>	<b>390,043,519</b>

### Capital Expenditure by Projects

Vault No	item No	Financing/ Sign No.)	Description of item	(1)	(2)	(3)	(4)	(5)	(6)
				Budget Estimation Allocations	Supplimentary Provision and Supplimentary Estimation allocation	Transfers in terms F.R. 66 and FR 69	Total net allocations(1 +2+3)	Total expenditure	Net EffectSavin gs /Excess(4-5)
				Rs.	Rs.	Rs.	Rs.	Rs.	Rs.
2401	0	11	Training and Skill Development	1,200,000	-	(1,165,000)	35,000	35,000	0
<b>Total</b>				<b>1,200,000</b>	<b>-</b>	<b>(1,165,000)</b>	<b>35,000</b>	<b>35,000</b>	<b>-</b>

## Financing Costs According to Projects

(Financing of Recurrent and Capital Expenditure by Project Projects)

Financing		Project 1		Project 2		Project 3		Total of the Programme /Total of the page*	
Symbol	Description	Net Provision	Actual Expenditure	Net Provision	Actual Expenditure	Net Provision	Actual Expenditure	Net Provision	Actual Expenditure
		Rs.	Rs.	Rs.	Rs.	Rs.	Rs.	Rs.	Rs.
		11	Domestic Funds	569,530,000	178,722,386	959,310,000	924,609,841	-	-
12	Foreign Loan	-	-	-	-	-	-	-	-
13	Foreign Grant	-	-	-	-	-	-	-	-
14	Reimbursable Foreign loan	-	-	-	-	-	-	-	-
15	Reimbursable Foreign grants	-	-	-	-	-	-	-	-
16	Counterpart Fund	-	-	-	-	-	-	-	-
17	Local Expenditure related Foreign Finance	-	-	-	-	-	-	-	-
21	Special services law	-	-	-	-	-	-	-	-
	<b>Total</b>	<b>569,530,000</b>	<b>178,722,386</b>	<b>959,310,000</b>	<b>924,609,841</b>	<b>-</b>	<b>-</b>	<b>1,528,840,000</b>	<b>1,103,332,227</b>

### III. Summary of Control Accounts for Advance and Deposit Accounts - 2018

Name of the Advance/Deposit Account	Account No.*	In accordance to departmental books				Balance as per treasury books as at 31/12/2018
		Opening balance as at 31/12/2018	Debits in the year	credits in the year	The last balance as at 31/12/2018	
		Rs.	Rs..	Rs.	Rs.	
I. Advances to government officers	256011	270,314,208.12	102,920,043.26	74,814,987.53	298,419,263.85	298,419,263.85
	256012		16,324,770.17	14,769,334.68	1,555,435.49	1,555,435.49
			<b>119,244,813.43</b>	<b>89,584,322.21</b>	<b>299,974,699.34</b>	<b>299,974,699.34</b>
II. Other advances	9188/0256/00/0002/0001	18,803,233.45		18,803,233.45	-	-
	9189/0256/00/0002/0001	18,803,233.45	18,803,233.45		-	-
III Various advances						
IV Deposits						
<b>(i) General Deposits</b>						
1. Guarantee Deposits	6000-0-0-1-0-61	1,205,400.00	93,310.00	1,106,210.00	192,500.00	192,500.00
2. Tender Deposits	6000-0-0-2-0-79	1,357,400.00	1,294,250.00	1,899,900.00	751,750.00	751,750.00
3. Temporarily detained deposit back payments to third parties	6000-0-0-13-0-49	26,415,663.86	457,668,183.32	459,238,089.59	24,845,757.59	24,845,757.59
4. Amount Detention for Contracts	6000-0-0-16-0-31	179,828,642.20	199,498,140.02	183,161,173.22	196,165,609.00	196,165,609.00
5. compensation payments	6000-0-0-17-0-10	464,068,268.12	683,719,734.83	614,890,910.73	532,897,092.22	532,897,092.22
6. The temporary detention for statutory payments	6000-0-0-18-0-39	1,122,093.55	27,729,340.66	24,588,504.89	4,262,929.32	4,262,929.32
<b>(ii) Other payments</b>		-	-	-	-	-

**VII. Revenue Account for the Year Ending  
31.12.2018.**

<b>Income code number</b>	<b>Total net revenue collected in 2017 (Rs.)</b>	<b>Total net revenue collected in 2018 (Rs.)</b>
Registration fees of the Registrar General.	36,491,450.00	44,492,919.25
Private timber transport.	830,502.00	850,100.00
Firearms and Explosive License Fees.	2,727,810.00	2,831,120.00
Other charges.	11,693,619.75	11,737,593.08
Rentals for Government buildings	804,266.47	897,486.78
Other income.	11,127,235.48	14,267,670.02
Other receipts.	10,867,311.73	5,001,341.03
various.	8,515,535.84	23,066,737.94
Identity Fee.	885,100.00	9,473,560.00
Examinations and other fees.	13,600.00	265,300.00
Charges under the Motor Traffic Act.	186,809,733.00	219,925,269.76
Providing Motorcycles to Public Officers	(-278500)	-
Charges for Widowers '& Orphans' Pension	110,785,651.40	61,307,130.52
Stamp Duty per Explosive License Fees	114,350.00	132,900.00
Capital assets (vehicles).	-	1,751,000.00
Capital Asset Income (other)	-	235,517.00
<b>Total</b>	<b>381,666,165.67</b>	<b>396,235,645.38</b>

**Submission of Accounts for Year 2018**

<b>Issue</b>	<b>Date to be submitted</b>	<b>Date submitted</b>
Advance B Account	Before February 28, 2019	January 31, 2019
General deposit account	Before February 28, 2019	January 31, 2019
Financial statement	Before February 28, 2019	February 27, 2019

**Accounts on Non-current Assets**

As at December 31, 2018, non-current assets are accounted as below.

<b>Item</b>	<b>Accounted value (Rs)</b>
Lands	904,377,000.00
Buildings	794,951,719.25
Other Machinery and equipments	375,527,870.00
Unfinished (WIP)	115,072,284.23
<b>Value of Total</b>	<b>2,189,928,873.48</b>