



ANNUAL PERFORMANCE & ACCOUNTS REPORT

-2018-

HEAD **269**

**DISTRICT SECRETARIAT
BATTICALOA**



Annual Performance & Accounts Report – 2018

CONTENTS

Details		Page No.
01	FORWARD	
	➤ Message From District Secretary of Batticaloa	01
02	INTRODUCTION – DISTRICT SECRETARIAT	
	➤ Vision, Mission, Objective	02
	➤ Main Activities	03
	➤ Details of Divisional Secretariats, Grama Niladhari Divisions & Villages	03
03	INTRODUCTION - DISTRICT	
	3.1 Administration Map	04
	3.2 Borders of the District	04
	3.3 Historical Important of the District	05
	3.4 Natural Resources of the District	05
	3.5 Livelihood Patterns of the People of the District / Commercial and Economic Activities	06
	3.6 Details of Government Hospitals	06
	3.7 Details of School and Teachers of the District	07
	3.8 Irrigation System of the District	08
	3.9 Population information of the District	09
	3.10 Weather Pattern of the District	10
	3.11 Details of Land Area by Divisional Secretariats	10
	3.12 1 Details of Registered Voters in 2018	11
	3.12 2 Local Authorities & No. of Members by DS Division, Members of Provincial Council & Parliament of the District.	11
04	ORGANIZATIONAL STRUCTURE	
	4.1 Organizational Chart	12
	4.2 1 Approved Cadre – District Secretariat	13
	4.2 2 Approved Cadre – Divisional Secretariats	14



CONTENTS

Details		Page No.
05	PERFORMANCE	
5.1	Details of the Circuit & Holiday Bungalows of the District	14
5.2	Administration Activities	15
5.3	Financial Activities	16-23
5.4	Internal Audit Activities	24
5.5	Samurdhi Activities	25-27
5.6	Registrations of Marriages, Birth & Death	28
5.7	Registration of Land	29
5.8	Disaster Management Activities	29-35
5.9	Cultural Activities	36
5.10	Child & Women Development Activities	36
5.11	Social Service Activities	37
5.12	ACTIVITIES FOR ECONOMIC DEVELOPMENT	
1	In-Service Training Institute in Karadiyanaru	38
2	Multi Sector Action Plan on Nutrition	39
3	'GramaShakthi' People Movement Programme-I	40
4	Punarudhaya Environment Conservation National programme	41
5	Decentralized Capital Budget	42
6	World Food Programme	43
7	Special Programme On Infrastructure Development	44
8	Infrastructure Development on Special Programme	45
9	Infrastructure Development on Special Programme	46
10	'Gamperaliya' Rapid Rural Development Project	47
11	Fisheries And Aquatic Resources	48
12	'Renovation To the High Seas Fisheries at Valaichenai	49
13	'Thiyavara Piyasa' Housing Development Programme	50
14	Fisheries and Aquatic Resources	51
15	Lagoon Development Programme	52
16	Rural Economic Development Programme	53
17	Development of Traditional Handicraft Village	54
18	'Sukitha Puravara' Township Development Programme	55
19	'Sukitha Puravara' Township Development Programme	56
20	'SACOSAN' Programme	57
21	Development Project	58
22	Regional Livelihood Development Programme	59
23	Development Programme for the Social, Cultural and Housing Improvement	60
24	'Grama Shakthi' People Movement Programme-II	61
25	Economic Engagement Programme	62



	26	Recon. Focused Economic Empowerment and Social Infrastructure Development Project		63
	27	Strengthening Reconciliation Focused on Economics Empowerment & Social Infrastructure Development Project		64
	28	Reconciliation of Ambumunai Tank		65
	29	Indigenous Food and Nutrition Programme		66
	30	Lagging Region Development Programme		67
	31	Establish Computer Lab with Projectors		68
	32	Resettlement Projects		69
	33	Payment made under the line Ministries & other Departments		70
5.13	APPROPRIATION ACCOUNTS			
	A	Statement of Financial Position		71
	B	Statement of Cash flows		72
	1	Statement of Revenue	ACA-1	73-74
	2	Appropriation Accounts Expenditure by Programme	ACA-2	75
	3	Statement of Expenditure by Programme	ACA-2(I)	76
	4	Summary of Financing the Expenditure by Programme	ACA-2(IV)	77
	5	Financing of Expenditure by Projects of each Programmes	ACA-2(V)	78
	6	Imprest Account	ACA-2(III)	79
	7	Statement of Deposit Accounts	ACA-4	80
	8	Statement of Advance Accounts	ACA-5	81
	➤	COPA Management Information System Report		82
5.14	Auditor General's Report on Financial Statement -2018			83-86



01 Foreword

Message from District Secretary of Batticaloa.....



I esteem it a great pleasure to submit the Performance completion report of District Secretariat for the year 2018. The progress of the activities of District Secretariat for 2018 under Regional Administrative Social Economic Development regarding the Public Financial Circular No: 402, dated 12.09.2002 is herewith prepared and submitted for your kind perusal.

Located within the Central part of the Eastern Province, the Batticaloa District spans the Land area of approximately 2610 Square km, enriched with fertile waterways covering 244 Square km.

Geographically the layout of the District is bounded in the North by Verugal River & the Trincomalee District; the Bay of Bengal contributes to the Eastern border, the South & South West being the Ampara District and the West & North West boundary comprised by Polonnaruwa District.

14 Divisional Secretariat Divisions and 345 GramaNiladhari Divisions contribute to the Administrative backbone of the Batticaloa District. The efficient functioning of the District Secretariat is founded upon collaboration of officials in various positions, being designated under diverse Ministries and Departments of Central Government.

The year 2018 marks the successful completion of 6528 projects with an Expenditure of Rs. 5,066.19Mn. Out of the aforesaid projects, 4503 Via the District Secretariat, 847 of Line Ministries, 685 as Special Projects, 356 of Provincial Council and 137 of INGOO/NGOO.

Infrastructure facilities and Health enhancement in the lagging areas was accomplished through the Livelihood Empowerment projects which received an allocation of Rs.229.72Mn through the Ministry of National Policies, Economic Affairs, Resettlement and Rehabilitation, Northern Province Development, Vocational Training & Skills Development and Youth Affairs.

The main reason for the drawback of the economy in the District is diverse natural disasters, unpredictable climatic changes and challenges faced in cultivation uncontrollable pests such as Armyworms and Elephants attacks.

I hereby convey my heartfelt thanks and appreciate for the support and contribution of all the Chairpersons of District and Divisional Coordinating Committees, Members of Parliament, Political Leaders of Local Government, Provincial Council officers, Heads of Department, and the INGOO/NGOO.

Furthermore, I express my sincere gratitude to His Excellency the President, Honorable Prime Minister, Honorable Minister of Internal & Home Affairs Provincial Councils and Local Government, Honorable Ministers, Ministry Secretaries and officers of District Secretariat and Divisional Secretariats who rendered their fullest support and cooperation for the development of the District.

M.Uthayakumar,
Government Agent / District Secretary,
Batticaloa District.



Vision

To provide effective and efficient Services to people by strengthening the District Administration

Mission

Strengthening the Divisional Administration, get corporation of all sectors to Implement Government policies, Maximizes the use of Resources in proper Development process to provide maximum welfare of people

Objective

- Ensuring the improvement of living standard of people.
- Ensuring the maximum utilization of resources to public for development.
- Abiding by the government policies
- Ensuring and protecting art and cultural values.



Activities

1. Distribution and Management of Poverty reduction initiatives.
2. Administration of Disaster Relief and Rehabilitation Projects.
3. Planning and Co-ordination of Development Projects.
4. Coordination of Elections.
5. District Project Administration and Direction.
6. Acceptance of National Identity Cards & Passport applications.
7. Revenue collection.
8. Disaster relief Activities with the Coordination of Non Govt. Originations and International non Govt. Organizations.
9. Human Resource Development.

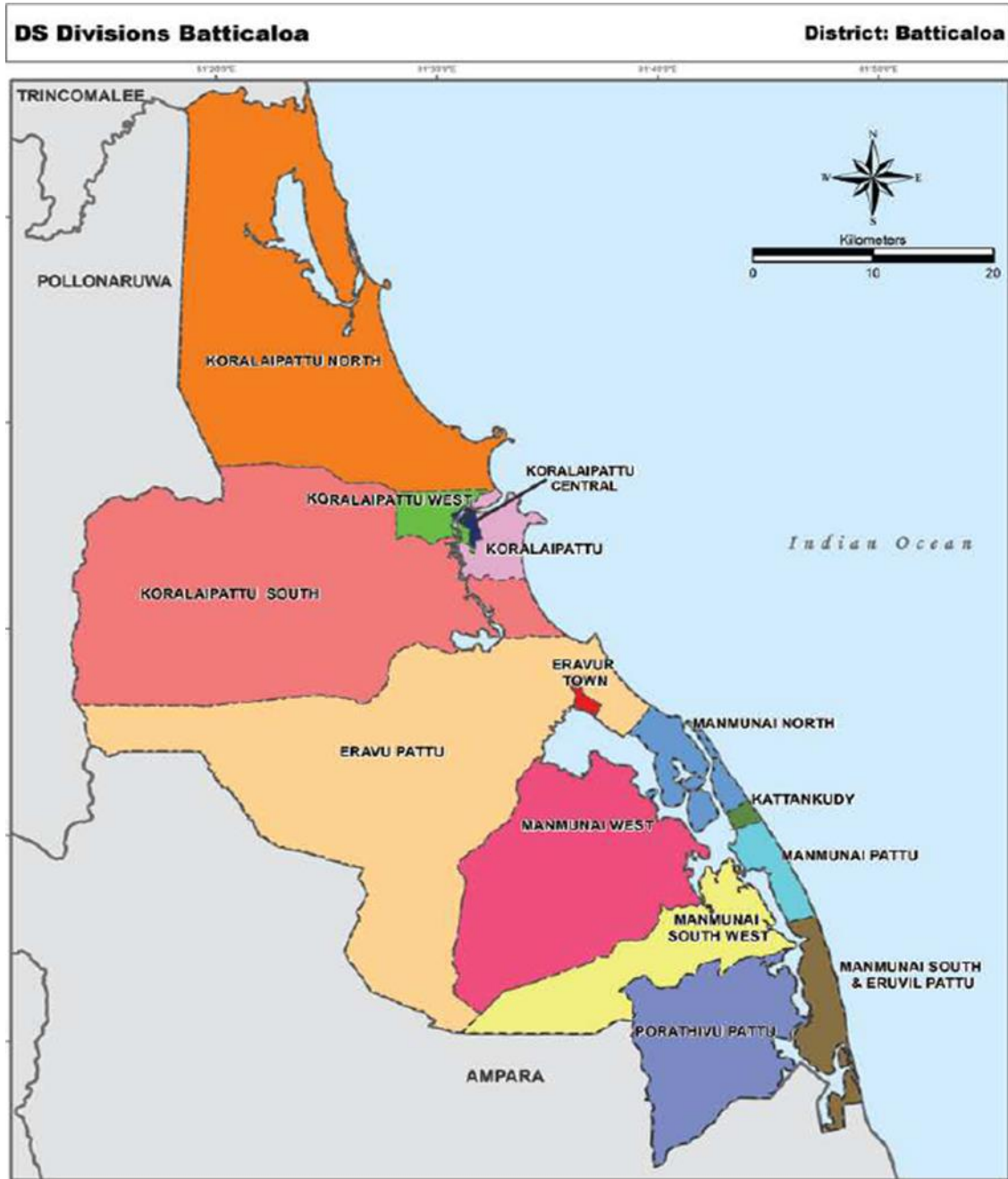
Details of Divisional Secretariats and Grama Niladharies Divisions of the District

No.	Divisional Secretariats	Grama Niladhari Divisions	No. of Villages
1	Kattankudy	18	25
2	EravurPattu	39	204
3	Eravur Town	15	60
4	Manmunai South &EruvilPattu	45	59
5	Manmunai North	48	121
6	Koralaipattu West	8	30
7	Koralaipattu	12	31
8	Manmunai West	24	114
9	Koralaipattu North	16	47
10	ManmunaiPattu	27	51
11	Manmunai South West	24	90
12	PorativuPattu	43	112
13	Koralaipattu South	18	76
14	Koralaipattu Central	8	16
	TOTAL	345	1,036



03 INTRODUCTION OF THE DISTRICT

3.1 ADMINISTRATION MAP



3.2 BORDERS OF THE DISTRICT

North	Verugal Aru – Trincomalee District
East	Bay of Bengal
South	Ampara District
West	Ampara & Polonnaruwa Districts



3.3 HISTORICAL IMPORTANCE OF THE DISTRICT

The name of this District was obtained from the name of Batticaloa Town and it was called as Pullianthivu from the beginning. The meaning of Batticaloa is muddy Land (Wet Land).

The extent of this District in 130 km from the east coast, and from south to north Thuraineelavanai to Verugal Oya.

While speaking about Batticaloa Dr. C.A. Kirigan Bak Sargent says that the land Pulianthivu in Batticaloa is situated 4 km from the sea in the central part. It is divided by east and west water from the main land. This is the Batticaloa Inland. This District is great of significance and most of areas are wet lands. It is very high by feet and surrounded by paddy field of 10 miles. In addition a Bungalow was constructed for the former AGA Mr. Pone in the Pone Island which was not famous at that time.

It was believed that several sweet music is heard from the depth of the lagoon in front of the Fort of Dutch. This sound is heard on Poya Days and when there is no wind. In addition to, Batticaloa is called as “Meenpadum Thennadu” which contains wild area where may receive natural honey.

Batticaloa was seized by Portuguese in 1622 and it was held in the hand of Dutch in 1639 and in 1796 by British English.

Batticaloa was constructed as the main Department of the G.A. in 1870 and prior to this Department of Trincomalee. Mr. A.W.T. Morris was appointed as the first Government Agent of Batticaloa.

3.4 NATURAL RESOURCES OF THE DISTRICT

- It is a coastal marine resource by the local district is the main natural resource. length of 130 km included 8 Divisional Secretariat and 76 Grama Niladhari Divisions. In this zone, the main livelihood of people living in the fishing industry is one of the brackish water.
- It seems long lagoon length about 229.19 square km with river from Thuraineelavanai to Valaichchenai as claim its name in this District and it is 8.70% of the total land in the District. Freshwater fishing in the adjoining areas is more than the number of people in employment. It can be observed that the People who are involving fishing near the lagoon areas and the rural People who are in Thuraineelavanai and Kurukkalmadam engaging in paddy cultivation.
- It was seen as a harbor city in ancient time, and can observe the Crain which was used that time in the lagoon side of the Gandhi Park, Batticaloa Town.
- A non-tidal water of the coastal area is popular Pasikkudah. It is found in Sri Lanka has attracted domestic and foreign tourists and is a major tourist site.
- Paddy, one of the main income sectors of the district in the western part of the district is conducive for alluvial soil volume. It is the district's food self-contained, rice production is one of the main districts likely not exist in the Set Main professions of the people of the district are farming, Agriculture and fisheries.



3.5

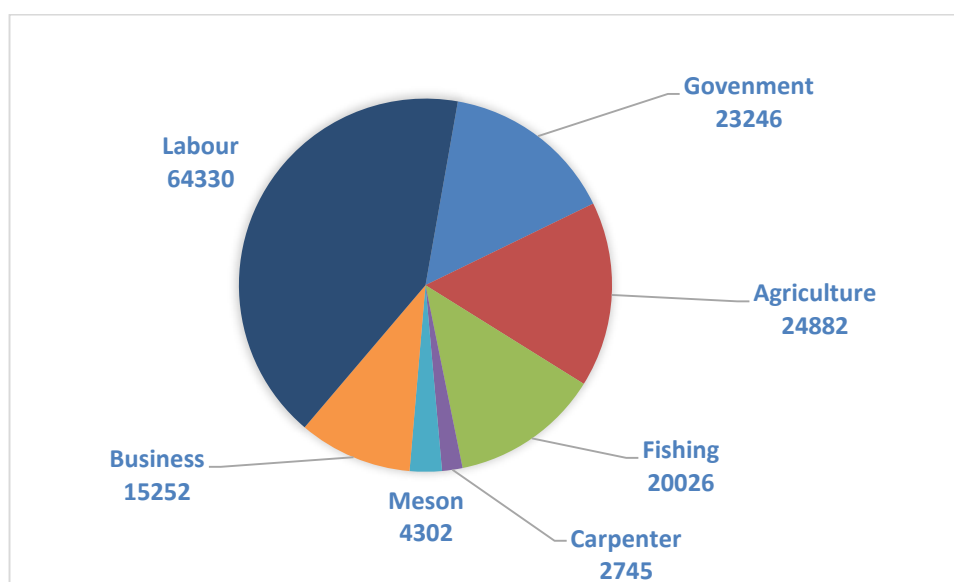
LIVELIHOOD PATTERNS OF THE PEOPLE OF THE DISTRICT/COMMERCIAL AND ECONOMIC ACTIVITIES

Main Professions of the people of the District are farming, Agriculture and Fisheries. Among these, the extraordinary factors such as natural disasters flood and droughts are affecting in the district during the year.

Approximately the Professions the District-2018

Population	Govt.	Agriculture	Fishing	Carpenter	Meson	Business	Labour
608,003	23,246	24,882	20,026	2,745	4,302	15,252	64,330

Source: Divisional Secretariats, Batticaloa



3.6

Details of Government Hospitals

No.	Details	Amount
1.	Teaching Hospital	01
2.	Base Hospital	04
3.	Divisional Hospitals - A Grade	03
4.	Divisional Hospitals - B Grade	03
5.	Divisional Hospitals - C Grade	11
6.	Leprosy Hospital	01
7.	Primary Medical Care Centre	14
8.	MOH Division	14
9.	Others	03

Source: Director, Teaching Hospital Batticaloa



3.7 Details of Schools and Teachers of the District

No.	Education Zonal	No. of School in the District - 2018					TOTAL
		National Schools	Grade 1AB Schools	Grade 1C Schools	Grade 2 Schools	Grade 3 Schools	
1.	KALKUDAH	-	07	09	28	39	83
2.	BATTICALOA CENTRAL	06	05	10	18	36	75
3.	BATTICALOA	04	06	12	22	21	65
4.	BATTICALOA WEST	-	04	07	23	33	67
5.	PADDIRUPPU	02	04	18	16	29	69
	TOTAL	12	26	56	107	158	359

Source: Zonal Education Offices, Batticaloa District.

No.	Education Zonal	No. of Teachers in the District - 2018					TOTAL
		National Schools	Grade 1AB Schools	Grade 1C Schools	Grade 2 Schools	Grade 3 Schools	
1.	KALKUDAH	-	426	349	418	316	1509
2.	BATTICALOA CENTRAL	455	215	337	412	351	1770
3.	BATTICALOA	461	830	397	457	272	2417
4.	BATTICALOA WEST	-	128	219	364	163	874
5.	PADDIRUPPU	207	175	581	290	178	1431
	TOTAL	1,123	1,774	1,883	1,941	1,280	8,001

Source: Zonal Education Offices, Batticaloa District.



3.8

IRRIGATION SYSTEM OF THE DISTRICT

Paddy is cultivated in two seasons in the District. Water of the by season and following irrigation tanks & Schemes in the district provide water for the Yala season.

• **MAJOR & MEDIUM IRRIGATION TANKS – BATTICALOA DISTRICT**

No	Name of Scheme	DS Division	Irrigable Area in Acres	Capacity in Ac. ft	Catchment Area in Sq. Miles
1	Mathurankerny Kulam	Koralaipattu North	402	3,550	9.3
2	KirimichchaiOdai Kulam		250	2,050	5.85
3	Anaisuddakaddu Kulam		310	1,500	4.3
4	Tharavai Kulam	KoralaipattuSouth	200	535	3.35
5	Nediyakallu Kulam		500	-	-
6	Adachchakal Kulam	Manmunai West	325	1,475	3.25
7	Puluganawa Scheme	ManmunaiSouthWest	4,388	4,200	10.1
8	Kadukkamunai Scheme		3,260	3,260	2.44
9	Sevakapattu Kulam		300	525	-
10	Mahiladithivu Kulam		200	390	-
11	Periyakulam - Mahiloor	Manmunai South and Eruvil Pattu	350	600	-
12	KaluthavalaiPeriya Kulam		350	1,041	-
13	Periyakulam - Palugamam	Porathivupattu	300	510	-
14	Periyakulam - PeriyaPorativu		340	580	0.7

Source : Irrigation Department - Eastern Province

• **MAJOR IRRIGATION SCHEMES – BATTICALOA DISTRICT**

No.	Name of Scheme	DS Division	Irrigable Area in Acres	Capacity in Ac. ft	Catchment Area in Sq. Miles
1	Navagiri	Porathivupattu	17,505	53,500	70
2	Thumpankerny		679	1,194	1.5
3	Unnichchai	Manmunai West	12,757	55,020	106
4	Rugam	EravurPattu	9,752	18,600	356
5	Welikakandiya		339	1,698	5.1
6	Kitulwewa		800	4,205	10.95
7	Vahanery	KoralaiPattu West & Koralaipattu North	8,500	13,500	4.2
8	PunanaiAnicut Scheme	KoralaiPattu South	1,500	-	-
9	Wadamunai		378	378	7.8
10	Kaddumurivu	KoralaiPattu North	850	850	25.5

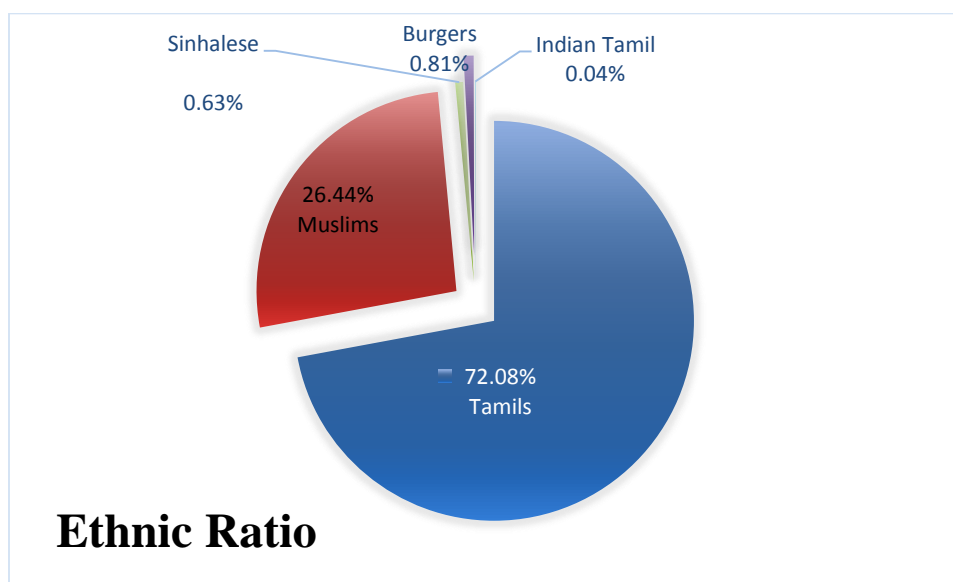
Source : Irrigation Department – Central Government



3.9 POPULATION INFORMATION OF THE DISTRICT-2018

No	Divisional Secretariats	Total Population	No. of Families	Distribution of Population by Ethnic				
				Tamils (1)	Muslims (2)	Sinhalese (3)	Burgers (4)	Indian Tamil (5)
1	Kattankudy	48,093	14,477	-	48,093	-	-	-
2	EravurPattu	77,633	22,087	73,572	2,161	1,693	207	-
3	Eravur Town	39,650	11,471	75	39,575	-	-	-
4	Manmunai South & EruvilPattu	66,835	19,915	66,812	-	15	5	3
5	Manmunai North	93,947	26,459	84,206	4,714	212	4,581	234
6	Koralaipattu West	25,086	8,168	46	25,033	5	-	2
7	Koralaipattu	27,084	8,465	26,858	26	136	62	2
8	Manmunai West	32,566	9,374	32,473	79	3	1	10
9	Koralaipattu North	26,452	7,881	25,407	851	193	1	-
10	ManmunaiPattu	35,813	10,771	26,534	9,273	-	5	1
11	Manmunai South West	27,634	8,374	26,445	-	1,189	-	-
12	PorativuPattu	45,725	13,856	45,363	-	349	-	13
13	Koralaipattu South	29,645	8,908	29,445	183	13	4	-
14	Koralaipattu Central	31,840	9,292	975	30,753	42	70	-
	TOTAL	608,003	179,498	438,211	160,741	3,850	4,936	265

Source : Statistical Department, District Secretariat, Batticaloa





3.10 WEATHER PATTERN OF THE DISTRICT

Rainy weather prevails from November to February in the district and average rainfall for the year is 1200mm. Dry weather prevails in the rest of the year. Average temperature in this period is 32^oc.

Recorded Rainfall in Batticaloa on 2018	1766.4 mm
--	------------------

Comparing with last year			
2017	2018	Increase	Percentage
1677.8 mm	1766.4 mm	88.60 mm	5.28 %

Recorded in a day on 2018					
Highest		Highest		Lowest	
Rainfall	Recorded on	Temperature	Recorded on	Temperature	Recorded on
145.9 mm	2018.11.06	38.0 °C	2018.07.20	20.1 °C	2018.01.07

Source :Department of meteorology, Head Office, Colombo.

3.11 Details of Land Area by Divisional Secretariats

No.	Divisional Secretariats	Land Area with Inland Water (Square KMs)
1	Kattankudy	06.60
2	EravurPattu	580.54
3	Eravur Town	2.86
4	Manmunai South &EruvilPattu	57.84
5	Manmunai North	61.12
6	Koralaipattu West	15.74
7	Koralaipattu	31.45
8	Manmunai West	307.90
9	Koralaipattu North	543.70
10	ManmunaiPattu	32.90
11	Manmunai South West	169.49
12	PorativuPattu	166.47
13	Koralaipattu South	639.80
14	Koralaipattu Central	07.78



3.12 ELECTION ACTIVITIES

3.12.1 Details of Registered Voters in 2018

No.	Electorate	Election District	Registered Voters in 2018	Voting centers
01	Kalkudah	115	115,974	128
02	Batticaloa	185	187,682	213
03	Paddiruppu	116	94,645	116
	TOTAL	416	398,301	457

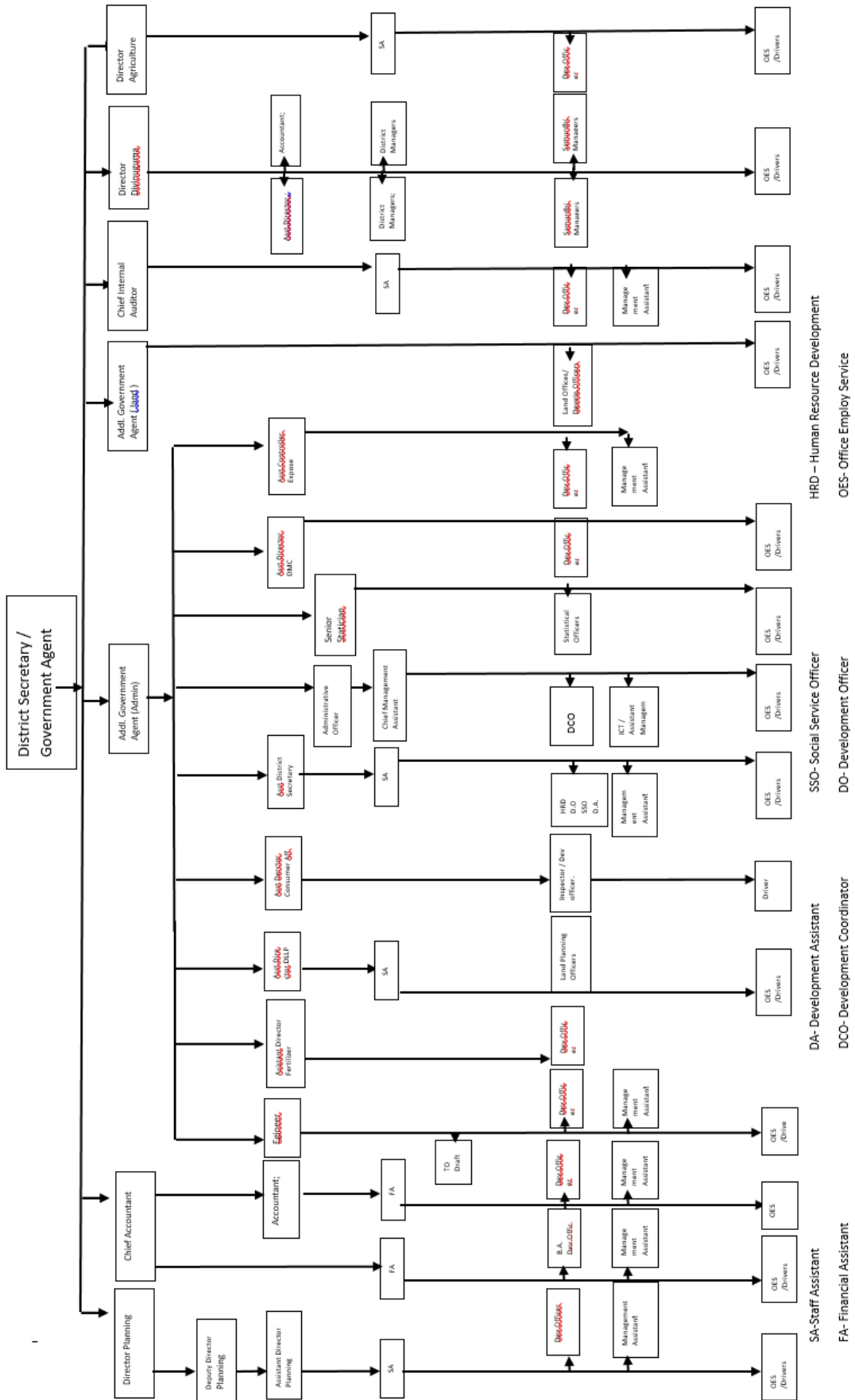
3.12.2 Details of Electorates, Local Authorities , No. of Members by DS Divisions , Members Provincial Council & Parliament of the District

Electorates	No	Divisional Secretariats	Local Authorities and members				Members of Provincial Council	Members of Parliament
			Municipal Council	Urban Council	Piradesiya Saba	Members		
03.KALKUDAH	1	KoralaiPattu North	-	-	01	18	11	05
	2	KoralaiPattu Central	-	-	01	18		
	3	KoralaiPattu West						
	4	KoralaiPattu	-	-	01	23		
	5	KoralaiPattu South						
	6	EravurPattu	-	-	01	31		
02.BATTICALOA	7	Eravur Town	-	01	-	17		
	8	Manmunai North	01	-	-	38		
	9	Manmunai West	-	-	01	18		
	10	Kattankudy	-	01	-	17		
	11	ManmunaiPattu	-	-	01	17		
01.PADDIRUPPU	12	Manmunai South West	-	-	01	16		
	13	PorativuPattu	-	-	01	18		
	14	Manmunai South & Eruvil Pattu	-	-	01	21		
		Total	01	02	09	252	11	05

Source: District Election Secretariat, Batticaloa.

04. ORGANIZATIONAL STRUCTURE

4.1 Organizational Chart





4.2.1 APPROVED CADRE – DISTRICT SECRETARIAT

Category	Designation	Approved Cadre	Existing Cadre	Vacancies
Senior Level	Government Agent	01	01	-
	Additional Government Agent	02	02	-
	Chief Accountant	01	01	-
	Chief Internal Auditor	01	01	-
	Assistant Government Agent	01	01	-
	Accountant	01	01	-
	Engineer	01	01	-
Tertiary Level	Administrative Officer	01	01	-
	Translator – Grade I	02	01	-01
	Information and Communication Technology Officer	01	01	-
Secondary Level	Development coordinator	03	03	-
	Budget Assistant	01	01	-
	Management Assistant	28	36	+08
	Technical Officer	02	01	-01
	Technical Assistant	02	03	+01
	Development officer	40	25	-15
	Draftsman	01	-	-01
	Information and Communication Technology Assistant	01	-	-01
Primary Level	Bungalow Keeper	01	01	-
	Driver	14	11	-03
	Office Employee	16	14	-02
	Electrician/Plumber	01	-	-01
TOTAL		122	106	-16

Source : District Secretariat, Batticaloa



4.2.2 APPROVED CADRE – DIVISIONAL SECRETARIATS

Category	Designation	Approved Cadre	Existing Cadre	Vacancies
Senior Level	Divisional Secretary	14	14	-
	Assistant Divisional Secretary	15	13	-02
	Accountant	14	11	-03
Tertiary Level	Administrative Officer	14	04	-10
	Office Assistant(G.N)	14	02	-12
	Translator – I	01	01	-
Secondary Level	Development Coordinator	07	07	-
	Management Assistant	319	310	-9
	Technical Officer	15	10	-05
	Technical Assistant	14	11	-03
	Development Officer	135	186	+51
	Grama Niladarie	345	270	-75
	Technical Assistant	14	-	-14
Primary Level	Driver	30	27	-03
	Office Employee	94	75	-19
Total		1045	941	-104

Source: Divisional Secretariats, Batticaloa

05 PERFORMANCE

5.1 No. of Circuit & Holiday Bungalows, Quarters

Under the Divisional Secretariats		Under the District Secretariat			Under the Ministry of PA & HA		Total
STAFF OFFICERS	OTHERS	GA	STAFF OFFICERS	OTHERS	CIRCUIT	OTHERS	
14	-	01	11	18	03	-	47

Source : District Secretariat, Batticaloa



5.2 ADMINISTRATION ACTIVITIES

• TRANSFER [STAFF OFFICERS]

No	Name and Designation	Current Station	Previous station
01	Mr.S.Nesarajah Chief Accountant	National Zoological Department	District Secretariat, Batticaloa
02.	Mrs. Indra Mohan, Chief Internal Auditor	District Secretariat, Batticaloa	Chief Secretary Office, Eastern Province, Trincomalee.
03	Mrs. G.Bavatharani	Divisional Secretariat, Eravur Pattu, Chenkalady	Divisional Secretariat, Veruhal
04	Mr. M. Thayaparan	Divisional Secretariat, Manmunai North	Divisional Secretariat, Veruhal
05	Mr.K.Gunanathan	Divisional Secretariat, Veruhal	Divisional Secretariat, Manmunai North
06	Mr.K.Sugeeswaran	Department of Irrigation, Batticaloa	Divisional Secretariat, Koralai Pattu West, Oddamavadi
07	Mr.M.Mukilan	Divisional Secretariat, Manmunai South West. Pad-dipalai	Department of Irrigation, Batticaloa

• TRANSFER [OTHER STAFF]

External (Between Ministries/Departments)				Internal (Between District/Divisional Secretariats)	
Transfer in		Transfer out			
Secondary Level	Primary Level	Secondary Level	Primary Level	Secondary Level	Primary Level
13	-	06	02	257	90

• DESIGNATION CHANGES [STAFF OFFICERS]

NO	Name and New Designation	Current Station	Previous Designation and Station
1.	Mr.K.Jegatheeswaran Chief Accountant	District Secretariat, Batticaloa	Accountant, Divisional Secretariat, Manmunai North Batticaloa
2.	Mrs.Indra Mohan Chief Internal Auditor	District Secretariat, Batticaloa	Accountant, Chief Secretariat Office, Trincomalee
3.	Mrs. N.Mukunthan Addl. District Secretary (Land)	District Secretariat, Batticaloa	Asst. Divisional Secretary, Divisional Secretariat, Eravur Pattu, Chenkalady



5.3 FINANCIAL ACTIVITIES

5.3.1 Expenditure Details – District Secretariat

Expenditure Details-District Secretariat,Batticaloa

Head No and Name :269 District Secretariat,Batticaloa
 Programme :01 Operational Activities
 Project :01 General Administration & Establishment

Programme No -	Project No -	Sub Project No -	Object Code	Financed by	Category/Object Title	Net Provision	Actual Expenditure	Savings/Excess	Performance
RECURRENT EXPENDITURE						82,500,000.00	81,987,033.36	512,966.64	99.38%
Personal Emolument						55,500,000.00	55,257,613.59	242,386.41	99.56%
1	1	0	1001	11	Salaries & wages	36,500,000.00	36,406,941.58	93,058.42	99.75%
1	1	0	1002	11	Overtime And Holiday Pay	3,600,000.00	3,599,585.00	415.00	99.99%
1	1	0	1003	11	Other Allowance	15,400,000.00	15,251,087.01	148,912.99	99.03%
Travelling Expenses						1,050,000.00	1,049,818.00	182.00	99.98%
1	1	0	1101	11	Domestic	1,050,000.00	1,049,818.00	182.00	99.98%
Supplies						5,625,000.00	5,624,636.16	363.84	99.99%
1	1	0	1201	11	Stationery & Office requist.	2,300,000.00	2,299,999.32	0.68	100.0%
1	1	0	1202	11	Fuel	3,200,000.00	3,199,636.84	363.16	99.99%
1	1	0	1203	11	Uniforms	125,000.00	125,000.00	-	100.00%
Maintenance Expenditure						10,000,000.00	9,885,038.57	114,961.43	98.85%
1	1	0	1301	11	Vehicles	5,800,000.00	5,713,788.63	86,211.37	98.51%
1	1	0	1302	11	Plant, Machinery and Equipments	1,200,000.00	1,171,494.76	28,505.24	97.62%
1	1	0	1303	11	Building and Structure	3,000,000.00	2,999,755.18	244.82	99.99%
Services						9,975,000.00	9,829,404.34	145,595.66	98.54%
1	1	0	1401	11	Transport	375,000.00	252,610.00	122,390.00	67.36%
1	1	0	1402	11	Postal and Telecommunication	1,700,000.00	1,699,941.66	58.34	99.997%
1	1	0	1403	11	Electricity and Water	4,500,000.00	4,499,937.68	62.32	99.999%
1	1	0	1404	11	Rents and Local Taxes	200,000.00	198,690.80	1,309.20	99.35%
1	1	0	1409	11	Other	3,200,000.00	3,178,224.20	21,775.80	99.32%
Transfers						350,000.00	340,522.70	9,477.30	97.29%
1	1	0	1506	11	Property loan interest to Public Servant	350,000.00	340,522.70	9,477.30	97.29%
1	1	0	1701	11	Losses & Write off	-	-	-	
TOTAL RECURRENT EXPENDITURE						82,500,000.00	81,987,033.36	512,966.64	99.38%
Rehab.and Imp.of Capital Assets						7,900,000.00	7,895,726.39	4,273.61	99.95%
1	1	0	2001	11	BuildingS	5,200,000.00	5,197,115.92	2,884.08	99.94%
1	1	0	2002	11	Plant, Machinery and Equipments	700,000.00	698,718.25	1,281.75	99.82%
1	1	0	2003	11	Vehicles	2,000,000.00	1,999,892.22	107.78	99.99%
Acquisition of Capital Assets						269,600,000.00	187,300,219.92	82,299,780.08	69.47%
1	1	0	2102	11	Ferniture & Office Equipment	4,100,000.00	4,089,151.10	10,848.90	99.74%
1	1	0	2103	11	Plant, Machinery and Equipments	3,000,000.00	2,997,281.40	2,718.60	99.91%
1	1	0	2104	11	Building	58,000,000.00	18,245,684.68	39,754,315.32	31.46%
1	1	0	2401	11	Training & Capacity Building	500,000.00	499,829.00	171.00	99.97%
1	1	3	2104	11	New District Secretary Building	204,000,000.00	161,468,273.74	42,531,726.26	79.15%
TOTAL CAPITAL EXPENDITURE						277,500,000.00	195,195,946.31	82,304,053.69	70.34%
TOTAL EXPENDITURE						360,000,000.0	277,182,979.67	82,817,020.33	77.0%



❖ New Secretariat Building Complex for District Secretariat.

On a valuation amount of Rs. 804 million was allocated for the New Secretariat's Construction work from the Consolidated Fund of Democratic Socialist Republic of Sri Lanka and the foundation stone was laid down by the Hon.Vajira Abeywardhana, Minister of Home Affairs on 11th September 2016 at Thiraimadu village in Manmunai North Division. The Construction works are proceeded in accelerated pace. Though, it was expected to complete the construction in 2018 June, due to slow progress and construction, the Secretariat Building is expected to open in the end of this Year 2019.





5.3.2 Expenditure Details – Divisional Secretariats-2018

Head No and Name :269 District
 Programme :01 Operational Activities
 Project :02 Divisional Secretariats

Programme No -	Project No -	Sub Project No -	Object Code	Financed by	Category/Object Title	Net Provision	Actual Expenditure	Savings/Excess	Performance
RECURRENT EXPENDITURE						503,500,000.00	500,541,027.95	2,958,972.05	99.4%
Personal Emolument						446,792,025.00	443,848,080.91	2,943,944.09	99.34%
1	2	0	1001	11	Salaries & wages	308,200,000.00	305,353,765.76	2,846,234.24	99.08%
1	2	0	1002	11	Overtime And Holiday Pay	9,300,000.00	9,298,759.74	1,240.26	99.99%
1	2	0	1003	11	Other Allowance	129,292,025.00	129,195,555.41	96,469.59	99.93%
Travelling Expenses						5,200,000.00	5,198,486.63	1,513.37	99.97%
1	2	0	1101	11	Domestic	5,200,000.00	5,198,486.63	1,513.37	99.97%
Supplies						10,806,000.00	10,802,900.77	3,099.23	99.97%
1	2	0	1201	11	Stationery & Office request.	5,000,000.00	4,997,968.06	2,031.94	99.96%
1	2	0	1202	11	Fuel	5,400,000.00	5,398,932.71	1,067.29	99.98%
1	2	0	1203	11	Uniforms	406,000.00	406,000.00	-	100.00%
Maintenance Expenditure						14,300,000.00	14,297,454.50	2,545.50	99.98%
1	2	0	1301	11	Vehicles	6,500,000.00	6,499,978.93	21.07	100.00%
1	2	0	1302	11	Plant, Machinery and Equipments	2,400,000.00	2,398,286.78	1,713.22	99.93%
1	2	0	1303	11	Building and Structure	5,400,000.00	5,399,188.79	811.21	99.98%
Services						23,541,975.00	23,535,673.40	6,301.60	99.97%
1	2	0	1401	11	Transport	2,807,975.00	2,807,975.00	-	100.00%
1	2	0	1402	11	Postal and Telecommunication	5,500,000.00	5,495,359.26	4,640.74	99.92%
1	2	0	1403	11	Electricity and Water	7,134,850.00	7,134,348.55	501.45	99.99%
1	2	0	1404	11	Rents and Local Taxes	99,150.00	99,148.88	1.12	100.00%
1	2	0	1409	11	Other	8,000,000.00	7,998,841.71	1,158.29	99.99%
Transfers						2,860,000.00	2,858,431.74	1,568.26	99.95%
1	2	0	1506	11	Property loan interest to Public Servant	2,860,000.00	2,858,431.74	1,568.26	99.95%
1	2	0	1701	11	Losses & Write off	-	-	-	-
TOTAL RECURRENT EXPENDITURE						503,500,000.00	500,541,027.95	2,958,972.05	99.41%
DETAILS OF CAPITAL EXPENDITURE						500,000.00	497,532.20	2,467.80	99.51%
1	2	0	2401	11	Training And Capacity Building	500,000.00	497,532.20	2,467.80	99.51%
TOTAL CAPITAL EXPENDITURE						500,000.00	497,532.20	2,467.80	99.51%
TOTAL EXPENDITURE						504,000,000.0	501,038,560.15	2,961,439.85	99.41%



5.3.3 Office Buildings Construction Projects by the Ministry of Home Affairs

Serial No	New Office Buildings	Approved TEC Amount (Mln)	Expenditure					Financial Progress	Physical Progress
			2015	2016	2017	2018	2018 Liabilities		
1	Contraction of New District Secretariat Building Complex -Three Storied Building	804		240,531,426.90	78,961,911.05	161,468,273.74		60.77%	88.04
2	Constraction Of DS office Building,Manmunai South & Eruvil Pattu	120.76			4,966,731.55	6,169,420.31	26,101,566.70	24.75%	100%
3	Constraction of Internal Drinage at Divisional Secretariat,Manmunai North	0.3				300,000.00		100%	100%
4	Construction of DS Office Building, Koralai Pattu - Three Storied Building	57.8	9,779,177.56	14,758,446.30	19,703,079.41	4,654,158.98	2,277,181.00	88.92%	100%
5	Contraction of DS office Building,Manmunai South West-Three Storied Building	49.3			19,585,622.22	5,792,099.65	6,857,579.02	72.99%	100%
6	Construction of over head Water tank at Divisional Secretariat ,Porathivu Pattu	1.33				1,330,005.74		99.98%	100%
7	Construction of DS Office Building ,Koralai Pattu West - Three Storied Building	80		19,864,749.99	9,869,257.13	12,130,273.22	4,772,618.18	83.73%	
8	Constraction of Boundary wall at Divisional Secretariat, Porathivu Pattu	2.57				2,572,692.80		98.95%	
Total			9,779,177.56	275,154,623.19	133,086,601.36	194,416,924.44	40,008,944.90		



Construction of New office building at the cost of 27.8m for DS office, manmunai pattu, was opened by Hon Prime Minister Ranil Wickremesinghe



Construction of New office building at the cost of 42.8m for DS office, Eravurtown, was opened by Hon Prime Minister Ranil Wickremesinghe



Construction of New office building at the cost of 57.8m for DS office, Koralaipattu



Construction of New office building at the cost of 49.3m for DS office, Manmunai south west



Construction of New office building at the cost of 120.76m for DS office, Manmunai .South Eru.pattu



Construction of New office building at the cost of 80m for DS office, Koralaipattu West



➤ **Divisional Secretariat PorathivuPattuVellaveli Boundary wall, Over Head Water tank and Vehicle Park**



➤ **Construction of Drainage at Manmunai North Divisional Secretariat, Batticaloa.**





➤ New Building Opening Ceremony 2018 Divisional Secretariats Manmunai Pattu and Eravur Town





5.3.4 Details of Government Officers Advance Account -269011

No	District/ Divisional Secretariat Division	Total Loan	No. of Creditors	Total loan recovery	Total loan recovery interest
1	District Secretariat	5,500,000.00	212	4,459,140.00	781,003.00
2	Kattankudy	1,500,000.00	57	1,379,212.33	217,277.02
3	EravurPattu	3,260,000.00	76	2,007,145.96	366,243.14
4	Eravur Town	1,542,000.00	45	1,255,728.00	156,759.07
5	Man. South & Eru. Pattu	3,964,995.09	112	2,658,340.80	561,364.33
6	Manmunai North	5,391,838.70	127	3,851,148.38	718,281.92
7	Koralaipattu West	1,400,000.00	33	1,250,577.60	228,003.04
8	Koralaipattu	2,000,000.00	47	1,655,007.50	212,319.38
9	Manmunai West	4,390,781.00	146	2,403,939.98	345,803.59
10	Koralaipattu North	2,200,000.00	44	1,036,759.62	184,647.10
11	ManmunaiPattu	2,800,000.00	87	2,775,767.20	436,136.53
12	Manmunai South West	2,192,500.00	54	1,356,022.60	257,927.99
13	PorativuPattu	3,000,000.00	102	2,413,578.90	384,336.84
14	Koralaipattu South	2,750,000.00	87	1,248,526.36	246,817.03
15	Koralaipattu Central	2,048,437.00	53	920,532.20	179,301.76
	TOTAL	43,940,551.79	1,282	30,671,427.43	5,276,221.74

5.3.5 Details of Issued License

No	Divisional Secretariat	Business Registration		Motor vehicle license		Revenue license		Renewal of liquor license	
		No	Collected income	No	Collected income	No	Collected income	No	Collected income
1	Kattankudy	44	9,525.00	11971	15,030,968.00	109	76,120.00	-	-
2	Eravur Pattu	55	16,895.00	11222	12,722,682.00	55	192,717.00	06	1,310,000.00
3	Eravur Town	42	5,300.00	7666	9,703,803.00	85	98,510.00	-	-
4	Man. South & Eruvil Pattu	64	6,825.00	12790	15,015,151.00	24	149,900.50	63	17,169,202.0
5	Manmunai North	174	37,815.00	30945	40,913,762.00	43	165,975.00	-	-
6	Koralai Patt. West	09	11,575.00	6518	8,439,770.00	04	8,527.20	-	-
7	Koralai Pattu	22	22,000.00	6706	7,336,155.00	23	63,779.00	17	677,499.98
8	Manmunai West	24	23,325.00	4986	4,481,197.00	05	12,490.00	-	-
9	Koralai Patt.North	15	15,375.00	1012	1,080,565.00	14	20,976.00	01	320,000.00
10	Manmunai Pattu	28	3,005.00	-	-	17	84,180.00	08	5,252,766.62
11	ManmunaSou.West	16	-	4166	4,173,193.00	16	36,493.00	02	640,000.00
12	Poratheevu Pattu	33	4,375.00	4865	4,683,015.00	16	41,069.00	01	300,000.00
13	Koralai Patt. South	12	13,800.00	-	-	11	32,760.00	-	-
14	Koralaipattu Central	30	35,900.00	2423	3,291,730.00	10	7885.50	-	-
	Total	568	205,715.00	105,270.00	126,871,991.00	432	991,382.20	98	25,669,468.6



5.3.6 Details of Pensioners

No	Divisional Secretariat Division	No.of Pensioners as at 01.01.2018	Included in the Year 2018	Cancellation in the Year 2018	Total pension payment Year 2018
1	Kattankudy	412	39	17	128,306,620.58
2	EravurPattu	396	40	17	111,975,500.00
3	Eravur Town	233	21	06	79,966,341.10
4	Manmunai South & Eruvil Pattu	1277	79	47	360,485,288.91
5	Manmunai North	3469	139	110	981,786,545.87
6	Koralaipattu West	94	11	01	31,016,820.95
7	Koralaipattu	212	23	5	62,398,923.35
8	Manmunai West	36	05	-	9,289,961.06
9	Koralaipattu North	30	1	1	8,050,033.82
10	ManmunaiPattu	540	29	11	153,260,410.32
11	Manmunai South West	86	11	03	25,825,488.12
12	PorativuPattu	207	18	6	94,432,998.33
13	Koralaipattu South	104	06	03	30,076,594.00
14	Koralaipattu Central	87	08	05	26,226,663.99
	Total	7183	430	232	2,103,098,190.40

5.3.7 Details of Revenue Collection by the District & Divisional Secretariats

Revenue Head	Details of Revenue	Collected Revenue	Refund	Net Revenue Collection
10-03-07-02	Registration Fees (Relevant to the Department of Registrar General)	16,147,813.11	-	16,147,813.11
10-03-07-03	Private Timber Transport	1,700.00	-	1,700.00
10-03-07-05	license fees relevant to the Ministry of Public Security	69,640.00	45,000.00	24,640.00
10-03-07-99	Other License	1,344,460.20	-	1,344,460.20
20-02-01-01	Rent on Government Building & Housing	1,513,646.83	-	1,513,646.83
20-02-02-99	Interest – Others	6,227,831.49	-	6,227,831.49
20-03-01-00	Departmental Sale	103,100.00	-	103,100.00
20-03-02-03	Registration of Persons	2,298,600.00	-	2,298,600.00
20-03-02-13	Examination & Other Fees	222,600.00	-	222,600.00
20-03-02-14	Fees under the Motor Traffic act & other Receipt	60,099,825.00	-	60,099,825.00
20-03-02-99	Sundries	119,425.00	-	119,425.00
20-03-03-02	Fines and recoveries	-	-	-
20-03-04-00	Motor Cycle Fees	45,000.00	-	45,000.00
20-03-99-00	Other Receipts	18,281,046.82	145,430.30	18,135,616.52
20-04-01-00	Social Security Contributions (Central Government)	35,271,656.43	-	35,271,656.43
	Total	141,746,344.88	190,430.30	141,555,914.58



5.4

INTERNAL AUDIT ACTIVITIES

Activities of the Internal Audit Unit of the District Secretariat in the last Year; -

- Internal Audit Plan was prepared for the Year 2018 and obtained approval at the Audit Committee Meeting.
- Activities were carried out based on the internal Audit Plan, and subsequent Instructions.
- Continuous auditing was carried out on the system and observed forty-one weaknesses and they were intimated to the heads of the Institution and rectified.
- In depth auditing was carried out on the request of Registrar General, on their activities in Divisional Secretariats in the District.
- Audit Management Committee Meetings were conducted in regular intervals at District and Divisional level.
- Internal Audit Plan for the year 2019 also prepared and approved at the Audit Management Committee meeting.
- Required reports have been furnished to Ministry and other stake holders in time.
- In addition to the above, special investigations have been made at the request of Government Agent

5.4.1 Internal Audit Observation

Department	Internal audit (No. of audit reports)				
	Issued			Not yet replied	
	Previous Year 2017	Current Year 2018	Not reply received	Less than 3 month	Over 3 Month
Kattankudy	3	3	6	-	-
Eravur Pattu	1	3	4	-	-
Eravur Town	2	4	6	-	-
Manmunai Souh Eruvil Pattu	2	2	4	-	-
Manmunai North	4	6	10	-	-
Koralai Pattu West	2	3	5	-	-
Koralai Pattu	3	3	6	-	-
Manmunai West	1	5	5	1	-
Koralai Pattu North	2	4	6	-	-
Manmunai Pattu	2	2	4	-	-
Manmunai South West	3	2	5	-	-
Poratheevu Pattu	6	2	8	-	-
Koralai Pattu South	2	2	2	1	1
Koralai Pattu Central	4	3	7	-	-
District Secretariat	4	3	7	-	-
Total	41	47	85	2	1



5.5

ACTIVITIES OF SAMURDHI DEPARTMENT

- Implemented Samurdhi projects in the Divisions within the Year

- Samurthi Livelihood Development Projects.
- Thiriyapiasa Housing Scheme
- Samurdhi Bank Servings
- Samurdhi Investments
- Social Security Fund

- Samurthi Livelihood Development Projects (By Divisional Secretariats)

No	Divisional Secretariat	Agriculture	Home Garden	Live Stock	Fishing	Industrial	Job Training	Model Village	Marketing	Marketing Training	Infrastructure	Total	Amount(Mn)
1	Kattankudy	-	68	-	-	35	3	-	6	4	1	117	3.60
2	Eravur Pattu	3	111	26	-	5	-	-	6	4	2	157	4.14
3	Eravur Town	-	61	-	-	73	2	-	8	4	2	150	3.69
4	Manmunai Souh	13	128	-	8	12	4	-	6	4	1	176	3.88
5	Manmunai North	3	173	-	6	20	5	89	6	4	1	307	7.59
6	Koralai Pattu West	4	41	7	4	21	5	-	6	4	2	94	3.83
7	Koralai Pattu	4	48	3	-	30	4	-	6	2	1	98	3.62
8	Manmunai West	12	75	7	5	6	4	-	6	2	3	120	5.04
9	Koralai Pattu North	12	54	18	3	-	-	-	6	2	1	96	3.94
10	Manmunai Pattu	3	112	3	2	28	-	-	6	4	1	159	3.68
11	Manmunai South West	5	74	13	-	3	8	-	6	2	2	113	3.84
12	Poratheevu Pattu	3	122	13	1	9	7	89	6	4	1	255	7.97
13	Koralai Pattu South	-	56	31	-	-	-	-	6	4	1	98	3.93
14	Koralai Pattu Central	6	40	18	-	18	-	-	6	4	1	93	3.73
15	District office	-	33	-	-	-	-	-	-	-	-	33	0.00
Total		68	1196	139	29	260	42	178	86	48	20	2066	62.48

Source; District Director, Department of Samurdhi Development



• Thiriya Saviya Housing Scheme

No	Divisional Secretariat	Approved Houses and Allocation	
		Allocation From Samurthi Department	
		No	Amount(Rs)
1	Kattankudy	3	600,000.00
2	Eravur Pattu	3	600,000.00
3	Eravur Town	3	600,000.00
4	Manmunai Souh Eruvil Pattu	3	600,000.00
5	Manmunai North	3	600,000.00
6	Koralai Pattu West	3	600,000.00
7	Koralai Pattu	3	600,000.00
8	Manmunai West	3	600,000.00
9	Koralai Pattu North	3	600,000.00
10	Manmunai Pattu	6	1,200,000.00
11	Manmunai South West	3	600,000.00
12	Poratheevu Pattu	6	1,200,000.00
13	Koralai Pattu South	3	600,000.00
14	Koralai Pattu Central	3	600,000.00
	Total	48	9,600,000.00

Source; District Director, Department of Samurdhi Development

• Details of Samurdhi Bank Saving progress

No.	Nature of deposit	No.of Accounts	Balance as at 31.12.2018
1	Share account	132074	581,860,000.00
2	Member deposit account	132093	603,805,000.00
3	Nonmember deposit account	40386	108,541,000.00
4	Group deposit account(gropes account)	21147	912,444,000.00
5	Diriyamatha deposit account	27135	57,782,000.00
6	Children account	40435	130,561,000.00
7	Sisuraka savings account	5942	18,960,000.00
8	Compulsory savings account	102315	1,390,215,000.00
	Total	501,527.00	3,804,168,000.00

Source; District Director, Department of Samurdhi Development



• Details of Samurdhi Investments

No	Deposited Banks	Fixed Deposits
1	Bank of Ceylon	174,099,838.81
2	Peoples Bank	1,349,185,567.47
3	National Savings Bank	255,414,197.90
4	Regional Development Bank	485,621,219.77
5	Housing Development Finance Corporation	70,367,233.70
	Total	2,334,688,057.65

Source; District Director, Department of Samurdhi Development

• Social Security Fund Payments

No	Divisional Secretariat	Birth		Marriage		Death		Medical Cost	
		Beneficiaries	Total	Beneficiaries	Total	Beneficiaries	Total	Beneficiaries	Total
1	Kattankudy	112	640,000.00	212	1,590,000.00	73	1,095,000.00	342	927,750.00
2	Eravur Pattu	124	757,500.00	404	3,030,000.00	171	2,565,000.00	475	1,307,750.00
3	Eravur Town	96	595,000.00	197	1,477,500.00	93	1,395,000.00	344	818,000.00
4	Manmunai Souh Eruvil Pattu	69	470,000.00	247	1,852,500.00	100	1,500,000.00	630	1,470,250.00
5	Manmunai North	87	590,000.00	175	1,312,500.00	149	2,235,000.00	475	1,299,250.00
6	Koralai Pattu West	36	227,500.00	156	1,170,000.00	49	735,000.00	172	415,000.00
7	Koralai Pattu	30	225,000.00	116	870,000.00	63	945,000.00	152	414,000.00
8	Manmunai West	24	162,500.00	270	2,025,000.00	67	1,005,000.00	457	1,175,250.00
9	Koralai Pattu North	48	292,500.00	178	1,335,000.00	49	735,000.00	97	288,250.00
10	Manmunai Pattu	116	655,000.00	181	1,357,500.00	76	1,140,000.00	392	912,500.00
11	Manmunai South West	59	337,500.00	231	1,732,500.00	79	1,185,000.00	493	1,115,500.00
12	Poratheevu Pattu	97	627,500.00	304	2,280,000.00	120	1,800,000.00	677	1,581,750.00
13	Koralai Pattu South	30	220,000.00	174	1,305,000.00	42	630,000.00	98	289,500.00
14	Koralai Pattu Central	49	320,000.00	195	1,462,500.00	83	1,245,000.00	234	589,500.00
	Total	977	6,120,000.00	3040	22,800,000.00	1214	18,210,000.00	5038	12,604,250.00

Source; District Director, Department of Samurdhi Development



5.6

REGISTRATIONS OF MARRIAGE, BIRTH & DEATH

- Registration of Birth, Death and Marriage for the year -2018

No	Divisional Secretariat Divisions	General Marriage	Muslim Marriage	Birth	Death
1	Kattankudy	-	445	434	167
2	Eravur Pattu	802	36	208	235
3	Eravur Town	-	500	149	132
4	MS & EP	665	-	47	213
5	Manmunai North	695	65	7903	1082
6	Koralai Pattu West	-	559	1602	192
7	Koralai Pattu	281	15	29	79
8	Manmunai West	272	-	21	73
9	Koralai Pattu North	187	23	131	55
10	Manmunai Pattu	203	84	31	98
11	Manmunai South West	274	-	45	85
12	Poratheevu Pattu	383	-	17	125
13	Koralai Pattu South	258	-	16	76
14	Koralai Pattu Central	-	-	-	-
	Total	4,020	1,727	10,633	2,612

Source: Registrar of Divisional Secretariat, Batticaloa

- Collected Revenue on Issuing of Birth, Marriage & Death Certificates in 2018

No	Divisional Secretariat Divisions	Marriage Certificate (General)		Marriage Certificate (Muslim)		Birth		Death	
		No	Amount(Rs)	No	Amount(Rs)	No	Amount	No	Amount
1	Kattankudy	-	-	926	95,900	7,932	826,600	230	25,900
2	Eravur Pattu	832	88,200	35	3,500	9,606	1,158,900	1,120	118,000
3	Eravur Town	-	-	1070	107,000	8,214	821,400	535	53,500
4	MS & EP	798	79,800	-	-	11,732	1,308,300	388	38,800
5	Manmunai North	2523	298,300	52	6,100	47,060	5,007,200	913	106,400
6	Koralai Pattu West	-	-	889	10,000	13,837	1,502,400	177	8,600
7	Koralai Pattu	561	56,100	246	24,600	3,347	424,100	1631	163,100
8	Manmunai West	250	23,400	-	-	2,860	283,300	53	5,200
9	Koralai Pattu North	684	77,300	228	27,300	2,554	283,700	106	12,800
10	Manmunai Pattu	874	84,400	15	1,500	5,685	616,900	163	19,600
11	Manmunai South West	258	27,000	-	-	3,444	401,100	106	14,700
12	Poratheevu Pattu	528	53,500	-	-	6,054	666,800	137	15,600
13	Koralai Pattu South	226	22,800	-	-	3,130	323,900	90	9,500
14	Koralai Pattu Central	-	-	-	-	-	-	-	-
	Total	7534	810,800	3461	275,900	125,455	13,624,600	5,649	591,700



5.7 REGISTRATION OF LAND

Action had been made to register the documents related to Land, Marriage, Birth, Death etc. by the District Land Registry. In this connection the number of registered documents and the details of collected charges in the year 2018 are given below.

Details	Numbers	Collected Charges
Registration of Documents	26,251	2,993,800.00
Land History sheet Application	19,023	4,666,300.00
Deeds Copy Application	6,008	3,761,500.00
Marriage, Birth & Death Certificate Application	48	16,900.00
Marriage, Birth, Death Certificate Translation	-	-
Pasted Stamp Duty on the Annexed copies	22,313	197,287,522.36
Collected Penal Charges from Notaries	14	68,076.11
Collected Arrears under the Stamp Act	04	2,025.00
Application Under the Stamp Act	06	2,587.50
Total	73667	208,798,710.97

Source : District Land Registrar Office, District Secretariat, Batticaloa

5.8 DISASTER MANAGEMENT ACTIVITIES – 2018

Allocation for relief provided by N.D.R.S.C	Amount for relief Provided (NITF) by NDRSC	Advance amount for compensation for damaged Houses provide (NITF) by NDRSC	Allocation for Renovation of Safety Centers	Allocation for Disaster mitigation project
17,772,612.18	12,506,893.00	1,780,000.00	4,190,028.20	16,383,477.12

5.8.1. Affection of Flood- November.2018

Affected people	Families	16,632
	Members	57,051
Affected Houses	Fully	27
	Partly	57
Total Amount for Relief Supply		12,506,893.00
Advance amount for damages Houses		840,000.00



• Divisional Secretariats wise Flood relief and Expenditures

No	Divisional Secretariats	Affected		Expenditure (Rs)
		Families	Members	
1	Eravurpattu	4260	13923	252,200.00
2	Man. South Eru.Pattu	86	294	75,700.00
3	Koralaipattu West	1166	4075	848,600.00
4	Manmunai West	405	1592	612,300.00
5	Koralaipattu North	2296	8564	5,333,800.00
6	Manmunai South West	334	1037	470,500.00
7	Porativupattu	260	795	717,330.00
8	Koralaipattu South	1646	5853	240,535.00
9	Koralaipattu Central	2916	9877	477,500.00
10	Koralaipattu	924	2989	1,332,675.00
11	Eravur Town	486	1669	722,058.00
12	Manmunai North	137	546	225,200.00
13	Manmunai Pattu	1112	3670	96,300.00
14	Kattankudy	604	2167	933,800.00
Total		16632	57051	12,338,498.00

Source: Disaster Management Center, District Secretariat, Batticaloa.





5.8.2.Drought and Relief– 2018

Affected Peoples	Families	32,409
	Members	105,676
Relief activities for Affected Peoples-2018	Water filling Bowser Lorry (13200L)	Water filling Tractor
	05	12

Provided relief amount	Drinking water	Dry ration project implemented by NDC
	4,515,672.09	
Total Expenditure	4,294,343.03	260,597,000.00

Divisional Secretariats wise Dry ration and Expenditures

No	Divisional Secretariats	Dry ration supplied		Expenditure
		Families	Members	
1	Eravurpattu	6,065	24,291	28,594,000.00
2	Man. South Eru.Pattu	10,390	33,052	48,621,000.00
3	Koralaipattu West	653	2,631	3,209,000.00
4	Manmunai West	5,488	17,478	25,220,000.00
5	Koralaipattu North	6,557	21,221	30,871,000.00
6	Manmunai South West	6,932	24,000	32,334,000.00
7	Porativupattu	12,045	36,067	55,568,000.00
8	Koralaipattu South	2,552	8,506	11,984,000.00
9	Koralaipattu Central	835	3,236	4,126,000.00
10	Koralaipattu	4,205	14,632	20,070,000.00
	Total	55,722	185,114	260,597,000.00

Source: Disaster Management Center, District Secretariat, Batticaloa





5.8.3. Drought disaster Relief Project - 2018

Due to the drought in the Batticaloa District in Year 2018, Ministry of Disaster Management has been allocated for Drinking water facilities Rs. 4,515,672.09, Dry ration Rs. 260,597,000.00 and Flood relief in November under the National Disaster Insurance Rs. 12,506,893.00. These activities were carried out by the District Disaster Management Centre.

	Allocation for Drinking Water	Allocation for Dry ration	Flood relief	Amount
Total Allocation	4,515,672.09	260,597,000.00	12,506,893.00	277,619,565.09
Total Expenditure	4,294,343.03	260,597,000.00	12,338,498.00	277,229,841.03
Financial Progress				99 %
Physical Progress				100 %

1	Affected Families by Flood	16632
2	Affected Families by Drought	32409
3	Affected Families by heavy wind	186
4	Affected Families by Fire	11
5	Affected Families by Lightning	11
6	No of died Persons by Lightning	01
7	No of died Persons by Flood disaster	01

Source: Disaster Management Center, District Secretariat, Batticaloa





5.8.4. Renovation of Safety Centers - 2018

National Disaster Relief Center of Ministry of Disaster Management has been allocated Rs. 4,190,028.20 for renovation of Safety Centers in Batticaloa in 2018. This activity was carried out under the supervision of the District Disaster Management Centre.

Disaster mitigation Project	Expenditure (Rs)
Allocation	4,190,028.20
Expenditure	1,470,056.30
Financial Progress	35%
Physical Progress	100%

5.8.5 Divisional Secretariats wise Expenditures of Renovation of Safety Centers-2018

S.No	Divisional Secretariats	Projects	Allocated Amount (Rs)	Expenditure (Rs)
1	Koralai Pattu	1	1,000,000.00	1,000,000.00
2	Koralai Pattu South	2	2,000,000.00	270,056.30
3	MS & EP	1	100,000.00	100,000.00
4	Manmunai Pattu	1	990,028.20	-
5	Koralai Pattu West	1	100,000.00	100,000.00
Total		06	4,190,028.20	1,470,056.30

Source: Disaster Management Center, District Secretariat, Batticaloa





5.8.6. Disaster Management Project

Disaster Mitigation Project	Expenditure (Rs)
Allocation	16,383,477.12
Expenditure	15,705,644.41
Financial Progress	96%
Physical Progress	100%

5.8.7 Disaster Mitigation Project

No.	Divisional Secretariat Division	Project	Allocated Amount (Rs)	Expenditure (Rs)
1	MS & EP	1	1,472,477.12	1,472,477.12
		1	14,911,000.00	14,233,167.29
Total		02	16,383,477.12	15,705,644.41

Source: Disaster Management Center, District Secretariat, Batticaloa

Construction of Drainage for Disaster Mitigation – MS & EP Division



Construction of Drainage with cover and Concrete Road – MS & EP Division





5.8.8. Elephant and Crocodile Attack

Over the past five years, the deaths caused by the elephant and Crocodile in Batticaloa District and property crop losses have become the most challenging thing. Although many activities have been taken up by the Department of Wildlife, it is very difficult to bring the situation into control and losses are increasing.

Impacts of Year 2018;

No	Details	Number
1	No of Families affected by attack of Elephant and Crocodile	108
2	No of died Pensions due to attack of Elephant and Crocodile	16
3	No of Persons injured by attack of Elephant	27
4	Granted Amount for death	6,435,000.00
5	Granted Amount for Injured Persons	186,150.00
6	Granted amount for damaged Houses	1,762,748.26
	Total Amount	8,383,898.26

Source: Disaster Management Center, District Secretariat, Batticaloa





5.9 Cultural Activities-2018

No	Activities	Funding	Allocation	Expenditure
1.	Construction of Cultural Centre-Koralaipattu North,Vaharai	Ministry of Internal Affairs, Wayampa Development & Cultural Affairs	834,000.00	834,000.00
2.	Construction of Cultural Centre for Tribal Peoples- Koralaipattu North,Vaharai		-	-
3.	Construction of Cultural Centre-Eravurpattu,Chenkaldy		9,000,000.00	8,963,210.01
4.	Day of District Literature and Cultural Programme	Cultural Department	75,000.00	75,000.00

5.10 Activities of Child and Women Development-2018

No	Programme	Beneficiary	No of beneficiary	Expenditure	Total Programmes
Nutrition Projects for the School Children					
1	Morning Meals Programme for School Children	School Children	2344	8,926,920.00	01
Women Welfare and Development Programme					
2	Nutrition Programme for Pregnant Mothers	Pregnant Mothers	110,131 (Packs)	220,262,000.00	01



▪ Morning Meals Programme for Pre School Students by Child Secretariat of Ministry of Child and Women Affairs



▪ Nutrition Programme for Pregnant Mothers by Child Secretariat of Ministry of Child and Women Affairs



▪ Sivan Pre School in Cheddipalaiyam built by Child Secretariat of Ministry of Child and Women Affairs with amount of 7,000,000.00



5.11 SOCIAL SERVICE ACTIVITIES – 2018

• Payments for Special needy

Details of the Special payments of last year are given below.

No	Divisional Secretariat Division	Beneficiaries	Payment Amount
1	Kattankudy	161	5,796,000.00
2	Eravur Pattu	69	2,484,000.00
3	Eravur Town	111	3,996,000.00
4	Man. South Eruvil Pattu	102	3,648,000.00
5	Manmunai North	71	2,574,000.00
6	Koralai Pattu West	68	2,448,000.00
7	Koralai Pattu	112	4,011,000.00
8	Manmunai West	70	2,538,000.00
9	Koralai Pattu North	67	2,430,000.00
10	Manmunai Pattu	102	3,654,000.00
11	Manmunai South West	112	4,032,000.00
12	Poratheevu Pattu	124	4,440,000.00
13	Koralai Pattu South	69	2,469,000.00
14	Koralai Pattu Central	68	2,448,000.00
	Total	1,306	46,968,000.00

Source: Assistant District Secretariat, District Secretariat, Batticaloa.

• Payment for Senior Citizens

The scheme of providing monthly payment for senior citizens who are eligible over 70 years has been implemented by National Secretariat for Elders from 2012. The details of the beneficiaries who obtained the payment in our district in 2018 under this scheme are as follows.

No	Divisional Secretariat Division	Beneficiaries	Payment Amount
1	Kattankudy	962	20,808,800.00
2	Eravur Pattu	1572	34,139,200.00
3	Eravur Town	900	19,708,700.00
4	Man. South Eruvil Pattu	1561	34,555,300.00
5	Manmunai North	1593	34,790,900.00
6	Koralai Pattu West	661	14,124,600.00
7	Koralai Pattu	554	11,956,700.00
8	Manmunai West	788	17,379,300.00
9	Koralai Pattu North	440	9,577,900.00
10	Manmunai Pattu	893	19,716,300.00
11	Manmunai South West	806	17,432,500.00
12	Poratheevu Pattu	1086	23,816,500.00
13	Koralai Pattu South	759	16,630,700.00
14	Koralai Pattu Central	634	13,837,700.00
	Total	13,209	288,475,100.00

Source: Assistant District Secretariat, District Secretariat, Batticaloa



5.12

ACTIVITIES FOR ECONOMIC DEVELOPMENT

The Economic Development Activities of the District have been coordinated by the District Planning Unit. Last year 2018, Funds allocated by the Line Ministries for the Developments of the Batticaloa District Secretariat under which the physical activities of the Capital Expenses were implemented by the District Planning Secretariat.

- President Secretariat
- Ministry of National Policies & Economic Affairs
- Ministry of Rural Economic Affairs
- Ministry of Tourism Development and Christian Religious Affairs
- Ministry of Rehabilitation, Resettlement & Hindu Religious Affairs
- Ministry of Fisheries & Aquatic Resources Development
- Ministry of Integration & Reconciliation

5.12.01 In-Service Training Institute in Karadiyanaru

President Secretariat	
Total Allocation	25,000,000.00
Received Allocation	25,000,000.00
Total Expenditure	21,209,236.57
Liability	2,518,002.33
Financial Progress	85%
Physical Progress	100%

Project & Expenditure by Divisional Secretariats

No	Divisional Secretariat	Projects	Completed Project	Approved Allocation(RS)	Received Allocations(Rs)	Expenditure(Rs)
1	District Secretariat	1	1	25,000,000.00	25,000,000.00	21,209,236.57
Total		1	1	25,000,000.00	25,000,000.00	21,209,236.57

Project & Expenditure by Activities

No	Sector	Project	Approved Amount	Expenditure
1	Agriculture	1	25,000,000.00	21,209,236.57
Total		1	25,000,000.00	21,209,236.57

Source: Director of Planning, District Secretariat, Batticaloa





5.12.02 Multi Sector Action Plan on Nutrition

President Secretariat	
Total Allocation	1,416,700.00
Received Allocation	1,416,700.00
Total Expenditure	1,392,724.04
Liability	-
Financial Progress	98.31%
Physical Progress	99%

Project & Expenditure by Divisional Secretariats

No	Divisional Secretariat	Projects	Completed Project	Approved Allocation(RS)	Received Allocations(Rs)	Expenditure(Rs)
1	Koralai Pattu North	9	9	100,000.00	100,000.00	100,000.00
2	Koralai Pattu Central	10	10	100,000.00	100,000.00	100,000.00
3	Koralai Pattu West	11	11	100,000.00	100,000.00	99,980.00
4	Koralai Pattu	10	10	100,000.00	100,000.00	100,000.00
5	Koralai Pattu South	12	11	98,500.00	98,500.00	93,080.00
6	Eravurpattu	14	14	100,000.00	100,000.00	100,000.00
7	Eravur Town	7	7	100,000.00	100,000.00	100,000.00
8	Manmunai North	6	6	100,000.00	100,000.00	100,000.00
9	Kattankudy	16	16	100,000.00	100,000.00	99,452.34
10	Manmunaipattu	16	16	100,000.00	100,000.00	86,898.50
11	Man. South Eruvil Pattu	6	6	100,000.00	100,000.00	99,966.70
12	Porativupattu	8	8	100,000.00	100,000.00	100,000.00
13	Manmunai South West	8	8	100,000.00	100,000.00	100,000.00
14	Manmunai West	9	9	98,200.00	98,200.00	98,045.00
15	District Secretariat			20,000.00	20,000.00	15,301.50
16	Admin Cost					
Total		142	141	1,416,700.00	1,416,700.00	1,392,724.04

Project & Expenditure by Activities

1	Health	142	1,416,700.00	1,392,724.04
Total		142	1,416,700.00	1,392,724.04

Source: Director of Planning, District Secretariat, Batticaloa





5.12.03 'GramaShakthi' People Movement Programme

President Secretariat	
Total Allocation	44,782,000.00
Received Allocation	44,782,000.00
Total Expenditure	44,626,167.64
Liability	-
Financial Progress	99.65%
Physical Progress	72%

Project & Expenditure by Divisional Secretariats

No	Divisional Secretariat	Projects	Completed Project	Approved Allocation(RS)	Received Allocations(Rs)	Expenditure(Rs)
1	Koralai Pattu North	43	11	3,063,000.00	3,063,000.00	3,063,000.00
2	Koralai Pattu Central	72	7	3,063,000.00	3,063,000.00	3,063,000.00
3	Koralai Pattu West	20	6	3,063,000.00	3,063,000.00	3,062,320.20
4	Korali Pattu	47	25	3,063,000.00	3,063,000.00	3,063,000.00
5	Korali Pattu South	30	3	3,063,000.00	3,063,000.00	3,063,000.00
6	Eravurpattu	26	12	3,063,000.00	3,063,000.00	3,052,028.00
7	Eravur Town	37	7	3,063,000.00	3,063,000.00	3,053,330.74
8	Manmunai North	49	49	3,063,000.00	3,063,000.00	3,063,000.00
9	Kattankudy	26	19	3,063,000.00	3,063,000.00	3,048,086.83
10	Manmunaipattu	30	20	3,063,000.00	3,063,000.00	3,063,000.00
11	Man. South Eruvil Pattu	37	11	3,063,000.00	3,063,000.00	3,063,000.00
12	Porativupattu	39	33	3,063,000.00	3,063,000.00	3,060,520.00
13	Manmunai South West	15	15	3,063,000.00	3,063,000.00	3,039,514.00
14	Manmunai West	31	6	3,063,000.00	3,063,000.00	3,063,000.00
15	District Secretariat	5	5	500,000.00	500,000.00	500,000.00
16	Recurrent			1,400,000.00	1,400,000.00	1,306,367.87
Total		507	229	44,782,000.00	44,782,000.00	44,626,167.64

Project & Expenditure by Activities

No	Sector	Project	Approved Amount	Expenditure
1	Human Development	349	13,201,430.00	13,201,430.00
2	Infrastructure Development	48	8,371,020.00	8,371,020.00
3	Livelihood Development	109	20,927,550.00	20,927,550.00
4	Others	1	882,000.00	819,799.77
5	Recurrent Expenditure		1,400,000.00	1,306,367.87
Total		507	44,782,000.00	44,626,167.64

Source: Director of Planning, District Secretariat, Batticaloa





5.12.04 Punarudhaya Environment Conservation National programme

President Secretariat	
Total Allocation	358,500.00
Received Allocation	358,500.00
Total Expenditure	358,500.00
Liability	-
Financial Progress	100%
Physical Progress	100%

Project & Expenditure by Divisional Secretariats

No	Divisional Secretariat	Projects	Completed Project	Approved Allocation(RS)	Received Allocations(Rs)	Expenditure(Rs)
1	Eravurpattu	2	2	358,500.00	358,500.00	358,500.00
	Total	2	2	358,500.00	358,500.00	358,500.00

Project & Expenditure by Activities

No	Sector	Project	Approved Amount	Expenditure
1	Agriculture	2	358,500.00	358,500.00
	Total	2	358,500.00	358,500.00

Source: Director of Planning, District Secretariat, Batticaloa





5.12.05 Decentralized Capital Budget

Ministry of National Policies and Economic Affairs	
Total Allocation	59,275,000.00
Received Allocation	59,075,000.00
Total Expenditure	57,055,172.29
Liability	-
Financial Progress	96%
Physical Progress	98%

Project & Expenditure by Divisional Secretariats

No	Divisional Secretariat	Projects	Completed Project	Approved Allocation(RS)	Received Allocations(Rs)	Expenditure(Rs)
1	Koralai Pattu North	28	28	2,840,000.00	2,813,000.00	2,708,992.60
2	Koralai Pattu Central	20	20	2,245,000.00	2,226,250.00	2,222,079.00
3	Koralai Pattu West	21	21	4,915,000.00	4,671,500.00	4,671,490.48
4	Korali Pattu	30	30	2,090,000.00	2,084,000.00	2,069,521.00
5	Korali Pattu South	31	26	2,640,000.00	2,619,750.00	1,905,320.00
6	Eravurpattu	73	71	9,967,000.00	9,856,150.00	9,278,308.90
7	Eravur Town	46	46	6,588,000.00	6,552,000.00	6,550,405.85
8	Manmunai North	54	52	6,855,000.00	6,803,700.00	6,603,040.39
9	Kattankudy	60	60	7,585,000.00	7,520,500.00	7,475,096.74
10	Manmunai pattu	31	31	3,830,000.00	3,792,950.00	3,771,870.45
11	Man. South Eruvil Pattu	22	22	1,825,000.00	1,811,030.00	1,799,569.82
12	Porativupattu	13	13	1,455,000.00	1,441,650.00	1,440,490.00
13	Manmunai South West	17	16	2,005,000.00	1,985,050.00	1,787,373.40
14	Manmunai West	49	48	4,435,000.00	4,394,350.00	4,369,712.83
15	Recurrent				503,120.00	401,900.83
Total		495	484	59,275,000.00	59,075,000.00	57,055,172.29

Project & Expenditure by Activities

No	Sector	Project	Approved Amount	Expenditure
1	Social welfare	482	56,575,000.00	53,786,582.42
2	Road Development	12	2,550,000.00	2,352,605.09
3	Water Supply	1	150,000.00	-
4	Recurrent Expenditure (DSS)			514,083.95
5	Recurrent Expenditure (District Planing Division)			401,900.83
Total		495	59,275,000.00	57,055,172.29

Source: Director of Planning, District Secretariat, Batticaloa





5.12.06 World Food Programme

Ministry of National Policies and Economic Affairs	
Total Allocation	17,489,520.00
Received Allocation	17,489,520.00
Total Expenditure	17,353,206.46
Liability	-
Financial Progress	99.22%
Physical Progress	100%

Project & Expenditure by Divisional Secretariats

No	Divisional Secretariat	Projects	Completed Project	Approved Allocation(RS)	Received Allocations(Rs)	Expenditure(Rs)
1	Manmunai West	3	3	17,489,520.00	17,489,520.00	17,353,206.46
Total		3	3	17,489,520.00	17,489,520.00	17,353,206.46

Project & Expenditure by Activities

No	Sector	Project	Approved Amount	Expenditure
1	Livelihood Development	3	17,489,520.00	17,353,206.46
Total		3	17,489,520.00	17,353,206.46

Source: Director of Planning, District Secretariat, Batticaloa





5.12.07 Special Programme On Infrastructure Development

Ministry of National Policies and Economic Affairs	
Total Allocation	2,237,224.37
Received Allocation	2,237,224.37
Total Expenditure	2,230,770.98
Liability	-
Financial Progress	99.70%
Physical Progress	100%

Project & Expenditure by Divisional Secretariats

No	Divisional Secretariat	Projects	Completed Project	Approved Allocation(RS)	Received Allocations(Rs)	Expenditure(Rs)
1	Eravur Town	3	3	2,237,224.37	2,237,224.37	2,230,770.98
Total		3	3	2,237,224.37	2,237,224.37	2,230,770.98

Project & Expenditure by Activities

No	Sector	Project	Approved Amount	Expenditure
1	Road Development	3	2,237,224.37	2,230,770.98
Total		3	2,237,224.37	2,230,770.98

Source: Director of Planning, District Secretariat, Batticaloa





5.12.08 Infrastructure Development on Special Programme

Ministry of National Policies and Economic Affairs	
Total Allocation	60,484,441.00
Received Allocation	60,484,441.00
Total Expenditure	25,596,087.77
Liability	27,223,438.82
Financial Progress	42%
Physical Progress	92%

Project & Expenditure by Divisional Secretariats

No	Divisional Secretariat	Projects	Completed Project	Approved Allocation(RS)	Received Allocations(Rs)	Expenditure(Rs)
1	Koralai Pattu West	1	1	32,484,441.00	32,484,441.00	2,583,686.00
2	Korali Pattu South	1	1	2,000,000.00	2,000,000.00	1,990,000.00
3	Eravurpattu	4	4	11,000,000.00	11,000,000.00	8,138,219.93
4	Manmunai North	1	1	2,000,000.00	2,000,000.00	1,990,000.00
5	Man. South Eruvil Pattu	1	1	2,000,000.00	2,000,000.00	1,970,784.31
6	Porativupattu	1	1	2,000,000.00	2,000,000.00	1,961,655.74
7	Manmunai West	3	2	9,000,000.00	9,000,000.00	6,961,741.79
Total		12	11	60,484,441.00	60,484,441.00	25,596,087.77

Project & Expenditure by Activities

No	Sector	Project	Approved Amount	Expenditure
1	Road Development	6	12,000,000.00	9,467,697.11
2	Water Supply	2	10,000,000.00	9,848,335.51
3	Infrastructure	1	2,000,000.00	
4	Social Welfare	3	36,484,441.00	6,124,503.15
5	Recurrent Expenditure(DSS)			155,552.00
Total		12	60,484,441.00	25,596,087.77

Source: Director of Planning, District Secretariat, Batticaloa





5.12.09 Infrastructure Development on Special Programme

Ministry of National Policies and Economic Affairs	
Total Allocation	101,000,000.00
Received Allocation	101,000,000.00
Total Expenditure	53,053,968.35
Liability	36,387,657.86
Financial Progress	53%
Physical Progress	94%

Project & Expenditure by Divisional Secretariats

No	Divisional Secretariat	Projects	Completed Project	Approved Allocation(RS)	Received Allocations(Rs)	Expenditure(Rs)
1	Koralai Pattu North	6	5	5,500,000.00	5,500,000.00	1,602,768.80
2	Koralai Pattu Central	5	3	3,000,000.00	3,000,000.00	1,499,979.00
3	Koralai Pattu West	6	6	10,000,000.00	10,000,000.00	1,535,000.00
4	Korali Pattu	9	9	10,500,000.00	10,500,000.00	8,680,162.07
5	Korali Pattu South	5	5	4,500,000.00	4,500,000.00	4,477,500.00
6	Eravurpattu	11	11	14,500,000.00	14,500,000.00	7,493,492.27
7	Eravur Town	1		500,000.00	500,000.00	-
8	Manmunai North	9	9	8,000,000.00	8,000,000.00	7,560,013.47
9	Kattankudy	15	15	9,500,000.00	9,500,000.00	1,037,500.00
10	Manmunai Pattu	12	10	6,500,000.00	6,500,000.00	527,480.00
11	Man. South Eruvil Pattu	5	5	4,000,000.00	4,000,000.00	3,975,027.51
12	Porativupattu	7	6	14,000,000.00	14,000,000.00	5,750,798.37
13	Manmunai South West	3	3	3,000,000.00	3,000,000.00	2,985,000.00
14	Manmunai West	5	5	7,500,000.00	7,500,000.00	5,871,296.86
15	Recurrent					57,950.00
Total		99	92	101,000,000.00	101,000,000.00	53,053,968.35

Project & Expenditure by Activities

No	Sector	Project	Approved Amount	Expenditure
1	Road Development	60	55,500,000.00	33,166,836.56
2	Water Supply	7	8,500,000.00	1,542,461.97
3	Infrastructure Development	13	12,500,000.00	8,762,196.19
4	Social Welfare	19	24,500,000.00	9,039,803.63
5	Recurrent Expenditure(DSS)			484,720.00
6	Recurrent Expenditure(District Planning Division)			57,950.00
Total		99	101,000,000.00	53,053,968.35

Source: Director of Planning, District Secretariat, Batticaloa



5.12.10 'Gamperaliya' Rapid Rural Development Project

Ministry of National Policies and Economic Affairs	
Total Allocation	596,460,000.00
Received Allocation	596,457,700.00
Total Expenditure	380,301,145.34
Liability	58,436,462.08
Financial Progress	74%
Physical Progress	100%

Project & Expenditure by Divisional Secretariats

No	Divisional Secretariat	Projects	Completed Project	Approved Allocation(RS)	Received Allocations(Rs)	Expenditure(Rs)
1	Koralai Pattu North	62	50	56,000,000.00	55,720,000.00	40,877,500.00
2	Koralai Pattu Central	29	26	34,000,000.00	33,830,000.00	26,089,414.31
3	Koralai Pattu West	24	22	28,500,000.00	28,357,500.00	21,135,079.81
4	Korali Pattu	38	37	39,500,000.00	39,302,500.00	37,034,100.00
5	Korali Pattu South	51	35	48,500,000.00	48,257,500.00	28,366,617.78
6	Eravurpattu	121	58	86,560,000.00	86,127,200.00	56,038,294.43
7	Eravur Town	72	71	78,050,000.00	77,659,750.00	35,307,800.34
8	Manmunai North	48	32	35,700,000.00	35,521,500.00	30,862,799.46
9	Kattankudy	70	69	54,300,000.00	54,028,500.00	43,456,823.06
10	Manmunai Pattu	56	36	41,630,000.00	41,421,850.00	11,240,694.04
11	Man. South Eruvil Pattu	49	12	19,430,000.00	19,332,850.00	13,877,504.14
12	Porativupattu	12	6	13,560,000.00	13,492,200.00	6,211,128.47
13	Manmunai South West	37	7	24,630,000.00	24,506,850.00	7,385,576.55
14	Manmunai West	44	21	36,100,000.00	35,919,500.00	22,119,618.57
16	Recurrent				2,980,000.00	298,194.38
Total		713	482	596,460,000.00	596,457,700.00	380,301,145.34

Project & Expenditure by Divisional Secretariats

No	Sector	Project	Approved Amount	Expenditure
1	Road Development	250	371,600,000.00	224,083,174.97
2	Irrigation	14	29,000,000.00	11,154,380.73
3	Social Welfare	202	111,000,000.00	77,110,949.06
4	Health	29	17,300,000.00	12,610,000.00
5	Sports & Culture	51	50,400,000.00	35,294,506.18
6	Electricity	122	3,660,000.00	-
7	Housing	45	13,500,000.00	13,095,000.00
8	Recurrent Expenditure(DSS)			298,194.38
9	Recurrent Expenditure(District Planning Division)			6,654,940.02
Total		713	596,460,000.00	380,301,145.34

Source: Director of Planning, District Secretariat, Batticaloa



5.12.11 Fisheries And Aquatic Resources

Ministry of Fisheries And Aquatic Resources Development & Rural Economics Affairs	
Total Allocation	8,000,000.00
Received Allocation	8,000,000.00
Total Expenditure	7,776,676.67
Liability	-
Financial Progress	97%
Physical Progress	100%

Project & Expenditure by Divisional Secretariats

No	Divisional Secretariat	Projects	Completed Project	Approved Allocation(RS)	Received Allocations(Rs)	Expenditure(Rs)
1	Koralai Pattu Central	1	1	2,000,000.00	1,980,000.00	1,968,242.20
2	Koralai Pattu West	1	1	2,000,000.00	1,980,000.00	1,976,229.07
3	Koralai Pattu South	1	1	2,000,000.00	2,000,000.00	1,793,734.40
4	Manmunai North	1	1	2,000,000.00	1,980,000.00	1,980,000.00
5	Recurrent				60,000.00	58,471.00
Total		4	4	8,000,000.00	8,000,000.00	7,776,676.67

Project & Expenditure by Activities

No	Sector	Project	Approved Amount	Expenditure
1	Road Development	2	4,000,000.00	3,769,963.47
2	Social Welfare	2	4,000,000.00	3,948,242.20
3	Recurrent Expenditure(District Planning Division)			58,471.00
Total		4	8,000,000.00	7,776,676.67

Source: Director of Planning, District Secretariat, Batticaloa





5.12.12 Renovation To the High Seas Fisheries at Valaichenai

Ministry of Fisheries And Aquatic Resources Development & Rural Economics Affairs	
Total Allocation	1,500,000.00
Received Allocation	1,500,000.00
Total Expenditure	29,681.00
Liability	1,326,047.00
Financial Progress	2%
Physical Progress	100%

Project & Expenditure by Divisional Secretariats

No	Divisional Secretariat	Projects	Completed Project	Approved Allocation(RS)	Received Allocations(Rs)	Expenditure(Rs)
1	Korali Pattu	1	1	1,500,000.00	1,485,000.00	15,000.00
2	Recurrent				15,000.00	14,681.00
Total		1	1	1,500,000.00	1,500,000.00	29,681.00

Project & Expenditure by Activities

No	Sector	Project	Approved Amount	Expenditure
1	Fisheries Development	1	1,500,000.00	15,000.00
2	Recurrent Expenditure(District Planning Division)			14,681.00
Total		1	1,500,000.00	29,681.00

Source: Director of Planning, District Secretariat, Batticaloa





5.12.13 Thiyavara Piyasa Housing Development Programme

Ministry of Fisheries And Aquatic Resources Development & Rural Economics Affairs

Total Allocation	5,125,000.00
Received Allocation	5,125,000.00
Total Expenditure	5,119,519.13
Liability	-
Financial Progress	100%
Physical Progress	100%

Project & Expenditure by Divisional Secretariats

No	Divisional Secretariat	Projects	Completed Project	Approved Allocation(RS)	Received Allocations(Rs)	Expenditure(Rs)
1	Korali Pattu	20	20	2,030,000.00	2,030,000.00	2,030,000.00
2	Eravurpattu	15	15	1,522,500.00	1,522,500.00	1,521,547.00
3	Manmunai Pattu	15	15	1,522,500.00	1,522,500.00	1,522,499.50
4	Recurrent			50,000.00	50,000.00	45,472.63
Total		50	50	5,125,000.00	5,125,000.00	5,119,519.13

Project & Expenditure by Activities

No	Sector	Project	Approved Amount	Expenditure
1	Housing	50	51,125,000.00	5,074,046.50
2	Recurrent Expenditure(District Planning Division)			45,472.63
Total		50	51,125,000.00	5,119,519.13

Source: Director of Planning, District Secretariat, Batticaloa





5.12.14 Fisheries and Aquatic Resources

Ministry of Fisheries And Aquatic Resources Development & Rural Economics Affairs	
Total Allocation	6,902,000.00
Received Allocation	6,902,000.00
Total Expenditure	5,254,766.27
Liability	306,395.82
Financial Progress	76.00%
Physical Progress	100%

Project & Expenditure by Divisional Secretariats

No	Divisional Secretariat	Projects	Completed Project	Approved Allocation(RS)	Received Allocations(Rs)	Expenditure(Rs)
1	Korali Pattu South	3	3	3,186,000.00	3,186,000.00	2,751,340.00
2	Mamunai West	3	3	3,716,000.00	3,716,000.00	2,475,021.27
3	Recurrent					28,405.00
Total		6	6	6,902,000.00	6,902,000.00	5,254,766.27

Project & Expenditure by Activities

No	Sector	Project	Approved Amount	Expenditure
1	Social Welfare	1	283,000.00	277,340.00
2	Health	2	1,016,000.00	627,111.55
3	Education	1	2,603,000.00	2,180,000.00
4	Road Development	2	3,000,000.00	2,141,909.72
5	Recurrent Expenditure(DSS)			28,405.00
Total		6	6,902,000.00	5,254,766.27

Source: Director of Planning, District Secretariat, Batticaloa





5.12.15 Lagoon Development Programme

Ministry of Fisheries And Aquatic Resources Development & Rural Economics Affairs

Total Allocation	3,434,807.00
Received Allocation	3,434,807.00
Total Expenditure	3,402,626.07
Liability	-
Financial Progress	99%
Physical Progress	100%

Project & Expenditure by Divisional Secretariats

No	Divisional Secretariat	Projects	Completed Project	Approved Allocation(RS)	Received Allocations(Rs)	Expenditure(Rs)
1	Manmunai North	2	2	3,434,807.00	3,386,764.22	3,366,674.00
2	Recurrent				48,042.78	35,952.07
Total		2	2	3,434,807.00	3,434,807.00	3,402,626.07

Project & Expenditure by Activities

No	Sector	Project	Approved Amount	Expenditure
1	Bridge	1	2,000,000.00	1,960,000.00
2	Road Development	1	1,434,807.00	1,406,674.00
3	Recurrent Expenditure(DSS)			35,952.07
Total		2	3,434,807.00	3,402,626.07

Source: Director of Planning, District Secretariat, Batticaloa





5.12.16 Rural Economics Development Programme

Ministry of Fisheries And Aquatic Resources Development & Rural Economics Affairs	
Total Allocation	100,000,000.00
Received Allocation	100,000,000.00
Total Expenditure	80,989,222.52
Liability	16,876,290.61
Financial Progress	81%
Physical Progress	100%

Project & Expenditure by Divisional Secretariats

No	Divisional Secretariat	Projects	Completed Project	Approved Allocation(RS)	Received Allocations(Rs)	Expenditure(Rs)
1	Koralai Pattu North	9	9	4,600,000.00	4,600,000.00	3,897,062.06
2	Koralai Pattu Central	28	28	23,650,000.00	23,650,000.00	19,548,301.52
3	Koralai Pattu West	30	30	24,900,000.00	24,900,000.00	16,809,950.47
4	Korali Pattu	6	6	2,800,000.00	2,800,000.00	2,740,880.00
5	Korali Pattu South	8	8	5,900,000.00	5,900,000.00	5,787,792.55
6	Eravurpattu	5	5	2,600,000.00	2,600,000.00	1,590,239.00
7	Eravur Town	8	8	3,800,000.00	3,800,000.00	3,161,358.26
8	Mannunai North	9	9	4,400,000.00	4,400,000.00	3,997,719.68
9	Kattankudy	7	7	3,000,000.00	3,000,000.00	2,188,337.00
10	Mannunai Pattu	11	11	3,505,000.00	3,505,000.00	3,178,613.41
11	Man. South Eruvil Pattu	11	11	8,845,000.00	8,845,000.00	6,415,470.00
12	Porativupattu	7	7	5,700,000.00	5,700,000.00	5,313,439.62
13	Mannunai South West	5	5	1,800,000.00	1,800,000.00	1,753,127.86
14	Mannunai West	8	8	4,500,000.00	4,500,000.00	4,115,492.43
15	District Secretariat					
16	Recurrent					491,438.66
Total		152	152	100,000,000.00	100,000,000.00	80,989,222.52

Project & Expenditure by Activities

No	Sector	Project	Approved Amount	Expenditure
1	Road Development	44	36,595,000.00	27,539,428.69
2	Livelihood Development	93	50,205,000.00	42,154,503.46
3	Infrastructure Development	9	9,000,000.00	5,426,302.12
4	Water Supply	5	3,200,000.00	2,916,173.40
5	Health	1	1,000,000.00	966,588.12
6	Recurrent Expenditure(DSS)			1,494,788.07
7	Recurrent Expenditure(District Planning Division)			491,438.66
Total		152	100,000,000.00	80,989,222.52

Source: Director of Planning, District Secretariat, Batticaloa





5.12.17 Development of Traditional Handicraft Village

Ministry of Fisheries And Aquatic Resources Development & Rural Economics Affairs

Total Allocation	1,366,800.00
Received Allocation	1,366,800.00
Total Expenditure	1,364,070.00
Liability	-
Financial Progress	99.80%
Physical Progress	100%

Project & Expenditure by Divisional Secretariats

No	Divisional Secretariat	Projects	Completed Project	Approved Allocation(RS)	Received Allocations(Rs)	Expenditure(Rs)
1	Eravur Town	1	1	224,400.00	224,400.00	222,070.00
2	Kattankudy	1	1	428,400.00	428,400.00	425,800.00
3	Porativupattu	2	2	510,000.00	510,000.00	507,300.00
4	Manmunai South West	1	1	204,000.00	204,000.00	203,000.00
5	Recurrent					5,900.00
	Total	5	5	1,366,800.00	1,366,800.00	1,364,070.00

Project & Expenditure by Activities

No	Sector	Project	Approved Amount	Expenditure
1	Livelihood Development	5	1,366,800.00	1,358,170.00
2	Recurrent Expenditure(District Planning Division)			5,900.00
Total		5	1,366,800.00	1,364,070.00

Source: Director of Planning, District Secretariat, Batticaloa





5.12.18 "Sukitha Puravara" Township Development Programme

Ministry of Megapolis & Western Development	
Total Allocation	2,500,000.00
Received Allocation	2,500,000.00
Total Expenditure	535,396.83
Liability	1,948,470.89
Financial Progress	21.42%
Physical Progress	100%

Project & Expenditure by Divisional Secretariats						
No	Divisional Secretariat	Projects	Completed Project	Approved Allocation(RS)	Received Allocations(Rs)	Expenditure(Rs)
1	Koralai Pattu	2	2	2,500,000.00	2,500,000.00	535,396.83
	Total	2	2	2,500,000.00	2,500,000.00	535,396.83

Project & Expenditure by Activities				
No	Sector	Project	Approved Amount	Expenditure
1	Social Welfare	1	1,000,000.00	196,000.00
2	Education	1	1,500,000.00	291,000.00
3	Recurrent Expenditure (District Planning Division)			48,396.83
	Total	2	2,500,000.00	535,396.83

Source: Director of Planning, District Secretariat, Batticaloa





5.12.19 "Sukitha Puravara" Township Development Programme

Ministry of Megapolis & Western Development	
Total Allocation	31,000,000.00
Received Allocation	31,000,000.00
Total Expenditure	-
Liability	30,690,000.00
Financial Progress	-
Physical Progress	100%

Project & Expenditure by Divisional Secretariats						
No	Divisional Secretariat	Projects	Completed Project	Approved Allocation(RS)	Received Allocations(Rs)	Expenditure(Rs)
1	Manmunai North	16	16	31,000,000.00	31,000,000.00	-
Total		16	16	31,000,000.00	31,000,000.00	-

Project & Expenditure by Activities				
No	Sector	Project	Approved Amount	Expenditure
1	Road Development	16	31,000,000.00	-
Total		16	31,000,000.00	-

Source: Director of Planning, District Secretariat, Batticaloa





5.12.20 SACOSAN Programme -2018

Ministry of City Planing & water supply	
Total Allocation	2,800,000.00
Received Allocation	2,800,000.00
Total Expenditure	490,000.00
Liability	535,000.00
Financial Progress	18%
Physical Progress	60%

Project & Expenditure by Divisional Secretariats						
No	Divisional Secretariat	Projects	Completed Project	Approved Allocation(RS)	Received Allocations(Rs)	Expenditure(Rs)
1	Eravur Town	80	-	2,800,000.00	2,800,000.00	490,000.00
	Total	80		2,800,000.00	2,800,000.00	490,000.00

Project & Expenditure by Activities				
No	Sector	Project	Approved Amount	Expenditure
1	Sanitation Facilities	80	2,800,000.00	490,000.00
	Total	80	2,800,000.00	490,000.00

Source: Director of Planning, District Secretariat, Batticaloa





5.12.21 Development Project -2018

Ministry of Megapolis & Western Development	
Total Allocation	34,780,000.00
Received Allocation	34,780,000.00
Total Expenditure	183,280.00
Liability	29,449,840.71
Financial Progress	0.53%
Physical Progress	100%

Project & Expenditure by Divisional Secretariats						
No	Divisional Secretariat	Projects	Completed Project	Approved Allocation(RS)	Received Allocations(Rs)	Expenditure(Rs)
1	Kattankudy	25	25	28,900,000.00	28,900,000.00	144,500.00
2	Mammunaipattu	3	3	5,880,000.00	5,880,000.00	29,400.00
3	Recurrent					9,380.00
	Total	28	28	34,780,000.00	34,780,000.00	183,280.00

Project & Expenditure by Activities				
No	Sector	Project	Approved Amount	Expenditure
1	Road Development	28	34,780,000.00	173,900.00
2	Recurrent Expenditure (District Planing Division)			9,380.00
	Total	28	34,780,000.00	183,280.00

Source: Director of Planning, District Secretariat, Batticaloa





5.12.22 Regional Livelihood Development Programme

Ministry of Sustainable Development, Wildlife & Regional Development	
Total Allocation	210,000.00
Received Allocation	210,000.00
Total Expenditure	207,450.00
Liability	-
Financial Progress	97%
Physical Progress	100%

Project & Expenditure by Divisional Secretariats						
No	Divisional Secretariat	Projects	Completed Project	Approved Allocation(RS)	Received Allocations(Rs)	Expenditure(Rs)
1	Koraki Pattu Central	1	1	40,000.00	40,000.00	37,450.00
2	Koraki Pattu West	5	5	170,000.00	170,000.00	170,000.00
	Total	6	6	210,000.00	210,000.00	207,450.00

Project & Expenditure by Activities					
No	Sector	Project	Approved Amount	Expenditure	
1	Livelihood Development	6	210,000.00	207,450.00	
	Total	6	210,000.00	207,450.00	

Source: Director of Planning, District Secretariat, Batticaloa





5.12.23 Development Programme for the Social, Cultural and Housing Improvement-2018

Ministry of Sustainable Development, Wildlife & Regional Development	
Total Allocation	180,000.00
Received Allocation	180,000.00
Total Expenditure	175,460.00
Liability	-
Financial Progress	97.48%
Physical Progress	100%

Project & Expenditure by Divisional Secretariats						
No	Divisional Secretariat	Projects	Completed Project	Approved Allocation(RS)	Received Allocations(Rs)	Expenditure(Rs)
1	Koralai Pattu Central	5	5	100,000.00	100,000.00	96,500.00
2	Koralai Pattu West	4	4	80,000.00	80,000.00	78,960.00
	Total	9	9	180,000.00	180,000.00	175,460.00

Project & Expenditure by Activities				
No	Sector	Project	Approved Amount	Expenditure
1	Social Welfare	9	180,000.00	175,460.00
	Total	9	180,000.00	175,460.00

Source: Director of Planning, District Secretariat, Batticaloa



5.12.24 'Grama Shakthi' People Movement Programme

Ministry of Social Welfare & Primary Industries	
Total Allocation	5,096,000.00
Received Allocation	5,096,000.00
Total Expenditure	5,094,100.00
Liability	-
Financial Progress	99.96%
Physical Progress	100%

Project & Expenditure by Divisional Secretariats						
No	Divisional Secretariat	Projects	Completed Project	Approved Allocation(RS)	Received Allocations(Rs)	Expenditure(Rs)
1	Eravurpattu	1	1	1,596,000.00	1,596,000.00	1,594,100.00
2	Porativupattu	1	1	1,500,000.00	1,500,000.00	1,500,000.00
3	Manmunai South West	1	1	2,000,000.00	2,000,000.00	2,000,000.00
Total		3	3	5,096,000.00	5,096,000.00	5,094,100.00

Project & Expenditure by Activities				
No	Sector	Project	Approved Amount	Expenditure
1	Infrastructure Development	1	2,000,000.00	2,000,000.00
2	Livelihood Development	2	3,096,000.00	3,094,100.00
Total		3	5,096,000.00	5,094,100.00

Source: Director of Planning, District Secretariat, Batticaloa





5.12.25 Economic Engagement Programme

Ministry of Social Welfare & Primary Industries	
Total Allocation	55,650,000.00
Received Allocation	55,650,000.00
Total Expenditure	26,265,921.54
Liability	25,607,894.09
Financial Progress	47.20%
Physical Progress	100%

Project & Expenditure by Divisional Secretariats						
No	Divisional Secretariat	Projects	Completed Project	Approved Allocation(RS)	Received Allocations(Rs)	Expenditure(Rs)
1	Koralai Pattu North	2	2	7,000,000.00	6,930,000.00	70,000.00
2	Koralai Pattu West	7	7	6,000,000.00	5,940,000.00	547,305.00
3	Koralai Pattu	1	1	2,000,000.00	1,980,000.00	412,000.00
4	Man. South Eruvil Pattu	1	1	2,460,000.00	2,435,400.00	-
5	Manmunai West	3	3	8,500,000.00	8,415,000.00	4,028,705.09
6	District Secretariat	1	1	29,690,000.00	29,690,000.00	20,952,901.89
7	Recurrent				259,600.00	255,009.56
Total		15	15	55,650,000.00	55,650,000.00	26,265,921.54

Project & Expenditure by Activities				
No	Sector	Project	Approved Amount	Expenditure
1	Water Supply	4	38,190,000.00	20,952,901.89
2	Road Development	2	4,000,000.00	392,000.00
3	Livelihood Development	6	4,500,000.00	2,349,663.00
4	Education	1	2,460,000.00	-
5	Agriculture	2	6,500,000.00	2,096,823.74
6	Recurrent Expenditure(DSS)			219,523.35
7	Recurrent Expenditure(District Planning Division)			255,009.56
Total		15	55,650,000.00	26,265,921.54

Source: Director of Planning, District Secretariat, Batticaloa





5.12.26

Recon. Focused Economic Empowerment and Social Infrastructure Development Project -2018

State Ministry of National Unity & Co-Existence	
Total Allocation	107,654,770.14
Received Allocation	107,654,770.14
Total Expenditure	74,589,004.80
Liability	7,581,126.15
Financial Progress	69.29%
Physical Progress	98%

Project & Expenditure by Divisional Secretariats

No	Divisional Secretariat	Projects	Completed Project	Approved Allocation(RS)	Received Allocations(Rs)	Expenditure(Rs)
1	Koralai Pattu North	4	4	13,240,000.00	13,240,000.00	12,617,656.78
2	Koralai Pattu	3	3	2,560,000.00	2,560,000.00	2,535,750.00
3	Koralai Pattu South	3	3	1,240,000.00	1,240,000.00	1,182,747.00
4	Manmunai North	3	3	5,240,000.00	5,240,000.00	4,082,506.22
5	Man. South Eruvil Pattu	3	3	4,160,000.00	4,160,000.00	2,877,735.30
6	Porativupattu	3	3	4,160,000.00	4,160,000.00	2,508,220.95
7	Manmunai South West	8	8	14,000,000.00	14,000,000.00	11,742,908.78
8	Manmunai West	2	2	7,080,000.00	7,080,000.00	4,367,205.60
9	District Secretariat	3	2	55,974,770.14	55,974,770.14	30,933,843.02
10	Recurrent					1,740,431.15
Total		32	31	107,654,770.14	107,654,770.14	74,589,004.80

Project & Expenditure by Activities

No	Sector	Project	Approved Amount	Expenditure
1	Agriculture	1	8,100,000.00	7,538,146.78
2	Road Development	8	33,000,000.00	27,343,178.59
3	Education	13	56,014,770.14	26,838,406.08
4	Social Welfare	2	240,000.00	239,744.00
5	Fisheries Development	1	1,400,000.00	1,373,000.00
6	Livelihood Development	4	8,900,000.00	8,568,788.50
7	Saving(New Project)	3		500,000.00
8	Recurrent Expenditure(DSS)			447,309.70
9	Recurrent Expenditure(District Planning Division)			1,740,431.15
Total		32	107,654,770.14	74,589,004.80

Source: Director of Planning, District Secretariat, Batticaloa





5.12.27 Strengthening Reconciliation Focused on Economics Empowerment & Social Infrastructure Development Project -2018

Ministry of National Integration, Reconciliation & official Languages

Total Allocation	155,677,229.48
Received Allocation	155,677,229.48
Total Expenditure	33,151,447.40
Liability	69,310,313.84
Financial Progress	21.29%
Physical Progress	94%

Project & Expenditure by Divisional Secretariats

No	Divisional Secretariat	Projects	Completed Project	Approved Allocation(RS)	Received Allocations(Rs)	Expenditure(Rs)
1	Koralai Pattu North	2	2	1,850,000.00	1,850,000.00	1,813,096.00
2	Koralai Pattu Central	1	1	350,000.00	350,000.00	
3	Koralai Pattu West	1	1	350,000.00	350,000.00	16,900.00
4	Korali Pattu	2	2	1,850,000.00	1,850,000.00	358,693.76
5	Korali Pattu South	2	2	2,400,000.00	2,400,000.00	860,313.86
6	Eravurpattu	17	17	37,862,170.87	37,862,170.87	5,037,946.16
7	Eravur Town	2	2	2,322,000.00	2,322,000.00	1,894,342.44
8	Manmunai North	6	6	12,045,345.00	12,045,345.00	4,485,730.55
9	Kattankudy	1	1	350,000.00	350,000.00	349,940.00
10	Manmunaipattu	3	2	7,350,000.00	7,350,000.00	69,999.92
11	Man. South Eruvil Pattu	2	2	2,350,000.00	2,350,000.00	2,322,940.00
12	Porativupattu	3	1	15,350,000.00	15,350,000.00	1,490,801.42
13	Manmunai South West	7	6	21,897,713.61	21,897,713.61	5,856,243.82
14	Manmunai West	6	6	9,350,000.00	9,350,000.00	4,618,936.33
15	District Secretariat	2	0	40,000,000.00	40,000,000.00	2,944,090.00
16	Recurrent					1,031,473.14
Total		57	51	155,677,229.48	155,677,229.48	33,151,447.40

Project & Expenditure by Activities

No	Sector	Project	Approved Amount	Expenditure
1	Road Development	7	33,784,170.87	8,861,396.88
2	Social Welfare	10	20,200,000.00	5,586,905.59
3	Sports & Culture	14	28,200,000.00	3,955,203.64
4	Sports & Culture	1	10,000,000.00	3,612,873.69
5	Education	8	35,495,345.00	3,450,000.00
6	Fisheries Development	2	2,997,713.61	2,378,696.70
7	Trade	1	20,000,000.00	-
8	Livelihood Development	14	5,000,000.00	3,375,476.00
9	Recurrent Expenditure(DSS)			899,421.76
10	Recurrent Expenditure(District Planning Division)			1,031,473.14
Total		57	155,677,229.48	33,151,447.40

Source: Director of Planning, District Secretariat, Batticaloa



5.12.28 Reconciliation of Ambumunai Tank

Ministry of Regional Development	
Total Allocation	30,000,000.00
Received Allocation	30,000,000.00
Total Expenditure	11,065,793.21
Liability	-
Financial Progress	36.89%
Physical Progress	55%

Project & Expenditure by Divisional Secretariats						
No	Divisional Secretariat	Projects	Completed Project	Approved Allocation(RS)	Received Allocations(Rs)	Expenditure(Rs)
1	Koralai Pattu South	2	1	30,000,000.00	30,000,000.00	11,065,793.21
Total		2	1	30,000,000.00	30,000,000.00	11,065,793.21

Project & Expenditure by Activities				
No	Sector	Project	Approved Amount	Expenditure
1	Irrigation	2	30,000,000.00	11,065,793.21
Total		2	30,000,000.00	11,065,793.21

Source: Director of Planning, District Secretariat, Batticaloa



5.12.29 Indigenous Food and Nutrition Programme

Ministry of Health, Nutrition & Indigenous Medicine	
Total Allocation	121,290.00
Received Allocation	121,290.00
Total Expenditure	120,845.00
Liability	-
Financial Progress	99.63%
Physical Progress	100%

Project & Expenditure by Divisional Secretariats						
No	Divisional Secretariat	Projects	Completed Project	Approved Allocation (RS)	Received Allocations (Rs)	Expenditure (Rs)
1	Koralai Pattu West	5	5	43,250.00	43,250.00	43,250.00
2	Koralai Pattu South	3	3	37,040.00	37,040.00	36,595.00
3	Koralai Pattu	3	3	41,000.00	41,000.00	41,000.00
Total		11	11	121,290.00	121,290.00	120,845.00

Project & Expenditure by Activities				
No	Sector	Project	Approved Amount	Expenditure
1	Health	11	121,290.00	120,845.00
Total		11	121,290.00	120,845.00

Source: Director of Planning, District Secretariat, Batticaloa





5.12.30 Lagging Region Development Programme

Ministry of Youth Affairs, Project Management And Southern Development	
Total Allocation	45,000,000.00
Received Allocation	45,000,000.00
Total Expenditure	12,454,975.75
Liability	11,402,701.35
Financial Progress	27.68%
Physical Progress	52%

Project & Expenditure by Divisional Secretariats						
No	Divisional Secretariat	Projects	Completed Project	Approved Allocation(RS)	Received Allocations(Rs)	Expenditure(Rs)
1	Koralai Pattu North	1	0	10,000,000.00	10,000,000.00	-
2	Koralai Pattu West	1	1	9,000,000.00	9,000,000.00	45,000.00
3	Man. South Eruvil Pattu	1	0	4,000,000.00	4,000,000.00	400,000.00
4	Porativupattu	1	1	10,000,000.00	10,000,000.00	9,915,861.50
5	Manmunai South West	1	1	2,000,000.00	2,000,000.00	1,990,000.00
6	Manmunai West	1	0	10,000,000.00	10,000,000.00	-
7	Recurrent(DPD)					104,114.25
Total		6	3	45,000,000.00	45,000,000.00	12,454,975.75

Project & Expenditure by Activities				
No	Sector	Project	Approved Amount	Expenditure
1	Irrigation	1	10,000,000.00	-
2	Water Supply	1	10,000,000.00	9,915,861.50
3	Social Welfare	2	12,000,000.00	1,990,000.00
4	Rural & Small Scale Industries	1	4,000,000.00	400,000.00
5	Road Development	1	9,000,000.00	45,000.00
6	Recurrent Expenditure(District Planning Division)			104,114.25
Total		6	45,000,000.00	12,454,975.75

Source: Director of Planning, District Secretariat, Batticaloa





5.12.31 Establish Computer Lab with Projectors

Ministry of Telecommunication Digital Infrastructure and Foreign Employment	
Total Allocation	200,000.00
Received Allocation	200,000.00
Total Expenditure	200,000.00
Liability	-
Financial Progress	100%
Physical Progress	100%

Project & Expenditure by Divisional Secretariats

No	Divisional Secretariat	Projects	Completed Project	Approved Allocation(RS)	Received Allocations(Rs)	Expenditure(Rs)
1	Manmunai South West	1	1	200,000.00	200,000.00	194,000.00
2	Recurrent					6,000.00
Total		1	1	200,000.00	200,000.00	200,000.00

Project & Expenditure by Activities

No	Sector	Project	Approved Amount	Expenditure
1	Education	1	200,000.00	194,000.00
2	Recurrent			6,000.00
Total		1	200,000.00	200,000.00

Source: Director of Planning, District Secretariat, Batticaloa



5.12.32 Resettlement Projects

Ministry of Resettlement	
Total Allocation	233,117,000.00
Received Allocation	229,717,000.00
Total Expenditure	145,941,389.83
Liability	67,198,134.95
Financial Progress	63.53%
Physical Progress	100%

Project & Expenditure by Divisional Secretariats						
No	Divisional Secretariat	Projects	Completed Project	Approved Allocation(RS)	Received Allocations(Rs)	Expenditure(Rs)
1	Koralai Pattu North	280	280	18,663,521.40	18,516,271.40	17,704,964.60
3	Koralai Pattu West	1	1	1,000,000.00	990,000.00	989,626.00
4	Koralai Pattu	1	1	1,000,000.00	819,338.76	819,339.00
5	Koralai Pattu South	240	240	15,538,212.80	15,423,462.80	13,098,243.00
6	Eravurpattu	393	393	32,282,239.52	31,703,410.78	29,820,770.00
7	Eravur Town	1	1	1,000,000.00	990,000.00	990,000.00
8	Manmunai North	15	15	4,478,531.00	4,402,383.17	3,524,285.00
9	Kattankudy	6	6	5,800,000.00	5,750,000.00	352,643.00
10	Manmunaipattu	5	5	4,000,000.00	3,979,000.00	2,563,860.00
11	Man. South Eruvil Pattu	15	15	14,038,000.00	11,143,500.31	5,710,794.00
12	Porativupattu	901	899	35,335,983.04	35,075,753.04	26,431,155.00
13	Manmunai South West	293	293	18,624,546.20	18,488,546.20	17,079,279.00
14	Manmunai West	626	625	81,146,674.00	80,296,561.50	25,743,125.00
15	District Secretariat			209,292.04		
16	Admin Cost				2,138,772.04	1,113,306.71
Total		2777	2774	233,117,000.00	229,717,000.00	145,941,390.31

Project & Expenditure by Activities				
No	Sector	Project	Approved Amount	Expenditure
1	Sanitation Facilities	579	31,890,000.00	31,768,140.48
2	Water Supply	942	12,800,000.00	8,872,514.57
3	Livelihood Development	631	60,000,000.00	56,266,591.30
4	Electricity	582	11,400,000.00	11,216,689.88
5	Irrigation	20	20,000,000.00	17,850,238.83
6	Sports&Culture	3	10,000,000.00	1,784,570.59
7	Human Development	4	152,000.00	151,965.00
8	Road Development	1	2,000,000.00	1,996,484.82
9	Education	7	7,000,000.00	2,093,874.10
10	Rural&Small Scale Industries	8	77,875,000.00	13,940,320.26
Total		2777	233,117,000.00	145,941,389.83

Source: Director of Planning, District Secretariat, Batticaloa





5.12.33 Payment made under the line Ministry & other Department

HEAD	Ministry / Department	Recurrent	Capital	Total
001	Presidential Secretariat		69,626,668.31	69,626,668.31
101	Ministry of Budashasana		3,496,795.00	3,496,795.00
104	Ministry of National Policies & Economic Affairs	18,392,483.25	678,639,274.23	697,031,757.48
106	Ministry of Disaster Management	24,541,259.64	17,463,700.71	42,004,960.35
108	Ministry of posts,Postal Services and Muslime Religious Affairs		1,647,357.49	1,647,357.49
110	Ministry of Justice	7,639,112.40		7,639,112.40
111	Ministry of Health,Nutrition and Inigenous Medicine	352,161.63	1,220,837.07	1,572,998.70
118	Ministry of Agriculture	23,596,297.48	2,831,992.57	26,428,290.05
120	Ministry of Child Development & Women's Affiars	220,791,807.03	12,751,962.50	233,543,769.53
121	Ministry of Home Affiars	259,665,759.40	20,070,033.92	279,735,793.32
122	Ministry of Finance and Mass Media	14,086,756.40	25,760.00	14,112,516.40
124	Ministry of Social Empowerment & Welfare	355,977,897.74	331,650.00	356,309,547.74
126	Minity of Education		4,003,000.00	4,003,000.00
130	Ministry of Public Administration & Management	995,840.34	677,826.00	1,673,666.34
136	Ministry of Sports		7,151,320.25	7,151,320.25
145	Ministry of Rehabilitation,Resettlement & Hindu Relg. Affiars	189,325.00	151,309,275.53	151,498,600.53
147	Ministry of Regional Development		11,448,703.21	11,448,703.21
148	Ministry of Development Assignment		12,454,975.75	12,454,975.75
149	Ministry of Industries and Commerce		6,337,529.50	6,337,529.50
151	Ministry of Fisheries & Aquatic Resources Development		33,736,814.64	33,736,814.64
154	Ministry of Rural Economic Affairs	100,160,022.09		100,160,022.09
157	Ministry of National Co-existence Dialogue and Official Languages	3,118,814.26	2,489,498.86	5,608,313.12
159	Ministry of Tourism Development & Christian Deve. Affiars		9,456,215.99	9,456,215.99
162	Ministry of Megapolis and Western Development	689,904.13		689,904.13
163	Ministry of Internal Affairs,Wayamba Development & Cultural Affairs		10,258,171.58	10,258,171.58
165	Ministry of National Intergration and Reconciliation		137,210,053.63	137,210,053.63
166	Ministry of City Planning & Water Supply		673,280.00	673,280.00
182	Ministry of Foreign Employment	22,274,403.08	164,990.00	22,439,393.08
194	Ministry of Telecommunication, Digital Infrastructure	200,000.00		200,000.00
196	Department of Science,Technology & Research	705,097.69	2,711,470.40	3,416,568.09
197	Ministry of Skills Development & Vocational Training	177,982.73	65,699.00	243,681.73
199	Ministry of Primary Industries		5,094,100.00	5,094,100.00
202	Department of Muslim Religious & Cultural Affairs	31,500.00	250,000.00	281,500.00
203	Department of Christian Religious Affairs		1,999,769.25	1,999,769.25
206	Department of Cultural Affairs	1,758,064.24	31,475.00	1,789,539.24
210	Department of Information	211,945.97	206,830.00	418,775.97
216	Department of Social Services	9,188,167.52	417,274.00	9,605,441.52
217	Department of Probation & Child Care Services	7,104,928.81	7,104,928.81	14,209,857.62
219	Department of Sports Development	1,803,770.00		1,803,770.00
227	Department of Registration of Persons	15,706,150.54		15,706,150.54
246	Department of Inland Revenue	2,706,328.63		2,706,328.63
252	Department of Census and Statistics	1,163,051.39		1,163,051.39
253	Department of Pension	3,828,008.81		3,828,008.81
254	Department of Registrar General	1,730,160.00		1,730,160.00
284	Department of Wild Covesation	5,799,420.00		5,799,420.00
285	Department of Agriculture		79,868.00	79,868.00
290	Department of Fisheries and Aquatic Resources		29,681.00	29,681.00
307	Department of Motor Traffic	1,176,368.21		1,176,368.21
326	Department of Community Based Corrections	257,883.60		257,883.60
327	Department of Land use Policy & Planning	544,422.17	541,218.65	1,085,640.82
328	Department of Man power & Employment	57,659.36	490,758.60	548,417.96
331	Department of Samurdhi Development		1,239,922.93	1,239,922.93
	TOTAL	1,088,547,732.51	1,165,904,223.69	2,322,363,435.92




5.13.(A) Statement of Financial Position-2018

ACA-P


Statement of Financial Position As at 31st December-2018

Department	District Secretariat, Batticaloa		
Head	269		
	Note	Actual	
		2018	2017
		Rs	Rs
Non Financial Assets			
Property, Plant & Equipment	ACA-6	2,145,173,772	1,601,577,267.45
Financial Assets			
Advance Accounts	ACA-5	125,421,187	111,452,593.31
Cash & Cash Equivalents	ACA-3		
Receivables	ACA-1(i)	2,000	152,552.54
Total Assets		2,270,596,959	1,713,182,413.30
Net Assets / Equity			
Net Worth			-
Property, Plant & Equipment Reserve			-
Rent & Work Advance Reserve	ACA-5(b)		
Current Liabilities			
Deposits Accounts	ACA-4	108,247,644	133,006,402.85
Imprest Balance	ACA-3	-	
Payables	Note(iv)	1,833,362	1,483,379.10
Total Liabilities		110,081,007	134,489,781.95


Detail Accounting Statements in ACA format Nos. 1 to 6 presented in pages from 4 to 21 and other Notes to accounts presented in pages from 22 to 37 are form integral parts of these Financial Statements. We hereby certify that figures in these Financial Statements, Notes to accounts and other relevant accounts were reconciled with Treasury Books of Accounts and found correct.


K. Jegatheeswaran
Chief Accountant,
District Secretariat, Batticaloa
2019.02.26

K. Jegatheeswaran
Chief Accountant
District Secretariat,
Batticaloa.


M. Uthayakumar,
Accounting Officer,
District Secretary, Batticaloa
2019.02.26

M. UTHAYAKUMAR
District Secretary / Government Agent
Batticaloa District.


H.T. Kamal Pathmasiri
Chief Accounting Officer,
Secretary, Ministry of Internal & Home Affairs &
Provincial Councils & Local Government
2019.02.28

H.T. Kamal Pathmasiri
Secretary
Ministry of Internal and Home Affairs
and Provincial Councils and Local
Government



5.13.(B) Statement of Cash flows -2018

ACA-C

Statement of Cash Flows For the period ended 31st December 2018

Department : District Secretariat, Batticaloa.		
Head : 269		
Details	Actual	
	2018 Rs.	2017 Rs.
Cash Flows from Operating Activities		
Total Tax Receipts	17,563,613	17,174,584
Fees, Fines, Penalties and Licenses	124,182,732	99,374,588
Profit	-	-
Non Revenue Receipts	-	-
Cash from Treasury	3,570,001,367	3,244,697,000
Cash from Other Sources	538,178,716	768,507,862
Total Cash generated from Operations (a)	4,249,926,427	4,129,754,033
		4,129,753,088
Less - Cash disbursed for:		4,129,753,088
Personal Emoluments & Operating Payments	499,105,695	493,614,775
Subsidies & Transfer Payments	83,422,367	80,780,750
Other Main ledger expenditure		3,392,688,640
Finance Costs - Imprest Settlement to Treasury	-	-
Total Cash disbursed for Operations (b)	582,528,061	3,967,084,165
		3,967,082,496
NET CASH FLOW FROM OPERATING ACTIVITIES(C)=(a)-(b)	3,667,398,366	162,669,868
		162,669,824
Cash Flows from Investing Activities		
Interest	-	-
Dividends	-	-
Divestiture Proceeds & Sale of Physical Assets	-	-
Recoveries from On Lending	-	-
Total Cash generated from Investing Activities (d)	3,667,398,366	162,669,868
		162,669,824
Less - Cash disbursed for:		162,669,824
Purchase or Construction of Physical Assets & Acquisition of Other Investments	195,693,479	162,669,868
Other Investment		162,669,824
Total Cash disbursed for Investing Activities (e)	195,693,479	162,669,868
		162,669,824
NET CASH FLOW FROM INVESTING ACTIVITIES(F)=(d)-(e)	3,471,704,887	(0)
		162,669,824
NET CASH FLOWS FROM OPERATING & INVESTMENT ACTIVITIES (g)=(c) + (f)		
	3,471,704,887	(0)
Cash Flows from Financing Activities		
		162,669,824
Local Borrowings	-	-
Foreign Borrowings	-	-
Grants Received	-	-
Total Cash generated from Financing Activities (h)	-	-
		-
Less - Cash disbursed for:		-
Repayment of Local Borrowings	-	-
Repayment of Foreign Borrowings	-	-
Change in Deposit Accounts and Other Liabilities		-
Total Cash disbursed for Financing Activities (i)	-	-
NET CASH FLOW FROM FINANCING ACTIVITIES (J)=(h)-(i)	-	-
Net Movement in Cash (k) = (g) - (j)	3,471,704,887	(0)
Opening Cash Balance as at 01st January	-	-
Closing Cash Balance as at 31st December	-	-

5.13.03. Statement of Revenue

ACA-1

Ministry of Internal & Home Affairs and Provincial Councils and Local Government

Expenditure Head No :		269		Department		District Secretariat, Batticaloa.		Rs.	
Revenue Code	Revenue Title	Revenue Estimate (1)		Revenue Collection (2)		Revenue Refund (4)		Net Revenue	
		Original Estimate	Revised Estimate	Collected by Ministry/ Dept.	Collected by Other Ministry/ Dept.	By Cash	Error Corrections		Total
1003.07.99	Other	1,500,000.00	1,500,000.00	1,344,460.20	2(ii) = 2(i) + 2(ii)	4(i)	4(iii) = 4(i) + 4(ii)	1,344,460.20	
2002.02.99	Other	4,500,000.00	5,447,000.00	6,227,831.49	2(iii) = 2(i) + 2(ii)			6,227,831.49	
2003.01.00	Departmental Sales	200,000.00	200,000.00	103,100.00				103,100.00	
2003.02.99	Sundries	100,000.00	150,000.00	119,425.00				119,425.00	
2003.99.00	Other Receipts	4,750,000.00	4,750,000.00	18,281,046.82		145,430.30		18,135,616.52	
	Sub Total (b)	11,050,000.00	12,047,000.00	26,075,863.51	-	145,430.30	-	25,930,433.21	

5.13.04 Statement of Revenue

ACA-1

Expenditure Head No :	269	Department	District Secretariat, Batticaloa.
-----------------------	-----	------------	-----------------------------------

Revenue Code	Revenue Title	Revenue Estimate (1)		Revenue Collection (2)			Revenue Refund (4)			Net Revenue	
		Original Estimate	Revised Estimate	Collected by Ministry/ Dept.	Collected by Other Ministry/ Dept.	Total	Collection of Arrears Revenue	By Cash	Error Corrections		Total
1003.07.00	Other Licenses	16,561,600.00	16,561,800.00	17,563,613.31	-	17,563,613.31	-	4(0)	4(0)	4(0)	17,518,613.31
	Registration fees relevant to the Department of Registrar General										
1003.07.02	Private Timber Transport	15,000,000.00	15,000,000.00	16,147,813.11	-	16,147,813.11	-	-	-	-	16,147,813.11
1003.07.03	Tax on sale of Motor Vehicles	-	-	1,700.00	-	1,700.00	-	-	-	-	1,700.00
1003.07.04	Licence Taxes relevant to the Ministry of Defence	61,600.00	61,800.00	69,640.00	-	69,640.00	-	-	-	-	69,640.00
1003.07.05	Other	1,500,000.00	1,500,000.00	1,344,460.20	-	1,344,460.20	-	-	-	-	1,344,460.20
1003.07.99	Sub Total (a)	16,561,600.00	16,561,800.00	17,563,613.31	-	17,563,613.31	-	-	-	-	17,518,613.31
2002.01.00	Rent	1,332,000.00	1,366,000.00	1,513,646.83	-	1,513,646.83	-	-	-	-	1,513,646.83
2002.01.01	Rent on Government Building & Housing	1,332,000.00	1,366,000.00	1,513,646.83	-	1,513,646.83	-	-	-	-	1,513,646.83
2002.02.00	Interest	4,500,000.00	5,447,000.00	6,227,831.49	-	6,227,831.49	-	-	-	-	6,227,831.49
2002.02.99	Other	4,500,000.00	5,447,000.00	6,227,831.49	-	6,227,831.49	-	-	-	-	6,227,831.49
2003.01.00	Departmental Sales	200,000.00	200,000.00	103,100.00	-	103,100.00	-	-	-	-	103,100.00
2003.02.00	Administrative Fees & Charges	100,000.00	150,000.00	62,740,450.00	-	62,740,450.00	-	-	-	-	62,740,450.00
2003.02.03	Fees under Registration of Persons			2,298,600.00	-	2,298,600.00	-	-	-	-	2,298,600.00
2003.02.13	Examinations & Other Fees			222,600.00	-	222,600.00	-	-	-	-	222,600.00
2003.02.14	Fees under the Motor Traffic Act & other receipts			60,099,825.00	-	60,099,825.00	-	-	-	-	60,099,825.00
2003.02.99	Sundries	100,000.00	150,000.00	119,425.00	-	119,425.00	-	-	-	-	119,425.00
2003.03.00	Fines and Forfeits	-	-	-	-	-	-	-	-	-	-
2003.03.02	Fines and Forfeits - Other	-	-	-	-	-	-	-	-	-	-
2003.04.00	Public Officers' Motor Cycle Premium			45,000.00	-	45,000.00	-	-	-	-	45,000.00
2003.99.00	Other Receipts	4,750,000.00	4,750,000.00	18,281,046.82	-	18,281,046.82	-	145,430.30	-	145,430.30	18,135,616.52
2004.01.00	Social Security Contributions			35,271,656.43	-	35,271,656.43	-	-	-	-	35,271,656.43
	Sub Total (b)	10,882,000.00	11,913,000.00	124,182,731.57	-	124,182,731.57	-	145,430.30	-	145,430.30	124,037,301.27
	Total Non - Tax Revenue & Other Revenue + (b)	27,443,600.00	28,474,800.00	141,746,344.88	-	141,746,344.88	-	145,430.30	45,000.00	190,430.30	141,555,914.58
	Total Revenue (Note I - 4)	27,443,600.00	28,474,800.00	141,746,344.88	-	141,746,344.88	-	145,430.30	45,000.00	190,430.30	141,555,914.58

Rs.

5.13.05 Appropriation Accounts Expenditure by Programme ACA-2

Expenditure Head No :		269		Department		District Secretariat, Batticaloa.		
Programme (1)	Programme Number given in Annual Estimates	Title of the Expenditure	Annual Budget Provision (1)	Supplementary Estimate Provision (2)	FR 66/69 Transfers (3)	Total Net Provision (4)=(1)+(2)+(3)	Total Expenditure (5)	Net Effect Savings / (Excesses) (6)=(4)-(5)
		(1) Recurrent	586,000,000.00		9,892,825.00	586,000,000.00	582,528,061.31	3,471,938.69
Programme (2)		(2) Capital	278,000,000.00	-	(9,892,825.00)	278,000,000.00	195,693,478.51	82,306,521.49
		Sub Total	864,000,000.00	-	-	864,000,000.00	778,221,539.82	85,778,460.18
	(1) Recurrent							0.00
	(2) Capital							0.00
	Sub Total		-	-	-	-	0.00	0.00
	Grand Total		864,000,000	-	-	864,000,000	778,221,539.82	85,778,460.18

5.13.06 Statement of Expenditure by Programme ACA-2(i)

Expenditure Code	Expenditure Head No : 269		Department		District Secretariat, Batticaloa.						
	Programme (1)		Programme (2)				Total Expenditure (11)=(5)+(10)				
	Annual Budget Provision (1)	Suppl leme (2)	Provisions FR 66/69 Transfers (3)	Total Net Provision (4)=(1)+(2)+(3)	Expenditure (5)	Annual Budget Provision (6)		Suppl leme Provision (7)	FR 66/69 Transfers (8)	Total Net Provision (9)=(6)+(7)+(8)	Expenditure (10)
Recurrent Expenditure											
Personal Emoluments											
1001 - Salaries & Wages	346,500,000.00		(1,800,000.00)	344,700,000.00	341,760,707.34					341,760,707.34	
1002 - Overtime & Holiday Paym	10,500,000.00		2,400,000.00	12,900,000.00	12,898,344.74					12,898,344.74	
1003 - Other Allowances	148,000,000.00		(3,307,975.00)	144,692,025.00	144,446,642.42					144,446,642.42	
Travelling Expenditure											
1101 - Domestic	7,000,000.00		(750,000.00)	6,250,000.00	6,248,304.63					6,248,304.63	
Supplies											
1201 - Stationery & Office	7,600,000.00		(300,000.00)	7,300,000.00	7,297,967.38					7,297,967.38	
1202 - Fuel	7,200,000.00		1,400,000.00	8,600,000.00	8,598,569.55					8,598,569.55	
1203 - Diets & Uniforms	9,250,000.00		(394,000.00)	8,856,000.00	8,856,000.00					8,856,000.00	
Maintenance Expenditure											
1301 - Vehicles	11,500,000.00		800,000.00	12,300,000.00	12,213,767.56					12,213,767.56	
1302 - Plant and Machinery	3,600,000.00		-	3,600,000.00	3,569,781.54					3,569,781.54	
1303 - Building and Structures	8,400,000.00		-	8,400,000.00	8,398,943.97					8,398,943.97	
Services											
1401 - Transport	175,000.00		3,007,975.00	3,182,975.00	3,060,585.00					3,060,585.00	
1402 - Postal & Communication	6,300,000.00		900,000.00	7,200,000.00	7,195,300.92					7,195,300.92	
1403 - Electricity & Water	11,700,000.00		(65,150.00)	11,634,850.00	11,634,286.23					11,634,286.23	
1404 - Rents & Local Taxes	600,000.00		(300,850.00)	299,150.00	297,839.68					297,839.68	
1409 - Other	11,000,000.00		200,000.00	11,200,000.00	11,177,065.91					11,177,065.91	
1506 - Property Loan Interest to Public Servants	5,000,000.00		(1,790,000.00)	3,210,000.00	3,198,954.44					3,198,954.44	
Grand Total	586,000,000.00	-	-	586,000,000.00	582,528,061.31					582,528,061.31	
Capital Expenditure											
Rehabilitation & Improvements of Capital Assets											
2001 - Building & Structures	5,200,000.00			5,200,000.00	5,197,115.92					5,197,115.92	
2002 - Plant, Machinery & Equip	700,000.00			700,000.00	698,718.25					698,718.25	
2003 - Vehicles	2,000,000.00			2,000,000.00	1,999,892.22					1,999,892.22	
Acquisition of Capital Assets											
2101 - Vehicles										0.00	
2102 - Furniture & Office Equipm	3,600,000.00		500,000.00	4,100,000.00	4,089,151.10					4,089,151.10	
2103 - Plant, Machinery & Equipment	1,500,000.00		1,500,000.00	3,000,000.00	2,997,281.40					2,997,281.40	
2104 - Buildings & Structures	60,000,000.00		(2,000,000.00)	58,000,000.00	18,245,684.68					18,245,684.68	
2104 - New Secretariat Building	204,000,000.00		-	204,000,000.00	161,468,273.74					161,468,273.74	
2105 - Lands & Land										0.00	
Capacity Building											
2401 - Staff Training	1,000,000.00		-	1,000,000.00	997,361.20					997,361.20	
Grand Total	278,000,000.00	-	-	278,000,000.00	195,693,478.51					195,693,478.51	
Expenditure	864,000,000.00	-	-	864,000,000.00	778,221,539.82					778,221,539.82	

5.13.07 Summary of Financing the Expenditure by Programme ACA-2(iv)

Expenditure Head No :		269		District Secretariat, Batticaloa.			
Financing		Department		Grand Total			
Code	Description of Items	Programme 01 *	Programme 02 *	Actual Expenditure	Net Provision **	Actual Expenditure	Percentage of Expenditure ***
		Net Provision **	Net Provision **	Expenditure	Expenditure	Expenditure	(6-5)X100
		1	3	4	5	6	(6-5)X100
		Rs.	Rs.	Rs.	Rs.	Rs.	%
11	Domestic Funds	864,000,000		778,221,540	864,000,000	778,221,540	90
12	Foreign Loans						
13	Foreign Grants						
14	Reimbursable Foreign Loans						
15	Reimbursable Foreign Grants						
16	Counterpart Funds						
17	Foreign Finance related Domestic Cost						
21	Special law services						
	Total	864,000,000	0	778,221,540	864,000,000	778,221,540	90

5.13.08 Financing of Expenditure by Projects of each Programmes ACA-2(V)

Expenditure Head No :		269		Department		District Secretariat, Batticaloa.			
Code	Financing Description of Items	Project 1		Project 2		Project 3		Programme Total/Page Total *	
		Net Provision	Actual Expenditure	Net Provision	Actual Expenditure	Net Provision	Actual Expenditure	Net Provision	Actual Expenditure
		Rs.	Rs.	Rs.	Rs.	Rs.	Rs.	Rs.	Rs.
11	Domestic Funds	360,000,000	277,182,980	504,000,000	501,038,560			864,000,000	778,221,540
12	Foreign Loans								
13	Foreign Grants								
14	Reimbursable Foreign Loans								
15	Reimbursable Foreign Grants								
16	Counterpart Funds								
17	Foreign Finance related Domestic Cost								
21	Special law services								
	Total	360,000,000	277,182,980	504,000,000	501,038,560	0	0	864,000,000	778,221,540

ACA-4


5.13.10 Statement of Deposit Accounts

Expenditure Head No :	269	Department	District Secretariat, Batticaloa.		Rs.
Name of Deposit Accounts	Deposit Number	Credited during the year	Debited during the year	Balance as at 31st December 2018	Balance as per Treasury Book as at 31st December 2018
Security Deposits	6000/0000/00/0001/ 0074/000	20,435,284.63	25,872,281.96	5,845,837.67	5,845,837.67
Tender Deposits	6000/0000/00/0002/ 0098/	27,100.00	37,100.00	-	-
Deposits Temporary Retained Payable to Third Parties	6000/0000/00/0013/ 0066/000	231,479,740.95	248,043,322.26	11,271,237.29	11,271,237.29
Revenue Transfer to Provincial Councils	6000/0000/00/0014/ 0010/000	193,056,757.54	196,783,128.03	11,100.00	11,100.00
Retention Money for Construction	6000/0000/00/0016/ 0049/000	59,888,025.06	58,753,285.80	91,059,594.21	91,059,594.21
Compensation	6000/0000/00/0017/ 0017/000	850,523.90	901,498.73	50,000.00	50,000.00
Temporary Retention for Statutory Payments	6000/0000/00/0018/ 0058/000	1,759,356.00	1,874,529.98	275.00	275.00
Examination for Registration of Drivers Consultants	6000/0000/00/0013/ 0027/000	-	46,000.00	-	-
Motor Traffic Department Stamp Duty	6000/0000/00/0018/ 0012/000	10,500.00	6,900.00	9,600.00	9,600.00
Total		507,507,288.08	532,318,046.76	108,247,644.17	108,247,644.17
<hr/>					
Treasury Deposit Account	6003/0000/00/0015/ 0000/000			-	DR.563,837.91
Total					DR.563,837.91

5.13.11 Statement of Advance Accounts ACA-5

Name of Advance Account	Advance Account Number	No. of Advance Accounts	Expenditure Head No :	269	Department	District Secretariat, Batticaloa.			Rs.
						Maximum Limits of Expenditure Rs,44,000,000.00	Minimum Limits of Receipts Rs,28,000,000.00	Maximum Limits of Debit Balance Rs,135,000,000.00	
						Balance as at 1 st January 2018			
						(1)	(2)	(3)	
						In Cash	Through Cross Entries	In Cash	
								Through Cross Entries	
								Balance as 4=(1)+(2)-(3)	
(1) Advance to Public Officers	26901					111,452,593.31	43,940,551.79	30,671,427.43	125,421,187.42
(2) Other Advances							3,936,551.41	3,237,081.66	
(3) Miscellaneous Advances									
Total						111,452,593.31	43,940,551.79	30,671,427.43	125,421,187.42
									-

➤ COPA Management Information System



PAC and COPE Management Information System

Logout

Welcome - cabattic_2246

Institute : **District Secretariat Batticaloa**

Institute Head Email

Sq. No.	Effect From	Effect To	Marks	Rank	Status	Details	Send	Print
1	2017-01-01	2017-12-31	93.000	Very Good	Send to Auditor General	Evaluation Form	<input type="button" value="Confirm"/> <input type="button" value="Send Sec."/>	<input type="button" value="Print"/> <input type="button" value="Print Remarks"/>
2	2016-01-01	2016-12-31	91.000	Very Good	Send to Auditor General	Evaluation Form	<input type="button" value="Confirm"/> <input type="button" value="Send Sec."/>	<input type="button" value="Print"/> <input type="button" value="Print Remarks"/>
3	2015-01-01	2015-12-31	93.000	Very Good	Send to Auditor General	Evaluation Form	<input type="button" value="Confirm"/> <input type="button" value="Send Sec."/>	<input type="button" value="Print"/> <input type="button" value="Print Remarks"/>

1 of 1 Pages
Total Records 3

Subject: Financial Statements.**This is only a query calling for information for clarification and not an audit report**

Following matters have been observed at the time of inspection of audit on the financial statements of the District Secretariat for the year ended 2018 which was submitted in three languages.

01. STATEMENT OF FINANCIAL FUNCTION

According to recover of government quarters, regarding giving 35 government quarters belonging to the District Secretariat, although Rs. 1,004,955 of rent recovery shown in the year of review, in the financial function amount of Rs. 1,242,822 has been included as exempted tax and others. Due to this income for the year Rs. 237,867 has been shown as increased in the finance function statement.

02. STATEMENT OF FINANCIAL STATUS

Following observations carried on

- (i) In accordance with the Sub section (iv) and (v) of Government Accounts Department Circular 7 of 2st November, 2018, although total liabilities should have been declared equal to total assets, Rs. 2,270,569,959 total amount of assets of the District Secretariat has not been shown equal to this amount in the statement of total liabilities.
- (ii) According to print copy of the treasury total amount of current assets such as land, building, machineries and equipment's have been shown as have been shown as Rs. 1,748,314,898, and according to registers of the District Secretariat is Rs. 2,145,173,771 which is a different amount. Due to this it has been observed that current assets was different by Rs396,858,873. Details are as follows: -

Non-current Assets	As per Treasury print Out	As per registers of Dist. Secretariat	Variance
.....
	(Rs.)	(Rs.)	(Rs.)
Land	461,694,400	561,236,400	99,542,000
Buildings	855,676,04	1,180,780,385	325,104,281
Machineries & Equipment's	430,944,394	403,156,986	27,787,408
	<u>1,748,314,898</u>	<u>2,45,173,771</u>	<u>396,858,873</u>

- (iii) Although According to statement of liabilities (Note iv) total amount of liabilities has been shown as Rs. 848,808, it had been shown in the statement of Finance status as Rs. 1,833,362. Due to this it has been shown less in the Financial Status statement for the year by Rs. 15,446.

(iv) STATEMENT OF CSH FLOW

Following observations carried on

- (i) Deposit payments for the main ledger expenses of Rs. 532,518,047 and advance payments of Rs. 43,940,552 has not been shown in the finance function statement for activities implementation.
- (ii) Retain money in the District Secretariat for the expenses of program 1 & 2 of the year of review (40) was not released and decided the treasury a sum of Rs. 3,046,535 for the department of railway and the accounts had been updated. But, this amount had been included in the subsidies under cash flow (out) of activities implementation of the District Secretariat without considering this.
- (iii) An amount of Rs. 103,100 received from the department sales for the year of review has been shown under the cash flow of activities implementation instead of showing under the cash flow in the investment activities.

04_INCOME STATEMENT

Although It was mentioned in the Section 7 (ii) of circular issued by the government accounts department that income of those full income should not be included in the statement of income under form ACA – 01 when the officer of income accounting collecting incomes of other ministries and department on behalf of the respective ministries and the departments, but this was included in the statement of income of the District Secretariat a sum of Rs. 141,555, 915 which is contrary to this.

You are hereby requested to inform to the audit as early possible regarding action to be taken in this regard.

Sgd. Illegibly
B.A.Jeros
Superintendent of Audit
For Assistant Auditor General.

01. Financial Performance Statement

The total amount Rs 1,242,821.62 which was recovered from Government Quarters and Circuit Bungalow room rental has been shown through our accounts summary in the statement for 2018, but the total amount has only been shown in the report as Rs 1,004,955.13 recovered from the Officers who are serving in the District Secretariat and other Departments. In addition to, the report has been placed regarding the circuit Bungalow room rental. Both amounts have been shown by District Secretariat through account summary and financial statement.

In this consequently, the difference is seen as more Rs 237,867 in the report which was provided by subject officer under the Revenue Head No 2002.01.01

Details of revenue of District Secretariat			
Revenue head : 2002-01-01			
Month	Rental of Government Quarters	Rental of Circuit Bungalow	Total
January	67,995.84	26,100.00	94,095.84
February	78,138.47	21,800.00	99,938.47
March	84,122.47	23,600.00	107,722.47
April	82,253.39	13,000.00	95,253.39
May	47,514.47	51,700.00	99,214.47
June	63,877.78	31,200.00	95,077.78
July	99,988.74	64,800.00	164,788.74
August	83,876.12	16,800.00	100,676.12
September	68,056.95	12,000.00	80,056.95
October	82,945.10	24,600.00	107,545.10
November	61,932.90	20,400.00	82,332.90
December	84,319.39	31,800.00	116,119.39
Total	905,021.62	337,800.00	1,242,821.62

02. Financial Statement

- i) Some faults were made by us because the statement was prepared in first time. Therefore, we were not revealed the amount Rs. 2,270,569,959.00 for total assets of District Secretariat which is equal to total liabilities. I inform while preparing the statement will be considered coming financial year.
- ii) The message has been passed through the letter number ACC/ASTRR/CU-04/2019-01, dated 2019.02.05 to the department to state account regarding the differences and informed the letter number ACC/ASTRR/CU-04/2019-01, dated 25.03.2019 regarding the letter of the Department of state account number SA/AS/DD/General, dated 21.03.2019. The rectification has not been made so far in web interface.
- iii) The liabilities have been shown as Rs 15,446.00 in head of expenditure 269.1.2.0.1402 for Manmunai South Eruvil Pattu through the amount has not been shown. The errors will not be made in coming day.

03. Cash flow Statement

- i) We denoted the deposit and advance account on that for 2018 if these were denoted in ACA-form. but that amount was not revealed as cash out flow by mistake. I inform that the mistakes will not be made in future.
- ii) The payment for 1401 (pro 1,2) have been solved directly by Railway Department to Treasury. After that, the copy of the account extract for treasury have been received under 1401 will be rectified fund allocation link with next month expenditure report. In this regard, donation and payments have also included under cash out flow. I inform that the errors will not be made in future.
- iii) Sales revenue Rs 103,100.00 has to be mentioned in investment cash flow. Even though, it was shown in functional cash flow by mistake. Therefore, the error will not be made in future.

04. Revenue Statement

We had included the amount Rs 141,555,915.00 with revenue and financial statement in this year because it had shown as revenue in allocation account under the revenue head as usually. The errors will not be made in future

M.Uthayakumar
Government Agent / District Secretary,
Batticaloa District