

**Annual Performance Report for 2019**  
**Department of Census and Statistics**  
**Expenditure Head No. 252**

Dr. I.R. Bandara  
Director General

## MESSAGE FROM THE DIRECTOR GENERAL



The Department of Census and Statistics (DCS), as the National Statistical Office in Sri Lanka, is mainly responsible for the collection, compilation, analysis and dissemination of the data requirements of the government and other data users. Apart from its responsibility of disseminating a wide range of statistics on the demographic, socio-economic characteristics of the country, DCS is required to recruit, train and place professional staff to all Government institutions requiring statistical services. In addition, it provides statistical consultancy services to the agencies that require assistance on statistical matters.

The year under review was especially gratifying, since many of the activities undertaken by the Department were completed with great success.

While I am looking forward to continue the activities commenced in the previous year, my sincere appreciation is extended to the staff of the Department for their commitment, dedication and untiring efforts to overcome all challenges and achieve the set targets of the year 2019. I wish to thank Public, Private Institutions and other Organizations and general public of the country who extended their co-operation to fulfill the targets of the Department.

Dr. I.R. Bandara  
Director General

Department of Census & Statistics  
"Sankyana Mandiraya"  
No.306/71, Polduwa Road  
Baththaramulla.  
May 2020

Telephone : +94 11 2147001  
Fax : +94 11 2147011  
E-mail : [dgcensus@statistics.gov.lk](mailto:dgcensus@statistics.gov.lk)  
Web Site : [www.statistics.gov.lk](http://www.statistics.gov.lk)

## Contents

	Page
Chapter 01 - Institutional Profile/Executive Summary .....	1
Chapter 02 – Progress and the Future Outlook .....	5
Chapter 03 - Overall Financial Performance for the Year .....	6
Chapter 04 – Performance indicators .....	18
Chapter 05- Performance of the achieving Sustainable Development Goals SDG .....	33
Chapter 06 - Human Resource Profile .....	33
Chapter 07– Compliance Report .....	39

## Chapter 01 - Institutional Profile/Execution Summary

### 1.1. Introduction

Department of Census and Statistics (DCS) is the central government agency responsible for providing data for the formulation of government policies and plans for the development of the country. Further, the department fulfills a wide range of data requirements from students to international users to meet the demand of data users. The department is constantly working on collecting, compiling and disseminating accurate, reliable and timely statistics on agriculture, industry, trade, population, national income and other demographic statistics based on censuses and surveys conducted by the Department with the objective of monitoring Socio-Economic Status of the country including Sustainable Development Goals.

### 1.2 Vision, Mission and Objectives of the Institution

#### Vision

To be the leader in the region in producing timely statistical information to achieve the country's development goals.

#### Mission

Contributing to socio-economic development of the country by providing accurate timely statistics, more effectively by means of new technology, and utilizing the services of dedicated staff under a strategic leadership to become a prosperous nation in the globalized environment.

### 1.3 Main Functions

Summarized below are the broad categories of functions performed by the department.

1. Censuses and Surveys conducted by the Department
  - The Department conducts the Census of Population and Housing once in ten years, and accordingly the next census is planned to be conducted in 2021. Plans for various stages of the census was carried out during this year. Preparation of census maps which is a major stage of the census also carried out during this year.
2. Other statistical activities performed by the Department on preparation and publishing of social and economic indicators of the country.
  - Compilation and dissemination of macroeconomic indicators including Gross Domestic Product (GDP) and economic growth rate for Sri Lanka.
  - Activities related to the preparation of indicators needed for achieving the Sustainable Development Goals of the country.
3. Censuses, Surveys and other statistical work carried out by the Statistical Branches established in Ministries and Departments.
4. Preparing and providing data requested by local and international data users
  - Statistical information collected by the Department through various censuses and surveys is provided according to the data dissemination policy of the department. These activities were performed while keeping the confidentiality of the information.

#### **1.4 Organization Chart (Annex 01)**

The organizational structure of this Department comprises of the Head Office in Colombo and island wide Statistics branches.

##### **Sections and Units of the Head Office**

Following 15 technical and services divisions and four special units coordinated the activities of the department conducted during the year 2019. The Head Office also comprises of an Internal Audit Division which provides necessary assistance in auditing the activities of the Department and providing necessary solutions in case of any issue that may arise.

##### **Technical aspects**

Division 1 Population Census and Demography

Division 2 Industry, Construction, Trade & Services

Division 3 Agriculture and Environment

Division 4 National Accounts

Division 5 Publications

Division 6 Library and Documentation

Division 7 Information and Communication Technology

Division 8 Administration and Accounts

Division 9 Sample Surveys

Division 10 Printing

Division 11 Field Management

Division 12 Training

Division 15 Research and Special Studies

Division 16 Prices and Wages

Section 18 Cartography

##### **Special Units**

Data Dissemination Unit

International Statistics Unit

Sustainable Development Goals Unit

Disaster Management Statistics Unit

##### **Island Wide Statistics Branches**

In addition to Head Office, statistical units of the Department are established in District Secretariats , Provincial Council Offices as well as in 331 divisional Secretariats throughout the island. An office has also been located in Thambuththegama in the Mahaweli H zone which belongs to the Mahaweli Development Division.

Statistics branches of these District Secretariats function under the supervision of Deputy Director / Senior Statistician / Statistician and a number of Statistical Officers, Statistical Assistants, Development Officers and several Information and Communication Technology Officers have been assigned to assist the officer. Surveys, censuses and other data collection activities conducted by the department in each district are carried out by these offices. These District Offices also coordinate statistical matters between the district and the head office. Statistical Officers or Statistical Assistants attached to Divisional Secretariats are engaged in field data collection.

In addition, statistics branches have been established in various departments and ministries and 57 such offices are currently functioning across the country. These statistics branches are headed by Deputy Director/ Senior Statistician/ Statistician/ Statistical Officer/ Statistical Assistant. These branch offices are engaged in collection, compilation and analyzing of statistics relevant for the institution in which the branch is situated. Coordinate statistical matters between the head office and related agencies is also done by these branches.

### 1.5 Departments under the Ministry/ Main Divisions of the Department /

#### Divisional Secretariats of the District Secretariat

Not relevant.

### 1.6 Institutions/Funds coming under the Ministry/Department/Provincial Council

Not relevant.

### 1.7 Details of the Foreign Funded Projects (if any)

Rs.000'

Name of the Project	Donor Agency	Budget line	Estimated cost of the project	Duration of the project
Women's Wellbeing Survey	United Nations Population fund (UNFPA)	252-1-1-22-2507	26,978	From January, 2018 to June 2020
Pilot Study on implementation of 19th ICLS International Conference of Labour Statistician	International Labour Organization and World Bank (ILO & WB)	252-1-1-23-2507	19,996	From January, 2018 to December, 2021
Child Module to the HIES	United Nations Child Fund (UNICEF)	252-1-1-24-2507	8,754	From June 2019 to December 2020
Household Survey on Drinking Water Quality	United Nations Child Fund (UNICEF)	252-1-1-25-2507	17,780	From September, 2019 to December, 2021
Census of Population and Housing - 2021 (Awareness Programme for Field Staff)	United Nations Population fund (UNFPA)	252-1-1-08-2507(3)	1,240	From January, 2019 to December, 2019
Implementing Information and Communication Technology Tools to Improve Data Collection and Management of National Survey in Support of the Sustainable Development Goals (AHS)	Government Consolidated fund and Asian Development Bank (GOSL & ADB)	252-1-1-21-2509	18,290	From January, 2017 to December, 2019

**Foreign Funded Projects conducted for other Ministries**

Rs. ,000

<b>Name of the Project</b>	<b>Donor Agency</b>	<b>Budget line</b>	<b>Estimated cost of the project</b>	<b>Duration of the project</b>
Inclusion of food insecurity experience scale(FIES) module to the household income and expenditure survey (HIES)	World Food Programme- Ministry of National Policies and Economic Affairs (WFP funds from Ministry of National Policies and Economic Affairs)	104-02-06-04-2202	3,400	From October 2018 to March 2021
Providing allocation for payments on activities of Census on Children in Children's Homes- 2019.	United Nations Children's Fund -(UNICEF Funds from Ministry of Women & Child Affairs and Dry Zone Development)	6000-0-0-13-0-33	6,250	From March 2019 to September 2020

## Chapter 02 – Progress and the Future Outlook

### Special Achievements, challenges and future goals

The department has many achievements during the last year. Some of them are listed below.

- Was able to compile several sustainable development indicators (SDGs) and to add new modules to existing surveys to collect data required for compiling some more SDG indicators.
- Improvement of National Statistics System of Sri Lanka with the assistance of foreign consultants.
- Planned to adopt new technological tools in the Census of Population and Housing 2021. Prepared census maps using new technology.
- Carried out data collection of surveys using new technology.
- Development of the department web site to achieve users' convenience.
- Was able to disseminate price indices and other statistics on due dates.
- Conducting several surveys first time in Sri Lanka to achieve special data requirements.
- Improvement of data dissemination strategies of the department.
- Gaining an income of Rs. 06 million by responding various personal data requests (except data requests received from research and development of the country).
- Taking necessary steps to fill a lot of staff vacancies, which existed for a number of years

In carrying out its functions, the department faced several challenges.

- Continued unresolved Supreme Court cases and other issues to fill staff vacancies.
- Issues relating to purchasing tablet computers to be used for the Census of Population and housing 2021.

We look forward to achieving the following goals by overcoming the challenges of the department

- Purchasing tablet computers needed for listing and enumeration stages of the Census of Population and Housing 2021 and conducting the census successfully.
- Filling vacancies remaining in the head office of the department and statistics branches in other institutions.
- Conducting surveys that have been postponed due to the Easter attack.

Chapter 03 - Overall Financial Performance for the Year ended 31<sup>st</sup> December 2019

## 3.1 Statement of Financial Performance

					ACA -F	
Statement of Financial Performance						
for the period ended 31 <sup>st</sup> December 2019						
					Rs.	
Budget 2019	Note	Actual				
		2019	2018			
-	<b>Revenue Receipts</b>		-	-		
-	Income Tax	1	-	-	} ACA-1	
-	Taxes on Domestic Goods & Services	2	-	-		
-	Taxes on International Trade	3	-	-		
-	Non Tax Revenue & Others	4	-	-		
-	<b>Total Revenue Receipts (A)</b>		-	-		
-	<b>Non Revenue Receipts</b>		-	-		
-	Treasury Imprests		919,837,916	813,073,143	} ACA-3	
-	Deposits		29,702,796	24,410,338	} ACA-4	
-	Advance Accounts		54,773,933	48,586,107	} ACA-5/5(a)/5(b)	
-	Other Receipts		64,639,210	46,417,766		
-	<b>Total Non Revenue Receipts (B)</b>		<b>1,068,953,855</b>	<b>932,487,354</b>		
-	<b>Total Revenue Receipts &amp; Non Revenue Receipts C = (A)+(B)</b>		<b>1,068,953,855</b>	<b>932,487,354</b>		
	<b>Less: Expenditure</b>					
-	<b>Recurrent Expenditure</b>		-	-	} ACA-2(ii)	
712,500,000	Wages, Salaries & Other Employment Benefits	5	708,242,079	658,798,284		
187,187,225	Other Goods & Services	6	180,627,329	162,255,814		
13,330,000	Subsidies, Grants and Transfers	7	13,113,757	13,290,963		
-	Interest Payments	8	-	-		
12,775	Other Recurrent Expenditure	9	12,775	4,950		
<b>913,030,000</b>	<b>Total Recurrent Expenditure (D)</b>		<b>901,995,940</b>	<b>834,350,011</b>		
	<b>Capital Expenditure</b>					
15,050,000	Rehabilitation & Improvement of Capital Assets	10	10,760,017	20,507,479	} ACA-2(ii)	
14,100,000	Acquisition of Capital Assets	11	10,210,481	21,156,433		
-	Capital Transfers	12	-	-		
-	Acquisition of Financial Assets	13	-	-		
10,050,000	Capacity Building	14	9,897,079	12,786,403		
111,848,000	Other Capital Expenditure	15	95,579,887	22,457,102		
<b>151,048,000</b>	<b>Total Capital Expenditure (E)</b>		<b>126,447,464</b>	<b>76,907,417</b>		
	<b>Main Ledger Expenditure (F)</b>		<b>97,944,581</b>	<b>57,901,296</b>		
	<b>Deposit Payments</b>		42,187,981	20,336,071	} ACA-4	
	<b>Advance Payments</b>		55,756,600	37,565,225	} ACA-5/5(a)/5(b)	
	<b>Total Expenditure G = (D+E+F)</b>		<b>1,126,387,985</b>	<b>969,158,724</b>		
-	<b>Imprest Balance as at 31<sup>st</sup> December..... H = (C-G)</b>		<b>(57,434,130)</b>	<b>(36,671,370)</b>		

### 3.3 Statement of Financial Position

				ACA-P
<b>Statement of Financial Position</b>				
<b>As at 31<sup>st</sup> December 2019</b>				
			<b>Actual</b>	
	<b>Note</b>		<b>2019</b>	<b>2018</b>
			<b>Rs</b>	<b>Rs</b>
<b><u>Non Financial Assets</u></b>				
Property, Plant & Equipment	<b>ACA-6</b>		2,914,655,149	2,776,001,859
<b><u>Financial Assets</u></b>				
Advance Accounts	<b>ACA-5/5(a)</b>		118,554,297	117,571,630
Cash & Cash Equivalents	<b>ACA-3</b>		464,931	3,192,199
<b>Total Assets</b>			<b>3,033,674,377</b>	<b>2,896,765,688</b>
<b><u>Net Assets / Equity</u></b>				
Net Worth to Treasury			106,057,818	92,589,967
Property, Plant & Equipment Reserve			2,914,655,149	2,776,001,859
Rent and Work Advance Reserve	<b>ACA-5(b)</b>			
<b><u>Current Liabilities</u></b>				
Deposits Accounts	<b>ACA-4</b>		12,496,479	24,981,663
Imprest Balance	<b>ACA-3</b>		464,931	3,192,199
<b>Total Liabilities</b>			<b>3,033,674,377</b>	<b>2,896,765,688</b>
<p>Detail Accounting Statements in ACA format Nos. 1 to 6 presented in pages from ..... to..... and Notes to accounts presented in pages from ..... to ..... form and integral parts of these Financial Statements. The Financial Statements have been prepared in complying with the Generally Accepted Accounting Principles whereas most appropriate Accounting Policies are used as disclosed in the Notes to the Financial Statements and hereby certify that figures in these Financial Statements, Notes to accounts and other relevant accounts were reconciled with the Treasury Books of Accounts and found to in agreement.</p>				
.....	.....		.....	
Chief Accounting Officer	Accounting Officer		Chief Financial Officer/ Chief Accountant/	
Name :	Name :		Director (Finance)/ Commissioner (Finance)	
Designation :	Designation :		Name :	
Date :	Date :		Date :	

### 3.4 Statement of Cash Flows

	ACA-C	
<b>Statement of Cash Flows</b>		
<b>for the Period ended 31<sup>st</sup> December 2019</b>		
	Actual	
	2019 Rs.	2018 Rs.
<b>Cash Flows from Operating Activities</b>		
Total Tax Receipts	-	-
Fees, Fines, Penalties and Licenses	-	-
Profit	-	-
Non Revenue Receipts	984,477,126	859,490,909
Revenue Collected from the Other Heads	-	-
Imprest Received	-	-
<b>Total Cash generated from Operations (a)</b>	<b>984,477,126</b>	<b>859,490,909</b>
<b>Less - Cash disbursed for:</b>		
Personal Emoluments & Operating Payments	854,916,122	788,461,742
Subsidies & Transfer Payments	13,113,757	13,290,963
Expenditure on Other Heads	2,803,571	-
Imprest Settlement to Treasury	464,931	3,192,199
<b>Total Cash disbursed for Operations (b)</b>	<b>871,298,381</b>	<b>804,944,904</b>
<b>NET CASH FLOW FROM OPERATING ACTIVITIES(C)=(a)-(b)</b>	<b>113,178,745</b>	<b>54,546,005</b>
<b>Cash Flows from Investing Activities</b>		
Interest	-	-
Dividends	-	-
Divestiture Proceeds & Sale of Physical Assets	-	-
Recoveries from On Lending	-	-
Recoveries from Advance	40,303,242	38,736,031
<b>Total Cash generated from Investing Activities (d)</b>	<b>40,303,242</b>	<b>38,736,031</b>
<b>Less - Cash disbursed for:</b>		
Purchase or Construction of Physical Assets & Acquisition of Other Investment	92,759,970	70,453,351
Advance Payments	46,496,501	24,963,679
<b>Total Cash disbursed for Investing Activities (e)</b>	<b>139,256,471</b>	<b>95,417,030</b>
<b>NET CASH FLOW FROM INVESTING ACTIVITIES( F)=(d)-(e)</b>	<b>(98,953,229)</b>	<b>(56,680,999)</b>
<b>NET CASH FLOWS FROM OPERATING &amp; INVESTMENT ACTIVITIES (g)=(c) + (f)</b>	<b>14,225,516</b>	<b>(2,134,994)</b>
<b>Cash Flows from Financing Activities</b>		
Local Borrowings	-	-
Foreign Borrowings	-	-
Grants Received	-	-
Deposit Received	29,702,796	24,410,338
<b>Total Cash generated from Financing Activities (h)</b>	<b>29,702,796</b>	<b>24,410,338</b>
<b>Less - Cash disbursed for:</b>		
Repayment of Local Borrowings	-	-
Repayment of Foreign Borrowings	-	-
Deposit Payments	42,187,981	20,336,071
<b>Total Cash disbursed for Financing Activities (i)</b>	<b>42,187,981</b>	<b>15,288,888</b>
<b>NET CASH FLOW FROM FINANCING ACTIVITIES (J)=(h)-(i)</b>	<b>(12,485,185)</b>	<b>15,288,888</b>
<b>Net Movement in Cash (k) = (g) -(j)</b>	<b>26,710,701</b>	<b>(618,450)</b>
<b>Opening Cash Balance as at 01<sup>st</sup> January</b>	<b>-</b>	<b>-</b>
<b>Closing Cash Balance as at 31<sup>st</sup> December</b>	<b>-</b>	<b>-</b>

### 3.5 Notes to the Financial Statements

#### Basis of Reporting

##### 1. Reporting Period

The reporting period for these Financial Statements is from 1<sup>st</sup> January to 31<sup>st</sup> December 2019.

##### 2. Basis of Measurement

The Financial Statements have been prepared on historical cost modified by the revaluation of certain assets and accounted on a modified cash basis, unless otherwise specified.

The figures of the Financial Statements are presented in Sri Lankan rupees rounded to the nearest rupee.

##### 3. Recognition of Revenue

Exchange and non-exchange revenues are recognized on the cash receipts during the accounting period irrespective of relevant revenue period.

##### 4. Recognition and Measurement of Property, Plant and Equipment (PP&E)

An item of Property, Plant and Equipment is recognized when it is probable that future economic benefit associated with the assets will flow to the entity and the cost of the assets can be reliably measured.

PP&E are measured at a cost and revaluation model is applied when cost model is not applicable.

##### 5. Property, Plant and Equipment Reserve

This revaluation reserve account is the corresponding account of PP&E.

##### 6. Cash and Cash Equivalents

Cash & cash equivalents include local currency notes and coins on hand as at 31<sup>st</sup> December 2019.

### 3.6 Performance of the Revenue Collection

Not relevant to the Department

		Rs. ,000			
Revenue Code	Description of the Revenue Code	Revenue Estimate		Collected Revenue	
		Original	Final	Amount (Rs.)	as a % of Final Revenue Estimate

**3.7 Performance of the Utilization of Allocation**

Rs. ,000

Type of Allocation	Allocation		Actual Expenditure	Allocation Utilization as a % of Final Allocation
	Original	Final		
<b>Recurrent</b>	900,000	913,030	901,996	98.79%
<b>Capital</b>	107,000	151,048	126,447	83.71%

**3.8 In terms of F.R.208 grant of allocations for expenditure to this Department/District Secretariat/Provincial Council as an agent of the other Ministries/ Departments**

Rs. ,000

Serial No.	Ministry/Department which received the allocation	Purpose of the Allocation	Allocation		Actual Expenditure	Allocation Utilization as a % of Final Allocation
			Original	Final		
1	Ministry of National Policies, Economic Affairs	Payments for Graduate trainees(104-1-2-0-1003)	100	100	77	77%
2	Ministry of National Policies, Economic Affairs	For the Food Insecurity Experience Scale Module to the Household Income & Expenditure Survey (104-2-6-4-2202/13)	2,213	2,213	2,213	100%
3	Ministry of Health, Nutrition & Indigenous Medicine	For STEP Survey (111-2-14-37-2509-03)	1,000	1,000	513	51%

**3.9 Performance of the Reporting of Non-Financial Assets**

Rs. ,000

Assets Code	Code Description	Balance as per Board of Survey Report as at 31.12.2019	Balance as per financial Position Report as at 31.12.2019	Yet to be Accounted	Reporting Progress as a %
9151	Building and Structures	1,184,910.2	1,184,910.2	-	100%
9152	Machinery and Equipment	557,108.7	542,934.5	14,174.2	97%
9153	Land	1,186,810.5	1,186,810.5	-	100%
9154	Intangible Assets				
9155	Biological Assets				
9160	Work in Progress				
9180	Lease Assets				

**3.10 Auditor General's Report\*\***

\*\* The final audit report issued by the Auditor General to be scanned and placed here while submitting to the Parliament.



**ජාතික විගණන කාර්යාලය**  
**தேசிய கணக்காய்வு அலுவலகம்**  
**NATIONAL AUDIT OFFICE**




මගේ අංකය  
எனது இல.  
My No.

විආර්ථ/විසිඵල/02/19/99

ඔබේ අංකය  
உமது இல.  
Your No.

දිනය  
திகதி  
Date

2020 ජූනි / 2 දින



අධ්‍යක්ෂ ජනරාල්  
 ජනලේඛන හා සංඛ්‍යාලේඛන දෙපාර්තමේන්තුව

ජනලේඛන හා සංඛ්‍යාලේඛන දෙපාර්තමේන්තුවේ 2019 දෙසැම්බර් 31 දිනෙන් අවසන් වර්ෂය සඳහා වූ මූල්‍ය ප්‍රකාශන පිළිබඳව 2018 අංක 19 දරන ජාතික විගණන පනතේ 11(1) වගන්තිය ප්‍රකාරව විගණකාධිපති සම්පිණ්ඩන වාර්තාව.


යටපත්කරන වාර්තාව හා විගණන මූල්‍ය ප්‍රකාශන මේ සමඟ එවමි.

එස්. එම්. ඩී. එස්. සුදිස් රෝහිත  
 නියෝජ්‍ය විගණකාධිපති  
 විගණකාධිපති වෙනුවට



පිටපත:- 1. අධ්‍යක්ෂ ජනරාල්, රාජ්‍ය ගිණුම් දෙපාර්තමේන්තුව -  
 (2019 දෙසැම්බර් 03 දිනැති අංක 271/2019 දරන රාජ්‍ය ගිණුම් වක්‍රලේඛයේ 9(ii) ඡේදය පරිදි සහතික කරන ලද මූල්‍ය ප්‍රකාශයන්හි පිටපතක් හා උක්ත වාර්තාවේ පිටපතක් මේ සමඟ එවමි.)

2. ලේකම් - මුදල්, ආර්ථික සහ ප්‍රතිපත්ති සංවර්ධන අමාත්‍යාංශය - (කා.දැ.ස)





# ජාතික විගණන කාර්යාලය

## தேசிய கணக்காய்வு அலுவலகம்

### NATIONAL AUDIT OFFICE



මගේ අංකය  
எனது இல. }  
My No. }

විආර්ථ/විසිඳු/02/19/99

ඔබේ අංකය  
உமது இல. }  
Your No. }

දිනය  
திகதி }  
Date }

2020 ජූනි / 2 දින

ගණන්දීමේ නිලධාරී

ජනලේඛන හා සංඛ්‍යාලේඛන දෙපාර්තමේන්තුව

ජනලේඛන හා සංඛ්‍යාලේඛන දෙපාර්තමේන්තුවේ 2019 දෙසැම්බර් 31 දිනෙන් අවසන් වර්ෂය සඳහා වූ මූල්‍ය ප්‍රකාශන පිළිබඳව 2018 අංක 19 දරන ජාතික විගණන පනතේ 11(1) වගන්තිය ප්‍රකාරව විගණකාධිපති සම්පිණ්ඩන වාර්තාව.

1. මූල්‍ය ප්‍රකාශන

1.1 තත්ත්වගණනය කළ මතය

ජනලේඛන හා සංඛ්‍යාලේඛන දෙපාර්තමේන්තුවේ 2019 දෙසැම්බර් 31 දිනට මූල්‍ය තත්ත්වය ප්‍රකාශය, එදිනෙන් අවසන් වර්ෂය සඳහා වූ මූල්‍ය කාර්යසාධන ප්‍රකාශය හා මුදල් ප්‍රවාහ ප්‍රකාශවලින් සමන්විත 2019 දෙසැම්බර් 31 දිනෙන් අවසන් වර්ෂය සඳහා වූ මූල්‍ය ප්‍රකාශන 2018 අංක 19 දරන ජාතික විගණන පනතේ විධිවිධාන සමඟ සංයෝජිතව කියවිය යුතු ශ්‍රී ලංකා ප්‍රජාතාන්ත්‍රික සමාජවාදී ජනරජයේ ආණ්ඩුක්‍රම ව්‍යවස්ථාවේ 154(1) ව්‍යවස්ථාවේ ඇතුළත් විධිවිධාන ප්‍රකාර මාගේ විධානය යටතේ විගණනය කරන ලදී. 2018 අංක 19 දරන ජාතික විගණන පනතේ 11(1) වගන්තිය ප්‍රකාරව ජනලේඛන හා සංඛ්‍යාලේඛන දෙපාර්තමේන්තුව වෙත ඉදිරිපත් කරනු ලබන මෙම මූල්‍ය ප්‍රකාශන පිළිබඳව මාගේ අදහස් දැක්වීම් හා නිරීක්ෂණයන් මෙම වාර්තාවේ සඳහන් වේ. ශ්‍රී ලංකා ප්‍රජාතාන්ත්‍රික සමාජවාදී ජනරජයේ ආණ්ඩුක්‍රම ව්‍යවස්ථාවේ 154(6) ව්‍යවස්ථාව සමඟ සංයෝජිතව කියවිය යුතු 2018 අංක 19 දරන ජාතික විගණන පනතේ 10 වගන්තිය ප්‍රකාරව ඉදිරිපත් කළ යුතු විගණකාධිපති වාර්තාව යථා කාලයේදී පාර්ලිමේන්තුව වෙත ඉදිරිපත් කරනු ලැබේ.

මෙම වාර්තාවේ 1.6 ඡේදයේ දක්වා ඇති කරුණුවලින් වන බලපෑම හැර, 2019 දෙසැම්බර් 03 දිනැති අංක 271/2019 දරන රාජ්‍ය ගිණුම් වක්‍රලේඛයේ විධිවිධාන ප්‍රකාරව පිළියෙල කළ එම මූල්‍ය ප්‍රකාශනවලින් 2019 දෙසැම්බර් 31 දිනට ජනලේඛන හා සංඛ්‍යාලේඛන දෙපාර්තමේන්තුවේ මූල්‍ය තත්ත්වය සහ එදිනෙන් අවසන් වර්ෂය සඳහා එහි මූල්‍ය කාර්යසාධනය හා මුදල් ප්‍රවාහය පොදුවේ පිළිගත් ගිණුම්කරණ මූලධර්මවලට අනුකූලව සත්‍ය හා සාධාරණ තත්ත්වයක් පිළිබිඹු කරන බව මා දරන්නා වූ මතය වේ.



1.2 තත්වගණනය කළ මතය සඳහා පදනම

ශ්‍රී ලංකා විගණන ප්‍රමිතීන්ට (ශ්‍රී.ලං.වි.ප්‍ර) අනුකූලව මා විගණනය සිදු කරන ලදී. මූල්‍ය ප්‍රකාශන සම්බන්ධයෙන් මාගේ වගකීම, විගණකගේ වගකීම යන වගන්තියේ තවදුරටත් විස්තර කර ඇත. මාගේ මතය සඳහා පදනමක් සැපයීම උදෙසා මා විසින් ලබා ගෙන ඇති විගණන සාක්ෂි ප්‍රමාණවත් සහ උචිත බව මාගේ විශ්වාසයයි.

1.3 මූල්‍ය ප්‍රකාශය සම්බන්ධයෙන් ප්‍රධාන ගණන්දීමේ නිලධාරීගේ හා ගණන්දීමේ නිලධාරීගේ වගකීම

පොදුවේ පිළිගත් ගිණුම්කරණ මූලධර්මවලට අනුකූලව සත්‍ය හා සාධාරණ තත්වයක් පිළිබිඹු කෙරෙන පරිදි 2019 දෙසැම්බර් 03 දිනැති අංක 271/2019 දරන රාජ්‍ය ගිණුම් වක්‍රලේඛයේ විධිවිධාන ප්‍රකාරව මූල්‍ය ප්‍රකාශන පිළියෙල කිරීම හා වංචා සහ වැරදි හේතුවෙන් ඇති විය හැකි ප්‍රමාණාත්මක සාවද්‍ය ප්‍රකාශනයන්ගෙන් තොරව මූල්‍ය ප්‍රකාශන පිළියෙල කිරීමට හැකි වනු පිණිස අවශ්‍යවන අභ්‍යන්තර පාලනය තීරණය කිරීම ගණන්දීමේ නිලධාරීගේ වගකීම වේ.

2018 අංක 19 දරන ජාතික විගණන පනතේ 16(1) වගන්තිය ප්‍රකාරව දෙපාර්තමේන්තුව විසින් වාර්ෂික හා කාලීන මූල්‍ය ප්‍රකාශන පිළියෙල කිරීමට හැකිවන පරිදි ස්වකීය ආදායම්, වියදම්, වත්කම් හා බැරකම් පිළිබඳ නිසි පරිදි පොත්පත් හා වාර්තා පවත්වා ගෙන යා යුතුය.

ජාතික විගණන පනතේ 38(1)(ඇ) උප වගන්තිය ප්‍රකාරව දෙපාර්තමේන්තුවේ කාර්යාලයේ මූල්‍ය පාලනය සඳහා සඵලදායී අභ්‍යන්තර පාලන පද්ධතියක් සකස් කර පවත්වා ගෙන යනු ලබන බවට ගණන්දීමේ නිලධාරී සහතික විය යුතු අතර එම පද්ධතියේ සඵලදායීත්වය පිළිබඳව කලින් කල සමාලෝචනයක් සිදු කර ඒ අනුව පද්ධතිය ඵලදායී ලෙස කරගෙන යාමට අවශ්‍ය වෙනස්කම් සිදු කරනු ලැබිය යුතුය.

1.4 මූල්‍ය ප්‍රකාශන විගණනය පිළිබඳ විගණකගේ වගකීම

සමස්ථයක් ලෙස මූල්‍ය ප්‍රකාශන, වංචා හා වැරදි හේතුවෙන් ඇතිවන ප්‍රමාණාත්මක සාවද්‍ය ප්‍රකාශනයන්ගෙන් තොර බවට සාධාරණ තහවුරුවක් ලබාදීම සහ මාගේ මතය ඇතුළත් විගණකාධිපති වාර්තාව නිකුත් කිරීම මාගේ අරමුණ වේ. සාධාරණ සහතිකවීම උසස් මට්ටමේ සහතිකවීමක් වන නමුත්, ශ්‍රී ලංකා විගණන ප්‍රමිති ප්‍රකාරව විගණනය සිදු කිරීමේදී එය සෑම විටම ප්‍රමාණාත්මක අවප්‍රකාශනයන්ගෙන් තොර බවට තහවුරු කිරීමක් නොවනු ඇත. වංචා සහ වැරදි තනි හෝ සාමූහික ලෙස බලපෑම නිසා ප්‍රමාණාත්මක අවප්‍රකාශනයන් ඇති විය



හැකි අතර, මෙම මූල්‍ය ප්‍රකාශන පදනම් කර ගනිමින් පරිශීලකයන් විසින් ආර්ථික තීරණ ගැනීමේදී ඒ පිළිබඳව සැලකිලිමත් විය යුතුය.

මා විසින් වෘත්තීය විනිශ්චය සහ වෘත්තීය සැකවුසුබවින් යුතුව ශ්‍රී ලංකා විගණන ප්‍රමිති ප්‍රකාරව විගණනය කරන ලදී. තවද,

- වංචා හෝ වැරදි හේතුවෙන් මූල්‍ය ප්‍රකාශනවල ඇති විය හැකි ප්‍රමාණාත්මක සාවද්‍ය ප්‍රකාශයන්ගේ අවදානම් හඳුනාගැනීමේදී හා තක්සේරු කිරීමේදී අවස්ථාවෝචිතව උචිත විගණන පරිපාටි සැලසුම් කිරීමෙන් වංචා සහ වැරදි හේතුවෙන් ඇතිවන්නා වූ අවදානම් මඟ හරවා ගැනීමට, ප්‍රමාණවත් සහ සුදුසු විගණන සාක්ෂි ලබා ගැනීම මාගේ මතයට පදනම් වේ. ප්‍රමාණාත්මක සාවද්‍ය ප්‍රකාශයන්ගෙන් සිදුවන බලපෑමට වඩා වංචාවකින් සිදුවන්නා වූ බලපෑම ප්‍රබල වන අතර, දුස්සන්ධානය, ව්‍යාජ ලේඛන සැකසීම, වෙනනාන්විත මඟහැරීම, හෝ අභ්‍යන්තර පාලනයන් මඟ හැරීම වංචාවක් ඇතිවීමට හේතුවේ.
- අවස්ථාවෝචිතව උචිත විගණන පරිපාටි සැලසුම් කිරීම පිණිස දෙපාර්තමේන්තුවේ අභ්‍යන්තර පාලනයේ ස්ඵලදායීත්වය පිළිබඳ මතයක් ප්‍රකාශ කිරීමට අදහස් නොකරයි.
- හෙළිදරව් කිරීම් ඇතුළත් මූල්‍ය ප්‍රකාශනවල ව්‍යුහය සහ අන්තර්ගතය සඳහා පාදක වූ ගනුදෙනු හා සිද්ධීන් උචිත හා සාධාරණ අයුරින් මූල්‍ය ප්‍රකාශනවල ඇතුළත් බව ඇගයීම.
- සමස්ථයක් ලෙස මූල්‍ය ප්‍රකාශන ඉදිරිපත් කිරීමේදී, මූල්‍ය ප්‍රකාශනවල ව්‍යුහය හා අන්තර්ගතය සඳහා පාදක වූ ගනුදෙනු හා සිද්ධීන් උචිත හා සාධාරණව ඇතුළත් වී ඇති බව,

මාගේ විගණනයෙන් හඳුනාගත් වැදගත් විගණන සොයාගැනීම්, ප්‍රධාන අභ්‍යන්තර පාලන දුර්වලතා හා අනෙකුත් කරුණු පිළිබඳව ගණන්දීමේ නිලධාරී දැනුවත් කරන ලදී.

1.5 වෙනත් නෛතික අවශ්‍යතා පිළිබඳ වාර්තාව

2018 අංක 19 දරන ජාතික විගණන පනතේ 6(ඇ) වගන්තිය ප්‍රකාරව පහත සඳහන් කරුණු මා ප්‍රකාශ කරමි.

- (අ) පහත සඳහන් පරිදි මූල්‍ය ප්‍රකාශන ඉකුත් වර්ෂය සමඟ අනුරූප නොවීමක් දක්නට ලැබුණි. 2018 දෙසැම්බර් 31 දිනට රු. 2,776,001,859 ක් වූ දේපළ, පිරිසහ හා උපකරණවල 2019 ජනවාරි 01 දිනට ආරම්භක ශේෂය රු.3,130,760,785 වන සේ



සංශෝධනය කර තිබුණද, මූල්‍ය තත්ත්වය පිළිබඳ ප්‍රකාශයේ ඉකුත් වර්ෂයේ සංඛ්‍යාවන් සංශෝධිතව ඉදිරිපත් කර නොතිබුණි.

(ආ) ඉකුත් වර්ෂයට අදාළ මූල්‍ය ප්‍රකාශන පිළිබඳව මා විසින් කර තිබුණු නිර්දේශ ක්‍රියාත්මක කර තිබුණි.

1.6 මූල්‍ය ප්‍රකාශන පිළිබඳ අදහස් දැක්වීම

1.6.1 මූල්‍ය තත්ත්වය පිළිබඳ ප්‍රකාශය

1.6.1.1 මූල්‍ය නොවන වත්කම්

පහත සඳහන් නිරීක්ෂණයන් කරනු ලැබේ.

(අ) මූල්‍ය නොවන වත්කම්වල වටිනාකම රු.4,574,178 ක් වූ පොත්, සඟරා හා ලේඛනවලට අදාළව 2019 දෙසැම්බර් 31 දිනට භාණ්ඩ සමීක්ෂණය සිදුකර වාර්තා විගණනය වෙත ඉදිරිපත් කර නොතිබුණි.

(ආ). වැය ලෙජරය අනුව සමාලෝචිත වර්ෂය තුළ මිලදී ගත් ගෘහ භාණ්ඩ හා කාර්යාලීය උපකරණ සහ යන්ත්‍ර හා යන්ත්‍රෝපකරණ වටිනාකම රු.10,210,481 ක් වූවත් මූල්‍ය නොවන වත්කම් පිළිබඳ ප්‍රකාශයේ මිලදී ගැනීම් ලෙස රු.5,499,783 ක් පමණක් දක්වා තිබුණි. ඒ අනුව තොරතුරු ලබාගැනීමට නොහැකිවීම නිසා රු.1,460,695ක් වූ වත්කම් ගිණුම්ගතකර නොතිබුණු අතර ඉකුත් වර්ෂයේ වත්කම් මිලදීගැනීමකට අදාළව සමාලෝචිත වර්ෂයේදී කරන ලද රු.3,247,013 ක ගෙවීම ආරම්භක ශේෂයට ගැලපීම් කර තිබුණි.

(ඇ). මූල්‍ය ප්‍රකාශනවල පොත්වලින් කපා හැරීම පිළිබඳ ප්‍රකාශය (සටහන iii ) හි වටිනාකම රු.4,494,000 ක් වූ කැබ් රථය අනතුරකට පත්වීමෙන් අනතුරුව අබලි වාහනයක් ලෙස රක්ෂණ සංස්ථාවට පැවරීම, වටිනාකම රු.317,466 ක් වූ ටැබ්ලට් පරිගණක 04 ක් අස්ථානගතවීම හා වටිනාකම රු.3,26,000 ක් වූ Digital Display Unit එක විනාශවීමෙන් සිදු වූ අලාභය පිළිබඳ තොරතුරු ඇතුළත් කර නොතිබුණි.

2. මූල්‍ය සමාලෝචනය

2.1 වියදම් කළමනාකරණය

2.1.1 සමාලෝචිත වර්ෂයේදී වැය විෂයයන් 04 ක් සඳහා රු.මිලියන 16.59 ක අධි ප්‍රතිපාදන සලසා තිබීම නිසා එම ප්‍රතිපාදන උපයෝජනය කළ පසු රු.මිලියන 8.54ක ප්‍රතිපාදන ඉතිරිවී තිබුණි. එම ඉතිරිය සලසා තිබුණු ශුද්ධ ප්‍රතිපාදනයෙන් සියයට 35.97 ක සිට සියයට 76.42ක පරාසයක ප්‍රමාණයක් වී තිබුණි.




2.1.2 2019 අයවැය කථාවේ 212 ඡේදයට අනුව 2019 වර්ෂය සඳහා ප්‍රාග්ධන වියදම් වෙනුවෙන් වෙන් කරන ලද ප්‍රතිපාදනවලින් සියයට 15 ක් ද, 2019 සැප්තැම්බර් 24 දිනැති හා අංක 5/2019 දරන ජාතික අයවැය වක්‍රලේඛය අනුව ප්‍රාග්ධන වියදම් වෙනුවෙන් වෙන් කර ඇති ප්‍රතිපාදනවලින් කඩදුරටත් සියයට 10 ක් ද ඉතිරි කරගත යුතු බව දැක්වෙනත් සමාලෝචිත වර්ෂයේදී ප්‍රාග්ධන වැය විෂයයන් දහයක් සඳහා රු. මිලියන 135.7 ක ප්‍රතිපාදන සලසා තිබුණු අතර ඉතිරිවීම් රු.මිලියන 16.5 ක් විය. එම ඉතිරිවීම් සලසා තිබුණු ශුද්ධ ප්‍රතිපාදනයන් සියයට 0.17 සිට 21 දක්වා පරාසයක විය.

2.2 තැන්පතු ගිණුම් ශේෂ

2019 දෙසැම්බර් 31 දිනට දෙපාර්තමේන්තුව යටතේ වූ පොදු තැන්පත් ගිණුම් 4 කට අදාලව ශේෂවල එකතුව රු.12,496,478 ක් විය. එයින් අංක 6000/0/0/018/0/023 දරන තැන්පතු ගිණුමේ සහන පදනම මත දෙපාර්තමේන්තු නිලධාරීන්ට ලබාදෙනු ලැබූ යතුරු පැදි සඳහා රේගු දෙපාර්තමේන්තුවට ගෙවිය යුතු වූ රේගු ගාස්තු රු.8,588,929ක් පැවති අතර මෙම තැන්පතු වසර දෙකකට අධික කාලයක් තිස්සේ පවතින්නකි.

3. මෙහෙයුම් සමාලෝචනය හා කාර්යසාධනය

ඉදිරිපත් කරනු ලබන මූල්‍ය ප්‍රකාශනවල සඳහන් ආදායම්, වියදම්, වත්කම් හා වගකීම් සම්බන්ධයෙන් මෙහෙයුම් සමාලෝචනය, තිරසාර සංවර්ධනය, යහපාලනය හා මානව සම්පත් කළමනාකරණයට අදාළ විගණන නිරීක්ෂණ ඉහත 1.1 ඡේදයේ දක්වා ඇති 2018 අංක 19 දරන ජාතික විගණන පනතේ 10 වගන්තිය ප්‍රකාරව ඉදිරිපත් කරනු ලබන වාර්තාවට ඇතුළත් කරනු ලැබේ.

  
එස්. එම්. ඩී. එස්. සුද්දී රෝහිත  
නියෝජ්‍ය විගණකාධිපති  
විගණකාධිපති වෙනුවට.

## Chapter 04 – Performance indicators

## 4.1 Performance indicators of the Institution (Based on Action Plan)

Specific indicators	Actual output as a percentage (%) of expected output		
	90% - 100%	75% - 89%	50% - 74%
Publish Macroeconomic Indicators including GDP, according to the data release calendar of the Department	100		
Publish Labor Market Indicators (Employment and Unemployment) According to the standard of Special Data	100		
Took action according to the micro data issuance policy	97		

In addition, the progress of the performance indices calculated based on the work done by each division of the head office during the last year is given below.

## Division 01

	Specific indicators	Actual output as a percentage (%) of expected output		
		90% - 100%	75% - 89%	50% - 74%
<b>1</b>	<b>Planning activities on Census of Population and Housing - 2021</b>			
<b>I</b>	<b>Preparation of CAPI programmes</b>			
a	Preparation of CAPI programmes for pre testing forms in listing and enumeration stages	100	-	-
b	Pre-testing for listing form and questionnaire using Paper and the tablet computers			
1	(1) Using PAPI	100	-	-
2	(2) Using CAPI	100	-	-
c	Finalizing CAPI programmes	100	-	-
<b>II</b>	<b>E-census</b>			
a	Planning for the Development of application for e-census	100	-	-
b	Pre-testing the method of application	-	-	-
c	Preparation of instruction manuals	-	-	60
<b>III</b>	<b>Preparation of computer assisted coding system</b>			
a	a) Preparation of coding system	100	-	-
b	b) Preparation of computer assisted coding system	100	-	-

IV	<b>Data dissemination plan</b>	100	-	-
V	<b>Data processing</b>			
a	Updating the master record on census blocks (MRCB)	100	-	-
b	Generating monitoring tools from MRCB to be used in pilot census, listing stage, enumeration stage and post enumeration	100	-	-
c	Developing tools for checking accuracy, imputation, generating summary reports etc.	100	-	-
VI	Preparation of the handbook for listing officers and training guide, supervision guide, e-manual on operating tablet computers, guide book for census commissioners, deputy census commissioners (from all three languages) to be used for pilot census and listing stage	100	-	-
VII	<b>Publicity for the census</b>			
a	Preparation of publicity plan	100	-	-
b	Implementing publicity plan publishing new paper articles, radio & TV programmes, awareness programmes for general public, school children & university students	100	-	-
VIII	<b>Conducting pilot census</b>			
a	Planning activities of the pilot census:	100	-	-
b	Conducting awareness programmes for DCS staff	100	-	-
c	Planning to conduct training programmes for DCS field staff, enumerators and other staff	100	-	-
IX	<b>Implementing procurement plan</b>			
a	Procurement of computers and other accessories	100	-	-
b	Procurement of stationery and other equipments needed for census	100	-	-
X	<b>Preparation of village list</b>	100	-	-
XI	<b>Training of census methodologies, concepts &amp; definitions, census data processing etc.</b>			
a	Training of census methodologies, concepts & definitions, census data processing etc.	100	-	-
b	Developing a team of training of trainers for conducting census classes	100	-	-
XII	<b>Stakeholder meeting</b>	100	-	-
2	<b>Conducting statistical literacy improvement programmes</b>	100	-	-
3	<b>Dissemination of data for data users</b>	100	-	-

**ANNUAL PERFORMANCE REPORT 2019**

**Division 2**

Specific indicators	Actual output as a percentage (%) of expected output		
	90% - 100%	75% - 89%	50% - 74%
Annual Survey of Industries - 2018	95		
Annual Survey of Industries - 2019	90		
Annual Survey of Trade & Service – 2018		85	
Annual Survey of Trade & Service – 2019		85	
Annual Survey of Construction - 2018	90		
Annual Survey of Construction - 2019			60
Monthly Survey of Index of Industrial Production – 2017/18	100		
Quarterly Survey of Industrial Production – 2019	100		
Quarterly Survey of Industrial Production – 2018	100		
Quarterly Survey of Trade & Service - 2018	100		
Statistical Business Register (SBR)	100		

**Division 3**

Specific indicators	Actual output as a percentage (%) of expected output		
	90% - 100%	75% - 89%	50% - 74%
Compilation of paddy statistics for Maha/ yala 2019	100		
Compilation of highland crop statistics for Maha/yala 2019	100		
Compilation of livestock statistics for year 2019	100		
Survey on cost of production statistics for Tea, Rubber and Coconut in the estate sector 2018/19	100		
Experiment to improve potato production survey	100		
Small scale survey to estimate potato production in 2019	100		
Small scale surveys to estimate big onion production in 2019	100		
Preparation of food balance sheet	100		
Agriculture Production Survey 2017/18	100		

## Division 4

Specific Indicators	Actual output as a percentage (%) Of expected output		
	90% - 100%	75% - 89%	50% -74%
Compilation of National Accounts estimates for the 4th quarter of 2018 and annual 2018 (2010 base)	100		
Compilation of National Accounts estimates for the 1 <sup>st</sup> quarter of 2019	100		
Compilation of National Accounts estimates for the 2 <sup>nd</sup> quarter of 2019	100		
Compilation of National Accounts estimates for the 3 <sup>rd</sup> quarter of 2019	100		
Preparation, editing and printing of National Accounts Final Reports of 2017		75	
Preparation, editing and printing of National Accounts Final Reports of 2018			50
UN Questionnaire -2018 Sending the descriptive information of National Accounts estimates to the UN year book.	100		
Sending required information for SAARC year book 2018	100		
Providing National Accounts information as per requests of National and other International institutions	100		
Activities assigned to improve National Accounts Estimates	95		
Complete the Rebasing programme of 2015. (bringing forward National Accounts Base year from 2010 to 2015 ), activities in 2019	95		

## Division 5

Specific indicators	Actual output as a percentage (%) of expected output		
	90% - 100%	75% - 89%	50% - 74%
Statistical abstract-2019		87	
Statistical pocket book- 2019 (English)	100		
Statistical pocket book – 2019 (Sinhala /Tamil)		85	
Action plan -2019 1st 4 months	100		
Action plan -2019 Annual	100		
Action plan -2019 1st revision	100		
Local government statistics -2018	100		
Building statistics 2018/2019	100		
Statistical data sheet – 2019	100		
Performance annual report - 2018	100		
Economic statistics – 2019	100		
Statistical Newsletter 1 <sup>st</sup> Issue - 2019	100		
Statistical Newsletter 2 <sup>nd</sup> Issue - 2019	100		
Performance quarterly report - 2018 (4 <sup>th</sup> quarter)	100		
Performance quarterly report - 2019 (1 <sup>st</sup> quarter)	100		
Performance quarterly report - 2019 (2 <sup>nd</sup> quarter)	100		
Performance quarterly report - 2019 (3 <sup>rd</sup> quarter)	100		
Distribution of department publications	100		

**Division 6**

Specific Indicators	Actual output as a percentage (%) of the expected output		
	90% - 100%	75 % - 89 %	50 % - 74 %
01. Reader Education (Preparing leaflets)	100	-	-
02. Purchasing Library Books (Printed Books)	100	-	-
03. Awareness Programme For DCS Staff	100	-	-
04. Book Binding	90	-	-
05. Uploading soft Copies of Departmental Publications to Digital Library System	100	-	-
06. Stock Survey ( Library Books)	100	-	-

**Division 7**

Specific Indicators	Actual output as a Percentage (%) of the expected output		
	90% - 100%	75% - 89%	50% - 74%
Labour Force Survey - CAPI - 2019 (Completed CAPI Programme & handed over for field testing)	100	-	-
Time Use Survey Data Processing (Completed the whole process of Data Entry & handed over to the Division 09)	100	-	-
CPH 2021 - Developing Geographical technologies for field enumerators (CAFE) (Completed the relevant computer programme & uploaded all the maps received)	100	-	-
Price Collection Survey (CAPI) - Data Entry Program (Completed the relevant computer programme & handed over to data collection )	100	-	-
Household Income and Expenditure Survey - 2019 (Completed the relevant Data Entry computer programme & handed over to the Division 09)	100	-	-
SBR (Statistical Business Register) Monitoring & Maintenance (Completed the relevant computer programme & handed over to update data)	100	-	-

**ANNUAL PERFORMANCE REPORT 2019**

Population & Housing Census - 2021 : Listing & Census Questionnaire Pilot test - CAPI System Development (completed the relevant CAPI programme to Pre Test & handed over for field testing)	100	-	-
Quarterly Survey of Industrial Production (Completed the relevant computer programme & handed over to the Division 02)	100	-	-
Annual Survey of Industries (Completed the relevant computer programme & handed over to Division 02)	100	-	-
Quarterly Survey of Trade & Services - 2019 (Completed the relevant computer programme & handed over to Division 02)	100	-	-
Monthly Survey of Industrial Production (IIP)-2019 (Completed the relevant computer programme & handed over to Division 02)	100	-	-
ICLS Survey (Installed the relevant Software to the Server Computers. Continuous process of data collection.)	100	-	-
Textile Survey (handed over the Tabulations & Summary Reports for Textile Listing Stage)	100	-	-
Women's wellbeing Survey 2018/2019 (WWS) (Relevant CAPI programme was handed over to collect survey data)	100	-	-
STEP Survey (Installed relevant Software to Server Computers )	100	-	-
ICT Survey (New Survey) (Completed the relevant computer programme & handed over to Division 04)	100	-	-
HIES - Child Module (Completed relevant computer programme & handed over to Division 09)	100	-	-
Easter Sunday Attack Economic Impact Survey (Completed relevant computer programme & handed over to Division 09)	100	-	-
Wheat Price Collection Survey (Completed the relevant computer programme & handed over to the Division 09)	100	-	-
Water Quality Survey (Preparing relevant CAPI Computer programme)	-	-	25
SDG web site (Completed updates for the year 2019)	100	-	-
Web Development (Completed the Testing Phase of the new Main web & Ready to host)	100	-	-
Server Room enhancement (Completed relevant work)	100	-	-
Network & Cyber Security enhancement (Installation of Firewall completed)	100	-	-
Computer Maintenance and Repairing (Completed maintenance & repairing for the year 2019)	100	-	-

**Division 8**

Specific indicators	Actual output as a percentage (%) of expected output		
	90% - 100%	75% - 89%	50% - 74%
Appointment of 30 Statisticians (Open)			60
Appointment of 45 Statisticians (Limited)			50
Appointment of 98 Statistical officers(Open)		80	
Appointment of 98 Statistical officers(Limited)	100		
Appointment of 2 Directors (ICT), 3 Deputy Directors (ICT)			60
Appointment of 1 Legal Officer			40
Appointment of 1 Technical Officer			30
Appointment of 4 Drivers, 1 Plumber, 1 Electrician, 1 Circuit Banglow Keeper, 2 Circuit Banglow Watchers			70
Appointment of 1 Printing Finisher, 1 Printing Technician, 1 Pre printing Planner			60
Conducting 2 EB exams for Statisticians, 2 EB exams for Statistical Officers, 2 EB exams for Drivers, 2 EB exams for KKS, 2 EB exams for System Controllers, Senior system operators , 2 EB exams for Data entry operators, Data entry operator/coding clerk, 1 EB exam for Foreman(printing), 1 EB exam for Technical Officer, 1 EB exam for Printing machine helper, 1 EB exam for Printing finisher, 1 EB exam for Printing technicians, 1 EB exam for Pre printing planner, 1 EB exam for Offset Litho printing machine operator			50
All confirmation of appointments falling due in 2019 are done	100		
All extension of period of probation falling due in 2019 are done	100		
All grade to grade promotions falling due in 2019 are done	100		
All issuing annual salary increment orders falling due in 2019 are done	100		
All annual performance appraisals completed	100		
All annual transfer orders issued	100		
All retirements due in 2019 effected	100		
All salary conversions for 2020 completed	100		
Approval for procurement of vehicles			25
All maintenance agreements for 2019 signed	100		
All regular services done	100		
Fuel consumption tests for all vehicles for 2019 completed	100		

**Division 9**

Specific indicators	Actual output as a percentage (%) of expected output		
	90% - 100%	75% - 89%	50% - 74%
Household Income & Expenditure Survey - 2019	100		
Sri Lanka Labour Force Survey - 2019	90		
Sri Lanka Tourism Expenditure Survey		80	
Issuing micro data	100		
Global Adult tobacco Survey (GATS)		80	
Women Wellbeing Survey	100		
Pilot study on implementation of 19 <sup>th</sup> ICLS resolution		85	
STEP Survey*	-	-	-
Child module in Household Income & Expenditure Survey-2019	100		
Inclusion of Food Insecurity Experience Scale module to the Household Income & Expenditure Survey-2019	100		
Time Use Survey	90		
Household Survey of Drinking Water Quality 2019/20	100		

\*- Due to the bomb blast that took place on 21<sup>st</sup> April, activities of this survey have been postponed to year 2020 as requested by the Ministry of Health.

**Division 10**

Specific indicators	Actual output as a percentage (%) of expected output		
	90% - 100%	75% - 89%	50% - 74%
Printing of divisional publications & other documents	103		

**Division 11**

Specific indicators	Actual output as a percentage (%) of expected output		
	90% - 100%	75% - 89%	50% - 74%
Co-ordination between Department head office and District statistical offices establishing technical and administrative facilities needed for district offices.	100		
Co-ordination and evaluation of activities of branch offices of the DCS in other ministries and departments	100		
Selection of efficient district statistical offices	100		
Conducting annual meetings with the participation of Head of district branches and all divisions of the Department	100		
Holding committee meetings for appointed committees (Demography, Agriculture, Industries) to monitor and discuss the performance and the progress of branches	100		
Preparing the district statistical hand book according to district and divisional secretariat level	100		
Special programmes and exhibitions	100		

**Division 12**

Specific Indicators	Actual output as a percentage (%) of the expected output		
	90% - 100%	75% - 89%	50%-74%
Providing funds for 5 officers to pursue postgraduate studies	100		
Conducting 17 short term training programs for statistical officers	100		
Conducting 6 seminars to share knowledge gained at foreign training programs		75	
Conducting outbound training (capacity building) for field officers and Leadership Training program for officers who will be promoted as Deputy Directors	100		
Conducting 15 training programs targeting Statistical Assistant staff	100		
Conducting training program to develop English language skills and Speech craft program to develop Spoken English skills	100		
Conducting training programs for official language proficiency skills (Sinhala/Tamil)	100		
Conducting Efficiency Bar (EB) examinations for departmental officers	100		
Conducting 3 skills development programs relating to fields other than official statistics		75	
Specially requested Training programs	100		

**Division 15**

Specific Indicators	Actual output as a percentage (%) of the expected output		
	90% - 100%	75%- 89%	50%- 74%
Activities to be completed during the year for preparation of report on Census of Children in Child Care Institutions	100		
Training 30 officials on sampling for research	100		
Improvement of statistical procedures			25
Research seminar	100		
Presentations of the research findings			50
Articles/ reports related to statistics/ statistical methodologies	100		
Gender related indicators (for web page)	100		
Gender related indicators (for the publication)	95		
Up-to-date advance data release calendar	100		

**Division 16**

Specific indicators	Actual output as a percentage (%) of expected output		
	90% - 100%	75% - 89%	50% - 74%
Tabulating retail prices for all the Districts weekly, monthly and on quarterly basis	100		
Price details of price index of producer for production utility Agricultural divisions	100		
Monthly National Consumer Price Index and Inflation	100		
Tabulating Producer's price for Agricultural crops	100		
Monthly Colombo Consumer Price Index and Inflation	100		
Monthly Producer's Price Index	100		
Bulletin of selected retail and producer's prices by district for the period of 2015-2018	100		
Bulletin Prices of Colombo District in 2018.	100		
Compilation of monthly expenditure on food items specified for Armed Forces.	100		
Price bulletin for Asian Development Bank (ADB) to calculate average purchasing capacity	100		

## Division 18

Specific Indicators (Key Activities)	Actual output as a percentage (%) of the expected output		
	90% - 100%	75% - 89%	50% - 74%
Planning field work (Printing GN maps and preparing instruction manuals etc.)	100		
Conducting training programmes for field staff of District Statistical divisions and grama niladhari (Colombo, Puttalam, Batticaloa, Ampara, Trincomalee, Anuradhapura, Polonnaruwa districts)	100		
Performing field work (For Colombo, Puttalam, Batticaloa, Ampara, Kandy, Trincomalee, Anuradhapura, Polonnaruwa, Matale, Nuwaraeliya districts)	97		
Scanning of GN maps verified/ updated and demarcated census blocks during the field work (Colombo, Puttalam, Batticaloa, Ampara, Trincomalee, Anuradhapura, Polonnaruwa, Kandy, Matale, Nuwaraeliya districts)			65
Preparing final GN division maps and demarcation of census blocks.(Colombo, Puttalam, Batticaloa, Ampara, Kandy, Trincomalee, Anuradhapura, Polonnaruwa, Matale, Nuwaraeliya, Badulla, Monaragala, Kegalle, Kurunegala, Ratnapura districts)			44
Scrutinizing digitized GN and DS boundaries & attribute tables of final maps with census block boundaries (Kegalle, Ratnapura, Kurunegala, Badulla, Monaragala, Kandy, Matale, Nuwaraeliya, Colombo, Batticaloa, Trincomalee, Puttalam, Anuradhapura, Ampara, Polonnaruwa districts )			53
Preparation of MRCB( Master Record on Census Blocks) Database ( Kegalle, Ratnapura, Kurunegala, Badulla, Monaragala, Matale, Colombo, Batticaloa, Trincomalee, Puttalam and Polonnaruwa districts )			30
Printing GN division census block maps ( Vavuniya, Galle, Matara and Hambantota Districts)			24

**Sustainable Development Goals Unit**

Specific indicators	Actual output as a percentage (%) of expected output		
	90% - 100%	75% - 89%	50% - 74%
Updating the SDG indicators as per UN Revision		78	
Submitting data/ Reports to other users	95		
Uploading new indices to department website			60
Updating SDG Frame Work			70

**Data Dissemination Unit**

Specific indicators	Actual output as a percentage (%) of expected output		
	90% - 100%	75% - 89%	50% - 74%
Responding to all micro data requests	100		
Responding to data requests made by other agencies / persons	97		
Responding to information requests in terms of the Right to Information Act	100		
Number of copies sold in departmental publications	100		

**Vital Statistics Unit****Registrar General's Department**

Specific indicators	Actual output as a percentage (%) of expected output		
	90% - 100%	75% - 89%	50% - 74%
Estimating Mid Year Population-2019	100		
Counting of Births, Marriages and Deaths - 2018		88	
Provide requested data to the data users	100		

**Labour Statistics**  
**Department of Labour**

Specific indicators	Actual output as a percentage (%) of expected output		
	90% - 100%	75% - 89%	50% - 74%
Annual Employment Survey - 2017	100		
Annual Employment Survey - 2018	90		
Labour Statistics 2017 Annual Report	100		
Labour Statistics 2018 Annual Report		75	
Survey on Hours Worked And Labour Cost – New Survey			50
Minimum Wage Rate Index	100		

**Ministry of Fisheries and Aquatic Resources**

Specific indicators	Actual output as a percentage (%) of expected output		
	90% - 100%	75% - 89%	50% - 74%
Preparation of coastal and offshore fish production data estimates.	100		
Preparation of inland and aquaculture fish production data estimates.	100		
Preparation of wholesale and retail fish prices.	100		
Preparation of fish export and import data.	100		
Fisheries Statistics 2019 Compilation of the report has been completed and finalized.	100		
Providing statistics  I. DCS (Agriculture data, Food balance sheet, Abstract, Pocket book, National Accounts)  II. Central Bank III. IOTC IV. FAO	100		
Large pelagic fishery data collection program (delay in data reporting to the statistics unit from Fisheries Department)	90		
Ice Plant and cold room survey 2018/2019 survey frame has been updated		80	

Canned fish market survey 2019 Details were collected from the local manufacturing companies. Market price collection program has also been conducted		80	
Strengthening of coastal fisheries data collection system with collaboration of DFAR and NARA  I. Finalizing frame survey information  II. Development of sampling strategy	100		50

### Medical Statistics Unit

#### Ministry of Health, Nutrition and Indigenous Medicine

Specific indicators	Actual output as a percentage (%) of the expected output		
	90% - 100%	75% - 89%	50% - 74%
Updated Health Institution List	100		
Publishing Annual Health Bulletin	95		
Implement the eIMMR system in all the hospitals in Sri Lanka which have capability to start the system	95		
Conducting review programmes on eIMMR system and training programmes on statistics to health staff who are engaging in hospital statistics in every RDHS area	100		
Updating GN list of each MOH Area in Sri Lanka and preparing population estimates	100		

## Chapter 05 – Performance of achieving Sustainable Development Goals

5.1 Not relevant to this department.

## Chapter 06 - Human Resource Profile

### 06.1 Cadre Management

	Approved Cadre	Existing Cadre	Vacancies / (Excess)**
Senior	341	149	76
Territory	593	464	129
Secondary	736	483	119
Primary	179	158	21

### 06.2 \*\*Briefly state how the shortage or excess in human resources has been affected to the performance of the institute.

Human resource shortage has become a limiting factor for the performance of the department.

### 06.3 Human Resource Development

#### Local training programmes

No	Name of the program	No. of staff trained	Duration of the program (Hours)	Total investment (Rs. '000)	Output/ Knowledge Gained*)
				Local	
1	Speech craft Program (for English Communication)	30	60	36.0	
2	NIBM English training program	30	72	525.4	
3	Awareness program on Drug Prevention	150	3	15.2	
4	Tamil language training program	19	60	54.0	
5	Tamil language training program (Spoken Tamil)	18	22	14.0	
6	Efficiency Bar Exams	2	Not a training program	10.6	

**ANNUAL PERFORMANCE REPORT 2019**

7	Capacity building program for field officers by KDU	38	32	492.6	
8	Training programme on Ethics and Disciplines for Drivers	4	12	34.0	
9	Training on Procurement Procedures	1	42	13.0	
10	Training Program on Internal Auditing	2	42	26.0	
11	Training Program on Salary Conversions	1	6	3.8	
12	Training programme on Data Absorption from Annual reports	22	9	1.4	
13	Financial management on foreign funded projects	1	12	13.0	
14	Induction training program for newly recruited OES and drivers	16	6	3.0	
15	Training program on Answering Audit Queries	2	18	16.0	
16	Training programs for maintenance staff of DCS	3	144	55.5	
17	Training on Personal File Management	1	6	3.6	
18	Providing funds to pursue post graduate studies	5		750.0	
19	Poverty Statistics Training	25	30	15.0	
20	Training on Creative Data Presentation Techniques	32	30	15.0	
21	Awareness on New Audit Act	120	3	15.3	
22	Training on Financial Flow Statements and Control Accounts	2	6	14.0	
23	Awareness programme on Library Information Science for ICT officers	3	6	14.0	
24	Induction Training Program for newly recruited ICTA	32	12	5.0	
25	Training on Reading and understanding financial statement	2	12	17.0	
26	Training on Storage and Inventory Management	1	12	13.0	
27	Training on Scientific and Safe driving for drivers	3	6	3.5	
28	Training on File Management	30	3	2.0	
29	Training on Data Analysis Using SPSS	22	30	11.3	
30	Training on Using CAPI technology (4 <sup>th</sup> Program)	128	30	178.3	
31	Training on Preparation of Corporate Plans and Organization Hierarchy in Public and Semi Government Sector Institutions	1	12	8.5	
32	Training on Repairing Mobile Phones	2	72	56.0	
33	National conference on library & information science(NACLIS)-2019	2	6	16.0	
34	Training on Basic Demographic Techniques	23	30	11.7	
35	Training on Advanced Excel	1	18	18.0	
36	Training on Basic SPPS	28	30	14.5	

**ANNUAL PERFORMANCE REPORT 2019**

37	Training on Page Setting using In-Design	12	48	175.0	
38	Training on Government Payroll Systems	1	18	18.0	
39	Seminar on DCS activities for students of University of Kelaniya	20	6	1.9	
40	Training on Positive Thinking for Tamil Medium Officers	10	6	2.4	
41	Awareness program on Tablue software	30	3	1.0	
42	Training on Sound Management	2	12	24.0	
43	Induction training for newly recruited Statistical Officers (Sinhala and Tamil Medium)	99	30	25.5	
44	Seminars on sharing knowledge gained at foreign training programs	150	18	13.4	
45	37 <sup>th</sup> National Information Technology Conference	12	12	149.8	
46	Workshop on Maintenance of the Inventories on Fixed Assets and Maintenance	2	6	10.0	
47	Training on Business Writing for Professionals	2	12	17.0	
48	Communicating skills for Emerging Leaders	2	6	17.0	
49	Seminar on "The Port City Colombo"	4	6	31.8	
50	National Library Symposium 2019	1	6	3.0	
51	Lecture on "Stress Free Employee"	4	6	0.0	
52	Training on Office Equipment	1	12	17.0	
53	Training on Public Service Disciplinary Procedures	1	18	18.0	

**Foreign Trainings**

Officers of the department, as a group or individually, attended the following training programmes, seminars and meetings during the last year, and contributed to perform functions of the department successfully by sharing the knowledge gained with other officers too.

No.	Program	No. of participants	Period	Total Expenses (GOSL)		
				Rs.*	US\$**	£***
1	The Human Resource Management for Senior Public Sector Officials	1	14 - 20 January 2019		280.00	75.00
2	Building National Capacity in Child Labour and Forced Labour data analysis	1	21 - 24 January 2019	12000.00	240.00	
3	Strengthening the Collection and Use of International Migration Data in the Context of the 2030 Agenda for Sustainable Development	2	05 - 08 February 2019	3000.00	2225.00	

**ANNUAL PERFORMANCE REPORT 2019**

4	ICD-11 Training and Implementation Preparation Workshop	1	13 - 15 February 2019	3500.00	200.00	
5	Capacity Building Workshop in Measuring Financial Protection in South East Asia	1	04 - 06 March 2019	968.00	160.00	
6	Regional Training Workshop on SDG Data Dissagregation using Big Data	2	06 - 08 March 2019	27000.00	320.00	
7	Quartely National Accounts (SA 19.12)	4	11 - 15 March 2019	3000.00	960.00	
8	Workshop on High Frequency Indicators of Economic Activity	3	25 - 29 March 2019	3000.00	720.00	
9	Regional Technical Evaluation and Review Workshop for the 2017 International Comparison Programme for Asia and the Pacific (RDTA 9238)	3	01 - 05 April 2019 02 - 03 April 2019 04 - 05 April 2019	12000.00	520.00	
10	Regional Training Course on Big Data for Sustainable Development	2	15 -19 April 2019	17400.00	640.00	75.00
11	South Asia - Statistical Capacity Development Workshop on Developing SAARC SDG4 Monitoring Framework and Preparatory Meeting for the 05th APMED	2	21 - 24 May 2019	3000.00	400.00	
12	GIS Technology Study Programme	1	25 -31 May 2019		966.00	
13	Consultative Workshop on SDG Indicator 10.7.1.	1	30 May 2019 - 01 June 2019		160.00	
14	Regional Workshop on Economic Globalization Statistics and Conference on Mapping Value Chain	2	10 - 15 June 2019		480.00	
15	2019 Asia - Pacific Economic Statistics Week: Integrating Economic Statistics in Monitoring the 2030 Agenda	3	17 - 21 June 2019	15000.00	720.00	
16	The Regional Workshop on International Merchandise Trade Statistics	1	24 - 28 June 2019		280.00	
17	Second Country Study Visit - University Majlis Amanah Rekyat (Uni MARA)	1	01 - 07 July 2019		280.00	
18	R-CDTA 9018 - Data analysis and Report Writing Workshop	6	22 - 26 July 2019		1680.00	
19	Regional Workshop on Mobile Census Data Collection with CSPro	2	05 - 09 August 2019		680.00	
20	Study Visit to the General Statistics Office of Vietnam	7	13 - 16 August 2019	10020.44	3180.00	
21	15th IPUMS International Census Microdata Workshop - Pre Conference Side Event , 62nd World Statistics Congress	1	18 - 23 August 2019	5602.00	280.00	

**ANNUAL PERFORMANCE REPORT 2019**

22	Training Programme on Environment Statistics and the System of Environmental - Economic Accounting for SDG	1	02 - 06 September 2019	1375.59	280.00	75.00
23	The Third Statistical Leadership Training and Innovation Seminar for Heads of National Statistical Offices	1	10 - 12 September 2019		375.00	
24	Cross - Country Learning Workshop on Gender Responsive Budgeting	1	11 - 13 September 2019		160.00	
25	Sinfonica - Statistical Information Institute for Consulting and Analysis Mr. Nobuo ISHIBASHI Memorial Programme	1	03 - 20 September 2019	3500.00	840.00	75.00
26	Assessing the Feasibility of Applying a Global Definition of Cities/ Urban areas and Rural areas in Support of Global Monitoring of SDG NUA Urban Targets	1	23 - 27 September 2019		200.00	
27	The Regional Course on SDGs Indicators: Measuring Decent Work Using Microdata from Labour Force Surveys	1	30 September 2019 - 04 October 2019	7550.00	420.00	75.00
28	Workshop for Asian Countries on Strengthening Statistical Capacity on Census Methodology	1	30 September 2019 - 04 October 2019		160.00	
29	Working Group for the Revision and the Statistical Standards of Informality	1	07 - 09 October 2019	6045.00	420.00	
30	Technical Consultation on the GPW13 Result Framework	1	17 - 18 October 2019	10200.00	240.00	
31	Regional Capacity Development Workshop on Farm Survey based SDG Indicators	1	21 - 24 October 2019		240.00	
32	05th Workshop for International Labour Migration Statistics in the Asia - Pacific Region	1	22 - 24 October 2019	7200.00	200.00	
33	Statistics Korea - the URSA/ONS Joint Training Programme for Strengthening Statistical Capacity "Demographic Statistics with Incomplete Data"	2	04 - 08 November 2019	7200.00	560.00	
34	GDP Rebased Training	4	04 - 08 November 2019		960.00	
35	Data Visualization Training	2	06 - 08 November 2019		840.00	
36	06th Regional Training Course on the National Strategy for the Development of Statistics (NSDS) and Advanced Data Planing Tool (ADAPT)	1	11 - 14 November 2019		200.00	
37	Labour Market Statistics and Analysis Academy	1	18 - 29 November 2019	146965.00	600.00	75.00

**ANNUAL PERFORMANCE REPORT 2019**

38	Training Workshop on " Interpretation, Integration and Analysis of Registered based Education Data for Effective Policy and Planing of Education"	1	19 - 21 November 2019			
39	Online Training course on CAPI Using Cspro Android and Survey Solutions	1	25-Nov-19	13000.00	40.00	
40	Regional Technical Workshop to Review 2020 ICP Asia Pacific Household Product List and Sampling Designs for Household Price surveys	2	03 - 06 December 2019		400.00	
41	Training Workshop on Tourism Satellite Accounts (TSA)	1	09 - 11 December 2019		160.00	
42	Improving National Statistics on Stateless Person	1	09 - 11 December 2019			

## Chapter 07– Compliance Report

No.	Applicable Requirement	Compliance Status (Complied/Not Complied)	Brief explanation if not Complied	Corrective actions proposed to avoid non-compliance in future
1	<b>The following Financial statements/accounts have been submitted on due date</b>			
1.1	Annual financial statements	Comply with.		
1.2	Advance Account of public officers	Comply with		
1.3	Trading and Manufacturing Advance Accounts (Commercial Advance Accounts)	Not Relevant.		
1.4	Stores Advance Accounts	Not Relevant.		
1.5	Special Advance Accounts	Not Relevant.		
1.6	Others	Not Relevant.		
2	<b>Maintenance of books and registers (FR445)/</b>			
2.1	Fixed assets register has been maintained and updated in terms of Public Administration Circular 267/2018	Not comply.	Assets are being checked through CIGAS programme in accordance with the inventory of fixed Assets.	Complete checking by 31/03/2020.
2.2	Personal emoluments register/ Personal emoluments cards has been updated and maintained.	Comply with.		
2.3	Register of Audit queries has been updated and maintained.	Comply with.		
2.4	Register of Internal Audit reports has been updated and maintained.	Comply with.		
2.5	All the monthly account summaries (CIGAS) are prepared and submitted to the Treasury on due date	Comply with.		

**ANNUAL PERFORMANCE REPORT 2019**

2.6	Register for cheques and money orders has been updated and maintained.	Comply with.		
2.7	Inventory register has been updated and maintained.	Comply with.		
2.8	Stocks Register has been updated and maintained.	Comply with.		
2.9	Register of Losses has been updated and maintained.	Comply with.		
2.10	Commitment Register has been updated and maintained.	Comply with.		
2.11	Register of Counterfoil Books (GA – N20) has been updated and maintained.	Comply with.		
03	<b>Delegation of functions for financial control (FR 135)</b>			
3.1	The financial authority has been delegated within the institute	Comply with.		
3.2	The delegation of financial authority has been communicated within the institute	Comply with.		
3.3	The authority has been delegated in such manner so as to pass each transaction through two or more officers	Comply with.		
3.4	The controls has been adhered to by the Accountants in terms of State Account Circular 171/2004 dated 11.05.2014 in using the Government Payroll Software Package	Comply with.		
4	<b>Preparation of Annual Plans</b>			
4.1	The Annual action plan has been prepared	Comply with.		
.2	The Annual procurement plan has been prepared	Comply with.		
4.3	The Annual Internal Audit plan has been prepared	Comply with.		
4.4	The annual estimate has been prepared and submitted to the NBD on due date	Comply with.		
4.5	The annual cash flow has been submitted to the Treasury Operations Department on time	Comply with.		

**ANNUAL PERFORMANCE REPORT 2019**

5	<b>Audit queries</b>			
5.1	All the audit queries has been replied within the specified time by the Auditor General	Comply with.		
6	<b>Internal Audit</b>			
6.1	The internal audit plan has been prepared at the beginning of the year after consulting the Auditor General in terms of Financial Regulation 134(2)) DMA/1-2019	Comply with.		
6.2	All the internal audit reports has been replied within one month	Not comply.	Delay in answering only 04 out of 17 reports.	Sending a reminder to relevant division before the due date.
6.3	Copies of all the internal audit reports have been submitted to the Management Audit Department in terms of Sub-section 40(4) of the National Audit Act No. 19 of 2018	Comply with.		
6.4	All the copies of internal audit reports have been submitted to the Auditor General in terms of Financial Regulation 134(3)	Comply with.		
7	<b>Audit and Management Committee</b>			
7.1	Minimum of 04 meetings of the Audit and Management Committee have been held during the year as per the DMA Circular 1-2019	Comply with.		
8	<b>Asset Management</b>			
8.1	The information about purchases of assets and disposals was submitted to the Comptroller General's Office in terms of Paragraph 07 of the Asset Management Circular No. 01/2017	Not comply with.	Information on vehicles, land, buildings has been submitted, however, arrangements are being made to provide information on office equipment and furniture.	Proper reporting of purchases and disposals of assets.

**ANNUAL PERFORMANCE REPORT 2019**

8.2	A suitable liaison officer was appointed to coordinate the implementation of the provisions of the circular and the details of the nominated officer was sent to the Comptroller General's Office in terms of Paragraph 13 of the aforesaid circular	Comply with.		
8.3	The boards of survey was conducted and the relevant reports submitted to the Auditor General on due date in terms of Public Finance Circular No. 05/2016	Comply with.		
8.4	The excesses and deficits that were disclosed through the board of survey and other relating recommendations, actions were carried out during the period specified in the circular	Comply with.		
8.5	The disposal of condemn articles has been carried out in terms of FR 772	Comply with.		
9	<b>Vehicle Management</b>			
9.1	The daily running charts and monthly summaries of the pool vehicles had been prepared and submitted to the Auditor General on due date	Comply with.		
9.2	The condemned vehicles had been disposed of within a period of less than 6 months after condemning	Relevant with.		
9.3	The vehicle logbooks had been Updated and maintained.	Comply with.		
9.4	The action has been taken in terms of F.R. 103, 104, 109 and 110 with regard to every vehicle accident	Comply with.		
9.5	The fuel consumption of vehicles has been re-tested in terms of the provisions of Paragraph 3.1 of the Public Administration Circular No. 30/2016 of 29.12.2016	Comply with.		
9.6	The absolute ownership of the leased vehicle log books has been transferred after the lease term	Comply with.		
10	<b>Management of Bank Accounts</b>			
10.1	The bank reconciliation statements had been prepared, got certified and made ready for audit by the due date	Comply with.		
10.2	The dormant accounts that had existed in the year under review or since previous years settled	Comply with.		

**ANNUAL PERFORMANCE REPORT 2019**

10.3	The action had been taken in terms of Financial Regulations regarding balances that had been disclosed through bank reconciliation statements and for which adjustments had to be made, and had those balances been settled within one month	Comply with.		
11	<b>Utilization of Provisions</b>			
11.1	The provisions allocated had been spent without exceeding the limit	Comply with.		
11.2	The liabilities not exceeding the provisions that remained at the end of the year as per the FR 94(1)	Comply with.		
12	<b>Advances to Public Officers Account</b>			
12.1	The limits had been complied with	Comply with.		
12.2	A time analysis had been carried out on the loans in arrears	Comply with.		
12.3	The loan balances in arrears for over one year had been settled	Not comply with.	The outstanding loan balance as at 31/12/2018 was Rs. 1,267,651 of which Rs. 511,148 were settled during the year 2019.	Annex 02 shows actions taken on the outstanding balances.
13	<b>General Deposit Account</b>			
13.1	The action had been taken as per F.R.571 in relation to disposal of lapsed deposits	Comply with.		
13.2	The control register for general deposits had been updated and maintained	Comply with.		
14	<b>Imprest Account</b>			
14.1	The balance in the cash book at the end of the year under review remitted to TOD	Comply with.		
14.2	The ad-hoc sub imprests issued as per F.R. 371 settled within one month from the completion of the task	Comply with.		
14.3	The ad-hoc sub imprests had not been issued exceeding the limit approved as per F.R. 371	Comply with.		

**ANNUAL PERFORMANCE REPORT 2019**

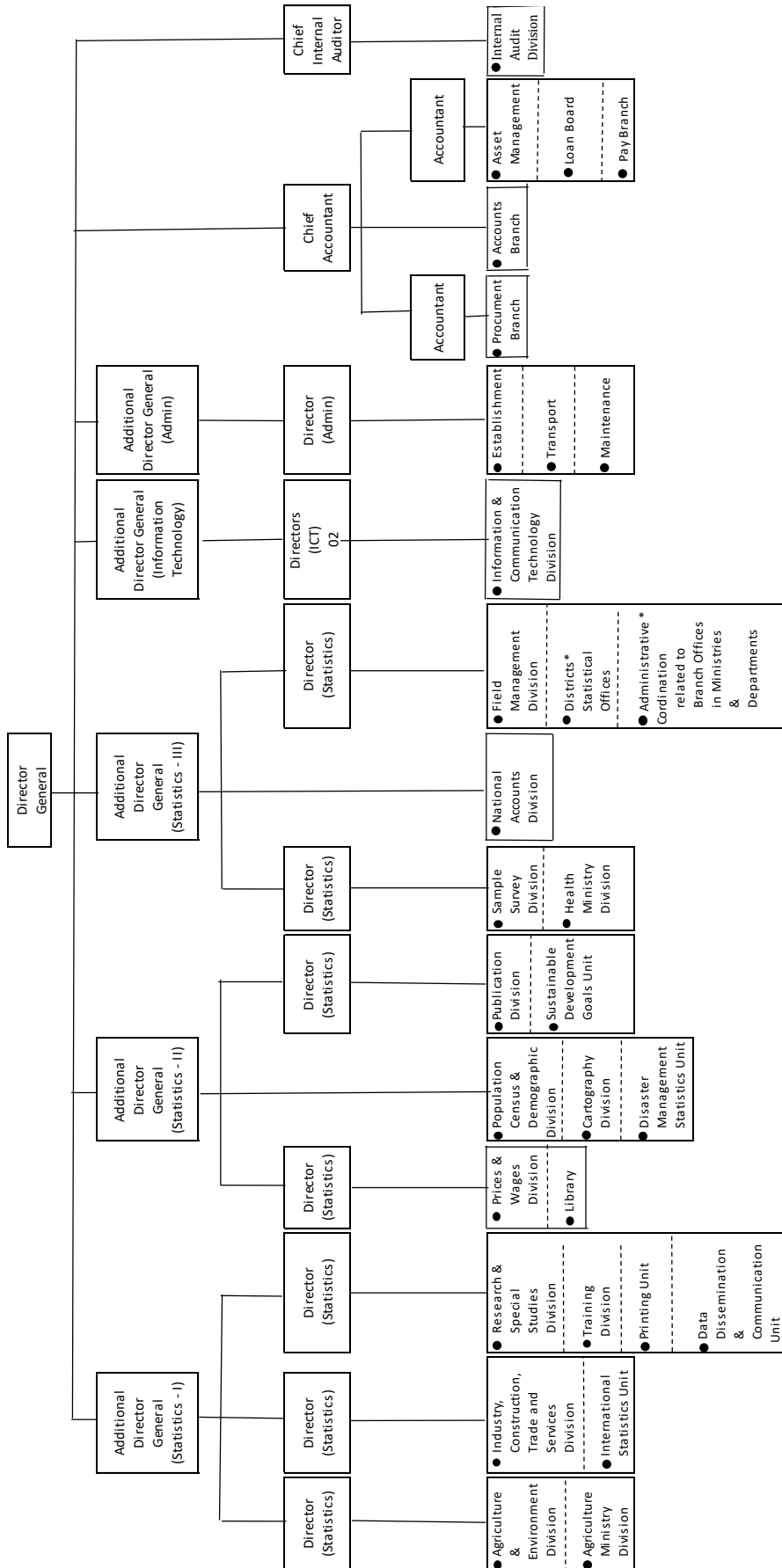
14.4	The balance of the imprest account had been reconciled with the Treasury books monthly	Comply with.		
15	<b>Revenue Account</b>			
15.1	The refunds from the revenue had been made in terms of the regulations	Comply with.		
15.2	The revenue collection had been directly credited to the revenue account without credited to the deposit account	Comply with.		
15.3	Returns of arrears of revenue forward to the Auditor General in terms of FR 176	Not relevant.		
16	<b>Human Resource Management</b>			
16.1	The staff had been paid within the approved cadre	Comply with.		
16.2	All members of the staff have been issued a duty list in writing	Comply with.		
16.3	All reports have been submitted to MSD in terms of their circular no.04/2017 dated 20.09.2017	Comply with.		
17	<b>Provision of information to the public</b>			
17.1	An information officer has been appointed and a proper register of information is maintained and updated in terms of Right To Information Act and Regulation	Comply with.		
17.2	Information about the institution to the public have been provided by Website or alternative measures and has it been facilitated to appreciate / allegation to public against the public authority by this website or alternative measures	Comply with.		
17.3	Bi- Annual and Annual reports have been submitted as per section 08 and 10 of the RTI Act	Comply with.		

**ANNUAL PERFORMANCE REPORT 2019**

18	<b>Implementing citizens charter</b>			
18.1	A citizens charter/ Citizens client's charter has been formulated and implemented by the Institution in terms of the circular number 05/2008 and 05/2018(1) of Ministry of Public Administration and Management	Not compatible.	Drafting is currently underway.	Formulation/ implementation of citizen charter/ citizens client's charter.
18.2	A methodology has been devised by the Institution in order to monitor and assess the formulation and the implementation of Citizens Charter / Citizens client's charter as per paragraph 2.3 of the circular	Not compatible.	No citizen charter/ citizens client's charter	Preparation of citizen charter/ citizens client's charter and monitoring/evaluating after implementation.
19	<b>Preparation of the Human Resource Plan</b>			
19.1	A human resource plan has been prepared in terms of the format in Annexure 02 of Public Administration Circular No.02/2018 dated 24.01.2018.	Comply with.		
19.2	A minimum training opportunity of not less than 12 hours per year for each member of the staff has been ensured in the aforesaid Human Resource Plan	Comply with.		
19.3	Annual performance agreements have been signed for the entire staff based on the format in Annexure 01 of the aforesaid Circular	Comply with.		
19.4	A senior officer was appointed and assigned the responsibility of preparing the human resource development plan, organizing capacity building programs and conducting skill development programs as per paragraph No.6.5 of the aforesaid Circular	Comply with.		
20	<b>Responding to Audit Paras</b>			
20.1	The shortcomings pointed out in the audit paragraphs issued by the Auditor General for the previous years have been rectified	Comply with.		

**Financial and Human Resources  
Department of Census and Statistics - Organization Structure**

Annexure 1



\*Note : For assignment of technical supervision and coordination function, please refer to Annexure I-a, I-b, I-c

**Advance B Account of Public officers**  
**Settling arrears in credit balances exceeding 1 year - Progress in year 2019**

	Name of the officer	Transfer/ Retirement/de ath/vacated post	Balance as at 01.01.2019( Rs.)	Charged amount during 2019 (Rs.)	Current condition
1	R.M.P.D.Ramanayake	Transfer	1,800	1,800	
2	W.A.M.P.K.Abeysinghe	Transfer	32,100	32,100	
3	M.A.M.Jiffrey	Transfer	38,300	38,300	
4	R.A.M.L.H.Bandaranayake	Demised	2,700		Has requested to charge W & OP/ETF
5	P.P.K.Wickramarachchi	Demised	120,680	120,680	
6	K.Thiruvanan	Demised	21,000	21,000	
7	E.S.C.Dayaratna	Demised	65,900		To be charged from death gratuity
8	A.P.K.Wickramage	Demised	194,362	194,362	
9	G.N.Perera	Vacated post	23,320		Has referred to Attorney General
10	B.M.Jayasena	Vacated post	11,740	11,740	
11	K.S.Priyankara	Vacated post	7,525	7,525	
12	M.A.D.G.Perera	Vacated post	27,305		Was unable to find the current residence of the officer
13	E.P.Raymond Silva	Vacated post	17,500		Had sent on retirement and charged from retirement gratuity. Files related to Accounting are further checked.
14	R.P.L.Susantha	Vacated post	20,800		Approval has been granted to pay off in 12 installments as requested by the officer.
15	W.M.J.C.Weerakoon	Vacated post	27,080		Informed the Department of Pensions to charge from guarantor's pension
16	A.G.M.S.Kumara	Vacated post	38,410		Has referred to Attorney General
17	R.Sri Mohan	Vacated post	2,100	2,100	
18	W.A.W.S.Kumara	Vacated post	47,150		Has referred to Attorney General
19	K.M.D.R.Priyadarshani	Vacated post	78,200		Has referred to Attorney General
20	T.H.Sarath	hv	58,309	27,485	Charged as a monthly installment of Rs. 5,000.
21	M.G.D.K.Priyakelum	Vacated post	104,250		Has referred to Attorney General
22	M.B.R.J.Bandara	Vacated post	95,140		Has referred to Attorney General
23	M.S.M.Saffras	Vacated post	77,600	17,816	Has referred to Attorney General
24	W.M.P.L.Weerasekara	Vacated post	154,380	36,240	Has been reinstated in his service.
<b>Total</b>			<b>1,267,651</b>	<b>511,148</b>	