



MINISTRY OF INDUSTRIES

CEYLON CERAMICS CORPORATION



ANNUAL REPORT
2023

CEYLON CERAMICS CORPORATION CONTENT.

<u>Content</u>	<u>Page No:</u>
Chairman's Report	01-06
Statement of Financial Position – 2023	07
Statement of Comprehensive Income -2023	08
Statement of Changes in Equity	09
Statement of Cash flow	10
Accounting Policies	11-12
Notes to the Financial Statements	13-18
Statement of Detail Comprehensive Income (Factory Wise)	19
Statement of Detail Financial Position (Factory Wise)	20
Notes to the Financial Statements (Factory Wise)	21-26
Schedules for the Notes	27-33
Legal Activities as at 31.12.2023	34



CEYLON CERAMICS CORPORATION **CHAIRMAN'S REPORT FOR THE YEAR 2023.**

01) Establishment of the Corporation.

Brick & Tile Unit of the National small Industries Corporation was established under the Act No: 49 of 1957, State Industrial Corporation Act.

The Brick & Tile Unit of the State Industrial Corporation was incorporated in to the Ceylon Ceramics Corporation in 1972.

In January 1990 Ceramics section of the Corporation was privatized and the Brick & Tile Unit of the Corporation continued in the name of “**Ceylon Ceramics Corporation**”.

02) Vision.

To be the Leader of manufacturing & marketing of high quality roofing tiles, bricks and clay products.

03). Mission.

To ensure total customer satisfaction by providing high quality innovative products at competitive prices while achieving maximum contribution to all stakeholders through and Island wide network in socially responsible manner.

04). Targets.

- Increase production by re commissioning of closed down factories by 2023
- Increase productivity by upgrading the existing old machinery.
- To improve the quality of roofing tiles to service the nation with a better end product.
- Introduction of newly designed of clay roofing tiles to the market.
- To be the leader among the roofing tiles producers.
- Obtain S.L.S Certificate for Calicut, Sewana Special and Ridge tiles.

05).Objectives

I. Production:-

- Grading to increase by 5%
- Reduce Production Cost by 5% per year

II. Sales:-

- Increase the sales by 25% in the following year

Human Resources:-

- Training
- Target oriented promotions
- Work distribution according to level of training

iv. Cost:-

- Reduce Energy 10%
- Reduce Machinery Repairs 10%
- Reduce Labor Cost by 5%

v. Marketing:-

- Introduce marketing unit in the organization chart



06). Head Office & Regional Addresses.

- Head Office : Ceylon Ceramics Corporation
No 561/3,
Elvitigala Mawatha, Colombo 05.
- Tel No : 0114-063617,0114-063734,0114-063618,0114-063735,0114-063736
- Fax No : 0114-506415
- Email : ceylonceramics.co@gmail.com
- Auditors : The Auditor General
- Chairman : A.N.Ruwan Munasinghe

07). Regional Addresses

FACTORY	DISTRICT	TELEPHONE NUMBER
Eragama Bricks & Tile Factory	Ampara	063-4929113,063-3632094
Uswewa Bricks & Tile Factory	Rathnapura	045-4935198,045-3459018
Mahiyangana Bricks & Tile Factory	Badulla	055-4936624,055-2257243
Bingiriya Bricks & Tile Factory	Kurunegala	032-4934322,0114-386026
Yatiana Bricks & Tile Factory	Matara	041-4938399,041-2245502
Elayapattuwa Bricks & Tile Factory	Anuradhapura	025-4939467
Weuda Bricks & Tile Factory	Kurunegala	
Odduchudan Factory	Mulativu	021-4930176
Bangadeniya	Puttalam	

Ceylon Ceramics Corporation consists of 09 Bricks & Tile factories and their location and capacities are as shown below.

Factory	District	Installed Capacity (Units/Year)	Year of Establishment
Irakkamam	Ampara	3.6 Mn.	1958
Bangadeniya	Puttalam	-	1964
Elayapattuwa	Anuradhapura	-	1964
Weuda	Kurunegala	-	1964
Yatiana	Matara	3.7Mn	1964
Odduchuddan	Mulativu	-	1964
Mahiyanganaya	Badulla	4.8 Mn.	1965
Bingiriya	Kurunegala	1.2 Mn.	1976
Uswewa	Ratnapura	4.6 Mn.	1981

Present annual production capacities only Eragama factory. are 1.7Mn. Units of Brick & Tile.

Notes: In 2006 Bangadeniya Factory has been removed and only the land available.
Factory in Oddusudan in being renovated in order to recommence operation in 2023

08). CEYLON CERAMICS CORPORATION

HUMAN RESOURCE MANPOWER AS AT 31ST DECEMBER 2023

CATEGORY	FACTORIES	HEAD OFFICE	TOTAL
Executives	04	05	09
Supervisors, Clerical & Allied	08	01	09
Primary Level	10	-	10
Minor Employees	90	-	90
Casual & Contract	27	11	38
TOTAL	139	17	156



PLANT CAPACITY UTILIZATION YEAR OF 2023

FACTORY	Actual Capacity			
	No. of Flat Tile Conversion Qty	No. of Production Units All Item Qty	Installed capacity Qty. Mn.	Effective Capacity Qty Mn.
Eragama	767113	840295	3.6	1.7
Mahiyanganaya	-	240549	4.8	2.4
TOTAL	767113	1080844	8.4	4.1

09). Main Duties & Responsibilities of the Corporation

Since Eragama & Mahiyanganaya factory was in operation the details of production is shown below.

D). Approved Standards (Grades -01)

Factory	Flat Tile	Ridge Tile	Wire –Cut Bricks	Floor Tile
Eragama	85%	90%	-	-
Mahiyanganaya	-	85%	-	80%

II. Expected Production (Units)

Eragama

Flat Tile	}	840295
Ridge Tile		
Floor Tile		
Others		
Total		<u>840295</u>

Mahiyanganaya

Flat Tile	}	240549
Ridge Tile		
Floor Tile		
Others		
Total		<u>240549</u>

The Sales value of these production is Rs.67.11 Mn.

It is the total responsibility of the Corporation to produce aforesaid quantities confirming to above standards according to effective capacity with low costs to reach the market with increased profits.

❖ Status as at 31.12.2023

1) The current status of the corporation

Out of nine factories only one is functioning due to following reasons.

- Bangadeniya factory was closed in 2002 and later as the buildings were depreciating, it was sold after calling for tenders. This factory was closed mainly due to non availability of material clay & firewood and was unable to sell the finished product at that time.
- Odduchudan factory has been closed since 1992 due to the war situation prevailed in mulativu District. Since the war is over the factory has a very good potential, it was decided to restart the factory. The preliminary work was started and will be open for production in June 2024.
- Weuda factory remains closed and machinery has been removed for cannibalizing purpose.
- The factory Elayapattuwa was closed from 2012 with the payment of VRS to the staff and it has been handed over to the armed forces to produce bricks and tile for the “Sandahiruseya”.
- Yatiyana factory was closed down in 2012 after payment of VRS and navy occupied for production of bricks for “Sandahiruseya”. Until end of December 2018. The Factory will be Reopen for bricks in may 2024
- Uswewa, Bingiriya, and Yatiyana factories faced a tragic fall in their course of business due to the following explained reasons.



In 2018 the banning of Asbestos as it was expected was not carried out. As a result of substitutions to the tile industry followed into the country resulting an unavoidable decrease of demand. This collapsed the marketing sector totally causing the production to be stopped.

Profit & (Loss) of the corporation from 2018 to 2023 are given below.

Year	Achievement of Production - %	Net Profit /Loss (Rs 0.00)
2018	37.73	(39,051)
2019	39.49	(51,222)
2020	65.50	1,606
2021	-	5,054
2022	-	5,778
2023	-	(40,289)

❖ **History of plant & Machinery**

With the exception of Uswewa factory Which was established in 1981, all the other factories are more than 50 years old. Due to this there are frequent breakdowns. The gross yearly maintenance cost is extremely high.

❖ **Circuit Bungalows**

District

Eragama Circuit Bangalow

Ampara

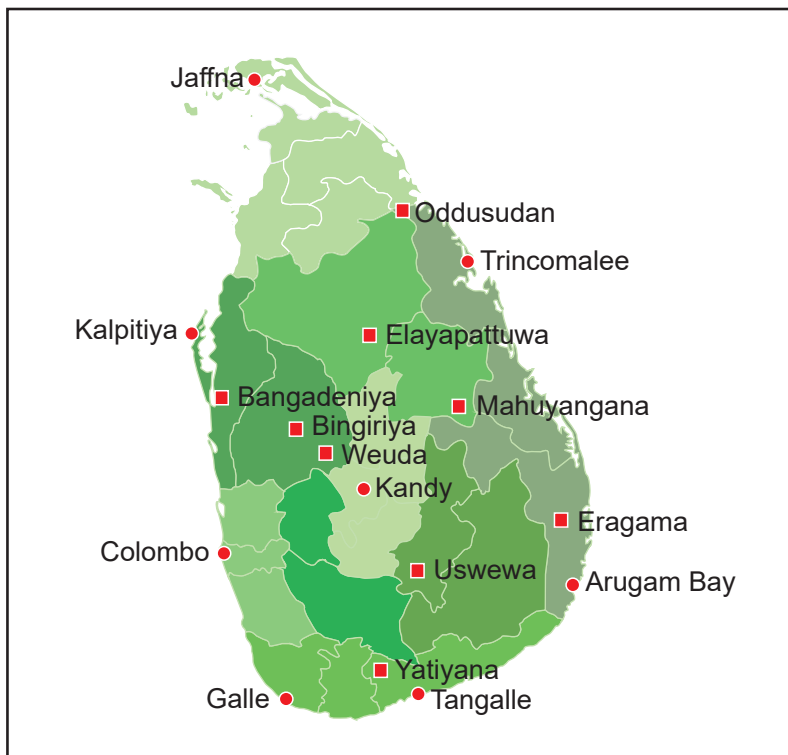
Elatapattuwa Circuit Bangalow

Anuradhapura

❖ **Development Activities**

- i. Replacement of old machineries.
- ii. Re commissioning of Elayapattuwa factory.
- iii. Usage of Weuda factory and the vacant land in Bangadeniya for any other projects.
- iv. Renovation of Ampara Circuit Bungalow is being converted to a multipurpose community attraction including a children park and playground.

➤ **Locations of Factories**





❖ **Other Projects**

- Paddy cultivating Ampara.
- Sand mining from Mahaveliver in Mahiyanganaya.
- Supply of Bricks for Deegavapiyastupa.

❖ **Research and Development**

The Ceylon Ceramics Corporation has obtained membership of Ceylon Ceramics Council and as a result the Corporation has accrued the benefit of access to research and development and expertise knowledge through its member organization CENTEC (Center for Technical Excellence in Ceramics).

❖ **Administration**

With effect from VRS (Voluntary Retirement Scheme) in activated 2012, which retrench 497 staff members, currently operate with limited number of staff, who engage entire function of the operation and services as follows.

Staff as at 31.12.2023

Executive	09
Supervisor, Clerical & Allied	19
Minor Employees	90
Casual & Contract	38
Total	<u>156</u>

❖ **Acknowledgement**

During the year 2023 all services and commercial activities of the Ceylon Ceramics Corporation were implemented successfully despite many constrains faced and I wish to offer my heartfelt gratitude to the Ministry, other government officials and Board of Directors who assistance and guided me.

In particular, the managers and all staff members who worked tirelessly with much dedication in executing all activities of the corporation efficiently and with a high productivity level and my sincere appreciation goes to them for the service rendered.

.....
A.N.Ruwan Munasinghe,
Chairman
Ceylon Ceramics Corporation




CEYLON CERAMICS CORPORATION

STATEMENT OF FINANCIAL POSITION AS AT 31ST DECEMBER 2023

	Notes	Year Ended 31.12.2023		Year Ended 31.12.2022	
		Rs.		Rs.	
ASSETS					
Non Current Assets					
Property, Plant and Equipment	7	192,467,941.36	192,467,941.36	193,140,215.15	193,140,215.15
INVESTMENTS					
Investments(Fixed Deposits)	8	16,670,000.00	16,670,000.00	25,571,903.90	25,571,903.90
CURRENT ASSETS					
Inventories	9	57,199,366.25		65,806,391.74	
Trade and Other Debtors	10	5,946,972.57		10,336,101.48	
Advances,Deposits & prepayments	11	11,210,603.94		12,308,494.36	
Bank and Cash Balances	12	(12,640,437.15)	61,716,505.61	(7,254,657.85)	81,196,329.73
TOTAL ASSETS			270,854,446.28		299,908,448.78
EQUITY AND LIABILITIES					
Capital and Reserve					
Stated Capital	13	2,640,000.00		2,640,000.00	
Other Reserve	14	16,287,434.00		199,191,444.00	
Re valuation Surplus	14.1	199,726,601.00		197,094,591.00	
Retained Earnings	15	(590,996,033.50)	(372,341,998.50)	(562,202,782.84)	(163,276,747.84)
Current Liabilities					
Long Term Loan (Treasury)	16	387,275,583.05		387,275,583.05	
Provisions	17	25,871,883.85		25,681,899.04	
Provision for Taxation	18	174,070,706.48	587,218,173.38	174,112,081.48	587,069,563.57
Current Liabilities					
Trade and Other Creditors	19	41,555,490.06		52,408,969.33	
Accrued Expenses	20	14,422,781.34	55,978,271.40	2,978,661.69	55,387,631.02
Total Equity and Liabilities			270,854,446.28		299,908,448.78

Certification


The Accounting Policies & Notes pages from 07 to 34 form an integral part of these financial statements.


.....

Accountant

K.H.P. Dilhara (21-02-2024)

The Board of Directors is responsible for the preparation and presentation of these financial statements. These Financial statement were approved by the Board of Directors and signed on their behalf on 28-02-2024 at the Board meeting held in Ceylon Ceramics Corporation at Narahenpita.


.....

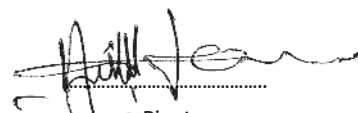
Chairman

A.N.R. Munasinghe


.....

Director

K.P.A.C. Wijethunga


.....

Director

W.M.A.P.K. Jayasundara

**CEYLON CERAMICS CORPORATION****STATEMENT OF FINANCIAL INCOME FOR THE YEAR ENDED 31ST DECEMBER 2023**

	<u>Notes</u>	<u>Year Ended</u> <u>31.12.2023</u> Rs.	<u>Year Ended</u> <u>31.12.2022</u> Rs.
Revenue	1	65,297,487.71	90,774,254.42
Cost of Sale	2	62,908,450.35	47,314,897.03
Gross Profit		2,389,037.36	43,459,357.39
Other Income	3	11,484,878.80	8,352,438.41
		<u>13,873,916.16</u>	<u>51,811,795.80</u>
<u>Operating Expenses</u>			
Administration & Establishment Expenses	4	50,664,966.97	45,918,022.08
Marketing & Distribution Expenses	5	88,000.00	24,800.00
Total Operating Expenses		<u>50,752,966.97</u>	<u>45,942,822.08</u>
Operating Profit/(Loss)		(36,879,050.81)	5,868,973.72
Finance Expenses	6	3,410,606.92	90,028.54
Profit/(Loss) before Taxation		<u>(40,289,657.73)</u>	<u>5,778,945.18</u>
Taxation		—	—
Net Profit/(Loss) after Taxation		<u>(40,289,657.73)</u>	<u>5,778,945.18</u>



CEYLON CERAMICS CORPORATION

STATEMENT OF CHANGES IN EQUITY FOR THE YEAR ENDED 31ST DECEMBER 2023

	Sch. No	Stated Capital	Retained Earnings	other Reserves	Total
Balance on 01 January 2022		2,640,000.00	(565,970,351.30)	217,014,035.00	(346,316,316.30)
Profit/(Loss) for the Year 2022		-	5,778,945.18	-	5,778,945.18
Adjustment For Previous Years		-	(2,011,376.72)	-	(2,011,376.72)
Balance on 31 December 2022		2,640,000.00	(562,202,782.84)	217,014,035.00	(342,548,747.84)
Profit/(Loss) for the Year 2023		-	(40,289,657.73)	-	(40,289,657.73)
Adjustment For Previous Years (As per schedule annexed)		-	11,496,407.07	-	11,496,407.07
Balance on 31 December 2023		2,640,000.00	(590,996,033.50)	217,014,035.00	(371,341,998.50)



CEYLON CERAMICS CORPORATION

CASH FLOW FOR THE YEAR ENDED 31ST DECEMBER 2023

	Year Ended 31.12.2023	Year Ended 31.12.2022
	Rs.	Rs.
CASH FLOWS FROM OPERATING ACTIVITIES		
Net Profit/(loss) Before Taxation	(40,289,657.73)	5,778,945.18
Adjustments	11,496,407.07	(2,011,376.72)
Item not involve in movment of funds		
Finance Expenses	3,410,606.92	90,028.54
Depreciation on Fixed Assets	1,601,743.79	1,643,701.96
Provision for Gratuity	834,451.36	13,999,407.59
Provision for taxation	18,625.00	12,650.00
Interest Income	(2,616,512.90)	(3,264,385.79)
Operating profit/(Loss) Before Working capital Changes	<u>(25,544,336.49)</u>	<u>16,248,970.76</u>
Changes in Working Capital		
Increase/Decrease in Inventories	8,000,945.49	(8,762,094.64)
Increase/Decrease in Receivables	4,389,128.91	1,595,961.55
Increase/Decrease in Advances, Deposits & Prepayments	1,097,890.42	(1,137,903.00)
Increase/Decrease in Trade & Other Creditors	10,853,479.27	(700,739.35)
Increase/Decrease in Accrued Expenses	11,444,810.85	2,071,399.36
Cash Generated from Operations	2,578,604.90	(6,913,876.08)
Gratuity paid	-	725,630.21
Tax paid	(60,000.00)	(360,000.00)
Net Cash Flow from Operating Activities	<u>-</u>	<u>-</u>
CASH FLOWS FROM INVESTING ACTIVITIES		
Interest received	2,616,512.90	3,264,385.79
Finance Expenses Paid	(3,410,606.92)	(90,028.54)
Reinvestment of interest	(2,616,512.90)	(3,264,385.79)
Acqisition of Fixed Assets	929,470.00	(3,926,345.00)
Net Cash flow from Investing activities	-	-
CASH & CASH EQUIVALENTS AT END OF PERIOD	(5,385,779.30)	-
Cash & Cash equivalent at the biginnig of the period	(7,254,657.85)	6,351,589.36
Cash & Cash equivalent at the end of the period	<u>(12,640,437.15)</u>	<u>(7,254,657.85)</u>
CASH & CASH EQUIVALENTS AT END OF PERIOD		



1) ACCOUNTING POLICIES

1.1 The statement of Financial Position, Statement of Comprehensive Income, statement of Changes in Equity and Statement Cash Flows, together with accounting Polices and notes, prepared in accordance with the Sri Lanka Accounting standards.

1.2 Basis of preparation these financial statements have been prepared on a historical cost basis. No adjustments have been made for inflationary factors affecting these accounts.

1.3 COMPARATIVE INFORMATION

The accounting policies applied by the Company are, unless otherwise stated, consistent with those used in the previous year. Previous Year's figures and phrases have been re arranged whatever necessary, to confirm to the current year's presentation.

2) ASSETS AND BASIS OF THE VALUATION.

- Property, Plant and Equipment

Property, Plant and Equipment are stated at cost less accumulated depreciation. The cost of Property, Plant and Equipment is their purchase cost or construction cost together with any incidental expenses of acquisition.

- Depreciation

Depreciation is provide on the cost of Property, Plant and Equipment on straight line basis over the expected useful life of the assets concerned

Building	3.5%	Roadways & fencing	20%
Power Supply	10%	Plant & Machinery	10%
Wells & Tanks	5%	Furniture & fittings	10%
Motor Vehicles	20%	Office Equipment	10%
LooseTools & Equipment	10%	Sound Equipment	10%
Security Equipment	10%	Tile pallets	25%

- The company provides for depreciation in the purchased year and in the year of disposal depreciation is fully charged.

- No depreciation is provided on land.

TRADE AND OTHER RECIVABLES

Trade receivable are stated at the amounts they are estimated to realized net of provisions for the bad and doubtful receivables.



- **CASH AND CASH EQUIVALENTS**

Cash and cash equivalents comprise cash at bank and in hand. Bank overdraft that are repayable on demand and from an integral part of the company's cash management are included as a component of cash and cash equivalents for the purpose of the statement of cash flows.

- **STOCK VALUATION**

The stock is valued actual production cost.

3) **LIABILITIES AND PROVISIONS.**

Provision for Gratuities

Full provision is made on accounts of gratuity under the payment of Gratuity act no 12 of 1983.

Trade and other payables

Trade and other payables are stated at their cost.

4) **INCOME STATEMENT**

- **Revenue-**

The turnover of the company represents the invoiced value of goods yet of trade discounts and sales returns.

- **Profit after taxation**

The profit after tax of the corporation is arrived at after providing for bad and doubtful debts, all known liabilities, stock adjustment and depreciation.

5) **STATEMENT OF CASH FLOW**

The statement of cash flow has been prepared using the "indirect method"

For the purpose of the statement of cash flow, cash and equivalents comprise of cash in hand and deposit with banks, net of outstanding bank overdrafts.

FIXED DEPOSIT

- The corporation fix deposits are as follows.
Peoples Bank - 16.66 Million
- Fixed deposit was allocation by the corporation for following objectives.
Re-Payment of sales Agents deposits
Payment for EPF Surcharge
- Provision for gratuity payments.
- A permanent overdraft Rs15mn facility was obtained for a period of one year, against Rs 16 mn of fixed deposits. The interest rate is 2% above fixed deposit interest.



CEYLON CERAMICS CORPORATION

NOTES TO THE FINANCIAL STATEMENTS FOR THE YEAR ENDED 31ST DECEMBER 2023

	Notes	Year Ended 31.12.2023	Year Ended 31.12.2022
		Rs.	Rs.
1. REVENUE			
Gross Sales		78,496,848.29	94,017,728.84
Less: Discount	1.1	(13,199,360.58)	(3,243,474.42)
Net Sales		65,297,487.71	90,774,254.42
2. COST OF SALES			
Cost of sale	2.1	62,908,450.35	47,314,897.03
		62,908,450.35	47,314,897.03
2.1 Production Cost			
Finished Goods as at 01 January 2023		36,699,670.48	30,916,975.16
Less- Damage Finished Goods		(131,059.87)	(287,811.74)
Increase/(Decrease) In Work- in- Progress		1,740,195.46	(1,654,671.73)
Finished Goods as at 31st December 2023		(32,480,713.34)	(36,699,670.48)
Add - Direct Cost	2.1.1	53,127,422.35	51,732,503.62
Indirect Cost	2.1.2	3,952,935.27	3,307,572.20
		62,908,450.35	47,314,897.03
2.1.1 Direct Cost			
Direct matireals (Clay & Sand)		1,812,896.16	2,375,169.18
Labour wages & Incentive		27,246,224.51	23,988,900.04
GeneralStock/Fuel		6,189,978.85	8,354,183.07
Stationery		93,070.72	101,417.45
Firewood		5,755,284.13	9,588,299.67
Electricity		10,661,617.98	5,894,820.88
Tile transport		1,368,350.00	971,713.33
Other Production cost of Bricks			458,000.00
		53,127,422.35	51,732,503.62
2.1.2 Indirect Cost			
Machinery Maintenance & Repair		1,175,510.00	1,461,047.00
Depreciation		1,601,743.79	1,492,052.70
Loading Charges		454,540.50	354,472.50
Stock Ajustment		721,140.98	-
		3,952,935.27	3,307,572.20
3. OTHER INCOME			
Loading charges		579,638.00	405,036.43
Transport		185,727.90	678,843.25
Rent from paddy farm			2,102,000.00
Rent- Building		64,850.00	64,900.00
Circuit Bungalows		90,500.00	187,000.00
Interest Income		2,616,512.90	3,264,385.79
Sand Permit			173,500.00
Miscellaneous		7,655,400.00	1,432,272.94
Sales of Broken Tile		292,250.00	44,500.00
		11,484,878.80	8,352,438.41



CEYLON CERAMICS CORPORATION

NOTES TO THE FINANCIAL STATEMENT FOR THE YEAR ENDED 31ST DECEMBER 2023

<u>Notes</u>	<u>Year Ended</u> 31.12.2023	<u>Year Ended</u> 31.12.2022
	<u>Rs.</u>	<u>Rs.</u>
4. ADMINISTRATION & ESTABLISHMENT EXPENSES		
Salaries & Allowance	33,816,676.85	29,058,538.99
E.P.F.12%	2,095,773.20	2,101,634.10
E.T.F 3%	517,797.86	529,245.10
Welfare	1,575,169.49	1,354,217.28
Telephone Charges	382,339.08	347,540.57
Water bills/Electricity	2,024,211.37	1,452,853.26
Fuel Travelling & Subsistance	2,020,386.00	1,894,425.02
Vehicle Maintanance & Repairs	560,232.00	1,566,904.00
Head Office Maintanance	663,643.50	654,940.19
Medical Bonus	566,459.10	677,461.12
Festival Bonus	612,100.00	930,462.50
Stationery & Postage	612,339.13	828,038.95
Board Meeting	535,000.00	329,000.00
Legal Fees		57,750.00
Depriciation		151,648.98
Rate & Taxes	147,275.08	136,944.89
Vehicle Hire	1,240,888.00	400,000.00
Audit commity meeting	140,000.00	150,000.00
Gratuity	834,451.36	729,086.21
Head office-Rent Stores	473,000.00	630,860.00
Vehicle Insurance	206,729.63	175,379.12
Audit fees	855,000.00	852,000.00
Attendance Incentive	235,600.00	245,010.00
Factory Maintanance	533,101.00	453,514.60
Stock Adjustments		203,666.60
Surcharge	16,794.32	6,900.60
	50,664,966.97	45,918,022.08
5. MARKETING & DISTRIBUTION EXPENSES		
Advertising	88,000.00	24,800.00
	88,000.00	24,800.00
6. FINANCE CHARGES		
Bank Charges & Commission	48,002.02	43,129.56
Over draft charges	3,362,604.90	46,898.98
	3,410,606.92	90,028.54



CEYLON CERAMICS CORPORATION

NOTES TO THE FINANCIAL STATEMENTS FOR THE YEAR ENDED 31ST DECEMBER 2023

7. PROPERTY, PLANT & EQUIPMENTS

COST/VALUATION	BALANCE AS AT 31/12/2022	ADDITONS	BALANCE AS AT 31/12/2023
Land	172,275,704.22	-	172,275,704.22
Buildings	32,597,107.19	159,250.00	32,756,357.19
Roadways & Fencing	208,828.67	-	208,828.67
Plant & Machinery	32,133,076.56	175,000.00	32,308,076.56
Vehicles	9,931,466.62	-	9,931,466.62
Office Equipments	3,252,871.33	150,240.00	3,403,111.33
Wells & Tanks	734,410.35	-	734,410.35
Power Supply	9,547,712.82	-	9,547,712.82
Furniture & Fittings	1,154,001.20	-	1,154,001.20
Agricultural Equipment	338,388.00	-	338,388.00
Loose Tools Equipment	464,349.68	-	464,349.68
Sound Equipment	156,834.58	-	156,834.58
Security Equipment	65,700.00	-	65,700.00
Tile Pallets	20,750,360.35	444,980.00	21,195,340.35
	283,610,811.57	929,470.00	284,540,281.57
DEPREIATIONS/AMORTIZATION	BALANCE AS AT 31/12/2022	CHARGE FOR THE YEAR	BALANCE AS AT 31/12/2023
Buildings	16,387,917.40	849,382.72	17,237,300.12
Roadways & Fencing	208,828.67	-	208,828.67
Plant & Machinery	29,777,972.97	367,701.34	30,145,674.31
Vehicles	9,931,466.62	-	9,931,466.62
Office Equipments	2,003,041.95	197,264.17	2,200,306.12
Wells & Tanks	680,788.86	8,420.89	689,209.75
Power Supply	8,900,438.13	84,605.84	8,985,043.97
Furniture & Fittings	956,068.13	43,816.75	999,884.88
Agricultural Equipment	338,388.00	-	338,388.00
Loose Tools Equipment	464,349.68	-	464,349.68
Sound Equipment	156,834.58	4,200.00	161,034.58
Security Equipment	40,500.00	-	40,500.00
Tile Pallets	20,750,360.35	46,352.08	20,796,712.43
	90,596,955.34	1,601,743.79	92,198,699.13
Written Down Value	193,013,856.23		192,341,582.44



CEYLON CERAMICS CORPORATION

NOTES TO THE FINANCIAL STATEMENTS AS AT 31ST DECEMBER 2023

	Year Ended 31.12.2023 Rs.	Year Ended 31.12.2022 Rs.
8. INVESTMENTS		
Fixed Deposits	16,670,000.00	25,571,903.90
	16,670,000.00	25,571,903.90
9. INVENTORIES		
Raw Metireals (Clay & Sand)	10,875,438.71	12,684,834.87
Finished Goods	31,992,793.90	36,699,670.48
Work in Progress	3,379,063.54	5,119,259.00
Stationery	267,226.05	522,042.77
Firewood	350,260.00	1,153,015.00
General Stocks	10,108,943.16	9,323,734.08
Damaged Stock	225,640.89	303,835.54
	57,199,366.25	65,806,391.74
10. TRADE & OTHER DEBTORS		
Trade Debtors	3,216,953.28	7,606,082.19
Other Debtors	412,854.00	412,854.00
Lanka Ceramics Limited	312.00	312.00
Receivable for EPF Surcharge-SRMC	2,316,853.29	2,316,853.29
	5,946,972.57	10,336,101.48
11. ADVANCE,DEPOSITS & PREPAYMENTS		
Security Deposits	17,601.90	17,601.90
Income Tax Receivables	1,221,666.00	1,221,666.00
Janatha Estate Development Board	5,000,000.00	5,000,000.00
Other Deposits	2,611,875.00	2,806,875.00
Factory Advance	742,947.00	1,191,973.68
Festival Advance	20,500.00	57,850.00
credit Sale-Tile Loan	1,596,014.04	2,012,527.78
	11,210,603.94	12,308,494.36
12. BANK & CASH BALANCES		
Cash at Bank-People's Bank	34,446.46	2,082,835.17
Nara- Peoples bank	(14,160,463.88)	(10,036,793.21)
Advance Account	429,162.64	455,656.90
Cash in Hand	25,038.18	45,579.18
Cash in Hand at Factory	1,031,379.45	198,064.11
	(12,640,437.15)	(7,254,657.85)



CEYLON CERAMICS CORPORATION

NOTES TO THE FINANCIAL STATEMENTS AS AT 31ST DECEMBER 2023

	31.12.2023	31.12.2022
	Rs.	Rs.
13. STATED CAPITAL		
Capital Contribution Released by the General T	2,640,000.00	2,640,000.00
	<u>2,640,000.00</u>	<u>2,640,000.00</u>
14. OTHER RESERVES		
Value of Assets & Transfer	15,154,617.00	15,154,617.00
Capital Reserve	1,132,817.00	1,132,817.00
14.01 Re valuation Surplus	16,287,434.00	16,287,434.00
Fixed Assets Revaluation Surplus	197,094,591.00	197,094,591.00
Other Reserve	2,632,010.00	2,632,010.00
Ministry Grant	-	1,000,000.00
	<u>216,014,035.00</u>	<u>217,014,035.00</u>
15. RETAINED EARNINGS	(590,996,033.50)	(562,202,782.84)
16. LONG TERM LOAN (Treasury)		
Treasury Loan -Advance from Mineral Sand	387,275,583.05	387,275,583.05
	<u>387,275,583.05</u>	<u>387,275,583.05</u>
17. PROVISION		
Gratuity provision	13,113,340.95	13,999,407.59
Audit Fees	3,499,009.00	2,644,009.00
E.P.F Surcharge	7,896,290.83	7,896,290.83
Legal Fees	145,500.00	145,500.00
Medical Bonus	1,217,743.07	996,691.62
	<u>25,871,883.85</u>	<u>25,681,899.04</u>
18. TAX PAYABLE		
Business Turnover Tax	5,583,754.00	5,583,754.00
Defence Levy Tax	38,406,285.00	38,406,285.00
Nation Building Tax	5,056,579.00	5,056,579.00
Value Added Tax	52,244,967.00	52,304,967.00
Good & Service Tax	59,488,623.00	59,488,623.00
With-Holding Tax	2,230,844.48	2,230,844.48
Stamp tax	57,400.00	38,775.00
Economic Service Charges	11,002,254.00	11,002,254.00
	<u>174,070,706.48</u>	<u>174,112,081.48</u>
19. TRADE & OTHER CREDITORS		
Trade Creditors		
Other Creditors	138,345.00	138,345.00
Lanka Ceramics Limited	26,226,152.00	26,226,152.00
Ceylon Petroleum Corporation	6,093,775.00	6,093,775.00
Tender Deposits	84,000.00	84,000.00
Dealers Deposits/Other Deposits	3,000,000.00	3,569,975.00
Advance on Sales	6,013,218.06	16,296,722.33
	<u>41,555,490.06</u>	<u>52,408,969.33</u>



CEYLON CERAMICS CORPORATION

NOTES TO THE FINANCIAL STATEMENTS AS AT 31ST DECEMBER 2023

	Year Ended 31.12.2023	Year Ended 31.12.2022
	Rs.	Rs.
<u>20.ACCURED EXPENSES</u>		
E.P.F. Payable	2,248,406.15	321,027.58
E.T.F. Payable	43,453.87	43,776.49
Salary Payable	311,601.44	258,367.73
Accured Electricity Exp.	4,941,330.17	632,778.39
Labour Wages Payable	1,767,584.67	421,780.00
Water/ Telephone	568,471.03	72,733.94
Miscellaneous	4,541,934.01	1,228,197.56
	<u>14,422,781.34</u>	<u>2,978,661.69</u>



CEYLON CERAMICS CORPORATION
DETAIL COMPREHENSIVE INCOME STATEMENT FOR THE YEAR ENDED 31ST DECEMBER 2023


Notes	Eragama	M'ganaya	Bingiriya	E'Pattuwa	Uswewa	Yatiyana	H'Office	Weuda	Oduchudan	B'Deniya	Year Ended 31.12.2023
											Rs.
1	54,718,861.16	7,569,590.24	5,095.75	-	2,646,275.58	207,097.48	-	-	150,567.50	-	65,297,487.71
2	44,062,932.15	16,154,179.37	29,566.98	26,604.31	1,424,663.62	546,130.90	215,781.75	329,500.00	119,091.27	-	62,908,450.35
Gross Profit	10,655,929.01	(8,584,589.13)	(24,471.23)	(26,604.31)	1,221,611.96	(339,033.42)	(215,781.75)	(329,500.00)	31,476.23	-	2,389,037.36
3	859,950.00	187,049.40	220.00	-	179,015.50	16,023.50	2,728,657.90	7,510,250.00	3,712.50	-	11,484,878.80
	11,515,879.01	(8,397,539.73)	(24,251.23)	(26,604.31)	1,400,627.46	(323,009.92)	2,512,876.15	7,180,750.00	35,188.73	-	13,873,916.16
Operating Expenses											
4	10,053,034.53	4,724,530.43	1,173,918.43	544,597.11	5,981,566.61	3,840,514.03	21,088,831.82	1,366,001.45	1,891,972.56	-	50,664,966.97
Administration & Establishment Expenses											
5	8,000.00	-	-	-	-	-	80,000.00	-	-	-	88,000.00
Marketing & Distribution Expenses											
Total Operating Expenses	10,061,034.53	4,724,530.43	1,173,918.43	544,597.11	5,981,566.61	3,840,514.03	21,168,831.82	1,366,001.45	1,891,972.56	-	50,664,966.97
Operating Profit/(Loss)	1,454,844.48	(13,122,070.16)	(1,198,169.66)	(571,201.42)	(4,580,939.15)	(4,163,523.95)	(18,655,955.67)	5,814,748.55	(1,856,783.83)	-	(36,879,050.81)
Finance Expenses	3,833.01	2,056.73	-	-	-	-	3,404,717.18	-	-	-	3,410,606.92
Profit/(loss) before Taxation	1,451,011.47	(13,124,126.89)	(1,198,169.66)	(571,201.42)	(4,580,939.15)	(4,163,523.95)	(22,060,672.85)	5,814,748.55	(1,856,783.83)	-	(40,289,657.73)
Taxation	-	-	-	-	-	-	-	-	-	-	-
Net Profit/(Loss) after Taxation	1,451,011.47	(13,124,126.89)	(1,198,169.66)	(571,201.42)	(4,580,939.15)	(4,163,523.95)	(22,060,672.85)	5,814,748.55	(1,856,783.83)	-	(40,289,657.73)




CEYLON CERAMICS CORPORATION
DETAIL STATEMENT OF FINANCIAL POSITION AS AT 31ST DECEMBER 2023

Notes	Eragama	M'ganaya	Bingriya	E'Pattuwa	Uswewa	Yatiyana	H'Office	Weuda	Oduchudan	B'Deniya	Year Ended 31.12.2023
											Rs.
ASSETS											
Non Current Assets											
7	6,903,068.39	773,602.39	324,313.09	96,701.79	10,410.71	9,579,746.73	1,252,195.67	135,746,500.12	633,902.47	37,147,500.00	192,467,941.36
	6,903,068.39	773,602.39	324,313.09	96,701.79	10,410.71	9,579,746.73	1,252,195.67	135,746,500.12	633,902.47	37,147,500.00	192,467,941.36
8	-	-	-	-	-	-	16,670,000.00	-	-	-	16,670,000.00
	-	-	-	-	-	-	16,670,000.00	-	-	-	16,670,000.00
INVESTMENTS											
INVESTMENTS											
	-	-	-	-	-	-	-	-	-	-	-
CURRENT ASSETS											
9	9,415,297.61	14,701,349.06	2,516,184.16	3,633,654.09	15,294,038.80	8,463,437.25	74,443.47	608,834.98	2,492,126.83	-	57,199,366.25
10	350,333,392.41	(200,272,973.99)	(100,869,315.85)	(212,909,502.34)	(169,392,380.89)	(145,865,057.38)	745,587,567.89	(161,672,249.81)	(17,601,670.52)	(81,390,836.93)	5,946,972.59
11	579,522.59	951,744.64	61,000.00	332,400.00	416,824.87	708,872.12	6,849,079.64	538,820.00	593,340.08	179,000.00	11,210,603.94
12	672,981.22	366,761.86	19,965.95	-	24,958.45	47,135.03	(13,794,067.24)	-	21,827.58	-	(12,640,437.15)
	361,001,193.83	(184,253,118.43)	(98,272,165.74)	(208,943,448.25)	(153,656,558.77)	(136,645,612.98)	738,717,023.76	(160,524,594.83)	(14,494,376.03)	(81,211,836.93)	61,716,505.63
	367,904,262.22	(183,479,516.04)	(97,947,852.65)	(208,846,746.46)	(153,646,148.06)	(127,065,866.25)	756,639,219.43	(24,778,094.71)	(13,860,473.56)	(44,064,336.93)	270,854,446.28
TOTAL ASSETS											
EQUITY AND LIABILITIES											
Capital and Reserve											
13	840,000.00	1,000,000.00	-	-	-	-	800,000.00	-	-	-	2,640,000.00
14	1,132,817.00	-	-	2,192,271.00	3,419,140.00	-	4,167,976.00	1,888,004.00	1,629,147.00	1,858,079.00	16,287,434.00
15	431,433,970.22	2,632,010.00	(99,480,670.45)	(211,649,821.51)	(163,190,811.62)	(155,330,865.11)	23,372,091.00	136,635,000.00	37,087,500.00	37,087,500.00	199,726,601.00
	432,566,787.22	(184,755,510.91)	(98,480,670.45)	(209,457,550.51)	(159,771,671.62)	(131,958,774.11)	66,679,714.07	(25,780,529.38)	(17,318,995.84)	(44,064,796.97)	(372,341,998.50)
16	-	-	-	-	-	-	387,275,583.05	-	-	-	387,275,583.05
17	3,833,405.01	912,975.81	875.00	39,028.00	3,025,422.18	2,117,786.63	15,563,339.52	-	379,926.70	-	25,871,883.85
18	20,300.00	5,625.00	875.00	1,325.00	11,525.00	5,000.00	174,024,731.48	225.00	1,100.00	-	174,070,706.48
	3,853,705.01	918,600.81	875.00	40,353.00	3,036,947.18	2,122,786.63	576,863,654.05	225.00	381,026.70	-	587,218,173.38
Current Liabilities											
19	7,401,576.32	1,352,837.70	-	-	481,149.04	-	32,319,927.00	-	-	-	41,555,490.06
20	5,323,341.88	6,212,424.67	90,283.08	55,258.80	666,808.84	414,242.02	1,524,783.85	8,964.74	126,673.46	-	14,422,781.34
	12,724,918.20	7,565,262.37	90,283.08	55,258.80	1,147,957.88	414,242.02	33,844,710.85	8,964.74	126,673.46	-	55,978,271.40
	449,145,410.43	(176,271,647.73)	(98,389,512.37)	(209,361,988.71)	(155,586,766.56)	(129,421,745.46)	677,388,078.97	(25,771,339.64)	(16,811,295.68)	(44,064,796.97)	270,854,446.28

We certify above Financial Position as at 31st December 2023 are true and correct.


.....
Accountant
K.H.P. Dilhara


.....
Director
K.P.A.C. Wijethunga


.....
Director
W.M.A.P.K. Jayasundara



CEYLON CERAMICS CORPORATION
NOTES TO THE FINANCIAL STATEMENTS FOR THE YEAR ENDED 31ST DECEMBER 2023

Notes	Eragama	M'banaya	Bingiriya	E'pattuwa	Uswewa	Yatiyana	H'Office	Weuda	Oduchudan	B'Deniya	Year Ended 31.12.2023 Rs.
1. REVENUE											
Gross Sales	65,391,319.81	9,604,552.33	5,995.00	-	3,084,167.65	260,246.00	-	-	150,567.50	-	78,496,848.29
Less: Discount	10,672,458.65	2,034,962.09	899.25	-	437,892.07	53,148.52	-	-	-	-	13,199,360.58
Net Sales	54,718,861.16	7,569,590.24	5,095.75	-	2,646,275.58	207,097.48	-	-	150,567.50	-	65,297,487.71
2. COST OF SALES											
Production Cost	44,062,932.15	16,154,179.37	29,566.98	26,604.31	1,424,663.62	546,130.90	215,781.75	329,500.00	119,091.27	-	62,908,450.35
	44,062,932.15	16,154,179.37	29,566.98	26,604.31	1,424,663.62	546,130.90	215,781.75	329,500.00	119,091.27	-	62,908,450.35
2.1 Production Cost											
Finished Goods as at 01 January 2022	9,998,904.26	7,206,911.00	1,739,430.00	100,224.00	11,983,138.12	4,670,781.22	-	139,263.48	861,018.40	-	36,699,670.48
Damages	(34,240.69)	(25,377.96)	-	-	(11,477.34)	(9,424.80)	-	(50,539.08)	-	-	(131,059.87)
Increase/ Decrease in Work in Progress	1,919,356.00	(616,527.54)	-	-	437,367.00	-	-	-	-	-	1,740,195.46
Finished Goods as at 31 December 2023	(5,844,716.54)	(7,862,281.80)	(1,739,430.00)	(100,224.00)	(11,322,961.78)	(4,661,356.42)	-	(88,724.40)	(861,018.40)	-	(32,480,713.34)
Direct Cost	36,680,055.52	16,358,141.83	-	-	89,225.00	-	-	-	-	-	53,127,422.35
Indirect Cost	1,343,573.60	1,093,313.84	29,566.98	26,604.31	249,372.62	546,130.90	215,781.75	329,500.00	119,091.27	-	3,952,935.27
	44,062,932.15	16,154,179.37	29,566.98	26,604.31	1,424,663.62	546,130.90	215,781.75	329,500.00	119,091.27	-	62,908,450.35
2.1.1 Direct Cost											
Direct Material (Clay & Sand)	1,669,820.14	143,076.02	-	-	-	-	-	-	-	-	1,812,896.16
Labour wages & Incentive	18,060,574.67	9,108,949.84	-	-	76,700.00	-	-	-	-	-	27,246,224.51
General Stock/Fuel	4,506,506.38	1,672,992.47	-	-	10,480.00	-	-	-	-	-	6,189,978.85
Stationery	72,180.72	18,845.00	-	-	2,045.00	-	-	-	-	-	93,070.72
Firewood	5,435,170.00	320,114.13	-	-	-	-	-	-	-	-	5,755,284.13
Electricity	6,300,803.61	4,360,814.37	-	-	-	-	-	-	-	-	10,661,617.98
Tile Transport charges	635,000.00	733,350.00	-	-	-	-	-	-	-	-	1,368,350.00
Production cost of Bricks	36,680,055.52	16,358,141.83	-	-	89,225.00	-	-	-	-	-	53,127,422.35
2.1.2 Indirect Cost											
Machinery Maintenance & Repair	350,800.00	824,710.00	-	-	-	-	-	-	-	-	1,175,510.00
Vehicle Insurance	-	-	-	-	-	-	-	-	-	-	-
Depreciation	453,373.32	85,036.44	22,482.18	15,516.31	25,496.52	334,146.00	217,281.75	329,500.00	118,911.27	-	1,601,743.79
Loading Charges	454,540.50	-	-	-	-	-	-	-	-	-	454,540.50
Salaries & Allowance	84,859.78	183,567.40	7,084.80	11,088.00	223,876.10	211,984.90	(1,500.00)	-	180.00	-	721,140.98
Stock Adjustments	1,343,573.60	1,093,313.84	29,566.98	26,604.31	249,372.62	546,130.90	215,781.75	329,500.00	119,091.27	-	3,952,935.27
3. OTHER INCOME											
Loading charges	466,606.00	74,565.50	220.00	-	32,015.50	2,518.50	-	-	3,712.50	-	579,638.00
Transport	99,994.00	85,733.90	-	-	-	-	-	-	-	-	185,727.90
Rent	-	-	-	-	-	-	-	-	-	-	-
Rent- Canteen	-	-	-	-	-	-	-	-	-	-	-
Rent- Paddy farm	-	-	-	-	-	-	-	-	-	-	-
Rent- Building	600.00	1,250.00	-	-	3,000.00	-	60,000.00	-	-	-	64,850.00
Sale Of Green Clay Box	-	-	-	-	-	-	-	-	-	-	-
Circuit Bungalows	87,000.00	-	-	-	-	-	3,500.00	-	-	-	90,500.00
Treasury Grant Recurrent	-	-	-	-	-	-	-	-	-	-	-
Sand/Road permit	-	-	-	-	-	-	-	-	-	-	-
Interest Income	81,500.00	1,500.00	-	-	-	13,505.00	2,616,512.90	-	-	-	2,616,512.90
Miscellaneous	124,250.00	24,000.00	-	-	144,000.00	-	48,645.00	7,510,250.00	-	-	7,655,400.00
Sales of Broken Tile	859,950.00	187,049.40	220.00	-	179,015.50	16,023.50	2,728,657.90	7,510,250.00	3,712.50	-	11,484,878.80



CEYLON CERAMICS CORPORATION
NOTES TO THE FINANCIAL STATEMENTS AS AT 31ST DECEMBER 2023

Notes	Eragama	M'iganaya	Bingiriya	E'Pattuwa	Uswewa	Yatliyana	H'Office	Weuda	Oduchudhan	B'Deniya	Year Ended 31.12.2023 Rs.
EXPENSES											
Salaries & Allowance	7,505,813.07	2,768,632.80	1,040,400.00	487,525.00	4,785,110.48	3,073,550.55	11,284,025.39	1,236,400.00	1,635,219.56	-	33,816,676.85
E.P.F. 12%	643,601.60	201,158.66	-	-	375,013.25	239,091.07	583,744.91	-	53,163.71	-	2,095,773.20
E.T.F. 3%	154,750.03	50,289.66	-	-	93,770.40	59,772.77	145,924.06	-	13,290.94	-	517,797.86
Water Bill	-	36,422.00	-	16,782.29	-	-	440,939.37	-	-	-	494,143.66
Electricity	-	-	97,246.07	16,065.82	298,651.38	164,012.68	760,941.07	118,348.85	74,801.84	-	1,530,067.71
Wellfare	296,534.26	528,206.00	29.00	2,135.00	37,370.00	17,440.00	688,855.23	-	4,600.00	-	1,575,169.49
Telephone Charges	63,643.11	38,939.80	10,419.35	-	10,419.35	18,189.68	227,989.53	-	12,738.26	-	382,339.08
Fuel Travelling & Bata subsistence	147,742.00	317,294.00	12,774.00	-	-	3,756.00	1,516,840.00	-	21,980.00	-	2,020,386.00
Vehicle Maintenance & Repairs	45,440.00	56,050.00	-	-	-	-	458,742.00	-	-	-	560,232.00
Head Office Maintenance	-	-	-	-	-	-	663,643.50	-	-	-	663,643.50
Medical Bor	80,367.12	38,590.26	-	-	150,831.25	116,579.61	180,090.86	-	-	-	566,459.10
Festival Bonus	610,000.00	-	-	-	-	-	2,100.00	-	-	-	612,100.00
Stationery & Postage	57,615.55	61,473.77	13,050.01	3,839.00	6,030.00	7,530.30	455,165.50	1,260.00	6,675.00	-	612,339.13
Rates & Taxes	73,900.00	51,997.48	-	-	-	6,985.00	4,400.00	9,992.60	-	-	147,275.08
Board Meeting	48,220.00	461,185.00	-	17,250.00	-	2,736.00	535,000.00	-	3,710.00	-	535,000.00
factory maintenance	-	-	-	-	-	-	16,794.32	-	-	-	16,794.32
Surcharge	-	38,850.00	-	-	-	-	1,202,038.00	-	-	-	1,240,888.00
Vehicle Hire	259,378.74	43,291.00	-	-	154,470.50	105,520.37	252,747.50	-	19,343.25	-	834,451.36
Gratuity	-	-	-	-	-	-	429,000.00	-	44,000.00	-	473,000.00
Rent Thalawathugoda /oddu	-	-	-	-	-	-	189,950.58	-	-	-	206,729.63
Vehicle Insurance	16,779.05	-	-	-	-	-	855,000.00	-	-	-	855,000.00
Audit fees	49,250.00	32,450.00	-	1,000.00	70,200.00	25,350.00	54,900.00	-	2,450.00	-	235,600.00
Attendance Incentive	-	-	-	-	-	-	140,000.00	-	-	-	140,000.00
Audit comitty meeting charges	10,053,034.53	4,724,530.43	1,173,918.43	544,597.11	5,981,566.61	3,840,514.03	21,088,831.82	1,366,001.45	1,891,972.56	-	50,664,966.97
5. MARKETING & DISTRIBUTION EXPENSES											
Advertising	8,000.00	-	-	-	-	-	80,000.00	-	-	-	88,000.00
Tile Transport Charges	8,000.00	-	-	-	-	-	80,000.00	-	-	-	88,000.00
6. FINANCE CHARGES											
Bank Charges & Commission	3,833.01	2,056.73	-	-	-	-	3,404,717.18	-	-	-	3,410,606.92
	3,833.01	2,056.73	-	-	-	-	3,404,717.18	-	-	-	3,410,606.92



CEYLON CERAMICS CORPORATION
NOTES TO THE FINANCIAL STATEMENTS AS AT 31ST DECEMBER 2023

	Notes	Eragama	M'ganaya	Bingiriya	E'Pattuwa	Uswewa	Yatiyana	H'Office	Weuda	Odduchudan	B'Deniya	Year Ended 31.12.2023 Rs.
7. PROPERTY, PLANT & EQUIPMENTS												
COST/VALUATION												
Land		106,013.00	103,375.22	85,591.00			6,321,875.00		128,435,000.00	76,350.00	37,147,500.00	172,275,704.22
Buildings		7,348,801.00	1,401,179.19	2,297,562.00	1,277,853.00	3,416,864.00	8,425,600.00		7,700,000.00	888,498.00		32,756,357.19
Roadways & Fencing		118,352.00	71,847.09	-	-	18,003.58			626.00			208,828.67
Plant & Machinery		4,896,222.40	10,264,318.96	323,845.00	2,663,328.00	4,057,483.20	6,683,775.00	1,803,171.00	600,000.00	1,015,933.00		32,308,076.56
Vehicles		361,881.00	863,178.62	65,285.00	567,605.00	313,199.00	957,112.00	5,488,333.00	676,448.00	638,425.00		9,931,466.62
Office Equipments		167,248.00	150,839.08	17,163.00	35,984.00	21,850.00	118,494.00	2,884,298.25	7,055.00	180.00		3,403,111.33
Wells & Tanks		46,111.00	257,928.35	85,044.00	55,429.00	176,733.00			65,677.00	47,488.00		734,410.35
Power Supply		2,120,062.00	2,658,314.38	127,639.00	120,666.00	3,154,411.00	210,600.00		38,588.00	1,117,432.44		9,547,712.82
Furniture & Fittings		91,904.00	61,145.70	25,239.00	3,225.00	197,304.00		672,523.50	48,913.00	53,747.00		1,154,001.20
Agricultural Equipment		338,388.00										338,388.00
Loose Tools Equipment		25,936.00	60,838.68	23,633.00		114,954.00	24,446.00	7,363.00	117,458.00	89,721.00		464,349.68
Sound Equipment		-	78,184.58			465.00				78,185.00		156,834.58
Security Equipment		22,000.00			23,700.00			20,000.00				65,700.00
Tile Pallets		2,589,328.00	7,185,425.35	1,252,938.00	3,420,746.00	2,369,804.00	2,012,859.00		2,030,958.00	333,282.00		21,195,340.35
		18,232,246.40	23,156,575.20	4,303,939.00	8,168,536.00	13,841,070.78	24,754,761.00	10,875,688.75	139,720,723.00	4,339,241.44	37,147,500.00	284,540,281.57
DEPREIATIONS/AMORTIZATION												
Buildings		2,150,682.53	1,409,600.08	2,066,339.86	1,165,699.13	3,416,863.93	5,308,128.00		808,500.00	911,486.59		17,237,300.12
Roadways & Fencing		118,352.00	71,847.09			18,003.58			626.00			208,828.67
Plant & Machinery		3,811,058.32	9,764,873.80	316,345.04	2,679,355.32	4,047,072.95	6,543,375.00	1,803,171.00	179,999.88	1,000,423.00		30,145,674.31
Vehicles		361,881.00	863,178.62	65,285.00	567,605.00	313,199.00	957,112.00	5,488,333.00	676,448.00	638,425.00		9,931,466.62
Office Equipments		80,312.42	12,514.26	17,163.01	35,409.00	21,850.00	118,494.27	1,780,969.24	7,055.00	180.00		2,073,947.20
Wells & Tanks		47,835.32	208,629.38	85,044.00	55,428.75	176,732.90			65,677.00	49,862.40		689,209.75
Power Supply		2,120,062.00	2,666,735.27	127,639.00	120,666.01	3,154,410.71	210,600.00		38,588.00	546,342.98		8,985,043.97
Furniture & Fittings		72,970.34	61,145.70	25,239.00	3,225.00	197,304.00		533,656.84	48,913.00	57,431.00		999,884.88
Agricultural Equipment		338,388.00										338,388.00
Loose Tools Equipment		25,936.00	60,838.68	23,633.00		114,954.00	24,446.00	7,363.00	117,458.00	89,721.00		464,349.68
Sound Equipment		-	78,184.58			465.00				78,185.00		156,834.58
Security Equipment		11,000.00			23,700.00			10,000.00				44,700.00
Tile Pallets		2,190,700.08	7,185,425.35	1,252,938.00	3,420,746.00	2,369,804.00	2,012,859.00		2,030,958.00	333,282.00		20,796,712.43
		11,329,178.01	22,382,972.81	3,979,625.91	8,071,834.21	13,830,660.07	15,175,014.27	9,623,493.08	3,974,222.88	3,705,338.97		92,072,340.21
		6,903,068.39	773,602.39	324,313.09	96,701.79	10,410.71	9,579,746.73	1,252,195.67	135,746,500.12	633,902.47	37,147,500.00	192,467,941.36
WRITTEN DOWN VALUE												



CEYLON CERAMICS CORPORATION
NOTES TO THE FINANCIAL STATEMENTS AS AT 31ST DECEMBER 2023

	Notes	Eragama	M'ganaya	Bingiriya	E'Pattuwa	Uswewa	Yatiyana	H'Office	Weuda	Oduchudan	B'Demiya	Year Ended 31.12.2023 Rs.
8. INVESTMENTS												
Fixed Deposit		-	-	-	-	-	-	16,670,000.00	-	-	-	16,670,000.00
		-	-	-	-	-	-	16,670,000.00	-	-	-	16,670,000.00
9. INVENTORIES												
Clay & Sand		244,220.68	3,629,433.23	516,645.00	2,796,539.40	738,884.53	2,949,715.87	-	-	-	-	10,875,438.71
Finished Goods		5,844,716.54	7,862,281.80	1,732,345.20	38,610.00	11,099,085.68	4,465,476.92	-	89,259.36	861,018.40	-	31,992,793.90
Work in Progress		2,054,118.00	616,527.54	-	-	93,096.00	615,322.00	-	-	-	-	3,379,063.54
Stationery		69,742.40	50,154.72	38,070.10	-	19,221.56	17,492.80	70,863.47	1,681.00	-	-	267,226.05
Firewood		350,260.00	-	-	-	-	-	-	-	-	-	350,260.00
General Stocks		815,929.30	2,514,873.31	229,123.86	736,734.69	3,308,284.17	403,454.86	2,080.00	467,355.54	1,631,108.43	-	10,108,943.16
Damage Stock		36,310.69	28,079.46	-	61,770.00	35,466.86	11,974.80	1,500.00	50,539.08	-	-	225,640.89
		9,415,297.61	14,701,349.06	2,516,184.16	3,633,654.09	15,294,038.80	8,463,437.25	74,443.47	608,834.98	2,492,126.83	-	57,199,366.25
10. TRADE & OTHER DEBTORS												
Trade Debtors		691,753.90	-	-	-	1,439,075.00	142,100.00	944,024.38	-	-	-	3,216,953.28
Other Debtors		-	-	-	-	-	-	412,854.00	-	-	-	412,854.00
Lanka Ceramics Limited		-	-	-	-	-	-	-	-	-	312.00	312.00
Receivable for EPF Surcharge-SRMC		-	-	-	-	-	-	2,316,853.29	-	-	-	2,316,853.29
Amounts Due from Related Parties		349,641,638.51	(200,272,973.99)	(100,869,315.85)	(212,909,502.34)	(170,831,455.89)	(146,007,157.38)	741,913,836.22	(161,672,249.81)	(17,601,670.52)	(81,391,148.93)	-
		350,333,392.41	(200,272,973.99)	(100,869,315.85)	(212,909,502.34)	(169,392,380.89)	(145,865,057.38)	745,587,567.89	(161,672,249.81)	(17,601,670.52)	(81,390,836.93)	5,946,972.57
11. ADVANCE, DEPOSITS & PREPAYMENTS												
Security Deposits		-	-	-	-	-	-	17,601.90	-	-	-	17,601.90
Income Tax Receivables		-	-	-	-	-	-	1,221,666.00	-	-	-	1,221,666.00
Janatha Estate Development Board		-	-	-	-	-	-	5,000,000.00	-	-	-	5,000,000.00
Other Deposits		177,875.00	411,880.00	43,500.00	332,400.00	232,000.00	560,404.00	135,996.00	538,820.00	443,800.00	179,000.00	2,611,875.00
Factory Advance		-	299,147.00	-	-	-	-	-	-	-	-	742,947.00
Festival Advance		-	-	17,500.00	-	-	-	3,000.00	-	-	-	20,500.00
credit Sale-Tile Loan		401,647.59	240,717.64	-	-	184,824.87	148,468.12	470,815.74	-	149,540.08	-	1,596,014.04
		579,522.59	951,744.64	61,000.00	332,400.00	416,824.87	708,872.12	6,849,079.64	538,820.00	593,340.08	179,000.00	11,210,603.94



CEYLON CERAMICS CORPORATION

NOTES TO THE FINANCIAL STATEMENTS AS AT 31ST DECEMBER 2023

Notes	Eragama	M'ganaya	Bingiriya	E'Pattuwa	Uswewa	Yatiyana	H'Office	Weuda	Odduchudan	B'Deniya	Year Ended 31.12.2023 Rs.
12. BANK & CASH BALANCES											
Cash at Bank- People's Bank	-	-	-	-	-	-	34,446.46	-	-	-	34,446.46
Peoples bank-Nara	-	-	-	-	-	-	(14,160,463.88)	-	-	-	(14,160,463.88)
Advance Account	59,183.21	256,762.42	19,965.95	-	24,958.45	46,465.03	-	-	21,827.58	-	429,162.64
Cash in Hand	613,798.01	109,999.44	-	-	-	670.00	25,038.18	-	-	-	25,038.18
Prepayment	672,981.22	366,761.86	19,965.95	-	24,958.45	47,135.03	306,912.00	-	-	-	1,031,379.45
							(13,794,067.24)	-	21,827.58	-	(12,640,437.15)
13. STATED CAPITAL											
Capital/Contribution Released by the											
General Treasury	-	840,000.00	1,000,000.00	-	-	-	800,000.00	-	-	-	2,640,000.00
	-	840,000.00	1,000,000.00	-	-	-	800,000.00	-	-	-	2,640,000.00
14. OTHER RESERVES											
Value of Assets & Transfer	-	-	-	2,192,271.00	3,419,140.00	-	4,167,976.00	1,888,004.00	1,629,147.00	1,858,079.00	15,154,617.00
Capital Reserve	1,132,817.00	-	-	-	-	-	-	-	-	-	1,132,817.00
Fixed Assets Revaluation Surplus	-	2,632,010.00	-	-	-	23,372,091.00	-	136,635,000.00	-	37,087,500.00	199,726,601.00
Other Reserve	-	-	-	-	-	-	-	-	-	-	-
Ministry Grant	-	-	-	-	-	-	-	-	-	-	-
	1,132,817.00	2,632,010.00	-	2,192,271.00	3,419,140.00	23,372,091.00	4,167,976.00	138,523,004.00	1,629,147.00	38,945,579.00	216,014,035.00
15. RETAINED EARNINGS											
Balance as at 01/01/23	431,542,672.24	(175,168,477.52)	(98,282,500.79)	(225,352,139.09)	(157,310,786.28)	(151,148,895.91)	76,237,361.42	(162,618,281.93)	(17,091,359.01)	(83,010,375.97)	(562,202,782.84)
Adjustment For Previous Years	(1,559,713.49)	65,083.50	-	14,273,519.00	(1,299,086.19)	(18,445.25)	35,049.50	-	-	-	11,496,407.07
Profit/(Loss) for the Year 2023	1,451,011.47	(13,124,126.89)	(1,198,169.66)	(571,201.42)	(4,580,939.15)	(4,163,523.95)	(22,060,672.85)	5,814,748.55	(1,856,783.83)	-	(40,289,657.73)
Balance as at 31/12/23	431,433,970.22	(188,227,520.91)	(99,480,670.45)	(211,649,821.51)	(163,190,811.62)	(155,530,865.11)	54,211,738.07	(156,803,533.38)	(18,948,142.84)	(83,010,375.97)	(590,996,033.50)
16. LONG TERM LOAN (Treasury)											
Treasury Loan -Advance from	-	-	-	-	-	-	387,275,583.05	-	-	-	387,275,583.05
Mineral Sand	-	-	-	-	-	-	387,275,583.05	-	-	-	387,275,583.05
17. PROVISION											
Gratuity provision	3,652,399.08	779,905.00	-	-	2,756,675.38	1,948,188.99	3,620,990.00	-	355,182.50	-	13,113,340.95
Audit Fees	-	-	-	-	-	-	3,499,009.00	-	-	-	3,499,009.00
E.P.F Surcharge	-	-	-	-	-	-	7,896,290.83	-	-	-	7,896,290.83
Legal Fees	-	-	-	-	-	-	145,500.00	-	-	-	145,500.00
Medical Bonus	181,005.93	133,070.81	-	39,028.00	268,746.80	169,597.64	401,549.69	-	24,744.20	-	1,217,743.07
	3,833,405.01	912,975.81	-	39,028.00	3,025,422.18	2,117,786.63	15,563,339.52	-	379,926.70	-	25,871,883.85



CEYLON CERAMICS CORPORATION
NOTES TO THE FINANCIAL STATEMENTS AS AT 31ST DECEMBER 2023

Notes	Eragama	M'ganaya	Bingiriya	E'Pattuwa	Uswewa	Yatiyana	H'Office	Weuda	Odduchudan	B'Deniya	Year Ended 31.12.2023 Rs.
18. PROVISION FOR TAXATION											
Business Turnover Tax	-	-	-	-	-	-	5,583,754.00	-	-	-	5,583,754.00
Defence Levy Tax	-	-	-	-	-	-	38,406,285.00	-	-	-	38,406,285.00
Nation Building Tax	-	-	-	-	-	-	5,056,579.00	-	-	-	5,056,579.00
Value Added Tax	-	-	-	-	-	-	52,244,967.00	-	-	-	52,244,967.00
Good & Service Tax	-	-	-	-	-	-	59,488,623.00	-	-	-	59,488,623.00
Stamp Tax	20,300.00	5,625.00	875.00	1,325.00	11,525.00	5,000.00	11,425.00	225.00	1,100.00	-	57,400.00
With-Holding Tax	-	-	-	-	-	-	2,230,844.48	-	-	-	2,230,844.48
Economic Service Charges	-	-	-	-	-	-	11,002,254.00	-	-	-	11,002,254.00
	20,300.00	5,625.00	875.00	1,325.00	11,525.00	5,000.00	174,024,731.48	225.00	1,100.00	-	174,070,706.48
19. TRADE & OTHER CREDITORS											
Trade Creditors	-	-	-	-	-	-	-	-	-	-	-
Other Creditors	138,345.00	-	-	-	-	-	-	-	-	-	138,345.00
Lanka Ceramics Limited	-	-	-	-	-	-	26,226,152.00	-	-	-	26,226,152.00
Ceylon Petroleum Corporation	-	-	-	-	-	-	6,093,775.00	-	-	-	6,093,775.00
Tender Deposits	84,000.00	-	-	-	-	-	-	-	-	-	84,000.00
Retention Money	-	-	-	-	-	-	-	-	-	-	-
Employees Security Deposits	-	-	-	-	-	-	-	-	-	-	-
Dealers Deposits/Other Deposits	3,000,000.00	-	-	-	-	-	-	-	-	-	3,000,000.00
Advance on Sales	4,179,231.32	1,352,837.70	-	-	481,149.04	-	-	-	-	-	6,013,218.06
	7,401,576.32	1,352,837.70	-	-	481,149.04	-	32,319,927.00	-	-	-	41,555,490.06
20. ACCURED EXPENSES											
E.P.F. Payable	669,291.60	199,247.95	-	-	397,771.87	276,860.59	649,918.29	-	55,315.85	-	2,248,406.15
E.T.F. Payable	13,295.80	3,800.58	-	-	6,705.15	5,564.93	13,021.86	-	1,065.55	-	43,453.87
Salary Payable	171,441.44	8,960.00	-	-	-	-	131,200.00	-	-	-	311,601.44
Accured Electricity Exp.	1,614,404.39	2,850,600.20	79,605.07	4,305.40	170,871.82	85,797.32	66,798.14	7,704.74	61,243.09	-	4,941,330.17
Accured Water & Telephone Exp.	266,983.65	77,388.98	2,000.00	13,178.40	2,000.00	8,239.18	196,401.85	-	2,278.97	-	568,471.03
Labour Wages Payable	508,740.00	1,145,232.96	-	-	-	17,300.00	96,311.71	-	-	-	1,767,584.67
Miscellaneous	2,079,185.00	1,927,194.00	8,678.01	37,775.00	89,460.00	20,480.00	371,132.00	1,260.00	6,770.00	-	4,541,934.01
	5,323,341.88	6,212,424.67	90,283.08	55,258.80	666,808.84	414,242.02	1,524,783.85	8,964.74	126,673.46	-	14,422,781.34



CEYLON CERAMICS CORPORATION
SCHEDULES FOR THE NOTES
Sch: No.01

Debtors Analysis 2023

Factory	Less than One Year	1-2 Year	2-3 Year	More than Three Year	Total
Eragama Factory					
Building Materials Corporation				593,490.00	593,490.00
S.Niranjanaraja	98,263.90			-	
	98,263.90		-	593,490.00	593,490.00
Uswewa Factory		-			
Building Materials Corporation	-	-		1,439,075.00	1,439,075.00
		-	-	1,439,075.00	1,439,075.00
Yatiyana Factory					
Building Materials Corporation				142,100.00	142,100.00
				142,100.00	142,100.00
Head office ccc				944,024.38	944,024.38
				944,024.38	944,024.38
Trade debtors					
	98,263.90			3,118,689.38	3,216,953.28
Head Office					
SRMC				2,316,853.29	2,316,853.29
Show Tile Factory				401,354.00	401,354.00
M.T.Network				1,500.00	1,500.00
Timber Corporation				10,000.00	10,000.00
	-			2,729,707.29	2,729,707.29
Bandadeniya					-
				312.00	312.00
Other debtors		-	-	2,730,019.29	2,730,019.29
TOTAL	98,263.90			5,848,708.67	5,946,972.57

SCHEDULES FOR THE NOTES
Sch: No.02

Trade & other creditors

Factory	Less than One Year	1-2 Year	2-3 Year	More than Three Year	Total
H/O					
Lanka Ceramics Limited	-	-	-	26,226,152.00	26,226,152.00
				26,226,152.00	26,226,152.00
H/O					
Ceylon Ceramics Corporation	-	-	-	6,093,775.00	6,093,775.00
				6,093,775.00	6,093,775.00
Total				32,319,927.00	32,319,927.00



CEYLON CERAMICS CORPORATION
SCHEDULES FOR THE NOTES
Sch: No.03

Security Deposits

Factory	Less than One Year	1-2 Year	2-3 Year	More than Three Year	Total
H/O					
People's Bank-Killapone	-		17,601.90	-	17,601.90
Total	-	-	17,601.90	-	17,601.90

CEYLON CERAMICS CORPORATION
SCHEDULES FOR THE NOTES
Sch: No.04

Other Deposits

Factory	Less than One Year	1-2 Year	2-3 Year	More than Three Year	Total
Eragama Factory					
Ceylon Electricity Board				177,875.00	177,875.00
Mahiyanganaya Factory					
Ceylon Electricity Board				226,000.00	226,000.00
Ceylon Oxygen Limited				15,880.00	15,880.00
Timber Corporation				130,000.00	130,000.00
Ekiriyan Kumbura				40,000.00	40,000.00
Total				411,880.00	411,880.00
Bingiriya Factory					
Ceylon Electricity Board				40,500.00	40,500.00
National Live Stock				3,000.00	3,000.00
Total				43,500.00	43,500.00
E'Pattuwa Factory					
Ceylon Electricity Board				185,000.00	185,000.00
Ceylon Oxygen Limited				10,900.00	10,900.00
Ceylon Electricity Board				124,100.00	124,500.00
National Water Board				2,000.00	2,000.00
N.L.D.B.				10,000.00	1,000.00
Total				332,000.00	323,400.00
Uswewa Factory					
Ceylon Electricity Board				222,000.00	222,000.00
Timber Corporation				10,000.00	10,000.00
Total				232,000.00	232,000.00
Yatiyana Factory					
No details				-	-
H/O					
N.S.B.				12,004.50	12,004.50
Head office- Stores		45,000.00			45,000.00
Ceylon Oxygen Limited				26,520.00	26,520.00
Timber Corporation				27,471.50	27,471.50
Celltel Phone Deposit				1,500.00	1,500.00
Abans				1,500.00	1,500.00
Dialog Telecom				8,000.00	8,000.00
Wild Life Department				1,000.00	1,000.00
Wijitha Jayathilake				12,000.00	12,000.00
Central cultural fund				1,000.00	1,000.00
Total		45,000.00		90,996.00	135,996.00
Weuda Factory					
No details				538,820.00	538,820.00
Odduchudan Factory					
B'deniya Factory					
No details				179,000.00	179,000.00
Total	-	45,000.00		2,566,475.00	2,611,475.00



CEYLON CERAMICS CORPORATION
SCHEDULES FOR THE NOTES

Sch: No.05

	Factory Advance			
Mahiyangana	299,147.00			
Total	299,147.00			

Sch: No.06

Factory	Tile Loan				Total
	Less than One Year	1-2 Year	2-3 Year	More than Three Year	
H/O					
K.H. P. DILHARA	110,981.68	-			110,981.68
H.M.I.DE SILVA		182,974.24		-	182,974.24
R.M.S.A. RATHNAYAKE				71,907.04	71,907.04
J.A.N.D.J.MENIKE				23,038.21	23,038.21
P.H.D.SANJEEWA				56,315.48	56,315.48
W.S. WIJESIRI				25,598.00	25,598.00
	110,981.68	182,974.24	-	176,858.73	470,814.65
Eragama Factory					
B.G.P. PALIHAKKARA	-			38,385.00	38,385.00
A.M.SUNIL				58,667.00	58,667.00
G. RATHNASIRI	62,425.00			-	62,425.00
P.K. SUNIL	-			25,590.00	25,590.00
H.M.SURANJITH CHANDANA	216,581.68				216,581.68
	279,006.68	-	-	122,642.00	401,648.68
Mahiyanganaya Factory					
H.H.S.G.ABESEKARA	-			38,396.95	38,396.95
S.L.INDIKA UDAYAKUMARA	-			53,755.69	53,755.69
	-	-	-	92,152.64	92,152.64
Uswewa Factory					
U.P.SAMARASINGHE	-			28,157.79	28,157.79
N.A.SAMAN PIYARATHNA	-	148,565.00	-		148,565.00
D.H.N. DULANJALEE	-			30,717.58	30,717.58
W.A.CHAMINDA LAKPRIYA			125,949.50		125,949.50
	-	148,565.00	125,949.50	58,875.37	333,389.87
Yatiyana Factory					
D.P.K.WIJENAYAKA			56,315.48	-	56,315.48
R.A.C.NAYANAKANTHI			48,636.11	-	48,636.11
DISNA KANTHI			43,516.53		43,516.53
	-	-	148,468.12	-	148,468.12
Oddushuddhan Factory					
MANOJ ABEYWICKRAMA		149,540.08			149,540.08
		149,540.08		-	149,540.08
Total	389,988.36	481,079.32	274,417.62	450,528.74	1,596,014.04



CEYLON CERAMICS CORPORATION

SCHEDULES FOR THE NOTES

Sch: No.12

Audit Fees Provision			
H/O			Total
	2004 / 2005		179,727.00
	2006/ 2012		990,855.00
	2016		89,457.00
	2017		532,970.00
	2019		200,000.00
	2022		651,000.00
	2023		855,000.00
Total			3,499,009.00



CEYLON CERAMICS CORPORATION
SCHEDULES FOR THE NOTES
Sch: No.15

Dealer Deposits

<u>Eragama Factory-Tile Agents</u>	Less than One Year	1-2 Year	2-3 Year	More than Three Year	Total
A.A.Kabeer	-	-	-	500,000.00	500,000.00
M.A.Tile	-	-	-	500,000.00	500,000.00
M.I.Meeran	-	-	-	500,000.00	500,000.00
S.Niranjanraja	-	-	-	500,000.00	500,000.00
Ismile Stores	-	-	-	500,000.00	500,000.00
S.M.Rukshan	-	-	-	500,000.00	500,000.00
Total		-	-	3,000,000.00	3,000,000.00

Sch: No.16

Sales On Advance 2023

<u>Eragama Factory</u>	Less than One Year-	1-2 Year	2-3 Year	More than Three Year	Total
<u>Bosath paramitha</u>	47,753.75				47,753.75
<u>Sri sumana mahamewwawa.</u>	200,000.00				200,000.00
<u>I.Shasmie</u>	2,127,100.00				2,127,100.00
<u>Tile Agent</u>	1,354,377.57				1,354,377.57
Somawathi	450,000.00	-	-		450,000.00
	4,179,231.32	-	-		4,179,231.32
<u>Uswewa Factory</u>					
	481,149.04		-	-	481,149.04
	481,149.04	-	-	-	481,149.04
<u>Mahiyanganaya Factory</u>					
	1,352,837.70		-	-	1,352,837.70
	1,352,837.70	-	-	-	1,352,837.70
Total	6,013,218.06	-	-	-	6,013,218.06



CEYLON CERAMICS CORPORATION
RETIRING GRATUITY END OF DECEMBER 2023

Factory		E.P.F. NO	Name	No. of Years	EPF Deducted Salary	Amount	2022	2023	
Head Office	1	13051	H.M.Indrajith De Silva	26	48,790.00	634,270.00	601,625.00	32,645.00	
	2	13189	R.M.S.A.Rathnayake	26	62,686.00	814,918.00	769,700.00	45,218.00	
	3	13471	P.H.Dinesh Sanjeewa	20	62,686.00	626,860.00	584,972.00	41,888.00	
	4	12916	K.H.P.Dilhara	28	44,356.00	620,984.00	592,893.00	28,091.00	
	5	13343	J.A.N.D.J.Manike	22	40,636.00	446,996.00	422,646.00	24,350.00	
	6	13586	W.Seetha Wijesiri	17	42,172.00	358,462.00	334,304.00	24,158.00	
	7	13708	P.A.Pradeep Wasantha	6	39,500.00	118,500.00	62,102.50	56,397.50	
TOTAL					340,826.00	3,620,990.00	3,368,242.50	252,747.50	
Eragama	8	13088	P.G.P.Palihakkara	26	50,110.00	651,430.00	618,125.00	33,305.00	
	9	12702	P.K.Sunil Paliwatta	37	37,870.00	700,595.00	671,292.00	29,303.00	
	10	13234	H.M.Suranjith Chandana	23	40,636.00	467,314.00	439,604.00	27,710.00	
	11	13394	D.B.Pradeep Kumara	20	35,478.00	354,780.00	335,456.88	19,323.12	
	12	13253	V.P.Sarath Bandara	23	35,478.00	407,997.00	388,423.75	19,573.25	
	13	13399	G.Rathnasiri	21	36,700.00	385,350.00	362,920.00	22,430.00	
	14	13395	A.M. Sunil Priyantha	20	35,478.00	354,780.00	335,456.88	19,323.12	
		13600	W.Wimalasiri	17	38,841.54	330,153.09	241,741.84	88,411.25	
TOTAL					310,591.54	3,652,399.09	3,393,020.35	259,378.74	
Mahiyang anaya	15				-	-		-	
	17	13237	S.L.Indika Udayakumara	23	38,326.00	440,749.00	418,748.00	22,001.00	
	18	13534	H.W.S.D.Abeysekera	18	37,684.00	339,156.00	317,866.00	21,290.00	
TOTAL					76,010.00	779,905.00	736,614.00	43,291.00	
Yatiyana	20	13327	J.A.Sujeewa	22	35,478.00	390,258.00	370,768.13	19,489.87	
	21	13403	A.B.Jayantha	20	35,144.50	351,445.00	332,452.50	18,992.50	
	22	13235	D.P.K.Wijenayake	23	38,260.00	439,990.00	417,692.00	22,298.00	
			13477	W.L.Disna Kanthi	19	37,972.00	360,734.00	339,156.00	21,578.00
	23	13365	R.A.C.Nayanakanthi	21	38,644.00	405,762.00	382,600.00	23,162.00	
TOTAL					185,498.50	1,948,189.00	1,842,668.63	105,520.37	
Uswewa	25	13525	W.A.Chaminda Lakpriya	18	36,334.00	327,006.00	307,360.00	19,646.00	
	25	13265	U.P.Samarasinghe	23	43,708.00	502,642.00	476,564.00	26,078.00	
	27	13460	H.A.Jayarathne	19	35,311.25	335,456.88	316,300.50	19,156.38	
	28	13459	P.L.Deepthi	19	34,995.00	332,452.50	313,609.50	18,843.00	
	29	13411	A.P.Gunasiri	20	35,478.00	354,780.00	335,456.88	19,323.12	
	30	12846	Saman Piyarathna	28	41,716.00	584,024.00	557,982.00	26,042.00	
	31	13587	D.H.N.Dulanjali	17	37,684.00	320,314.00	295,232.00	25,082.00	
TOTAL					265,226.25	2,756,675.38	2,602,504.88	154,170.50	
oddushud dan	32	13237	Manoj Abeywickrama	20	35,518.25	355,182.50	335,839.25	19,343.25	
	TOTAL					35,518.25	355,182.50	335,839.25	19,343.25
GRAND TOTAL					1,213,670.54	13,113,340.97	12,278,889.61	834,451.36	



CEYLON CERAMICS CORPORATION
SCHEDULES FOR THE NOTES
Sch: No.15

Retained Earnings

Eragama Factory	J/No	Amount
Internal Transfer	J/12/1285	(396,109.49)
Internal Transfer	J/12/1285	(433,450.00)
Internal Transfer	J/12/1287	(735,700.00)
Medical Bonus	J/12/1312	5,546.00
		(1,559,713.49)

Mahiyaganaya	J/No	Amount
medical bonus	J/1313	65,083.50
		65,083.50

Elayapaththuwa		
Medical Bonus	J/12/1311	18,986.00
SRMC	J/12/1344	13,254,533.00
Ministry grant	J/12/1345	1,000,000.00
		14,273,519.00

Uswewa Factory	J/No	Amount
Internal Transfer	J/1/58W	(1,471,641.94)
Medical	J/12/1314	172,555.75
		(1,299,086.19)

Head Office	J/No	Amount
Medical bonus	J/12/310	35,049.50
		35,049.50

Yatiyana Factory	J/No	Amount
Internal Transfr	J/328	(40,455.00)
Medical bonus	I/327	22,009.75
		(18,445.25)
		11,496,407.07



The Court Cases against the Company and the Legal Investigations / Cases with Stakeholders and Employees.

Brief Description as at (31.12.2023)

No	Serial Case Number / File Number	Date	Description
01	L – 168 Akkareipaththuwa District court Land Case	The Appeal was Filed in 2007	The case has been filed by the Corporation with regard to the part of the Eragama Factory land encroached by an Out Sider. Attorney General's Department Appears for this .
02	36/17 Badulla Magistrate's Court	03/07/2017	This case has been filed by the Corporation regarding illegal acquisition of land owned by the Mahiyanganaya Factory
03	42/19 Badulla High Court	03/04/2019	This case has been filed against the Corporation for issuing damaged tiles. An appeal is made to high court.
04	(46/kuli/07/2017) HCA(LT)03/19	21/10/2019	Kuliyapitiya High Court.
05	10286 Magistrate's Court	20/07/2012	This case is for supplying damaged tile and the decision is being held temporarily an appeal is made to High Court.