

වාර්ෂික වාර්තාව
ஆண்டு அறிக்கை
ANNUAL REPORT

2023



ජාතික ගමනාගමන කොමිෂන් සභාව
தேசிய போக்குவரத்து ஆணைக்குழு
NATIONAL TRANSPORT COMMISSION

National Transport Commission (NTC)

Address

241,
Park Road
Colombo 05.

Website

www.ntc.gov.lk

E-mail

info@ntc.gov.lk

Hotline

1955

Telephone

011-2587372

Our Vision & Mission



VISION

Our Vision.....

To ensure the fulfillment of various transport requirements of every citizen of Sri Lanka by a qualitative, cost-effective and secured integrated transport system and service of making a socio-economic development in the island.



Our Mission....

To give instructions to the Government of Sri Lanka regarding the National Policy on passenger transportation and to ensure that an effective bus transport system is in operation by making a requisite regulatory framework.

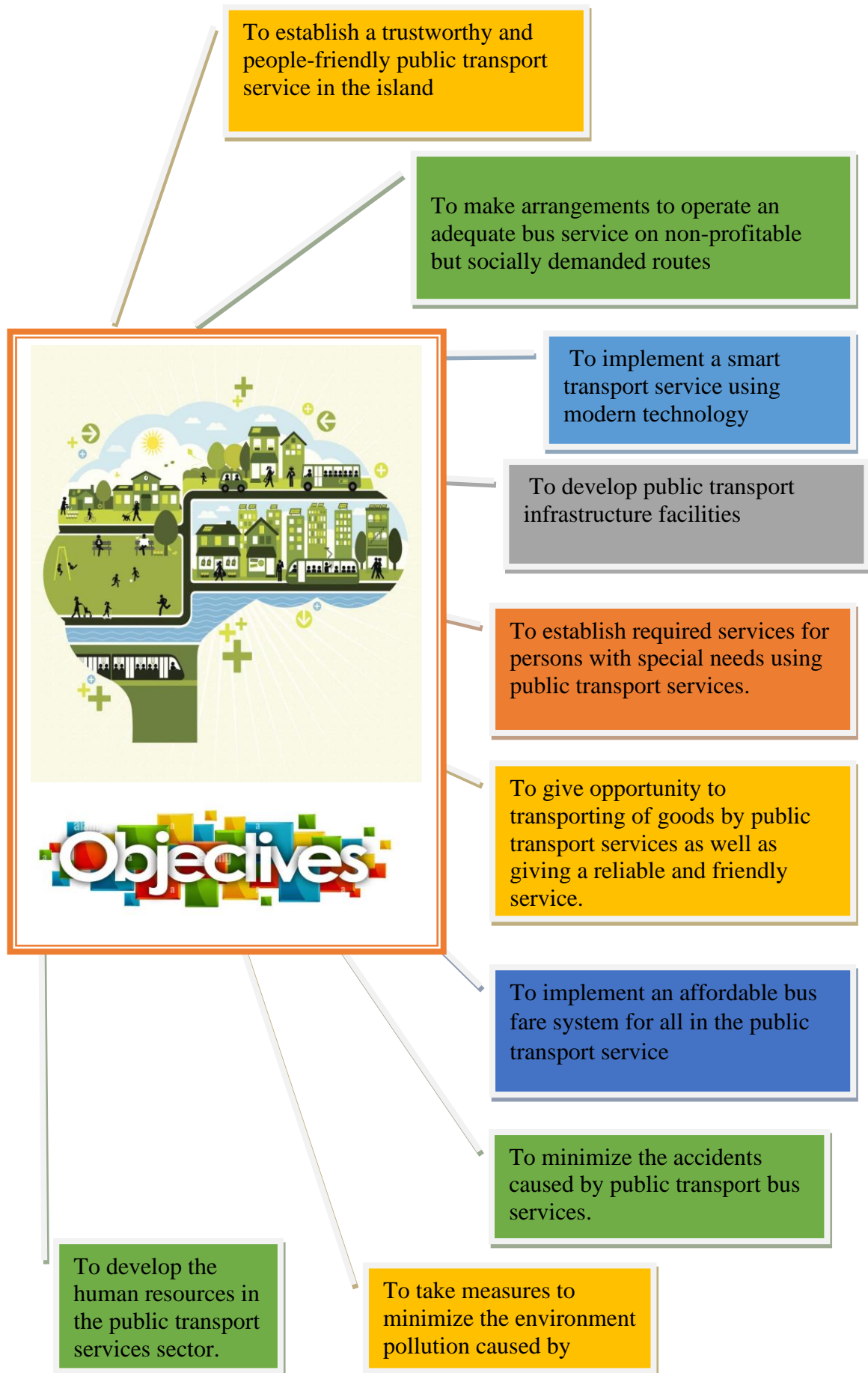
Our Goal



Our Goal...

To facilitate all optimally to access the public transport service securely, comfortably, and with equal opportunities.

Our Goals



Our Values



Team Work

We collaborate to deliver results


(සාමූහිකත්වය /කණ්ඩායම් හැඳීමෙන් කටයුතු කිරීම - ප්‍රතිඵල ලබා දීමට අපි සහයෝගයෙන් කටයුතු කරන්නෙමු)



Resilience

We are ready to recover from the troublous situations quickly

(සුනම්‍යබව /ප්‍රත්‍යස්ථිතිය) - ගැටළුකාරී තත්ත්වයන් ඉක්මනින් යථා තත්ත්වයට පත් කිරීමට අපි සූදානම්ව සිටිමු)



Integrity

We maintain the utmost level of honesty & integrity

(පරිපූර්ණබව/අඛණ්ඩතාව - අපි උපරිම මට්ටමේ අවංකභාවය සහ සත්‍යාගරුකභාවය අඛණ්ඩව පවත්වා ගනිමු)



Caring

We display kindness and concern for stakeholders

(රැකවරණය - අපි පාර්ශවකරුවන් කෙරෙහි කරුණාව සහ රැකවරණය ප්‍රදර්ශනය කරමු)



Excellence

We provide excellence performance in our deliverables

(විශිෂ්ටත්වය - අපි අපගේ සේවාවන් වලදී විශිෂ්ට කාර්ය සාධනයක් ලබා දෙන්නෙමු)



Progressive

We uphold innovative & conductive progress

(ප්‍රගතිශීලීබව - අපි නව්‍ය සහ ගතිකත්වයේ ප්‍රගතිය තහවුරු කරමු)



Safety

We ensure safe secure & heathy environment

(ආරක්ෂාව - අපි ආරක්ෂාකාරී සහ යහපත් පරිසරයක් සහතික කරමු)

Index

	Chapter	page
❖	Introduction to the Institution	10
❖	Task of the Commission	11
❖	Members of the Commission	13
❖	Chairman's Message	17
❖	Members of The Audit & Management Committees	19
❖	Composition of the Commission	20
❖	Performance of the Year 2023	22
01.	Operation & Services Monitoring Department	23
02.	Planning Department	35
03.	Quality Assurance & External Affairs Department	59
04.	Administration Department	68
05.	Annual Report	73
06.	Auditor General's Report	90

National Transport Commission

Introduction To The Institution

The National Transport Commission was established by National Transport Commission Act No.37 of 1991 to give instructions to the Government on National Policy on transporting of passengers by buses and to execute that policy.

The Commission comprises three ex-officio members who are; of a senior officer of the ministry and appointed by Hon Minister and not less than in a post of a Senior Assistant Secretary and; by enquiring the subject minister of Policy Planning ; a senior officer of the Ministry of Policy Planning who is not less than in a post of a Director appointed by the Minister and ; by enquiring the subject minister of Finance, a senior officer of the Ministry of Finance who is not less than in a post of a Director appointed by the Minister and of five members appointed by the Hon. Minister with the approval of the Cabinet of Ministers.

To implement the powers and duties set out in the said Act, four Departments are functioning namely as, Planning Department, Running & Services Supervising Department, Quality Management & External Affairs Development, Finance & Procurement Department and three Departments as Administration Department, Internal Audit Development and Legal Department and the Head Office of the National Transport Commission is situated at No. 241, Park Road, Colombo 05. Colombo Bastian Mawatha Inter-Provincial Private Bus Terminal and Vavuniya main bus stand are functioning as branch offices of the National Transport Commission.

The cadre of the National Transport Commission is of 224 employees and high management of the National Transport Commission comprises of Chairman, Director General and four Directors in charge of duties of four main developments.

In terms of Section 8 and 9 of the National Transport Commission Act No. 37 of 1991, the powers and duties of the National Transport Commission are as follows:

Task of the Commission

To give instructions to the Government on the policy of transport services of passengers by buses and comply with that policy to:

- (a) To Observe that acceptable bus services are prevalent satisfying the traveling requirements of general public and to make decisions that those services to be operated at minimum level of quality.
- (b) To adjudicate terms & conditions if any person or entity with a licence or authority transports passengers by buses on different fare charges are in compliance with those conditions issuing or renewing those licenses.
- (c) To observe that Under this Act or by authorized persons or the activities of those who were issued with passenger service licenses are in compliance with those conditions laid down in their licenses and to observe that their actions are with provisions of any written law.
- (d) To compile the format of passenger services licenses which may be issued by an authorized person.
- (e) To determine the charges of issuing or renewal of passenger services licenses carried out by an authorized person.
- (f) To lay out documents relevant to applications for fitness of vehicles, capacity of vehicles and fitness of drivers of passenger services licenses that are submitted to an authorized person.
- (g) To assign license holders to supply with term reports and informations that may be under this Act required by the Commission to implement the powers and fulfil the tasks of the Commission.
- (I) Transporting of mails ; and
- (ii) Co-ordinate with Government Departments, Institutions and authorized persons regarding required bus services on sponsored fares for school children and university students, students of technical colleges and allied institutions.
- (h) To award passenger service licenses for buses on specific area.
- (i) To oversee that bus services are operating on non-profit routes by coming into agreements with individuals after considering the competitive demand of supplying bus services and at times of necessity, to ensure monetary aids to those who supply those services and determine the fairs charge by those persons by considering the nature of those services.
- (j) To accomplish inter-provincial bus services and come into agreements with certain person for issuing of passenger service licenses for that.
- (k) To give management specialty assistance and any other assistance or instruction that may be required by authorized persons with activities in operating bus services duly.
- (l) To make arrangements to transport goods by buses.

The Commission may execute any or all of the the powers mentioned below;

- (a) Acquiring of some movable or immovable assets, keeping, letting on lease or rent, hire, mortgage, pledge or sale or dispose in some other way.
- (b) Recruitment of some officers or employees who may be required to function the activities smoothly of the Commission.
- (c) Engage in anything to upbringing the merits of officers or employees .
- (d) Establish a Provident Fund for the staff of the Commission.
- (e) Give welfare facilities and entertainments for officers and other staff of the Commission.
- (f) To come into and execute all the agreements directly or a third party authorized officer or an agent that may be required to function the activities and implement the powers of the Commission.
- (g) Appointment of officers and employees to the Commission and making rules and regulations for them including; promoting them, payment of salaries, maintain the discipline, conduct and provide with leaves.
- (h) Give instructions and engineering, technical, law and financial assistance to passenger licence holders so as they can duly perform their transport related activities.

Members of the Commission



Mr. Shashi Welgama
Chairman,
National Transport Commission

Dr. Ranjith B. Rubasinghe
Chairman,
Technological University of Sri
Lanka



Mrs. K. A. H. C. Pubudusiri
Director, Foreign Resources Department,
Ministry of Finance, Economic Stabilization
& National Policies

Mrs. K. G. Sumudu Dinesha
Senior Assistant Secretary
(Admin) Ministry of Transport &
Highways.





**Mrs. S. Jaladeepan,
Senior Assistant Secretary,
Ministry of Finance**



**Mrs. S. R. Godamune
Director,
Nishani's Private limited**



**Mr. B. Amila Ranmandala
Board Member, Department
of Local Government**



**Mr.M.V.M.D.B. Danushka
Managing Director,
Sandamali Tours Private Limited**

From January 2023 to February 2023

1.	Mr. Shashi Welgama Chairman, National Transport Commission	-Chairman
2.	Mr. T. M. J. Bandara Additional Director General, Dept. of State Enterprises	Member (Ex-officio)
3.	Mrs. S. Jaladeepan, Senior Assistant Secretary, Ministry of Finance	Member (Ex-officio)
4.	Mrs. Nayomi Jayewardene, Senior Asst.Secretary(Admin), Ministry of Transport & Highways	Member (Ex-officio)
5.	Mr. H.V.M.D.B Danushka Mudalige - Managing Director, Sandamali Tours Private Ltd.	Member
6.	Mr S. R. Godamune- Director, Nishani's Private Limited	Member
7.	Mr. Ranjith B. Rubasingha – Chairman, Technological University of Sri Lanka	-Member
8.	Mr. Amila Ranmandala Board Member, Department Local Government	Member

From February 2023 to September 2023

1.	Mr. Shashi Welgama - Chairman, National Transport Commission.	Chairman
2.	Mr.T. A.D.D Premaratne -Director, Project Management and Observations Department, Ministry of Finance, Economic Stabilization and National Policies	Member (Ex-officio)
3.	Mrs. Nayomi Jayawardene -Senior Assistant Secretary (Admin), Ministry of Transport and Highways	Member (Ex-officio)
4.	Mrs S. Jaladeepan - Senior Assistant Secretary, Ministry of Finance	Member (Ex-officio)
5.	Mr. H.V.M.D.B Danushka Mudalige -Managing Director- Sandamali Tours (Pvt Limited	Member
6.	Mr S. R. Godamune - Director, Nishani's (Private) Limited	Member
7.	Mr. Ranjith B. Rubasingha -Chairman, Technological University of Sri Lanka	Member
8.	Mr. Amila Ranmandala – Board Member, Dept. of Local Government. Board Member, Department Local Government	Member

From September 2023 to November 2023

1.	Mr. Shashi Welgama -Chairman, National Transport Commission.	Chairman
2.	Mr.T. A.D.D Premaratne - Director, Project Management and Observations Department, Ministry of Finance, Economic Stabilization and National Policies	Member (Ex-officio)
3.	Mrs. S. Jaladeepan, Senior Assistant Secretary,-Ministry of Finance	Member (Ex-officio)
4.	Mrs. K. G. Sumudu Dinesha - Senior Assistant Secretary (Admin), Minisrey of Transport and Highways	Member (Ex-officio)
5.	Mr. H.V.M.D.B Danushka Mudalige - Managing Director- Sandamali Tours (Pvt Limited	Member
6.	Mr S. R. Godamune - Director, Nishani's (Private) Limited	Member
7.	Mr. Ranjith B. Rubasingha Chairman, Technological University of Sri Lanka	Member
8.	Mr. Amila Ranmandala Board Member, Department Local Government	Member

From November 2023 to December 2023

1.	Mr. Shashi Welgama - Chairman, National Transport Commission.	Chairman
2.	Mrs. K. A. H. C. Pubudusiri -Director, Foreign Resources Department, Ministry of Finance, Economic Stabilization & National Policies	Member (Ex-officio)
3.	Mrs. S. Jaladeepan,- Senior Assistant Secretary- Ministry of Finance	Member (Ex-officio)
4.	Mrs. K. G. Sumudu Dinesha - Senior Assistant Secretary (Admin), Minisrey of Transport and Highways	Member (Ex-officio)
5.	Mr. H.V.M.D.B Danushka Mudalige - Managing Director- Sandamali Tours (Pvt Limited	Member
6.	Mr S. R. Godamune - Director, Nishani's (Private) Limited	Member
7.	Mr. Ranjith B. Rubasingha - Chairman, Technological University of Sri Lanka	Member
8.	Mr. Amila Ranmandala- Board Member, Dept. of Local Government Board Member, Department Local Government	Member

Message of The Chairman



The National Transport Commission, incorporated under the National Transport Commission Act No. 37 of 1991, has implemented a number of various projects in the year 2023 too with the objective of providing the Sri Lankan public with efficient and comfortable transport service. More attention was focused on the utilization of modern technological strategies for the improvement of public transport field, thereby popularizing the public transport service among the public who use private transport service, and attracting the masses to it in the year 2023. Accordingly, the use of GPS technology was expanded to a greater extent for the inspection that the buses are running safely till their destinations following proper speed limits, and according to schedules. For the observation of these activities, the GPS room operating throughout the 24hrs was run. Arrangements have been made together with Ministry of Transport & Highways to give the opportunity of paying the relevant bus fare by an electronic card for the convenience of passengers. Moreover, arrangements have been made to provide the latest technological facilities for the public to present their problems, issues and complaints, and to solve them easily and instantly, and to reserve seats, and also to develop software for obtaining information on bus services through smart phones in accordance with public requirements.

Covering all interprovincial roads in the island relevant to preparation of scientific combined circular timetable project, the surveys have been finalized for the identification of public demand and such combined timetables are due to be prepared and implemented. As “projects aimed at fulfilling social requirements”, under the state treasury grants, the ‘Sisu Seriya’ bus service, aimed at facilitating the students to go to their schools in time and return homes safely without any physical and mental discomfort, the ‘Gemi Seriya’ bus service, aimed at facilitating a trustworthy transport service for the convenience of people living in areas with no transport facilities and the ‘Nisi Seriya’ bus service, aimed at facilitating the people who are faced with difficulties due to lack of bus services in the early hours and at night were implemented.

Arrangements had been made to hold a number of workshops in the year 2023 too to make various stakeholders in the field of passenger transportation including provincial transport authority management, interprovincial bus owners and school bus coordinating groups aware of the field of transportation. And also, the statistics in the preparation of plans relevant to transportation have a specific place. The Transport Statistics Report 2023 was brought out as a report that collected all data related to transportation, covering a wider subject area after having gathered statistics data from state institutions relevant to transportation in the year 2023 too. Accordingly, all these projects are aimed at improving the quality of the public transport field, thereby providing a safe and efficient transport service.

I would express my heartfelt thanks to all parties including all the staff and chairmen of Road Passenger Transport Authorities, the staff of Sri Lanka Transport Board (SLTB) and private bus owners, the Board of Directors, General Manager and all staff members of National Transport Commission (NTC), all ministry officials including ministry secretaries, Hon. State Minister and the Minister of Transport & Highways who gave full patronage for the utilization of modern technology more and more for the improvement of efficiency and effectiveness of the mass transit field, following the government policy in a proper manner, and to achieve development goals.

Shashi Welgama
Chairman
National Transport Commission

Members of the Audit and Management Committee

First and Second Committee Meeting

1.	Mr.T. A.D.D Premaratne - Director, Project Management and Observations Department - Ministry of Finance, Economic Stabilization and National Policies	Committee Chairman
2.	Mrs. Nayomi Jayawardene - Senior Assistant Secretary (Admin), Ministry of Transport and Highways	Member
3.	Mr S. R. Godamune Director, Nishani's (Private) Limited	-Member

Third Committee Meeting

1.	Mr.T. A.D.D Premaratne - Director, Project Management and Observations Department,, Ministry of Finance, Economic Stabilization and National Policies	Committee Chairman
2.	Mrs. K. G. Sumudu Dinesha - Senior Assistant Secretary (Admin), Minisrey of Transport and Highways	-Member
3.	Mr S. R. Godamune - Director, Nishani's (Private) Limited	Member

Fourth Committee Meeting

1.	Mrs. K. A.H.C. Pubudusiri - Director, Department of Foreign Resources,, Ministry of Finance, Economic Stabilization and National Policies	Committee Chairman
2.	Mrs. K. G. Sumudu Dinesha - Senior Assistant Secretary (Admin), Minisrey of Transport and Highways	Member
3.	Mr S. R. Godamune - Director, Nishani's (Private) Limited	Member

Composition of The Commission

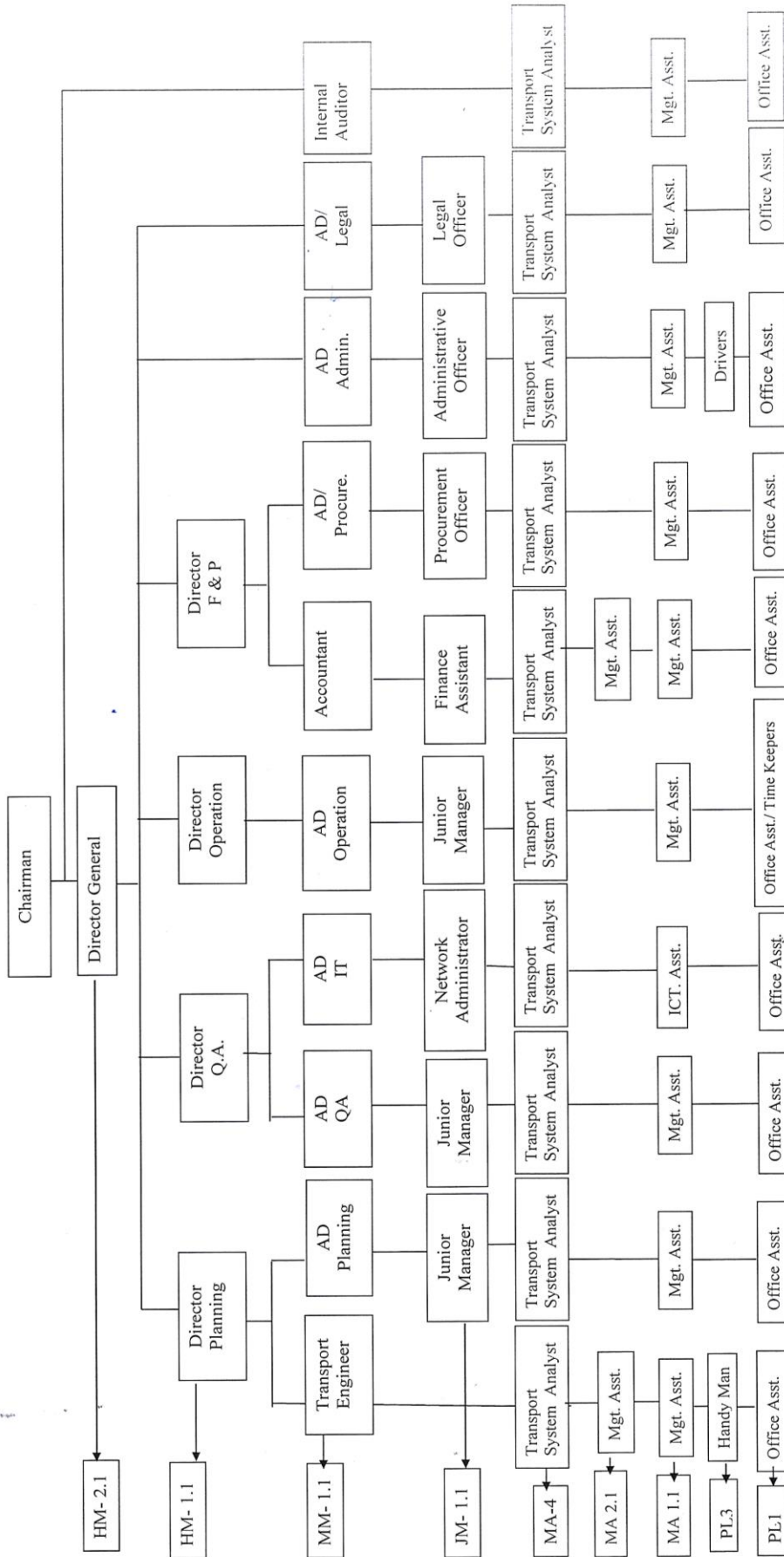
The cadre of the Commission is 224 employees and by 31 December 2023 the permanent staff was 173 employees.

Number of Employees of the National Transport Commission by 31.12.2023

Serial No.	Title of the Post	Employee Category	Approved Cadre	Staff Employed By 31.12.2023	Vacant Positions By 31.12.2023	Staff Employed on contract Basis by 31.12.2023
01	Director General	HM 2 -1	01	01	-	-
02	Director	HM 1-1	04	04	-	-
03	Assistant Director	MM 1-1	17	12	5	-
04	Junior Manager	JM 1-1	21	17	4	-
05	Transport System Analyst	MA 4	36	30	6	-
06	Management Assistant	MA 2-1	03	0	3	-
07	Management Assistant	MA 1-1	81	66	15	-
08	Driver	PL 3	13	13	0	-
09	Office Assistant	PL 1	15	14	1	-
10	Time Keeoer	PL 1	33	16	17	1
	Total		224	173	51	1

Source: Admin. Department

NTC - Organization Structure



Performance of the Year 2023

The National Transport Commission was established by National Transport Commission Act No 37 of 1991 with a view to giving instructions to the Government on the policy of transporting passengers by buses.

The National Transport Commission Act No 37 of 1991 was respectively amended by National Transport Commission (Amended) Act No 30 of 1996 and The Sri Lanka Transport Board Act No 27 of 2005 and The National Transport Commission (amended)Act No 6 of 2017.

As per the powers and responsibilities vested with National Transport Commission and with cabinet approval on special tasks to be carried out according to the Act, many projects have been implemented by Running & Services Observation, Planning, Quality Management & External Affairs and Administration Departments that have been established in the National Transport Commission in view of providing the general public with an efficient, high standard, eco-friendly, convenient transport service and to make a novel approach to transportation

The performance of these projects from 01st January 2023 to 31 December 2023 has been notified below.



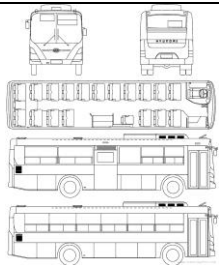






01. Operation & Service Monitoring Department



The prime objectives of the Commission are as per responsibilities assigned by National Transport Commission Act No 37 of 1991, to give instructions to Government on the policy of transporting passengers by buses and to monitor that an acceptable bus service is available which could fulfill the transport requirements of the general public.

Accordingly, the Running & Services Observation Department has been set up to carry out duties such as issuing of inter-provincial passenger service licenses, updating and to overlook bus operations.

	<p>Works related to issuing of passenger service licenses for inter-provincial bus services, updating activities.</p>
	<p>Issuing recommendation letters to Department of Motor Traffic for island-wide buses to be included to 'Omni' tax category.</p>
	<p>Inspecting specifications of the inter-provincial long-trip buses.</p>
	<p>Bus operational activities</p>
	<p>Special bus services in festive seasons.</p>

	<p>Mobile Inspections continuously carried out to inter-provincial bus services.</p>
	<p>Receiving public complaints and carry out investigations</p>

1.1 Affairs relating to issuance of inter-provincial passenger service permits and renewals.

The Clause 18 of the National Transport Commission Act No 37 of 1991 was amended by the clause 37 of the Sri Lanka Transport Board Act No 27 of 2005 ,according to that the right to issue licenses to two provinces or more is reserved with National Transport Commission and as per Section 24 of the National Transport Commission Act No. 37 of 1991 inter-provincial bus services licenses are issued.

" The Commission may award license/s considering the requests made by public to run services on the route or routes as mentioned in the application or to award or reject awarding licenses determining when on occasions the buses exceed the required number on the requested route by awarding license "

The open-tender procedure was introduced in the year 2005 under cabinet paper No. 05/1461/031/36 with the objective of issuing passenger service licenses in a transparent manner and that was effective since year 2008.

By reviewing that procedure, until the committee appointed to work out and introduce a new system,

as per the approval for draft presented by Hon. Minister of Transport and Highways dated 30.09.2022, and in terms of cabinet paper No. 22/1563/608/056, " Issuance of permanent licenses to inter-provincial bus services - through Tender Procedure " , quotations were called on 10.07.2023 to issue new passenger services licenses through open tender procedure until a new system to be implemented to issue new passenger service licenses

Opening of this tender was temporally suspended due to a case filed against this tender calling before Hon. Court by operators who run the services on temporary licenses.

Four cases filed against this tender under CA (W) 414/2023, CA/(W) 415/2023, CA (W) 416/2023 and CA/ (W) 423/2023, and on the decision to grant permanent licenses to service operators who were running on temporary licenses, resolutions were made to give permanent

licenses on cases No. CA/ (W) 415/2023 and (CAW) 416/2023. Accordingly 34 temporary licenses were awarded with permanent licenses by 31.12.2023.

Approval was granted on 11 November 2023 at the cabinet meeting to the draft presented by Hon. Minister of Transport & Highways under cabinet paper No 23/2217/608/015/ - 11 by the name " Reviewing of proposed procedure in issuing inter-provincial bus permits by Ministry of Transport & Highways ". Accordingly, since then the new procedure adopted by cabinet of ministers in issuing passenger licenses is applied.

By 31 December 2023, valid passenger service permits were 3,151 and those were 4 category of bus services to which the said licenses were issued. Those are categorized as, according to facilities, normal services, semi luxury services, luxury services and high luxury services.



1.4 Bus Services Operational Activities

Buses operating with permits of National Transport Commission, a number of 3,200 buses are operating on about 450 inter-provincial routes. Out of that, No of 1,800 buses with passenger services permits are operating from Colombo Bastian Mawatha Bus Terminal. Accordingly, out of all the inter- provincial buses operating island-wide, more than fifty percent of inter-provincial buses starts from Colombo Bastian Mawatha Bus Terminal and thus Colombo Bastian Mawatha Private Bus Terminal is administered by National Transport Commission. Apart from that, operational activities and maintenance activities of the Vavuniya long Service Bus Terminal are done by National Transport Commission. Also operational activities of the inter-provincial bus services that are plying on highways starting from Makumbura, Kaduwela and Kadawatha bus stands are carried out by National Transport Commission.



1.5 Special Bus Services during Festive Seasons

Lot of religious ceremonies take place in Sri Lanka because of social and cultural diversity are existing within Sri Lankan Society. Out of that Sinhala and Tamil New Year festival is commemorated by majority of people of Sri Lanka and large number of people approach on streets to travel to their villages and return from villages. The National Transport Commission in making a great consolation to those, in 2023 ' carried out 'Sinhala New Year Special bus services' of continuing supply of sufficient buses to area of the country. Accordingly, no of 7,796 buses were deployed for about 225,000 passengers from Bastian Mawatha main bus terminal and Makumbura, Kadawatha and Kaduwela bus stands.

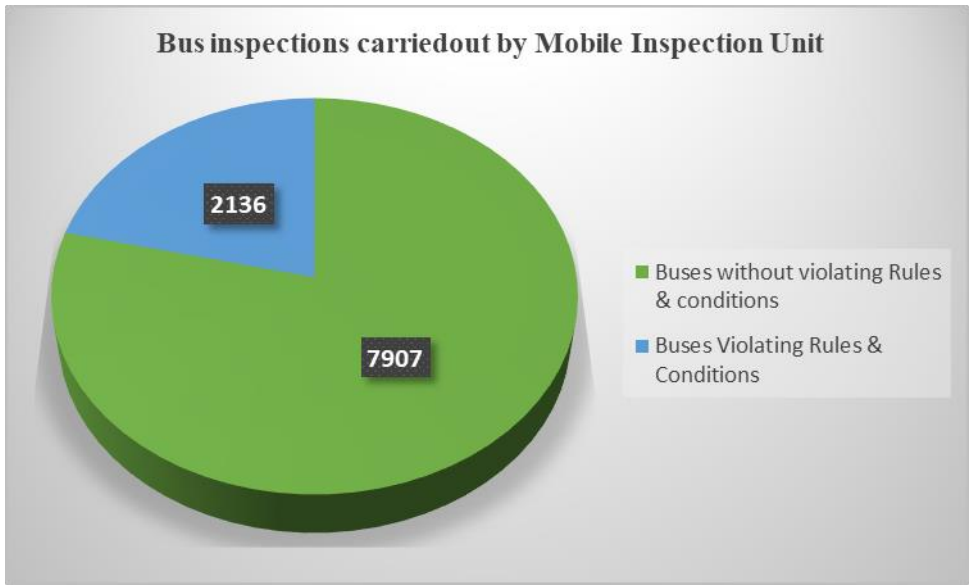
Bus Terminal	No. of trips	No. of Passengers
Bastian Mawatha	6,550	189,242
Makumbura	297	13,552
Vavniya	590	6,950
Kadawatha	241	10,296
Kaduwela	118	4,530
Total	7,796	224,570

1.6 Inspection Activities of Inter-Provincial Bus Services

1.6.1 Continues Mobile Inspections carried out to Inter-Provincial Bus Services

Under the task (d) vested with National Transport Commission Act No 37 of 1991, it has been mentioned therein, “To observe that Under this Act or by authorized persons or the activities of those who were issued with passenger service licenses are in compliance with those conditions laid down in their licenses and to observe that their actions are with provisions of any written law “ thus ;

A code of conduct has been instituted for buses operating under passenger service licenses of National Transport Commission to ensure a quality, secure and comfortable service for passengers who fulfil their traveling requirement by public transport services and the Mobile Inspection Unit carry out inspections to buses that do comply with conditions and also the inspection of Sisu Seriya, Gemi Seriya and Nisi Seriya services. During inspections if revealed that inter -provincial buses are operating breaching the conditions, necessary steps will be taken after making inquiries over those buses ensuring passengers a qualitative, safe and comfortable service.



1.6.2. Receiving Public Complains and Inquiring



To provide road passengers with a quality transport system, as a media that could closely monitor the standard of public transport service, feedback of general public is very important

A public comment unit has been set up in the Commission for the passengers to complain about the services they get and about the conduct of the bus crew. For the passengers who

get the travelling requirements by public transport have been provided with opportunity to complain about any act of misconduct or absurd incidents on board the travelling.

Accordingly, in addition to receiving complains via the 1955 hotline, complains are received by Fax, e-mails, the official website of National Transport Commission and also via By Bus-SL application, WhatsApp, social media like (Face book Page) etc. There the information required by road passengers and their complains are filed to automated system by the 24 hour 7 days operative 1955 hotline Unit and once the complain is lodged to Inquiring Unit automatically, no sooner they get a reference number to the mobile phone via SMS and the inquiry is followed up by Public Complaints Unit.

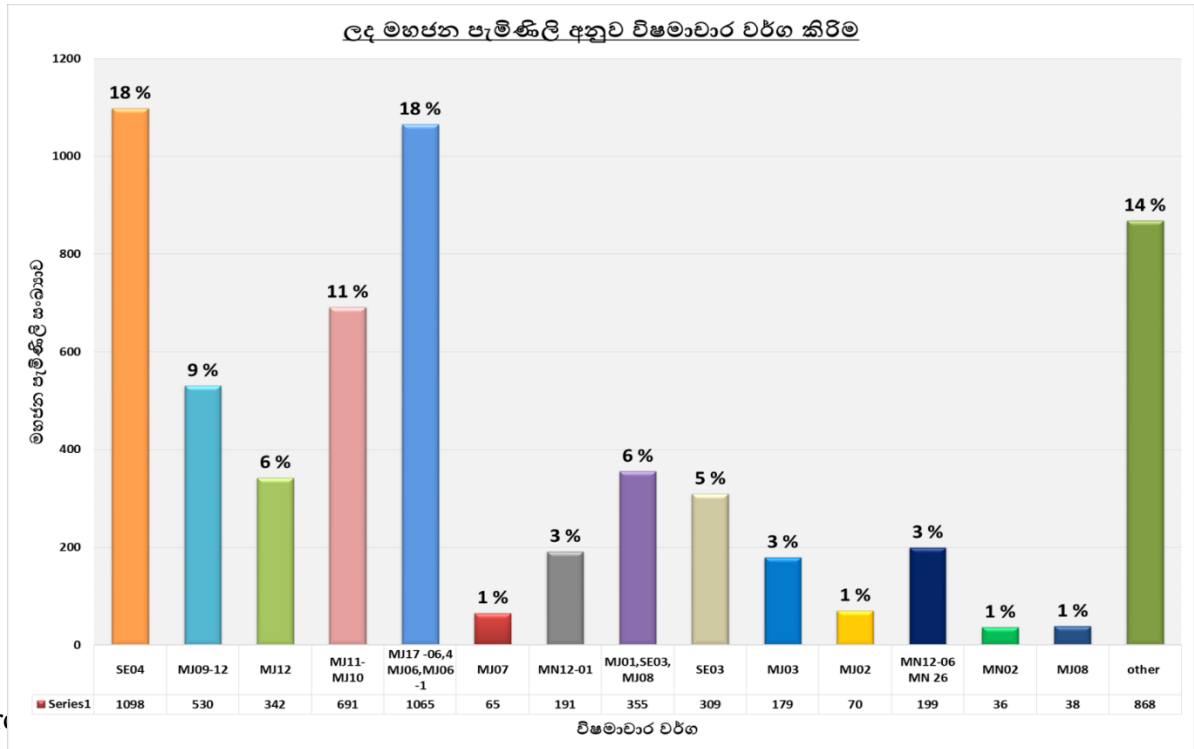
Out of these complains, complains from about inter-provincial buses are examined by the National Transport Commission itself and complains received from about buses of Provincial Road Passenger Authorities are submitted to respective Road Passenger Authority. In addition, complains received from about buses of Sri Lanka Transport Board are submitted to the Head Office of Srilanka Transport Board. All the complains from about Inter-Provincial buses that are submitted to National Transport Commission are observed them and do engage in activities such as contacting defendants over the telephone for getting further information if required, calling up respondents according to nature of the inquiries, with the nature of misconduct and seriousness, the inquiries that should be advised are carried out to bus owner/worker, doing written advices, refer driver/conductor to penalty trainings, levying administration charges, suspension of services of staff, blacklisting the proficiency cards of driver/conductor as well as termination of trips and cancellation of licenses at certain occasions.

The number of complains received from 01 January 2023 to 31 December 2023 was 4,625 and statistical information about those misconducts are appended in the below table.

Ser. No	Description	Token No.	No. of Misconducts with Complaints	Percentage %
1	Levying excess charges/not returning balance money	SE04	1098	18
2	Not being polite to passengers	MN12	530	9
3	Transporting excess of passengers	MJ12	342	6
4	Not issuing due tickets	MJ11	691	11
5	Driving Recklessly/ Driving at high Speed/ Using Mobile Phones while Driving/ Driving competitively/ Minor Injuries	MJ17 -02	1065	18
6	Working without proficiency Card by Driver/Conductor	MJ07	65	1
7	Collecting passengers by stationing halfway the journey	MN12-01	191	3
8	Violating Scheduled Timetable	MJ01	355	6
9	Not starting from the scheduled place and not reaching the destination.	SE03	309	5
10	Bus not being fit to transport passengers	MJ03	179	3
11	Air Conditioners are not in working order	MJ02	70	1
12	GPS are not in working condition	MN12-06	199	3
13	Turning on cassettes/radios too loud/ Showing unsuitable videos	MN02	36	1
14	Not displaying Bus fare Tariff	MJ08	38	1
15	Others	other	868	14
Total			6036	100

Source- Quality Assurance & External Affairs Department (NTC)

Categorizing of misconducts according to received complains



According

December 2023 based on various issues encountered by passengers on board the inter-provincial private buses and out of most of the complains recorded were levying excess charges/not returning balance money.

Further the National Transport Commission takes stern actions on fatal accidents caused by inter-provincial private buses. As soon as a fatal accident was recorded, investigation process is carried out by suspending the running of the bus and based on observation reports and police reports, cancellation of these licenses are done and termination of service registration of the accused driver is done so as he won't be able to work in public transport buses and blacklisted.

The goal of the National Transport Commission is to establish a safer, comfortable and trustworthy transport system without any public complain.

Financial Progress

In the Year 2023, under the Recurrent Project, Rs. 9.5 million were allocated through the fund of National Transport Commission towards this project and out of that money, a sum of Rs 6.302 million has been spent. by 31.12.2023. As such the financial progress of this project was 66 percent in the Year 2023.



2. Planning Department



(A) To upgrade the standards of the services relating to bus transportation to ensure a sufficient and quality service so as the general public could fulfil their transport requirements and to extend those services in all areas of the island.

(B To make arrangements to operate sufficient bus service related to public transport on non-profitable but socially vulnerable routes and

(C) To observe the competition among those who operate such services.

and commissioning those tasks and making project plans are key responsibilities of the Planning Department. And also various tasks such as making profit and loss estimates related to those projects and programs and monitoring operational activities of those projects, making progress reports related those projects, supplying progress reports and performance records that required time to time by line ministry, gathering information and making analytical reports on all island public transport private buse services and compiling performance included annual report of the Commission .

Apart from that, the Planning Department carry out programs on below sections iclusive of observing the existing buses are sufficient for the passenger requirement and see whether the passengers are satisfied with those services

	<p>Social Benefits Section</p>
	<p>Time-Tables & Surveying Section</p>
	<p>Bus Fares & Routes Planning Section</p>
	<p>Statistics Section</p>
	<p>Corporate Renovations & Infrastructure Development Section</p>

2.01 Social Welfare Section

In accordance with tasks vested with National Transport Commission Act, providing transport services to school children, and university students and students of technical colleges and allied institutions on sponsored charges under " Sisu Seriya " and see that bus services are operated on non-profitable routes and ensure financial assistance to those who operate services on such routes as necessary and under that " Nisi Seriya" and " Gemi Seriya " bus services are operated as social welfare prominent services.

- **School Bus Service Project " Sisu Seriya"**

The "Sisu Seriya" school bus service commenced in 2005 with the objective of providing school children with a reliable, secured transport service. SLTB and private buses are operated under this project and those services are bound by series of rules and regulations in view of safety of pupils.

These rules and regulations have been submitted to private bus operators and SLTB depots separately. Relevant rules and regulations are mentioned below.

Sisu Seriya (Private Buses) - Terms and conditions for school buses -

1. Should only transport schoolchildren who are dressed with school uniforms (Teachers may also travel on board)
2. Only half of the fare should be charged from schoolchildren.
 - * 50% of the full fare from pupils above the age of 12.
 - * 25% of the full fare from pupils below the age of 12
 - * Full fare from teachers should be charged.
3. When coming into agreement with new services, relevant bus should not exceed the lifetime 15 years after manufacture. If exceeded 15 years and if a bus between 15=16 years should produce a fitness certificate issued by Commissioner of Motor Traffic after inspection by regional office of department of motor traffic. Buses which have exceeded 20 years are not eligible to enter the " Sisu Seriya " project.
4. The owner should have a permanent bus to supply the Sisu Seriya service. On occasions the owner fails to supply the proposed bus, an alternative bus should be supplied to transport students immediately and the National Transport Commission should be informed about that.
5. Should follow a due time table to reach school before at least 15 minutes and travel back to school before closing time to transport students to homes. (Start the evening journey only upon ensuring all the children are on board. Station the bus till at least 1.45 p.m at the school)
6. The bus should travel nearer to the school.
7. When running the rear door should be closed.
8. The Sisu Seriya sticker should be displayed in the bus as instructed.
9. The list of fare charges should be displayed in the bus.
10. The destination and the route number should be clearly displayed.
11. Televisions, curtains and tinted glasses should not be installed in the bus.
12. Issuance of tickets is compulsory.
13. Should necessarily employ a conductor.
14. Age limit of the bus crew (Driver and Conductor) should be 30 years or above 30 years.

15. Should not charge monthly charges (should not over-charged)
16. Should not transport outside persons.
17. Should sign the log book and keep within the bus.
18. Should appoint a teacher and two children or three children in without a teacher who travel on the agreed route permanently to sign the log book.
19. Should not scratch or distort the log book by using erasing fluid (tip-ex) when completing the log book.
20. Completed log books should be submitted to National Transport Commission before 15 the next month.
21. Though the bus is bound to the destination school, should transport thoe school children along the route and “ Podu Pasel “ board should be displayed in the bus. Also should not transport children recklessly. (Over Loard)
22. Should maintain a 90% running level to claim subsidiary benefits.
23. Should corporate Mobile Inspectors with their activities.

Sisu Seriya (SLTB Buses) - List of Terms and conditions for school buses.

1. Should only transport schoolchildren who are dressed with school uniforms (Teachers may also travel on board)
2. Only half of the fare should be charged from schoolchildren.
3. 50% of the full fare from pupils above the age of 12.
4. 25% of the full fare from pupils below the age of 12
- 5 Full fare from teachers.
6. Season Tickets are applicable to SLTB buses
7. When coming into agreement with new services, relevant bus should not exceed the lifetime 15 years after manufacture. If exceeded 15 years and if a bus between 15=16 years should produce a fitness certificate issued by Commissioner of Motor Traffic after inspection by regional office of department of motor traffic. Buses which have exceeded 20 years are not eligible to enter the " Sisu Seriya " project.
8. The owner should have a permanent bus to supply the Sisu Seriya service. On occasions the owner fails to supply the proposed bus, an alternative bus should be supplied to transport students immediately and the National Transport Commission should be informed about.that.
9. Should follow a due time table to reach school before at least 15 minutes and travel back to school before closing time to transport students to homes. (Start the evening journey only upon ensuring all the children are on board. Station the bus till at least 1.45 p.m at the school)
10. The bus should travel nearer to the school.
11. When running the rear door should be closed.
12. The Sisu Seriya sticker should be displayed in the bus as instructed.

13. The list of fare charges should be displayed in the bus.
14. The destination and the route number should be clearly displayed.
15. Televisions, curtains and tinted glasses should not be installed in the bus.
16. Issuance of tickets is compulsory.
17. Age limit of the bus crew (Driver and Conductor) should be 30 years or above 30 years.
18. Should not charge monthly charges (should not over-charged)
19. Should not transport outside persons.
20. Should sign the log book and keep within the bus.
21. Should appoint a teacher and two children or three children in without a teacher who travels on the agreed route permanently to sign the log book.
22. Should not scratch or distort the log book by using erasing fluid (tip-ex) when completing the log book.
23. Completed log books should be submitted to National Transport Commission before 15 the next month.
24. Though the bus is bound to the destination school, should transport those school children along the route and “ Podu Pasel “ name board should be displayed in the bus. Also should not transport children recklessly (Over Load)
25. Should maintain a 90% running level to claim subsidiary benefits.
26. Should cooperate to Mobile Inspectors with their activities.



It is special that only half of normal bus fare is charged from school children travelling by these buses. The financial loss incurred by the owner is recovered giving subsidy for every 01 km up to maximum of 110 km (so as to be covered the morning and evening trips) by the Government.

Physical Progress

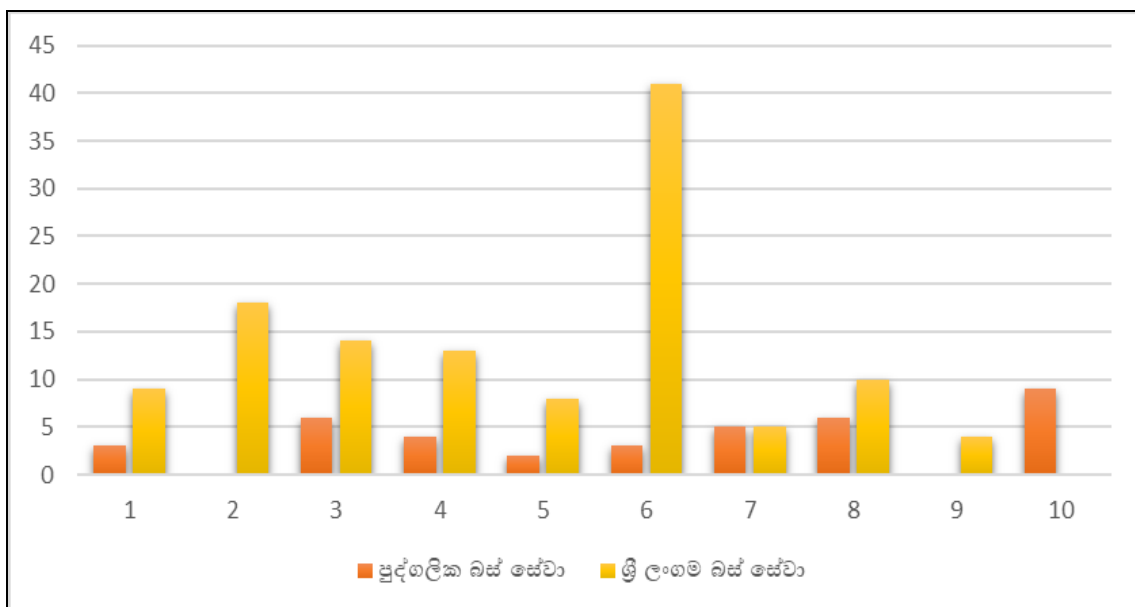
Since the charges of private school buses and vans getting higher according to the fuel prices hike ,many requests are made by parents and school principles to deploy Sisu Seriya service buses.

Considering the daily request for these buses,

In the year 2023, by 31.12.2023, 122 buses by SLTB and 38 private buses altogether 160 buses were deployed in the Sisu Seriya and 09 service extensions were done. According to that, the deployed number of Sisu Seriya service buses were 1500. As such, the material progress of this project is 68% .

The new Sisu Seriya bus services which was started in the year 2023 by province wise are indicated below table.

Ser. No.	Province	New services Started in 2023	
		Private Bus Service	SLTB Buses
01	Western	3	9
02	South		18
03	North Western	6	14
04	North Central	4	13
05	Sabaragamuwa	2	8
06	Uva	3	41
07	Eastern	5	5
08	Central	6	10
09	Northern		4
10	Inter-Provincial	9	
	Total	38	122



All operative “ Sisu Seriya “ Bus Services by 31.12.2023 Province-Wise are Indicated in the below Table.

Serial No.	Province	All ‘Sisu Seriya “ Bus Services
01	Western	340
02	Southern	91
03	North Western	306
04	North Central	200
05	Sabaragamuwa	93
06	Uva	178
07	Eastern	154
08	Central	77
09	Northern	31
10	Inter-Provincial	30
	Total	1500

- **Rural Bus Service Project “Gemi Seriya”**

The National Transport Commission started “Gemi Seriya” project in 2005 to provide transport facilities to people in rural areas for which requires bus services as a social responsibility, but no transport suppliers does offer to give services since these routes are not profitable ones.



Selection of operators for Gemi Seriya bus service were done under open tender procedure and thereby the operator who quote the lowest bid is selected. The operator thus selected is provided with a passenger transport license to operate on rural roads and with the recommendation of relevant Provincial Transport Authority the National Transport Commission enters the relevant operator to Gemi Seriya project and entered into agreement.

Under this agreement, the National Transport Commission pays the subsidy for relevant operator for a maximum of 3 years. After 3 years and upon confirmation that the route is profitable, the subsidy is discontinued. accordingly by now, a number of Gemi Seriya rural bus services started by the national transport Commission economically making profits and serving the people in rural areas.

Two operators were selected under tender process to start two Gemi Seriya bus services for year 2023.

As such, the physical progress of the project is 40%

- **Night bus services project "Nisi Seriya"**

The National Transport Commission implemented this service in 2005 to continue with night and early morning public transport service. This minimized the hardships faced by passengers with non availability of passenger transport service in night and early hours and to supply them with a permanent public transport service and to lower the high charges levied by other transport modes (Three-wheelers, Taxis) and the time are main objectives of this project. Accordingly under this project the government pays a certain amount to last night trip and first early morning trip as a subsidy Hindi due fare is charged from the general public.



Physical progress

60 New Nisi Seriya services started for year 2023 and by 31.12.2023, active Nisi Seriya services were 276.

As such the material progress of the project is 60 percent.

Accordingly, valid Nisi Seriya operative buses by 31.12.2023 are indicated province-wise as below;

Serial No.	Province	New Services Commenced in 2023	Total “ Nisi Seriya” Bus Services
01	Western	12	76
02	Southern	10	53
03	North Western	9	30
04	North Central	2	8
05	Sabaragamuwa	4	18
06	Uva	1	12
07	Eastern	0	1
08	Central	22	73
09	Northern		5
	Total	60	276

Financial Progress of “Sisu Seriya” , “Gemi Seriya” and “Nisi Seriya” Projects.

The money allocated under Recurrent Project from National Budget was 2000 million for subsidy paid towards Sisu Seriya and Nisi Seriya Service at the beginning of 2023 and for subsidy payments scheduled to be paid to new services scheduled to be commenced in 2023.

But some of Rs.1,580 millions have been granted to National Transport Commission by General Treasury and that Rs. 1,580 millions have been paid orr as subsidies by 31.12.2023

2.2 Time Tables & Surveying Section



2.2.1 Transport Requirements and Service Quality Survey.

It is a duty of National Transport Commission as vested with the National Transport Commission Act No 37 of 1991 to monitor that available buses are up to a level of standard to fulfil the passenger transport requirements and to determine the lowest level of standard to operate those services.

Accordingly, to provide the passengers with a reliable, quality, comfortable public transport service at an affordable fare, the key objective of this project is to collect data and by analyzing the data, submit them to relevant parties for decision making.

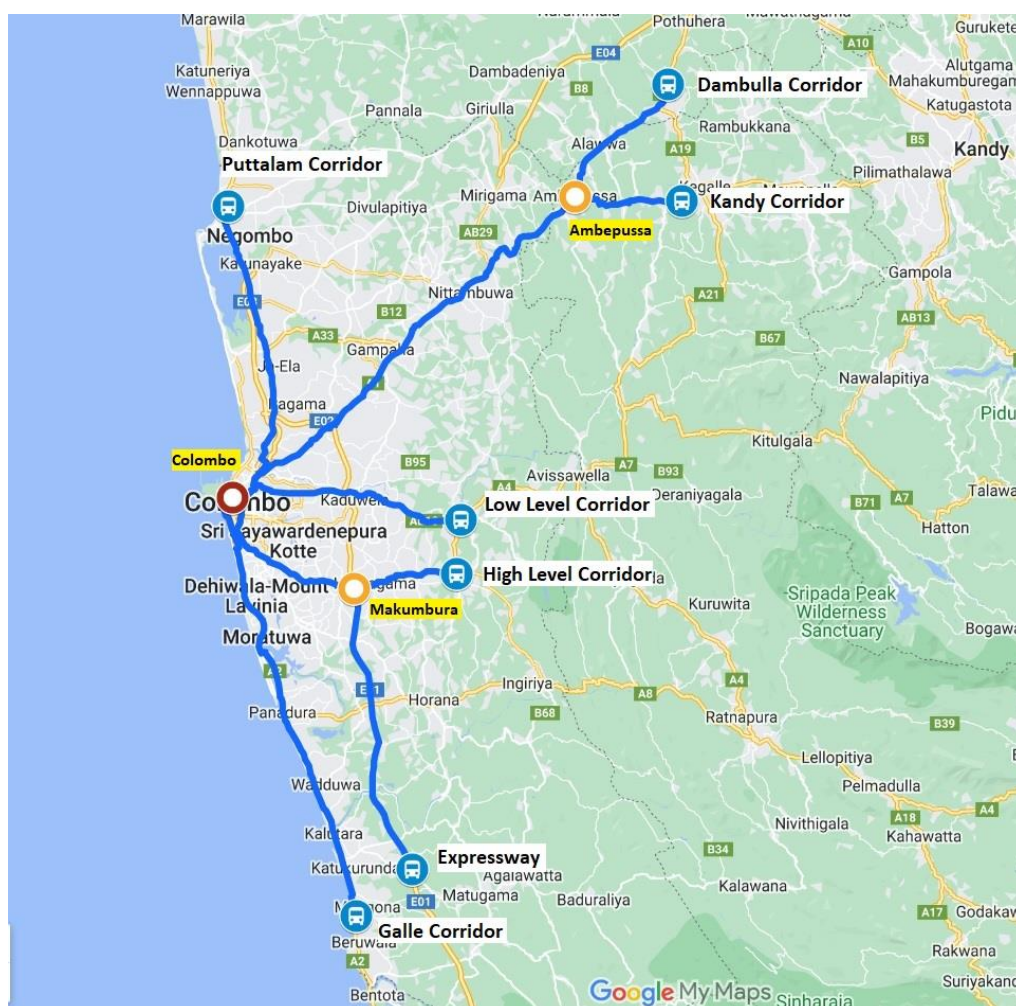
Due to economic crisis situation resulted in Covid-19, Petroleum shortages prevailing in 2020 to 2022, the travelling activities and travelling patterns of the people were changed until the end of the year. Due to that change, the bus industry also faced hardships. Accordingly a passenger requirement survey was conducted on the instructions of Board of Directors of National Transport Commission to make a bus service plan according to the change resulted due to above reasons in travelling pattern of people and by identification of passenger requirements of all the inter-provincial buses operating within island and making a integrated

timetable suitable for it. Accordingly, the survey to identify the passenger requirements and seat provision survey for buses starting from Colombo through main corridors to inter-provincial routes and covering other inter-provincial routes was conducted.

Generally, surveys are carried out by giving more attention on the below fields.

- House-household surveys to identify the transport requirements of passengers and at start bus services accordingly.
- Passenger demand survey to make and amend running schedules for existing bus services.
- Passenger Interview Surveys to identify the passenger satisfaction on the standard of existing bus services and accordingly make arrangements to supply a qualitative bus service as per passengers' wish.
- Travel Time Survey to make travel time schedules for buses.

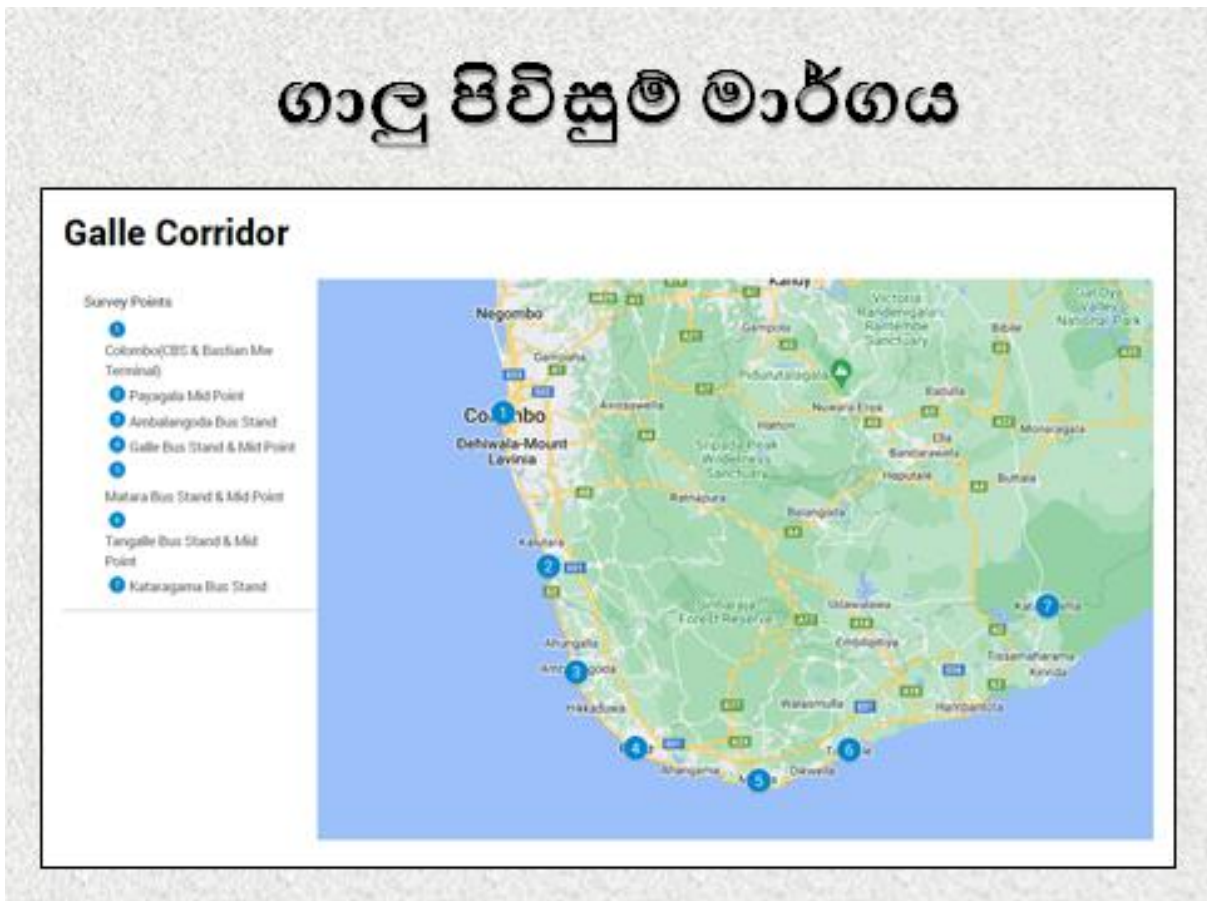
Information collected through the survey carried out covering all island to prepare a Integrated Timetable as follows;



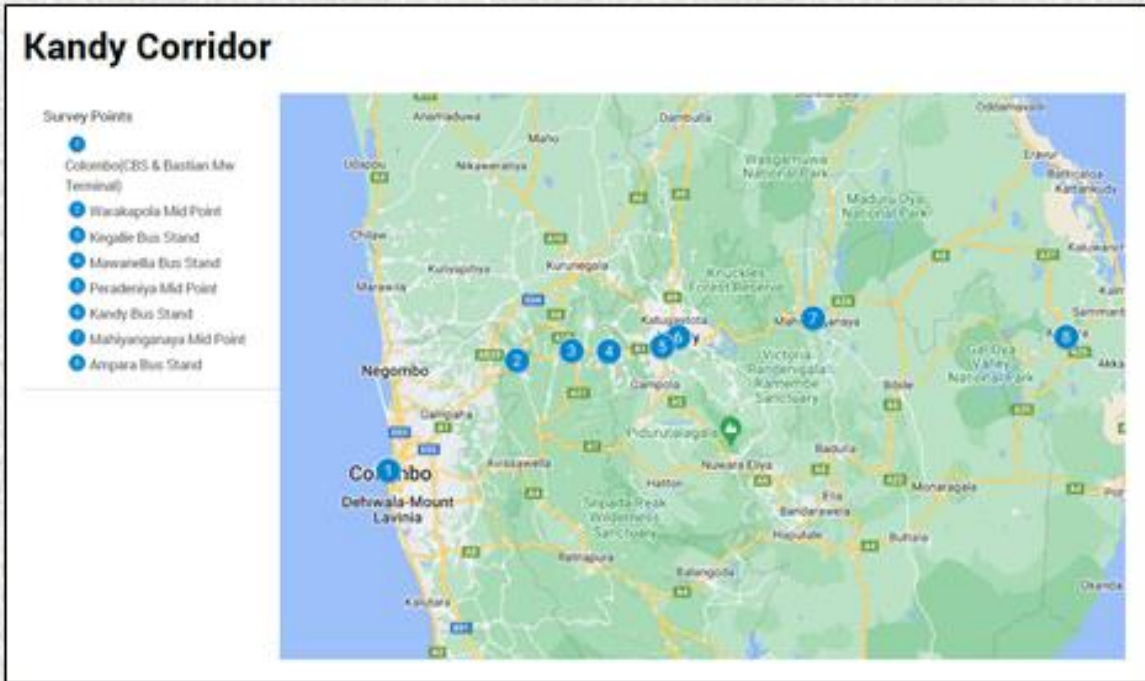
Locations of Survey

Following informations were collected at 98 below mentioned locations by continuously carrying out surveys within 48 hours covering all inter-provincial bus routes on a more busier day (Friday or Monday) and otherwise on a normal week day (Tuesday or Thursday) and inspecting all the SLTB and private buses which were running either side of surveyed locations and when buses were there at those locations and inspecting with the starting of those buses.

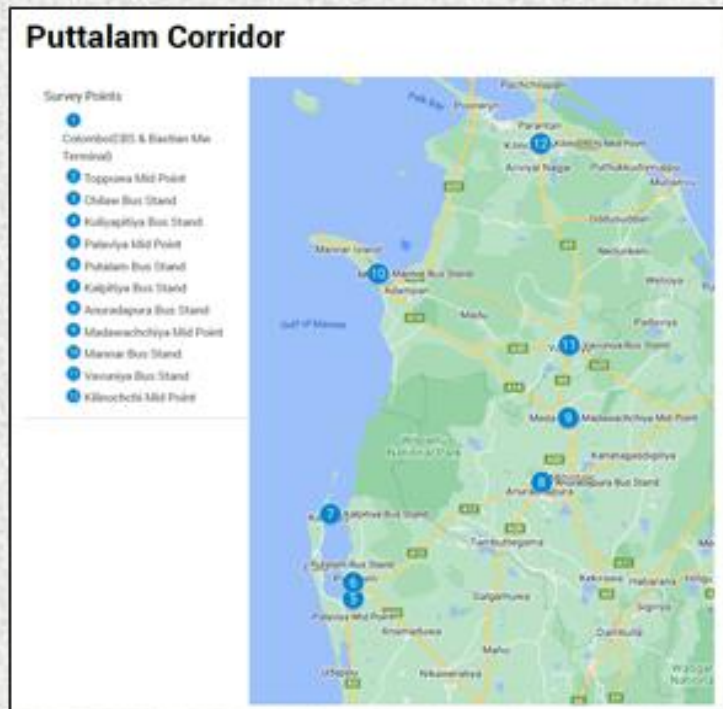
- The time when the bus started and number of passengers were on board.
- Number of seats of the bus.
- Whether SLTB or private bus.
- The route through which the bus travelled and route number, journey start and destination.
- Whether (Luxury, Semi Luxury, Normal, Super Luxury) buses.
- Venue and date of Survey.



මහනුවර පිවිසුම් මාර්ගය



පුත්තලම පිවිසුම් මාර්ගය

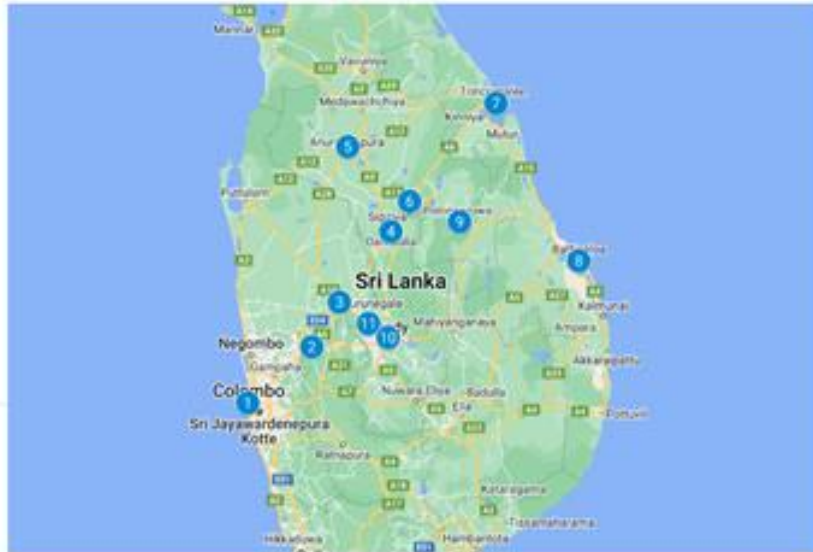


කුරුණෑගල පිවිසුම් මාර්ගය

Dambulla Corridor

Survey Points

- 1 Colombo(CBS & Bastian Mw Terminal)
- 2 Warakapota Mid Point
- 3 Kurunegala Bus Stand & Mid Point
- 4 Dambulla Mid Point
- 5 Anuradapura Bus Stand
- 6 Habarana Mid Point
- 7 Trincomalee Bus Stand
- 8 Batticaloa Bus Stand
- 9 Katarawela Bus Stand
- 10 Kandy Bus Stand
- 11 Galagedara Mid Point

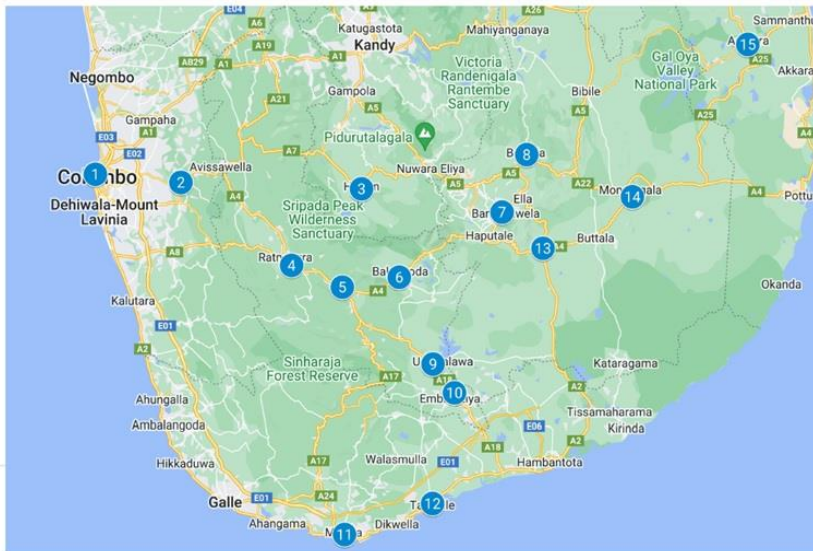


හයිලෙවල්, ලෝලෙවල් පිවිසුම් මාර්ගය හා සමගාමී මාර්ග

High Level & Low Level Road Corridor

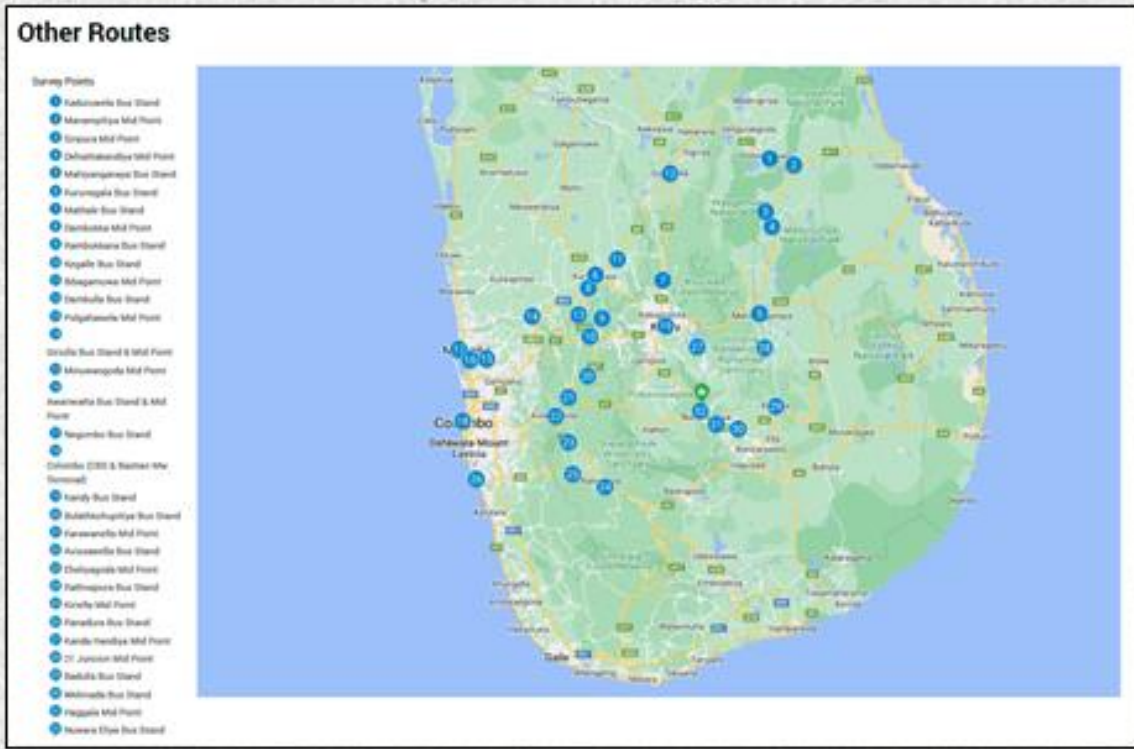
Survey Points

- 1 Colombo(CBS & Bastian Mw Terminal)
- 2 Kaluaggala Mid Point
- 3 Hatton Bus Stand
- 4 Rathnapura Bus Stand
- 5 Pelmadulla Mid Point
- 6 Balangoda Bus Stand
- 7 Bandarawela Bus Stand
- 8 Badulla Bus Stand
- 9 Udawalawa Mid Point
- 10 Embilipitiya Bus Stand
- 11 Matara Bus Stand
- 12 Tangalle Bus Stand
- 13 Wellawaya Bus Stand
- 14 Monaragala Bus Stand
- 15 Ampara Bus Stand



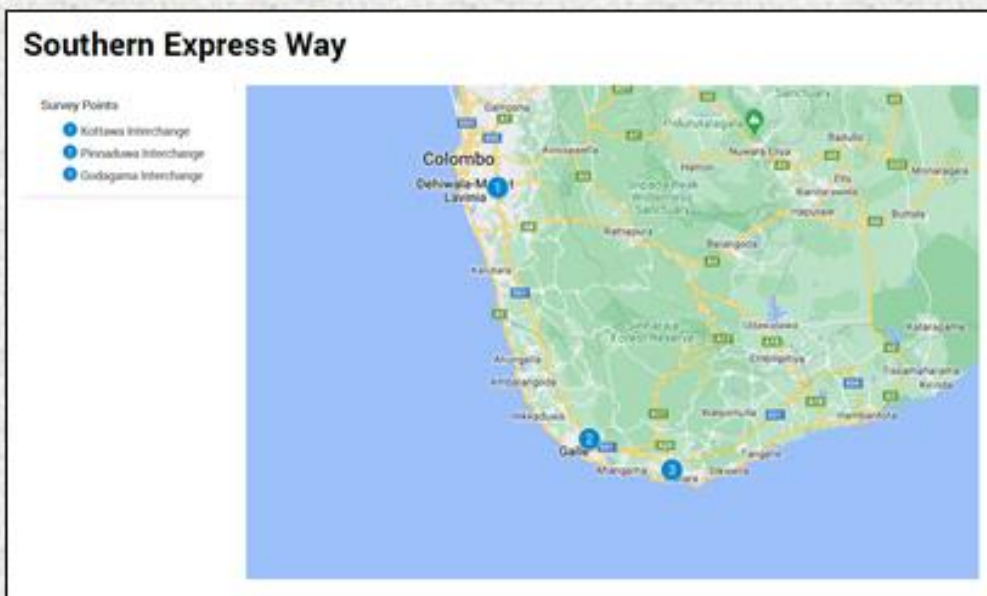
Other Inter-Provincial Roads

වෙනත් අන්තර් පළාත් මාර්ග



අධිවේගී මාර්ග

- ශ්‍රී ලංකාවේ අන්තර් ද්‍රව්‍ය මාර්ග
- ශ්‍රී ලංකාවේ අන්තර් ද්‍රව්‍ය මාර්ග
- පිත්තකුළු අන්තර් ද්‍රව්‍ය මාර්ග



**Highways * Kottawa Inter-change *Godagama Inter-change *Pinnaduwa Inter-change
Data Collected by The Survey**

Ser. No.	Corridor	No. of Buses Information Collected.	Locations of Survey
01.	Galle Corridor	3,443	07
02.	Kandy Corridor	4,536	09
03	Kurunegala Corridor	7,403	13
04.	Puttalam Corridor	5,000	13
05	High-level and low-level corridors	6,927	16
06	Other Inter-provincial roads (Mahiyanganaya- Kaduruwela road and connected other inter-provincial roads)	642	39
07	Other Inter-provincial roads (Colombo-Kurunegala/Negombo roads and connected other inter-provincial roads)	1,087	
08	Other Inter-provincial roads (Kegall-Kurunegala/Matale roads and connected other inter-provincial roads)	1,645	
09	Other Inter-provincial roads (Kegalle-Avissawella-Kegalle/Kandy roads and connected other inter-provincial roads)	2,382	
10	Other Inter-provincial roads (Badulla-Kandy road and connected other inter-provincial roads)	177	
11	Other Inter-provincial roads (Nuwara-Eliya-Welimada road and connected other inter-provincial roads)	698	
12	Highways	3,780	
	Data collected bus trips.	37,720	100

As per analysis and the data collected by this survey, it was observed that a 60 % of passenger loading on board inter-provincial normal service bus and 50-60% of passenger loading on board inter-provincial luxury buses.

Financial Progress

In the Year 2023, under the Recurrent Project, Rs. 24.0 million were allocated towards this project and out of that money, a sum of Rs 13.424 million has been spent. by 31.12.2023. As such the financial progress of this project was 55.9 percent in the Year 2023.

2.2.2 To arrange a combined timetable for both SLTB and Private Buses.

In terms of National Transport Commission Act as amended by Sri Lanka Transport Board Act No. 27 of 2005, in view of " Provisions a State Bus Service or private bus service to fulfil the real passenger transport requirement on a scientifically determined common timetable " the National Transport Commission works out a common timetable for SLTB buses and private buses.

It is expected by this to provide the general public with a reliable, safe and comfortable transport service by which way minimizing the unhealthy competition among buses and ensuring due market share of each party.

In accordance with passenger requirement through survey carried out to all the inter-provincial routes, preparation of a common timetable for all the routes was done in 2023 and got comments from operators by discussing with relevant parties about the common timetable.

Physical Progress

In accordance with passenger requirement through survey carried out to all the inter-provincial routes, preparation of a common timetable for all the routes was done in 2023 and got comments from operators by discussing with relevant parties about the common timetable.

Financial Progress

In the Year 2023, under the Recurrent Project, Rs. 0.6 million were allocated towards this project and out of that money, a sum of Rs 13.424 million has been spent. by 31.12.2023. As such the financial progress of this project was 88 percent in the Year 2023.

2.3 Bus Fare & Routes Planning Section

As per National Bus Fare Policy passed by the Cabinet on 12.06.2002, National Transport Commission determines the annual bus fares as per above policy from July 2002. In accordance with the said bus fare policy, annual bus fare revision should be declared on 1st July every year and in case of a massive diesel price hike, if the running cost at all kilometers exceeds by 4%, within a month of hike, a sub fare hike should be done. For this 12 cost ratios are applied. Those cost ratios are as follows;

- i. Fuel Cost (Diesel)
- ii. Worker Cost
- iii. Services and Lubrication
- iv. Tyres & Tubs
- v. Air conditioners
- vi. Renovations
- vii. Daily overhead expenditure.

- viii. Monthly overhead expenditure
- ix. Annual overhead expenditure
- x. Depreciation
- xi. Settlement of bus loan installments
- xii. Provisions for Vulnerabilities

Table of Bus Fare Amendments From 2012 up to now are indicated as below:

බස් රථ මාරු සංශෝධනය - (2012 සිට 2023 දක්වා)

බස් රථ මාරු සංශෝධනය සිදු වූ දින සහ සංශෝධනය සිදු වූ ප්‍රතිශත																				
සංශෝධනය වූ දිනය	2012-02-14	2013-11-01	2015-02-01	2016-08-01	2017-07-01	2018-05-23	2018-09-21	2018-11-09	2018-12-27	2020-11-11	2022-01-05	2022-03-15	2022-04-19	2022-05-25	2022-07-01	2022-07-20	2022-08-05	2023-03-31	2023-07-01	2023-09-03
සංශෝධනය වූ මාරු	වාර්ෂික	වාර්ෂික	වාර්ෂික	වාර්ෂික	වාර්ෂික	වාර්ෂික	අන්තර්වසර	අන්තර්වසර	අන්තර්වසර	විශේෂ	වාර්ෂික	අන්තර්වසර	අන්තර්වසර	අන්තර්වසර	වාර්ෂික	අන්තර්වසර	අන්තර්වසර	අන්තර්වසර	වාර්ෂික	අන්තර්වසර
මි.රු. 01 කට වැඩිවීම				රු. 95.12	රු. 101.09	රු. 107.73	රු. 112.04	රු. 109.89	රු. 105.27	සංඛ්‍යා 01 කට වැඩිවීම සංශෝධනය	රු. 123.62	රු. 140.56	රු. 175.36	රු. 209.54	රු. 276.79	රු. 270.63	රු. 267.55	රු. 235.21	රු. 250.32	රු. 259.87
විශේෂ කටයුතු							6.56% ක වැඩි දීමනාවක් ලබා දීම සඳහා අනුමැතිය ලබාදීම සඳහා සංශෝධනය විය			සංඛ්‍යා 01 කට වැඩිවීම සංශෝධනය		13.7% ක වැඩි දීමනාවක් ලබා දීම සඳහා අනුමැතිය ලබාදීම සඳහා සංශෝධනය විය	24.76% ක වැඩි දීමනාවක් ලබා දීම සඳහා අනුමැතිය ලබාදීම සඳහා සංශෝධනය විය		32.09% ක වැඩි දීමනාවක් ලබා දීම සඳහා අනුමැතිය ලබාදීම සඳහා සංශෝධනය විය	1.14% ක වැඩි දීමනාවක් ලබා දීම සඳහා අනුමැතිය ලබාදීම සඳහා සංශෝධනය විය			6.52% ක වැඩි දීමනාවක් ලබා දීම සඳහා අනුමැතිය ලබාදීම සඳහා සංශෝධනය විය	
ප්‍රතිශත	20%	7%	-8.20%	6%	6.28%	12.50%	4%	-2%	-4.20%	20%	17.44%	15%	35%	19.49%	22%	-2.23%	-11.14%	-12.09%	6.52%	4.01%
මාරු මිලියන	9.00	9.00	8.00	9.00	10.00	12.00	12.00	12.00	12.00	14.00	17.00	20.00	27.00	32.00	40.00	38.00	34.00	30.00	30.00	30.00
1	9.00	9.00	8.00	9.00	10.00	12.00	12.00	12.00	12.00	14.00	17.00	20.00	27.00	32.00	40.00	38.00	34.00	30.00	30.00	30.00
2	12.00	13.00	12.00	12.00	13.00	15.00	15.00	15.00	14.00	17.00	20.00	23.00	31.00	38.00	46.00	45.00	42.00	37.00	37.00	38.00
3	16.00	17.00	15.00	16.00	17.00	19.00	19.00	19.00	19.00	23.00	27.00	31.00	41.00	50.00	60.00	59.00	54.00	48.00	48.00	50.00
4	19.00	20.00	18.00	20.00	21.00	24.00	25.00	24.00	23.00	28.00	33.00	38.00	51.00	61.00	74.00	73.00	67.00	59.00	59.00	61.00
5	23.00	24.00	22.00	24.00	25.00	28.00	30.00	29.00	28.00	33.00	39.00	45.00	61.00	73.00	89.00	87.00	80.00	70.00	73.00	73.00
6	27.00	28.00	26.00	28.00	29.00	33.00	34.00	34.00	32.00	39.00	46.00	52.00	71.00	84.00	103.00	101.00	92.00	81.00	81.00	84.00
7	30.00	32.00	30.00	32.00	34.00	38.00	39.00	38.00	37.00	44.00	52.00	60.00	81.00	96.00	117.00	115.00	105.00	92.00	92.00	96.00
8	33.00	34.00	32.00	33.00	35.00	40.00	41.00	41.00	39.00	47.00	55.00	63.00	85.00	102.00	124.00	121.00	109.00	96.00	96.00	99.00
9	34.00	37.00	34.00	36.00	38.00	43.00	44.00	43.00	42.00	50.00	59.00	67.00	91.00	109.00	133.00	130.00	117.00	103.00	103.00	107.00
10	35.00	39.00	36.00	38.00	40.00	45.00	47.00	46.00	44.00	53.00	62.00	72.00	97.00	116.00	141.00	138.00	126.00	110.00	110.00	115.00
11	38.00	41.00	38.00	40.00	42.00	48.00	50.00	49.00	47.00	56.00	66.00	76.00	103.00	123.00	150.00	147.00	134.00	118.00	118.00	122.00
12	41.00	44.00	40.00	43.00	45.00	51.00	53.00	52.00	50.00	60.00	70.00	81.00	109.00	130.00	159.00	155.00	140.00	123.00	123.00	128.00
13	43.00	46.00	42.00	45.00	48.00	54.00	56.00	55.00	53.00	63.00	74.00	85.00	115.00	137.00	167.00	164.00	149.00	131.00	131.00	136.00
14	45.00	48.00	44.00	47.00	50.00	57.00	59.00	58.00	55.00	66.00	78.00	90.00	121.00	144.00	174.00	172.00	157.00	138.00	138.00	143.00
15	48.00	51.00	47.00	50.00	53.00	59.00	62.00	61.00	58.00	70.00	82.00	94.00	127.00	152.00	185.00	181.00	165.00	143.00	143.00	149.00
16	49.00	53.00	49.00	52.00	55.00	62.00	64.00	63.00	60.00	72.00	85.00	97.00	132.00	157.00	192.00	188.00	169.00	149.00	149.00	155.00
17	52.00	56.00	52.00	54.00	57.00	64.00	67.00	66.00	63.00	75.00	88.00	100.00	137.00	164.00	200.00	196.00	178.00	156.00	156.00	163.00
18	53.00	57.00	53.00	56.00	60.00	67.00	70.00	68.00	65.00	78.00	92.00	106.00	143.00	171.00	208.00	204.00	184.00	162.00	162.00	168.00
19	55.00	59.00	55.00	58.00	62.00	70.00	72.00	71.00	68.00	82.00	96.00	110.00	149.00	178.00	217.00	214.00	193.00	169.00	169.00	176.00
20	58.00	62.00	57.00	60.00	64.00	72.00	75.00	74.00	71.00	85.00	99.00	114.00	154.00	185.00	225.00	220.00	199.00	175.00	175.00	182.00

The National Bus Fare Policy enacted in 2002 was being updated in the year 2023 and 108 surveys according to that were finished. The annual bus fare revision was adjusted on 1st July and the committee appointed by the Cabinet for drafting of new bus fare policy met in the year and decided to complete the National Bus Fare Policy by 28 February 2024.

According to oil prices revision, inter-provincial bus fares were amended on two occasions. Thus, revisions of bus fares done on 31 March 2023 and 03 September 2023 respectively were declared.

Financial Progress

In the Year 2023, under the Recurrent Project, Rs. 0.10 million were allocated towards this project and out of that money, a sum of Rs 0.062 million has been spent. by 31.12.2023. As such the financial progress of this project was 62.0 percent in the Year 2023.

2.4 Statistics Section

2.4.1 Compilation of National Transport Statics Report

The National Transport Commission has been publishing the “National Transport Statistics Report” since 2010 as a compilation developed year by year.



It was a successful achievement by National Transport Commission to have taken efforts to fill the void in transport sector during a long period of time not having a compiled transport sector data in a certain place. To process with this report, required data are obtained from many responsible government bodies such as Central Bank of Sri Lanka, Road Development Authority, Department of Motor Traffic, Railway Department, National Transport Medical Institute, Police Department of Sri Lanka, Ports Authority of Sri Lanka, Civil Aviation Authority of Sri Lanka, Institute of Chartered Transport Logistics. The main objective of this report is to facilitate with obtaining transport sector data from a one compiled report which is required by Stakeholders, Researchers, Planners and Policy Makers to get logical and conscious decisions and forecasting for the development of transportation in Sri Lanka. Also this is an educational report for school pupils, university students who study the transport subject. This compilation is distributed free of charge among all the Ministries, Universities, many schools and public libraries for the reference of general public. Persuading with modern technological advances, It was arranged to download this through the website www.ntc.gov.lk

Physical Progress

It was planned to launch the 2023 report of transport statistics in the year 2023.

As such The National Transport Statistics Report -2023 was launched on 31 December 2023 via online at website ntc.gov.lk. The material progress of this project in 2023 is 100 percent.

Financial Progress

In the Year 2023 , under the Recurrent Project , Rs. 3,102 millions were allocated towards this project and out of that money, a sum of Rs 0.081 millions has been spent. by 31.12.2023. As such the financial progress of this project was 2.61 percent in the Year 2023.

2.4.2 Preparation of Statistics On Private Sector Bus Services.

The National Transport Commission collects data and analyzing them monthly about bus fleet, number of operated buses, number of operated kilometers of all the inter-provincial private public bus services operating within island and all the private sector public bus services operating under provincial Road Passenger Transport Authorities. The information by analyzing the data thus received in tri-monthly reports are forwarded to Central Bank of Sri Lanka and analyzing them annually forwarded to be included in Annual Reports of Central Bank of Sri Lanka.

Private and Omni Bus Service		
Item	2022 Jan - March	2023 Jan - March
Passenger Kilometers (Mn. Km)	7589.28	9053.3
Operated Kilometers (Mn Km)	152.71	180.8
No. of Buses Operated	10,720	12,490
Seating Capacity	469,032	549,168
Total Bus Fleet	20,104	20,069
Total Revenue	-	-

Table 2.10
Selected Public Transport Indicators by Provinces

Item	Western	Central	Southern	Northern	Eastern	North - Western	North - Central	Uva	Sabaragamuwa	Inter provincial NTC	All Island
Private Bus Service											
Private Operator Buses											
2021	6,082	2,452	1,335	1,003	658	1,426	701	1,283	1,974	3,107	20,021
2022	5890	2457	1335	999	659	1426	681	1306	1980	3315	19862
2023	6088	2473	1341	999	663	1413	691	1314	1962	3152	20096
Buses Operated											
2021	2,621	1,227	478	503	238	589	291	567	1,017	1,522	9,053
2022	2603	1543	630	488	368	404	600	549	1173	1449	9807
2023	3286	1716	1257	426	417	876	663	940	1281	2002	12864
Seating Capacity											
2021	110,082	51,534	20,076	21,126	9,996	24,738	12,222	23,814	42,714	82,188	398,490
2022	109326	109326	64806	26460	20496	15456	16968	25200	23058	49266	78246
2023	138012	138012	72072	52794	17892	17514	36792	27846	39480	53802	108108
Operated Kilometers, Mn											
2021	97.67	45.72	17.81	18.74	8.87	21.95	10.84	21.13	37.9	83.43	364.06
2022	97.00	57.50	23.48	18.18	13.71	15.05	22.36	20.46	43.71	113.95	425.40
2023	122.45	63.95	46.84	15.87	15.54	32.64	24.71	35.03	47.73	157.43	474.09
Passenger Kilometers, Mn											
2021	4102.09	1920.36	748.11	787.24	372.49	921.84	455.44	887.4	1591.69	4,505.30	16291.96
2022	4073.92	2414.93	986.01	763.76	575.95	632.3	939.05	859.23	1835.85	6153.11	19234.11
2023	5657.17	2954.26	2164.05	733.40	717.91	1508.12	1141.42	1618.3	2205.36	9551.54	28051.52

In addition to this, the analyzed information of all the inter provincial and provincially operated all the private sector public transport services buses are forwarded to Department of Census and Statistics

Table 7.8 Number of Public Bus Services

Item	Private Buses
No. of Routes	4118
Operated Kilometer Length(K.M Millions)- For the Year	425.4
No. of Buses with passenger permits	19,862
No of Operated Buses per Day	9,807
No. of Transported Passengers (Millions)-for the Year	1,125
Approx.Length Travelled by a passenger (K.M) Per Day	18
Total Income	-
Income Per Bus kilometre	-

2.5 Institutional Renovations and Infrastructure Development Section .

2.5.1 Renovation of NTC Buildings.

Renovation and maintenance of buildings of National Transport Commission and development and maintenance of infrastructure facilities of bus terminals are carried out by this project under Capital Project. Under that in the year 2023, the following works were planned to be carried out.

- * Renovation of Buildings belonging to National Transport Commission.
- * Generating of electricity required by the institute, by an alternate method, the installation of solar panel systems on roofs of buildings of National Transport Commission.
- * Renovation of Bastian Mawatha Bus terminal and Vavuniya bus Terminal.

Material Progress

Procurement activities for renovation of security hut and boundary wall of the National Transport Commission Head Office premises were finished and board approval was granted in November 2023.

The cabinet approval for this construction is due to come and relevant construction will be carried out in due course.

To begin with procurement activities of project of installing solar panel system on roof of National Transport Commission have been submitted for cabinet approval and building approval.

Since only one bidder submitted bids for the first bid invitation to Renovation of Vavuniya Bus terminal, the Procurement Committee decided to invite open tenders through a newspaper advertisement and 2nd bid opening was done on 29 September 2023.

Cabinet approval is on the way for the erection of new platform scheduled at Bastian Mawatha Bus Terminal.

Financial Progress

In 2023 under Capital Project, money allocated from the fund of National Transport Commission towards this project:

- Rs. 10 Million were allocated for renovation of building belonging to National Transport Commission and by 31.12.2023 Rs. 1,325 million have been spent for this project. Accordingly, the financial progress of this project is 13%.
- Rs.73.863 million were allocated for the installation of solar panels project on the roof of National Transport Commission building and by 31.12.2023, no money was spent on this project.
- Rs.10 million were allocated for renovation of Vavuniya Bus terminal and by 31.12.2023, Rs.2.428 million have been spent on this project and financial progress of this project is 24%.

2.5.2 Fixing limited stop sign boards for Long Distance Express Buses.



The basic objective of this project is to implement express bus limited stops and to prevent unhealthy competition among provincial driven buses since express buses picking up passengers from normal bus stops. This was published on 18.06.2019 by Govt. Gazette No.2128/9 . Locations for where sign boards should be fixed for limited bus stops were physically identified by a committee comprising Road Development Authority, Colombo Municipal Council, Sri Lanka Police, relevant Road Passenger Transport Authority.

Physical Progress

It was planned in 2023 to fix 300 limited stop sign boards to identified locations in a way of covering 05 main corridors to city of Colombo. Accordingly by 31.12.2023, though a number of 1,124 locations were identified to be fixed with sign boards, to begin procurement activities, as per Budget Circular No.3/2022 and Public, Enterprises Circular No 04/2022, a letter was forwarded to General Treasury for approval.

Financial Progress

In the Year 2023, under the Recurrent Project, Rs.10.34 millions were allocated from Fund of National Transport Commission towards this project and out of that money, a sum of Rs 0.242 million has been spent by 31.12.2023. As such the financial progress of this project was 2.34 percent in the Year 2023.



3. Quality Assurance & External Affairs Department



ජාතික ගමනාගමන කොමිෂන් සභාව
මගින් හඳුන්වා දුන්
අන්තර් සමුහක් ඔස්සේ රථ සේවාවන්හි
ආසන වෙන් කිරීමේ නිල වෙබ් අඩවිය

<https://www.ntcbooking.lk>

24 භෞතවේදී සහ 24 පුරා ක්‍රියාත්මක ක්ෂණික ඇමතුම්
011 344 32 36



National Transport Commission
Web : www.ntc.gov.lk | E-mail : info@ntc.gov.lk



It is appropriate to a country like Sri Lanka to use public transport modes instead of mini vehicles which can transport one or three passengers. But, to attract passengers to public transport services, it should be of a highly reliable, comfortable and safer mode of transport to persuade passengers from using mini vehicles. To establish such an environment in Sri Lanka, the Quality Assurance & External Affairs Department has been set up in the National Transport Commission and a number of projects carried out by this department with the intention of developing the inter-provincial public bus transport service as a passenger transport service with more attractive to people and equipped with modern technology.

	<p>Registration & Training for Bus Crew Members</p>
	<p>Awareness Programmes for Transport Sector Stakeholders</p>
	<p>Introduction of New Technology for Public Transport Sector Buses</p>
	<p>Fixing GPS to Buses</p>
	<p>Pre-paid Card System (Electronic Fare Collection)</p>
	<p>Preparation of Regulations and Amendments To National Transport Commission Act.</p>

3.1 Registration and Training for Bus Crew Members.

With a view to providing passengers with a quality transport service, the basic objective of this project is to give a professional training to bus crew members who are working in inter-provincial private buses.

Accordingly, awareness programs are carried out on the below subjects with participation of veteran orators of Sri Lanka Police, Bureau of Women & Childcare Services, National Dangerous Drugs Control Board, National Productivity Secretariat

- Minimizing Road Traffic Accidents and Adherence to Road Traffic Regulations.
- Rules & Registration for Passenger Service Permits of National Transport Commission.
- Procedures of Rendering Customer Services.
- Outcomes of using narcotics.
- Prevention of abuses to children and women on board.
- Strategies to follow with a road accident and giving first aids.

Accordingly, driver & conductor trainings were provided as previously in the year 2023 under following categories.

- Training for new drivers and conductors.
- Once in a three years training for presently working staff.
- Special training for drivers and conductors who committed misconducts.



Material Progress

It was planned in the year 2023 to give trainings for 5,400 personnel by conducting 45 workshops with participation of maximum 120 persons in one session.

By 31.12.2023, a number of 4,358 drivers and conductors were trained by carrying out 42 workshops.

As such, according to the number of drivers and conductors who were trained, the material progress of this project is 81% and with conducted workshops, the material progress is 94%.

Financial Progress

In the Year 2023 , under the Recurrent Project , Rs.9.5 millions were allocated from Amended Budget of National Transport Commission towards this project and out of that money, a sum of Rs 8.368 millions has been spent. by 31.12.2023. As such the financial progress of this project was 88 percent in the Year 2023.

3.2 Awareness Programmes for Transport Sector Stakeholders.

With a view of making environment to establish a qualitative transport service, 06 island-wide awareness programmes were planned to conduct in provincially centered selected locatios for below transport sector stakeholders in 2023.

- Awareness of officials in transport sector institutions about planning of transport systems.
- Awareness about Office procedures of officials of Provincial Road Passenger Transport Authorities.
- Holding relevant drawing competitions about Road Safety to make aware of school children.
- Holding medical camps to examine the physical fitness of drivers and conductors.
- Awareness of passengers, drivers and conductors about rights of passengers.
- Awareness of bus drivers and owners who were driving at high speed violating speed limits via GPS technology by Control Room.



Awareness Program for drivers who were driving at high speed violating speed limits. (with participation of Traffic Police Headquarters)



Medical camp to examine the physical fitness of drivers and conductors.



Awareness Programme for officials of transport sector institutions about transport systems planning (in collaboration with Chartered Transport Institute - CILT)



Awareness Programme for passengers, drivers and conductors about rights of passengers.

Physical Progress

By 31.12.2023, all scheduled 06 programmes were conducted. Accordingly, the physical progress of the project is 100%.

Though relevant drawing competition to make aware of school children were planned to hold on 31.12.2023, it was postponed to conduct in next year due to lack of drawings received.

Financial Progress

Rs.4.7 millions were allocated from Annual Budget of 2023 of National Transport Commission towards this project and out of that money, a sum of Rs 0.821 millions has been spent. by 31.12.2023. As such the financial progress of this project was 17 percent in the Year 2023.

3.3 Implementation of new technology to public transport sector buses.

Series of projects were conducted in 2023 by the National Transport Commission for services rendered by National Transport Commission more attractive and productively by providing passengers a more reliable, quality and comfortable public transport bus service and getting back passengers leaving day by day public transport services and to implement new technology to office activities and public transport service buses.

- Project of automating the entire system of National Transport Commission.

The main duties of Information Technology Unit of National Transport Commission are, Developing and installation of software and hardware systems of National Transport Commission and interfere with technical support to ease office activities. Various of projects are carried out by this unit and progress of those projects in 2023 are as follows:



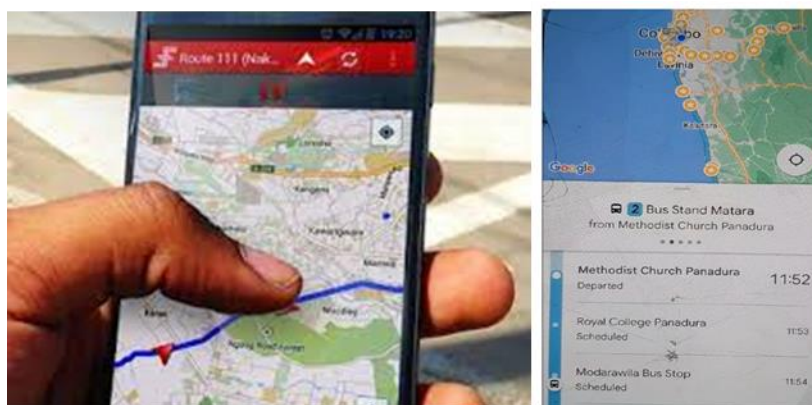
computer software. By this, identifying the tasks of Running, Planning and Quality Assurance departments, automation of activities of these departments were done under 03

categories (Iteration wise) and objecting to give an instant service to general public, process filing activities of the institution through an electronic system and to establish a more efficient, reliable and secured system within the NTC.

Under this project, trainings were given to officers who come across with activities using each system to get used to this project and to give relevant training to users to operate easily (user friendly). More time was taken to make changes to this software which was required by such departments to use this smoothly in 2023. Also, arrangements have been made to issue NFC card instead of passenger service permits and relevant process in operation for now. Identifying the issues in using this software in 2023, necessary steps were taken to locate those issues in using this software smoothly. Accordingly, first phase of automation process of departments was completed and identified minor changes to this are being carried out. Studies are underway to initiate the second phase (Phase 02) of Development to Supportive Function.

Relevant development activities in providing real time information (GTFS-real-time) were initiated at the end of 2023

*** Implementing Google Platform to Public Transport. - General Transit Feed Specification (GTFS)**



Insertion of public transport services to Google Map was started in 2019 under that, primary activities to include all the bus routes of all Provincial Transport Authorities were carried out as an extension to this, accordingly 259 routes belonging to Western Provincial Road Passenger Transport Authority, 117 routes of Southern Provincial Transport Authority and details of SLTB and Rail roads were included to Google Map.

Relevant development activities were initiated for providing real time information (GTFS-real-time) with sponsorship of UNDP at the end of 2023, and by 31.12.2023 it was at the last phase.

- **Online Seat Booking Project of Interprovincial Buses**



In this project, development of the software for passengers using inter-provincial buses to reserve bus seats in advance via online was started in 2017.

Later in late 2018, the facility to reserve seats online was provided to passengers. But during Covid 19 pandemic, this was temporarily halted. After then, from year 2023 up to now selection of a company for development and maintenance of this software with enhancing the online booking facility and new fare collection methods and by coordinating with service providing firms are being carried out.

Financial progress of the project of implementing new technology to public transport bus service.

Rs.20.5 millions were allocated from Annual Budget of 2023 of National Transport Commission towards this project and out of that money, a sum of Rs 9,145 million has been spent. by 31.12.2023. As such the financial progress of this project was 45 percent in the Year 2023.

3.4 Fixing GPS Instruments to Buses:



The project of fixing GPS to buses was commenced to observe whether bus owners with National Transport Commission passenger permits are operating following due time tables, on approved route and driving at accepted speed limit.

Accordingly, 25 GPS CIM cards were issued in 2023 and number of 860 buses were fitted with GPS instruments. As a cumulative figure, by 31.12.2023, 2,224 buses are regulated by GPS Unit and 70% inter-provincial buses have been fixed with GPS instruments.

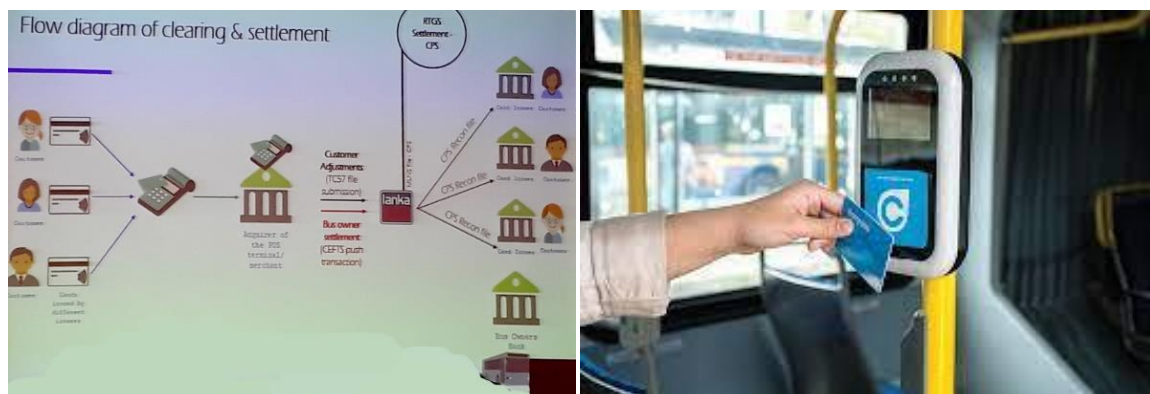
Category of Servises	Number of Buses	No. of Buses Fitted with GPS	Percentage of GPS buses %
Super Luxury	184	173	94
Luxury	577	545	94.5
Semi Luxury	447	394	88
Normal Service	1,986	1,114	56.1
Total	3,194	2,224	69.6

Source; Quality Assurance & External Affairs Department

Financial Progress

Rs.11.0 millions were allocated from Annual Budget of 2023 of National Transport Commission (Under Recurrent Expenditure of fund of NTC) towards this project and out of that money, a sum of Rs 6,689 millions have been spent. by 31.12.2023. As such the financial progress of this project was 61percent in the Year 2023.

3.5 Pre-paid Card System (Electronic Fare Collection)



It was planned to introduce e-ticketing system that can be used with any bus was introduced. According to that, the National Transport Commission selected a firm through a proper tender procedure in 2023 for the development of a Backend Software required for the use in passenger transportation which is recognized by the Central Bank of Sri Lanka under Sri Lanka Passenger Transport Scheme and development activities of the software were completed.

As a pilot project, to monitor the function of it, this pre-paid card system was commissioned in buses of Galle-Makumbura highway and accuracy of this system was observed. Also through this software, in addition to Sri Lanka Pre-paid Card, possibility of implementing e-tickets through other technical means (QR code, through Visa and MasterCard, Virtual card usage) to buses on the instructions of Ministry of Highways was submitted to the ministry for further actions..

Financial Progress

Rs.11.0 millions were allocated from Annual Budget of 2023 of National Transport Commission (Under Recurrent Expenditure of fund of NTC) towards this project and out of that money, a sum of Rs 0.22 million have been spent. by 31.12.2023. As such the financial progress of this project was 2 percent in the Year 2023.

3.6 Preparation of Regulations and Amendments to National Transport Commission Act.



Preparation of drafting rules and regulations in terms of National Transport Commission Act No 37 of 1991 commenced from 23.11.2023. The progress of it by 31.12.2023 is mentioned as follows :

- Relevant clauses for rules to be amended by going through the Act has been identified.
- Rules applied by the National Transport Commission by now have been identified.
- The rules that should be applied but not effective by National Transport Commission have been identified.

A committee comprising officials of National Transport Commission has been appointed for above and they are engaged in the above tasks.



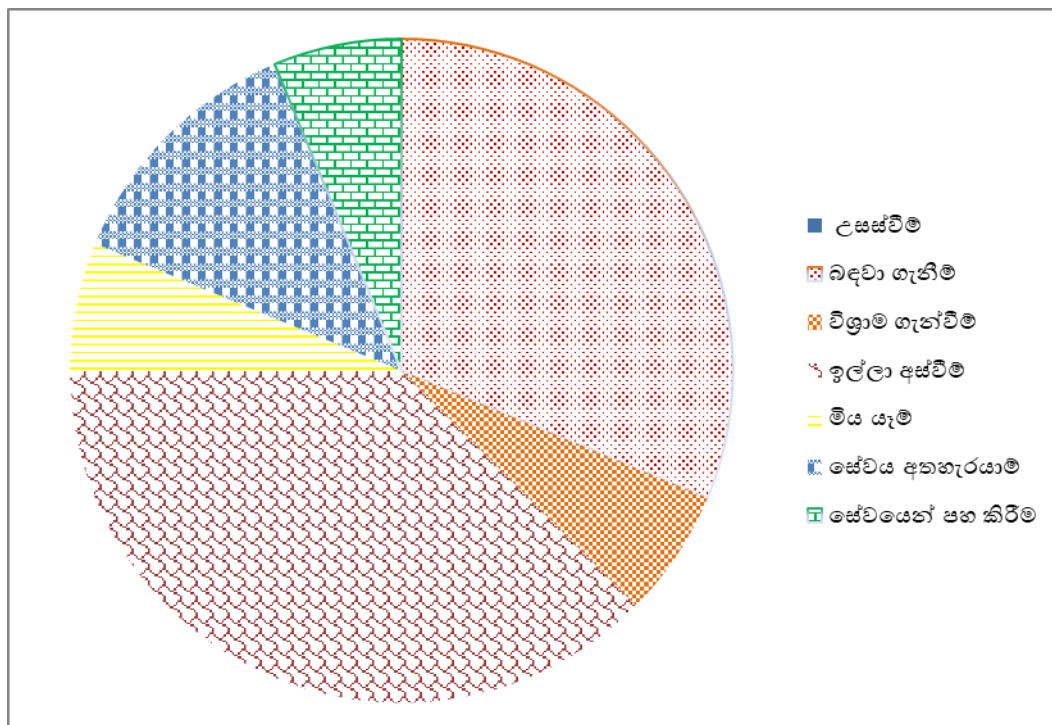
4. Administration Department

The Administration Department of the National Transport Commission is vested with duties of internal administration, responsibilities of institutional premises and building including all the human resources management. Accordingly below tasks are performed by Administration Department.

4.1 Staff Management

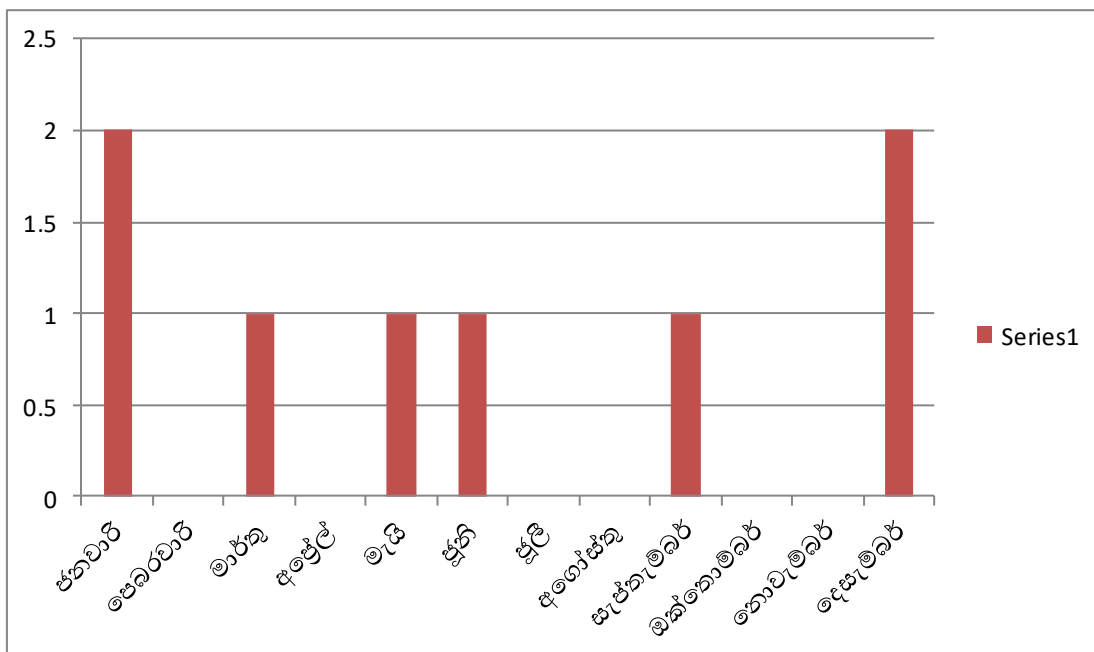
Activities relating to recruitment of staff according to the cadre, retirement, promotions and resignations and management of staff and disciplinary actions are carried out. Staff leaves and training programmes to boost knowledge and efficiency of the staff and conducting seminars for

Promotions	Recruitments	Retirements	Resignations	Deaths	Vacancies	Terminate in Post
0	5	1	6	1	2	1



Trainings and seminars to uphold the knowledge, attitude and efficiency of the staff of National Transport Commission are conducted from time to time. Details of external and internal training sessions conducted in 2023 are indicated below:

Month	January	February	March	April	May	June	July	August	September	October	November	December
Name of Training	Motivation Training		Customer care programme		Management Training	Developing the modern management			Labour Matters			Financial Regulations
No. of Training Sessions	2	0	1	0	1	1	0	0	1	0	0	2



4.2 Corporate Governance

Management of vehicle fleet of the National Transport Commission, staff welfare activities and coordination with all the trade unions and engaged in welfare activities for staff of National Transport Commission.

- Provision of uniforms and shoes for relevant staff.
- Provision of Agrahara Insurance Cover.
- Conducting trips and get-togethers.
- Provision of season tickets and free travel passes.

In addition, following facilities and maintenance activities of NTC are carried out.

- Water, electricity, telephone and internet facilities.
- Construction and Maintenance of Buildings.
- Sanitary and Cleaning Services.
- Security Services.

Annual Accounts


NATIONAL TRANSPORT COMMISSION

(Expressed in Sri Lankan Rupees)

STATEMENT OF FINANCIAL POSITION AS AT 31 DECEMBER


	Note	2023	2022
ASSETS			
Non-Current Assets			
Property, Plant & Equipment	4	381,332,175.90	365,523,476.57
Work in Progress		-	31,582,154.10
Library Books		1,514,973.81	1,364,973.81
Total Non-Current Assets		382,847,149.71	398,470,604.48
Current Assets			
Receivables, Deposits and Advances	5	18,214,578.29	7,111,093.87
Staff Receivables	6	30,685,625.00	34,170,500.00
Investment in Term Deposits	7	124,416,989.65	47,167,553.63
Investment in Treasury Bills	8	20,030,216.00	16,442,375.00
Interest Receivable		53,850,238.58	8,859,971.22
Cash and Cash Equivalents	9	1,016,699,026.65	645,816,144.11
Total Current Assets		1,263,896,674.17	759,567,637.83
TOTAL ASSETS		1,646,743,823.88	1,158,038,242.31
LIABILITIES			
Non-Current Liabilities			
Government Grants	10	178,634,291.85	199,801,150.37
Retirement Benefits Obligation	11	59,363,085.50	58,167,667.00
Total Non-Current Liabilities		237,997,377.35	257,968,817.37
Current Liabilities			
Payables	12	9,340,883.40	2,092,191.14
Refundable Tender Deposits		144,327,804.00	51,861,404.00
Provision & Accrued Expenses	13	415,286,716.86	199,240,223.88
Total Current Liabilities		568,955,404.26	253,193,819.02
Accumulated Surpluses / (Deficits)		839,791,042.27	646,875,605.92
TOTAL LIABILITIES		1,646,743,823.88	1,158,038,242.31


It is certified that the Financial Statements of National Transport Commission have been prepared and presented in compliance with Sri Lanka Public Sector Accounting Standards (SLPSAS).


 Kamal Dissanayake
 Director - Finance & Procurement
 National Transport Commission

The Accounting policies on pages 05 to 08 and Notes on pages 09 to 16 form an integral part of these Financial Statements. The Board of Directors is responsible for the preparation and presentation of these Financial Statements. These Financial Statements were approved by the Board of Directors and signed on their behalf.


 Chairman


 Shashi Weigama
 Chairman
 National Transport Commission
 Date: 26/02/2024
 Figures in brackets indicate deductions.


 Member of the Commission
 National Transport Commission
 No. 241, Park Road,
 Colombo - 5

Notes to the Financial Statements on Pages 5 to 16 form an integral part of these Financial Statements.

NATIONAL TRANSPORT COMMISSION

(Expressed in Sri Lankan Rupees)

STATEMENT OF FINANCIAL PERFORMANCE FOR THE YEAR ENDED 31 DECEMBER		2023	2022
Note			
Revenue			
Revenue	14	691,316,567.51	387,609,647.40
Other Income	15	148,232,806.28	83,357,917.98
Total		839,549,373.79	470,967,565.38
Expenses			
Operational Expenses			
Personnel Emoluments	16.1	158,527,651.58	166,986,938.21
Transportation	16.2	27,682,513.52	19,682,034.37
Travelling & Subsistence	16.3	6,119,187.04	3,143,060.00
Establishment Expenses	16.4	59,880,228.52	41,535,932.53
Repairs & Maintenance of Fixed Assets	16.5	3,691,607.75	3,654,588.82
Staff Welfare	16.6	15,183,604.80	11,515,135.67
Staff Development	16.7	583,472.00	397,141.53
Legal & Other Fees	16.8	2,031,539.00	2,504,645.00
Information	16.9	4,182,378.46	957,866.90
Depreciation	16.10	24,553,597.91	20,638,338.19
Financial Charges	16.11	117,092.94	98,087.30
Other Expenses	16.12	1,395,591.76	775,975.50
Total Operational Expenses		303,948,465.28	271,889,744.02
Operational Surplus/(Deficit) for the Year		535,600,908.51	199,077,821.36
Non Operating Revenue	17	27,670.00	4,664,658.92
Net Operational Surplus/(Deficit) for the Year		535,628,578.51	203,742,480.28
Government Grants For Projects	18	1,580,000,000.00	725,000,000.00
Special Project Expenses on Government Grants	19.1	1,580,000,000.00	725,000,000.00
Special Project Expenses on NTC Funds	19.2	42,713,142.16	22,481,846.98
Net Surplus/(Deficit) for the Year		492,915,436.35	181,260,633.30

Figures in brackets indicate deductions.

Notes to the Financial Statements on Pages 5 to 16 form an integral part of these Financial Statements.

STATEMENT OF CHANGES IN NET ASSETS / EQUITY FOR THE YEAR ENDED 31 DECEMBER 2023

	Accumulated Surpluses/ (Deficits)
Balance as at 01 January 2022	465,614,972.62
Surplus / Deficits for the Year	181,260,633.30
Balance as at 31 December 2022	<u>646,875,605.92</u>
Funds Return to Treasury	300,000,000.00
Surplus / Deficits for the Year	492,915,436.35
Balance as at 31 December 2023	<u><u>839,791,042.27</u></u>

NATIONAL TRANSPORT COMMISSION
(Expressed in Sri Lankan Rupees)

CASH FLOW STATEMENT FOR THE YEAR ENDED 31 DECEMBER	Note	2023	2022
Cash Flows from Operating Activities			
Surplus/(Deficit) for the Year		492,915,436.35	181,260,633.30
Non Cash Movements			
Depreciation		24,553,597.91	20,638,338.19
Disposal of Assets		(27,670.00)	(4,664,658.92)
Amortization of Government Grants		(21,166,858.52)	(21,537,696.78)
Gratuity Charge for the Year		5,383,828.50	5,163,951.00
Interest Income		(127,065,947.76)	(61,820,221.20)
Operating Surplus/(Deficit) Before Changes in Working Capital		374,592,386.48	119,040,345.59
Changes in Working Capital			
Receivables, Deposits and Advances		(11,103,484.42)	4,927,262.18
Staff Receivables		3,484,875.00	(6,363,985.00)
Interest Receivable		(44,990,267.36)	(7,258,087.90)
Payables		7,248,692.26	520,123.44
Refundable Tender Deposits		92,466,400.00	(3,747,500.00)
Provision & Accrued Expenses		216,046,492.98	107,470,641.77
Cash Generated from / (used in) Operations		637,745,094.94	214,588,800.08
Gratuity Paid		(4,188,410.00)	(2,901,822.50)
Cash Received from Disposal of Assets		27,670.00	4,699,752.00
Net Cash Flow from / (used in) Operating Activities		633,584,354.94	216,386,729.58
Cash Flows from Investing Activities			
Acquisition of Property, Plant and Equipment		(40,362,297.24)	(911,971.20)
Acquisition of Work in Progress		31,582,154.10	(1,080,000.00)
Acquisition of Library Books		(150,000.00)	(95,000.00)
Net Investment in Term Deposits Treasury Bills		(80,837,277.02)	(3,122,240.23)
Interest Received		127,065,947.76	61,820,221.20
Net Cash Flow from / (used in) Investing Activities		37,298,527.60	56,611,009.77
Cash Flows from Financing Activities			
Funds Transfer to the Treasury		(300,000,000.00)	(10,000,000.00)
Net Cash Flow from / (used in) Financing Activities		(300,000,000.00)	(10,000,000.00)
Net Changes in Cash and Cash Equivalents During the Year		370,882,882.54	262,997,739.35
Cash and Cash Equivalents at Beginning of the Year		645,816,144.11	382,818,404.76
Cash and Cash Equivalents at End of the Year	Note 9	1,016,699,026.65	645,816,144.11

Figures in brackets indicate deductions.

1 CORPORATE INFORMATION

1.1 REPORTING ENTITY

National Transport Commission was established under the National Transport Commission Act No. 37 of 1991. The office and the principal place of business of the commission is situated at No.241 Park Road, Colombo 05.

The financial statements of the commission for the year ended 31 December 2023 comprise the financial information of the commission.

1.2 Principal Activities and Nature of Operations

The functions of the Commission shall be advice to the Government on the National Policy relating to passenger transport services by omnibuses and grant passenger services permits for omnibus services in the specified area.

1.3 The commission had 173 employees as permanent carder and 1 employee on contract basis at the end of the financial year.

1.4 Reporting Date

The commission's financial reporting period ends on 31st December.

1.5 Date of Authorization for Issue

The Financial Statements were authorized for issue by the members of the commission on 26/02/2024.

2 SUMMARY OF SIGNIFICANT ACCOUNTING POLICIES

2.1 Basis of Preparation

The financial statements of National Transport Commission have been prepared in accordance with Sri Lanka Public Sector Accounting Standards (SLPSASs) and Government Grants have been recognized and measured in compliance with Generally Accepted Accounting Principles – LKAS 20 – Accounting for Government Grants and Disclosure of Government Assistance. The financial statements have been prepared under the historical cost convention. The preparation of financial statements in conformity with Sri Lanka Public Sector Accounting Standards (SLPSASs) requires the use of certain critical accounting estimates. It also requires management to exercise its judgment in the process of applying the accounting policies. The areas involving a higher degree of judgments or complexity, or areas where assumptions and estimates are significant to the financial statements are disclosed in note 3.

2.2 Changes in Accounting Policies

The changes in accounting policies set out below have been applied consistently to the periods presented in the financial statements unless otherwise indicated.

The presentation and classification of the financial statements of the previous year have been amended, where relevant, for better presentation and to be comparable with those of the current year.

2.3 Foreign Currency Translation

2.3.1 Functional and Presentation Currency

Transactions and balances included in the financial statements are measured using the currency of the primary economic environment in which the entity operates. The financial statements are presented in Sri Lanka Rupees (LKR), which is the commission's presentation currency.

2.3.2 Transactions and Balances

Foreign currency transactions are translated into the functional currency using the exchange rates prevailing at the dates of the transactions.

2.4 Property, Plant and Equipment

Property, plant and equipment are initially recognized at cost including any costs directly attributable to bringing the assets to the location and condition necessary for it to be capable of operating in the manner intended by the management.

Notes to the Financial Statements Continued

Property, plant and equipment are stated at historical cost less accumulated depreciation and any accumulated impairment losses.

Subsequent costs are included in the asset's carrying amount or recognized as an asset, only when it is probable that future economic benefits associated with the item will flow to the commission and the cost of the item can be measured reliably. All other repairs and maintenance are charged to the statement of comprehensive income during the financial period in which they are incurred.

Land is not depreciated, depreciation on other assets is calculated using the straight-line method to allocate their cost over their estimated useful lives, as follows:

Assets Category	Years
Motor Vehicle	05 Years
Furniture & Fittings	10 Years
Office Equipment	05 Years
Miscellaneous Equipment	05 Years
Computer & Printers	04 Years
Machinery	05 Years
Building	20 Years
Digital Display Boards (LED)	03 Years
Process Automation System	04 Years

An asset's carrying amount is been written down immediately to its recoverable amount if the asset's carrying amount is greater than its estimated recoverable amount.

Depreciation has not been provided on Library Books

2.5 Investments in Term Deposits and Treasury Bills

Investments in term deposits and treasury bills are stated at maturity value.

2.6 Receivables

Receivables are amounts due for services rendered. Collection is expected in the normal operating cycle (within one year or less) and the receivables are classified as current assets. Receivables are recognized and measured at transacted value.

2.7 Cash and cash equivalents

In the statement of cash flows, cash and cash equivalents include cash in hand, term deposits held at call with banks, other short-term highly liquid investments with original maturities of three months or less.

2.8 Payables

Payables are obligations to pay for goods or services that have been acquired from suppliers and service providers. Payables are classified as current liabilities if payment is due in the normal operating cycle of the business (within one year or less). If not, they are classified as non-current liabilities.

Payables are recognized initially at transaction price and subsequently measured at the transaction price as they are expected to pay in the normal operating cycle of the business.

2.9 Government Grants

Grants from the government including non-monetary grants are recognized at their fair value where there is a reasonable assurance that the grant will be received and the commission will comply with all attached conditions.

Government grants relating to property, plant and equipment are included in non-current liabilities as deferred government grants and are recognized in the statement of financial performance on a straight-line basis over the expected lives of the related assets.

Non-monetary grants are measured at carrying value of the non-monetary asset and account for both grant and asset at the carrying value.

Notes to the Financial Statements Continued

- 2.10 Borrowing Costs**
Borrowing costs are recognized in the statement of financial performance in the period in which they are incurred.
- 2.11 Employee benefits**
The commission has both defined benefit and defined contribution plans.
- (a) Defined Contribution plan**
A defined contribution plan is a post employment benefit plan under which the commission pays fixed contributions into a separate entity. The commission has no legal or constructive obligations to pay further contributions. The contributions are recognized as employee benefit expense when they are due.
- The commission contributes 15% on gross emoluments of employee to Employee Provident Fund (EPF) and 3% on gross emoluments of employee to Employee Trust Fund (ETF).
- (b) Defined benefit plan**
Provision has been made for retiring gratuity from the first year of service of the employee at half (1/2) month's salary for each year of service. However, according to the payment of Gratuity Act No 12 of 1983, the liability for gratuity to an employee arises only on completion of five years continued service.
- (c) Short-term employee benefit**
Short-term employee benefit obligations are measured on an undiscounted amount expected to be paid for related services provided by the employees.
- 2.12 Provisions and Contingent Liabilities**
Provisions for operational expenses are recognized when the commission has a present legal or constructive obligation as a result of a past event, it is probable that an outflow of economic resources will be required from the commission and amounts can be estimated reliably.
- Provisions are measured at the estimated expenditure required to settle the present obligation, based on the most reliable evidence available at the reporting date, including the risks and uncertainties associated with the present obligation.
- All contingent liabilities are disclosed as a note to the financial statements unless the possibility of an outflow of resources is remote.
- 2.13 Revenue recognition**
Revenue is measured at the fair value of the consideration received or receivable in the commission's activities. The commission recognizes revenue when the amount of revenue can be reliably measured and when it is probable that future economic benefits will flow to the commission.
- The commission applies the revenue recognition criteria set out below to each identifiable major types of revenue.
- (a) Permit Revenue**
Revenue arises from route permits is recognized when it is probable that future economic benefits will flow to the commission.
- (b) Gain and Losses on Disposal of Property, Plant and Equipment**
Gains and losses on disposals are determined by comparing the proceeds with the carrying amount and are recognized in the statement of financial performance.
- 2.14 Expenses**
Expenditures incurred in the running of the operation are to income in arriving at the profit for the reporting period.

Notes to the Financial Statements Continued

2.15 Events Occurring after the Reporting Period

All material events after the reporting period have been considered and where appropriate adjustments or disclosures have been made in the respective notes to the financial statements.

2.16 Commitments

All material commitments at the reporting period end have been identified and disclosed in the notes to the financial statements.

3. Significant Accounting Estimates and judgments

When preparing the financial statements, management undertakes a number of judgments, estimates and assumptions about the recognition and measurement of assets, liabilities, income and expenses.

Information about estimates and assumptions that have the most significant effect on recognition and measurement of assets, liabilities, income and expenses is provided below:

(a) Useful life time of depreciable assets

Management reviews its estimate of the useful life time of depreciable assets at each reporting date, based on the expected economic utility of the assets. Uncertainties in these estimates relate to technical obsolescence that may change the utility of certain software and IT equipment.

Notes to the Financial Statements Continued

NOTES TO THE FINANCIAL STATEMENTS FOR THE YEAR ENDED 31 DECEMBER 2023

4 Property, Plant and Equipment

Freehold Assets - Cost

No	Asset Class	Cost			Rate of Depreciation	Depreciation			Net Carrying Values 2023	Net Carrying Values 2022
		Balance as at 01 January 2023	Disposal	Additions during the Year		Balance as at 31 December 2023	Disposal	Charge for the Year		
1	Land	245,000,000.00	-	-	-	-	-	-	245,000,000.00	245,000,000.00
2	Building	195,683,739.57	-	-	5%	97,437,392.65	8,969,967.98	106,407,360.63	89,276,378.94	98,246,346.92
3	Motor Vehicles	70,864,870.00	-	825,000.00	20%	71,689,870.00	1,217,941.16	67,227,320.46	4,462,549.54	4,855,490.70
4	Furniture & Fittings	35,065,652.88	57,285.20	300,063.75	10%	35,308,431.43	57,285.20	30,661,681.99	4,646,749.44	5,837,200.77
5	Office Equipment	24,339,458.83	399,070.00	363,361.25	20%	24,303,750.08	399,070.00	23,494,144.19	809,605.89	2,837,033.01
6	Miscellaneous Equipment	9,218,944.55	37,941.93	215,683.60	20%	9,396,686.22	37,941.93	8,351,701.77	1,044,984.45	1,707,033.05
7	Computers & Printers	66,152,423.43	-	2,234,080.00	25%	68,386,503.43	-	62,282,115.37	6,104,388.06	7,040,282.12
8	Machinery	1,775,637.00	-	-	20%	1,775,637.00	-	1,775,637.00	-	-
9	Digital Display Boards	62,415,360.00	-	-	33.33%	62,415,360.00	-	62,415,360.00	-	-
10	Process Automation System	-	-	36,424,108.64	25%	36,424,108.64	-	6,436,589.06	29,987,519.58	-
Total		710,516,086.26	494,297.13	40,362,297.24		750,384,086.37	494,297.13	369,051,910.48	381,332,175.90	365,523,476.57

Figures in brackets indicate deductions.

NOTES TO THE FINANCIAL STATEMENTS FOR THE YEAR ENDED 31 DECEMBER		2023	2022
5 Receivables, Deposits and Advances			
Receivables	Note 5.1	16,790,482.33	4,713,820.53
Deposits and Advances	Note 5.2	1,424,095.96	2,397,273.34
		18,214,578.29	7,111,093.87
5.1 Receivables			
Income Receivable		16,623,116.13	4,538,528.29
Other Receivable		167,366.20	175,292.24
		16,790,482.33	4,713,820.53
5.2 Deposits and Advances			
Deposits		686,500.00	686,500.00
Advance for Projects		27,000.00	55,000.00
Advance - NTC		125,000.00	101,547.50
Payment in Advance		585,595.96	1,554,225.84
		1,424,095.96	2,397,273.34
6 Staff Receivables			
Distress Loans		27,706,675.00	28,645,050.00
Advances for Cloths		2,597,200.00	4,711,200.00
Festival Advances		381,750.00	814,250.00
		30,685,625.00	34,170,500.00
7 Investment in Term Deposits			
Term Deposits		124,416,989.65	47,167,553.63
		124,416,989.65	47,167,553.63
The investments in term deposits amounts to Rs. 47,194,738.64 (2022-46,247,553.63) are maintained separately for the gratuity commitments.			
8 Investment in Treasury Bills			
Treasury Bills		20,030,216.00	16,442,375.00
		20,030,216.00	16,442,375.00
The investments in term deposits amounts to Rs.20,030,216.00 (2022-16,442,375.00) are maintained separately for the gratuity commitments.			
9 Cash and Cash Equivalents			
Cash in Hand	Note 9.1	554,450.00	541,744.50
Cash at Bank	Note 9.2	291,753.00	2,817,699.41
Short Tem Deposits	Note 9.3	1,015,852,823.65	642,456,700.20
Cash and Cash Equivalents for the Purpose of Cash Flow Statement		1,016,699,026.65	645,816,144.11
9.1 Cash in Hand			
Cash in Hand - Cash		479,450.00	466,744.50
Petty Cash Imprest		75,000.00	75,000.00
		554,450.00	541,744.50

Figures in brackets indicates deductions.

Notes to the Financial Statements Continued

NOTES TO THE FINANCIAL STATEMENTS FOR THE YEAR ENDED 31 DECEMBER

2023

2022

9.2 Cash at Bank

People's Bank - Narahenpita	278,282.62	2,766,229.03
People's Bank - Narahenpita (Seat Reservation)	13,470.38	51,470.38
	291,753.00	2,817,699.41

9.3 Short Term Deposits

Investment in Short Term & Call Deposits	929,361,344.02	641,978,981.19
Investment in REPO	86,000,000.00	-
Savings Account - National Saving Bank	491,479.63	477,719.01
	1,015,852,823.65	642,456,700.20

The saving deposits amounts to Rs.491,479.63 (2022-477,719.01) are maintained separately for the gratuity commitments.

10 Government Grants

Balance at 01 January	199,801,150.37	221,338,847.15
Grants Received During the Year	-	-
Amortization of Government Grants	(21,166,858.52)	(21,537,696.78)
Balance at 31 December	178,634,291.85	199,801,150.37

11 Retirement Benefits Obligation

Balance at 01 January	58,167,667.00	55,905,538.50
Expenses recognized for the year	5,383,828.50	5,163,951.00
Payments made During the year	(4,188,410.00)	(2,901,822.50)
Balance at 31 December	59,363,085.50	58,167,667.00

12 Payables

Hire Purchases	47,071.79	47,071.79
Union Contribution	8,200.00	8,200.00
Stamp Fees	12,650.50	13,725.00
Payee Tax	-	58,800.00
Sundry Creditors	3,896,736.02	161,000.00
Other Payables	1,922,376.91	581,460.19
EPF Payable	-	67,127.50
ETF payable	-	8,055.30
Payable for Bus Owners for Ticket Booking	103,711.36	103,711.36
Refundable GPS Unit Payment	2,588,346.82	281,250.00
BIA Gateway Project	761,790.00	761,790.00
	9,340,883.40	2,092,191.14

13 Provision & Accrued Expenses

Accrued Expenses - Projects	Note 13.1	390,861,706.36	175,706,820.33
Accrued Expenses - Recurrent	Note 13.2	23,497,384.50	22,608,377.55
Provision For Audit Fees		927,626.00	925,026.00
		415,286,716.86	199,240,223.88

Figures in brackets indicates deductions.

Notes to the Financial Statements Continued

NOTES TO THE FINANCIAL STATEMENTS FOR THE YEAR ENDED 31 DECEMBER

2023

2022

13.1 Accrued Expenses - Projects**Recurrent**

Contribution of Socially Obligatory Transport Services	387,696,860.70	174,391,106.70
Reform of the Private Bus Industry	1,637,375.00	193,028.00
Quality & Fare Regulation	1,527,470.66	760,551.55
Annual National Transport Statistics	-	37,696.25
	390,861,706.36	175,382,382.50

Capital

Institutional Reforms & Infrastructure Development	-	324,437.83
	-	324,437.83
	390,861,706.36	175,706,820.33

13.2 Accrued Expenses - Recurrent

Bonus	15,000.00	187,500.00
Cleaning Service	866,856.74	1,078,963.72
Communication	401,412.36	210,247.94
Electricity & Power	1,086,951.24	713,067.74
Employee Welfare	8,285,313.40	6,725,989.01
Employee Medical Scheme	-	7,500.00
Fuel & Lubricants	662,029.96	538,851.30
Holiday Pay - Executive	-	45,351.00
Legal Fee	5,500.00	325,700.00
Local Travelling	149,300.00	144,150.00
Maintenance of Computers Equipment	12,609.00	
Maintenance of Office Equipment	16,388.00	244,201.35
Membership Fee for Professional Bodies	22,500.00	7,500.00
Meals & Refreshment for Meetings	-	16,277.50
Miscellaneous Expenses	27,000.00	27,000.00
Newspapers & Periodicals	198,396.70	25,770.00
Office requisites	7,271.47	293,055.30
Over Time & Holiday Pay - Non Executive	67,691.00	1,214,288.00
Press Notification	298,908.00	
R & M of Motor Vehicle	1,489,960.75	1,057,950.00
Salaries & Wages	22,911.25	346,529.99
Security Service	2,833,780.87	2,545,948.15
Staff Training	43,740.74	44,336.74
Transport & Hiring Charges	159,855.00	151,800.00
Water	111,635.38	83,834.49
Stamp for Receipts	17,175.00	12,800.00
Encashment of Un-Utilized Medical Leave	6,695,197.64	6,559,765.32
	23,497,384.50	22,608,377.55

Figures in brackets indicates deductions.

Notes to the Financial Statements Continued

NOTES TO THE FINANCIAL STATEMENTS FOR THE YEAR ENDED 31 DECEMBER	2023	2022
14 Revenue		
14.1 Permit Revenue		
Route Permit Income	456,883.00	127,574.00
Permit Renewal Income	109,771,324.00	26,554,715.00
Route Tendering Income	443,163,433.94	194,316,814.62
	553,391,640.94	220,999,103.62
14.2 Other Revenue		
Administrative Revenue	76,755,772.00	60,938,199.00
Bastian Mw. Lavatory Income	21,222,000.00	13,478,320.65
Miscellaneous	39,947,154.57	92,194,024.13
	137,924,926.57	166,610,543.78
Total Revenue	691,316,567.51	387,609,647.40
15 Other Income		
15.1 Interest Income		
Interest on Deposits	125,889,823.28	60,652,351.20
Interest on Distress Loan	1,176,124.48	1,167,870.00
	127,065,947.76	61,820,221.20
15.2 Others		
Amortization of Government Grants	21,166,858.52	21,537,696.78
	21,166,858.52	21,537,696.78
	148,232,806.28	83,357,917.98
16 Operational Expenses		
16.1 Personnel Emoluments		
Salaries & Wages	91,939,448.37	101,413,997.00
Cost of Living Allowance	15,826,840.00	16,936,734.06
Professional Allowance	1,139,757.00	749,612.90
Language Allowance	315,902.00	331,740.00
Employees Provident Fund	14,894,957.84	16,187,532.43
Employees Trust Fund	2,978,916.23	3,237,506.49
Holiday Pay - Executive	1,126,716.00	753,390.00
Over Time & Holiday Pay - Non Executive	14,059,983.00	11,402,755.00
Encashment of Un-Utilized Medical Leave	6,850,469.64	6,492,219.33
Gratuity	5,383,828.50	5,163,951.00
Bonus	4,010,833.00	4,317,500.00
	158,527,651.58	166,986,938.21
16.2 Transportation		
Repair & Maintenance of Motor Vehicles	10,546,284.94	5,940,025.59
Fuel & Lubricants	11,115,489.32	9,383,548.56
Transport & Hiring Charges	5,020,456.31	3,081,345.38
License & Insurance	1,000,282.95	1,277,114.84
	27,682,513.52	19,682,034.37
16.3 Travelling & Subsistence		
Foreign Travelling	157,137.32	
Local Travelling	5,962,049.72	3,143,060.00
	6,119,187.04	3,143,060.00

Figures in brackets indicates deductions.

Notes to the Financial Statements Continued

NOTES TO THE FINANCIAL STATEMENTS FOR THE YEAR ENDED 31 DECEMBER	2023	2022
16.4 Establishment Expenses		
Office Requisites (Stationary & Printing)	6,353,735.35	5,838,154.18
Cleaning Service	12,622,234.90	9,252,568.45
Rates	374,220.00	374,220.00
Security Services	17,351,145.76	12,802,424.29
Electricity & Power	14,680,972.86	7,134,811.49
Water	1,312,342.04	737,219.67
Board Members' Fees	1,186,600.00	1,109,000.00
Meals & Refreshment for Meetings	935,799.15	312,523.15
Insurance-Cash in Transit	46,804.77	35,753.11
Communication	5,016,373.69	3,939,258.19
	59,880,228.52	41,535,932.53
16.5 Repairs & Maintenance of Fixed Assets		
Maintenance of Buildings	367,473.94	373,452.64
Maintenance of Office Equipment	3,292,236.81	3,240,379.86
Maintenance of Computer Equipment	31,897.00	40,756.32
	3,691,607.75	3,654,588.82
16.6 Staff Welfare		
Employee Medical Scheme	-	155,000.00
Employee Welfare	13,996,032.00	11,076,960.67
Uniform	1,187,552.80	283,175.00
	15,183,604.80	11,515,135.67
16.7 Staff Development		
Staff Training	412,400.00	205,500.00
Membership Fee for Professional Bodies	171,072.00	191,641.53
	583,472.00	397,141.53
16.8 Legal & Other Fees		
Audit Fees	714,000.00	575,000.00
Legal Fees	1,317,539.00	1,929,645.00
	2,031,539.00	2,504,645.00
16.9 Information		
Press Notification	3,766,531.76	852,816.90
Newspapers and Periodicals	415,846.70	105,050.00
	4,182,378.46	957,866.90
16.10 Depreciation		
Building	8,969,967.98	8,969,967.98
Motor Vehicles	1,217,941.16	1,213,872.67
Furniture & Fittings	1,490,605.08	1,909,571.29
Office Equipment	2,390,788.37	2,819,494.00
Miscellaneous Equipment	877,732.20	919,592.02
Computers & Printers	3,169,974.06	4,805,840.23
Process Automation System	6,436,589.06	
	24,553,597.91	20,638,338.19
16.11 Financial Charges		
Bank Charges	117,092.94	98,087.30
	117,092.94	98,087.30

Figures in brackets indicates deductions.

Notes to the Financial Statements Continued

NOTES TO THE FINANCIAL STATEMENTS FOR THE YEAR ENDED 31 DECEMBER

2023

2022

16.12 Other Expenses		
Miscellaneous expenses	1,329,441.76	727,575.50
Stamps for Receipts	66,150.00	42,400.00
Corporate Social Responsibility		6,000.00
	1,395,591.76	775,975.50
17 Non Operating Revenue		
Disposal of Assets	27,670.00	4,664,658.92
	27,670.00	4,664,658.92
18 Government Grants For Projects		
Government Grants For Projects - Recurrent	1,580,000,000.00	725,000,000.00
	1,580,000,000.00	725,000,000.00
19.1 Special Project Expenses on Government Grants		
Recurrent Project Expenses		
Contribution of Socially Obligatory Transport Services	1,580,000,000.00	725,000,000.00
	1,580,000,000.00	725,000,000.00
19.2 Special Project Expenses on NTC Funds		
Recurrent Project Expenses		
Reform of the Private Bus Industry	19,645,239.75	5,189,845.07
Quality & Fare Regulation	18,192,534.39	15,959,782.33
Annual National Transport Statistics	80,787.00	85,231.75
Transport Related Awareness Programmes for Stakeholders	821,460.88	629,040.00
Urban Transport Planning		2,100.00
	38,740,022.02	21,865,999.15
Capital Project Expenses		
Reform of the Private Bus Industry & Terminal Development		0.00
Improving Quality of the Bus Service	220,248.00	11,920.00
Institutional Reforms & Infrastructure Development	3,752,872.14	603,927.83
	3,973,120.14	615,847.83
	42,713,142.16	22,481,846.98

Figures in brackets indicates deductions.

NOTES TO THE FINANCIAL STATEMENTS FOR THE YEAR ENDED 31 DECEMBER 2023

Financial assistance to passenger service permit holders

In terms of Section 9 (h) of the National Transport Commission Act No. 37 of 1991 the Commission has the powers "to provide engineering, technical, legal, medical and financial assistance and advice to holders of passenger service permits to enable the proper discharge by them, of their functions relating to the provision of omnibus service".

Based on these provisions, with the guidance of His Excellency the President and on the instructions of Hon. Minister of Transport and the Secretary to the Minister of Transport, the National Transport Commission has facilitated a loan of Rs.300,000 /- from People's Bank and Bank of Ceylon to private bus operators to rehabilitate the transport sector which was effected by the Covid 19 pandemic.

In accordance with the provisions which is more or fully stated under Loan Recovering Process of the Memorandum of Understanding executed with the said Banks, in the event of nonpayment of the Loan installments by the bus operator, NTC shall make arrangements to issue the respective passenger service permit which is kept as a security for obtaining the Loan, to a third party and remit the income to settle the defaulted loan in full. In these circumstances Non-payment of loan amount by bus operators won't become a liability of NTC.

There were 565 applications to Bank of Ceylon and 24 applications to Peoples' Bank respectively. However National Transport Commission was not informed of the number of approved loans/ applications by the banks to date.

NOTES TO THE FINANCIAL STATEMENTS FOR THE YEAR ENDED 31 DECEMBER 2022

Adjustments made as per SLPSAS – 3 Accounting Policies, Changes in Accounting Estimates and Errors are as follows.

01) Rs. 30,000.00 was recognized as Refundable Tender Deposit by crediting Refundable Tender Deposit account and debiting Miscellaneous Income 2022 & Rs 38,000.00 was recognized as re payment of Penalty Charges for Delayed Renewals income by debiting Penalty Charges for Delayed Renewals and crediting Refundable Tender Deposit account 2022, resulted in decreasing the total non current liabilities and the surplus by the same values.

02) Rs. 1,080,000.00 was recognized as Work in Progress by debiting Work In Progress account and crediting the Internal IT Systems 2022, resulted in increasing total non current assets and the surplus by the same value.

03) Rs.1,213,872.67 was recognized as an under provision for depreciation by debiting depreciation and crediting Provision for Depreciation - Motor vehicles 2022, resulted in decreasing total non current assets and the surplus by the same value.

04) Rs. 2,563,907.22 was recognized as over provision for Interest Receivable by debiting Interest on Deposits account and crediting Interest Receivable 2022, resulted in decreasing total current assets and the surplus by the same values.

05) Rs.40,683.82 was recognized as an overestimated receivable amount of Water bills by debiting Water -Vavuniya account and crediting Other Receivable 2022, resulted in decreasing total current assets and the surplus by the same value.

06) Rs.4,116,134.01 was identified as written off income by debiting Bastian Mawatha Lavatory Income account and crediting Income Receivable 2022, resulted in decreasing total current assets and the surplus by the same value.

Due to the above adjustments made for Financial Statements year 2022, the Net Surplus for the year 2022 has been decreased from Rs.188,183,231.02 to Rs. 181,260,633.30.

The adjustments resulted in decreasing the Accumulated Surplus From Rs.653,798,203.64 to Rs. 646,875,605.92

Figures in brackets indicates deductions.

Notes to the Financial Statements

Auditor General's Report

The Chairman
National Transport Commission

Report of the Auditor General on the Financial Statements and Other Legal and Regulatory Requirements of the National Transport Commission for the year ended 31 December 2023 in terms of Section 12 of the National Audit Act, No. 19 of 2018.

1 . Financial Statements

1.1 Qualified Opinion

The audit of the financial statements of the National Transport Commission for the year ended 31 December 2023 comprising the statement of financial position as at 31 December 2023 and the statement of financial performance, statement of changes in equity and the cash flow statement for the year then ended, and the notes in relation with the financial statements, including a summary of significant accounting policies was carried out under my direction in pursuance of provisions in Article 154 (1) of the Constitution of the Democratic Socialist Republic of Sri Lanka read in conjunction with provisions of the National Audit Act No. 19 of 2018 and Finance Act No. 38 of 1971 . My report to Parliament in pursuance of provisions in Article 154 (6) of the Constitution will be tabled in due course.

In my opinion, except for the effects of the matters described in the basis for Qualified Opinion section of my report, the accompanying financial statements give a true and fair view of the financial position of the Commission as at 31 December 2023 and of its financial performance and its cash flows for the year then ended in accordance with Sri Lanka Public Sector Accounting Standards .

1.2 Basis for Qualified Opinion

- (a) Even though the current and non-current assets should be separately shown separately in the face of the statement of financial position, in compliance with the paragraphs 76 - 87 in the Standard of Presentation of Financial Statements of Public Sector Accounting Standard No. 01, the receivable distress loan of Rs.30,685,625 of the Commission had been indicated only under current assets instead of showing such loan balance as non-current assets on due date of receipt.
- (b) Action had not been taken in accordance with Sri Lanka Public Sector Accounting Standard No. 07 in relation to Rs. 172,124,805 worth of totally depreciated assets .
- (c) The renewal income for 272 road permits related to passenger service permits, the income for 27 tender permits and the amount of penalty thereon amounted to Rs.45,889,440 which had not been recovered even at the end of the year under review and action had also not been taken to disclose in the accounts.
- (d) Register of tender deposits payable had not been maintained by the Commission and although the amount of Rs.144,327,804 had been shown as tender deposits to be refunded under current liabilities in the statement of Financial Position, the value of tender deposits was stated as Rs.49,600,000 in the submitted schedule. Accordingly, a difference of Rs.94,727,804 had been observed with the financial statements, the reasons for which had not been explained.

I conducted my audit in accordance with Sri Lanka Auditing Standards (SLAuSs) My responsibilities, under those standards are further described in the Auditor's Responsibilities for the Audit of the Financial Statements section of my report. I believe that the audit evidence I have obtained is sufficient and appropriate to provide a basis for my qualified opinion

1.3 Other Information Included in the Annual Report 2023 of the Commission

The other information comprises the information included in the Annual Report 2023 of the Commission , expected to be provided to me after the date of this audit report, but does not include the financial statements and my auditor's report thereon. The Management is responsible for these other information.

My opinion on the financial statements does not cover the other information and I do not express any form of assurance conclusion thereon.

In connection with my audit of the financial statements, my responsibility is to review the other information identified above and, in doing so, consider whether the other information is materially inconsistent with the financial statements or my knowledge obtained in the audit or otherwise appears to be materially misstated.

If, while reading the Annual Report 2023 of the Commission, I conclude that there are material misstatements, the same should be communicated to the governing parties for correction. If there are any further uncorrected misstatements, they will be included in the report tabled in Parliament in due course in accordance with Article 154 (6) of the Constitution.

1.4 Responsibilities of Management and Those Charged with Governance for the Financial Statements

Management is responsible for the preparation of financial statements that give a true and fair view in accordance with Sri Lanka Public Sector Accounting Standards, and for such internal control as Management determine is necessary to enable the preparation of financial statements that are free from material misstatement, whether due to fraud or error.

In preparing the financial statements, Management is responsible for assessing the Commission's ability to continue as a going concern and it is also the responsibility of Management to keep accounts on a going concern basis and to disclose matters related to the going concern of the Commission except for the Management intends to liquidate the Commission or cease operations in the absence of any other alternative.

Those charged with governance are responsible for overseeing the Commission's financial reporting process.

As per Section 16 (1) of the National Audit Act No. 19 of 2018, it is required to maintain proper books and records of all its income, expenditure, assets and liabilities, to enable annual and periodic financial statements to be prepared of the Commission.

1.5 Auditor's Responsibilities for the Audit of the Financial Statements

My objective is to obtain reasonable assurance about whether the financial statements as a whole are free from material misstatement, whether due to fraud or error, and to issue an auditor's report that includes my opinion. Reasonable assurance is a high level of assurance, but is not a guarantee that an audit conducted in accordance with Sri Lanka Auditing Standards will always detect a material misstatement when it exists. Misstatements can arise from fraud or error and are considered material if, individually or in the aggregate, they could reasonably be expected to influence the economic decisions of users taken on the basis of these financial statements.

As part of an audit in accordance with Sri Lanka Auditing Standards, I exercise professional judgment and maintain professional scepticism throughout the audit. I also:

- Identifying and assessing the risks of material misstatement of the financial statements, whether due to fraud or error, design and perform audit procedures responsive to those risks, and obtain audit evidence that is sufficient and appropriate to provide a basis for my opinion. The risk of not detecting a material misstatement resulting from fraud is higher than for one resulting from error, as fraud may involve collusion, forgery, intentional omissions, misrepresentations, or the override of internal control.
- Though an understanding of internal control relevant to the audit in order to design audit procedures that are appropriate in the circumstances was obtained, it was not for the purpose of expressing an opinion on the effectiveness of the internal control.
- Evaluated the appropriateness of accounting policies used and the reasonableness of accounting estimates and related disclosures made by the Management.

- Concluded on the appropriateness of the Management’s use of the going concern basis of accounting and based on the audit evidence obtained, whether a material uncertainty exists related to events or conditions that may cast significant doubt on the Commission’s ability to continue as a going concern. If I conclude that a material uncertainty exists, I am required to draw attention in my auditor’s report to the related disclosures in the financial statements or, if such disclosures are inadequate, to modify my opinion. However, future events or conditions may cause to cease to continue as a going concern.
- Evaluated the overall presentation, structure and content of the financial statements, including the disclosures, and whether the financial statements represent the underlying transactions and events in a manner that achieves fair presentation.

I communicate with those charged with governance regarding, among other matters, significant audit findings, including any significant deficiencies in internal control that I identify during my audit.

2. Report on Other Legal and Regulatory Requirements

2.1 Special provisions for following requirements are included in the National Audit Act, No. 19 of 2018.

2.1.1 I have obtained all the information and explanation that required for the audit and as far as appears from my examination except for the impact of the matters described in the section on the Basis for the Qualified Opinion in my report and proper accounting records had been kept by the Commission as per the requirement of Section 12 (a) of the National Audit Act, No. 19 of 2018.

2.1.2 The financial statements presented by the Commission is consistent with the preceding year as per the requirement of Section 6 (1) (d) (iii) of the National Audit Act, No. 19 of 2018.

- 2.1.3 The financial statements presented includes all the recommendations made by me in the previous year as per the requirement of Section 6 (i) (d) (iv) of the National Audit Act, No. 19 of 2018, except for the observation in section (a) of the Basis for the Qualified Opinion in my report.
- 2.2 Based on the procedures performed and evidence obtained were limited to matters that are material, nothing has come to my attention to make declaration on following;
- 2.2.1 To state that any member of the governing body of the Commission has any direct or indirect interest in any contract entered into by the Board which are out of the normal cause of business as per the requirement of Section 12 (d) of the National Audit Act, No. 19 of 2018.
- 2.2.2 To state that the Commission has not complied with any applicable written law, general and special directions issued by the governing body of the Commission as per the requirement of Section 12 (f) of the National Audit Act, No. 19 of 2018 except for the observations appear below.

Reference to Laws , Rules Directives	Non compliance
<p>(a) National Transport Commission Act, No. 37 of 1991</p> <p>Section 28</p>	<p>Although the Commission has the authority to issue passenger service permits for buses to transport passengers between two or more provinces, the Road Passenger Transport Authority had also issued 5 permits for inter-provincial routes, but the Commission had not taken any action in this regard.</p>
<p>(b) Procurement Guideline</p> <p>Section 5.4.8</p>	<p>The contract for the renovation of 80 dilapidated poles at Bastian Mawatha Bus Terminal had been awarded to a private company for an amount of Rs. 1,268,000 and a performance security for 5 percent had not been submitted.</p>

2.2.3 To state that it had not performed according to Commission’s powers, functions and duties as per the requirement of Section 12 (g) of the National Audit Act, No. 19 of 2018.

Powers, Functions and Duties	Observation
Granting Passenger Service Permits under the functions of the Commission in Section 9 of the National Transport Commission Act No. 37 of 1991 and as per Section 24 of the Act allocation had been made for the Commission to issue permits.	The Commission had not introduced a proper method of issuing passenger service permits and passenger service permits were given on the tender value of Rs.3,000, Rs.10,000 and Rs.15,000 based on the minimum technical value. Furthermore, until May 2024 National Transport Commission Act had not been amended by the Commission by making necessary provisions for the issuance of passenger service permits.

2.2.4 To state that the resources of the Commission had not been procured and utilized economically, efficiently and effectively within the time frames and in compliance with the applicable laws as per the requirement of Section 12 (h) of the National Audit Act, No. 19 of 2018.

To state according to the Cabinet Decision අමස/23/1597/608/060-1 dated 11 September 2023, even though Rs. 391,441 had been spent by the Commission for Sri Lanka Transport Card Project which had been commenced in the year 2019, since the project had been commenced without a feasibility study, had been stopped due to failure during the year under review.

3. Other Matters

- (a) During the year under review, out of 4,625 complaints received by the Public Complaints Unit of the Commission, 3,476 complaints had been investigated and 1,149 complaints were under further investigation, which was about 25 percent of the total number of complaints.
- (b) Even though the amount receivable for maintenance of Vavunia toilet system from the year 2021 to the year 2023 was Rs. 1,536,150, action had not been taken to recover this amount..

- (c) Even though according to the annual action plan, Rs. 10,340,000 had been allocated for the construction of 300 new inter-provincial long-distance sign posts, only 84 sign posts had been constructed at a cost of Rs.242,000 during the year under review. Accordingly, 216 posts could not be constructed, which was about 72 per cent as percentage. Further, the estimated cost was over calculated by 90 per cent compared to the actual cost of constructing the sign posts.
- (d) Even though according to the annual action plan, Rs. 470,000 had been allocated for the implementation of the Traffic Management System during the year under review, the activities in this regard had not been implemented during the year under review.

W.P.C. Wickramarathne

Auditor General.

Answers to Auditor General Report in terms of Section 12 of the National Audit Act No.19 of 2018, on the Financial Statement of National Transport Commission as ended on 31 December 2023; and other legal and regulatory requirements.

1.2 Basement for Updated Point of View.

(a) The distress loans due to NTC up to now have been indicated under Current Assets. But when preparing Financial Statements for the year 2024 as mentioned in Draft Auditor General's Report, it has made arrangements to indicate distress loans due to NTC as per State Sector Accounting Standard 01, separately as current and non-current assets.

(b) When indicating the value of assets in Financial Statements which were prepared for the year 2023, as per accounting standards, it has indicated there in the net value by reducing cumulative depreciation from costs of assets on asset installments which included in financial statements of National Transport Commission.

Though there was a situation of discarding zero net value assets of National Transport Commission, since with limitations to buy new assets, it has to continue using current assets. Anyhow, as mentioned in the submitted draft report, it has expeditiously made arrangements to review about the usable lifetime of existing zero net value assets of National Transport Commission.

(c) The amounts due from non-operative permits on various issues and of books and documents which have been submitted to office and from passenger permits that have not been updated now is Rs.45,889,440.00. Arrangements have been made to recover that amount in future.

And as per draft report, when preparing financial reports, as in draft report, measures were taken to make relevant disclosures.

(d) The table under tender No.28.39.30.and 31 relevant to amount of Rs.79,400.00 has been submitted to auditing, but dismissed from audit procedure.

Anyhow, steps were taken to prepare and submit the table properly in a way of balancing the non-refundable tender deposit when submitting financial statements for the year 2024.

2. Other legal and regulatory requirements.

2.2.2

(a) Board approval was given to issue passenger permits through National Transport Commission for buses operating on interprovincial routes which were issued by Road Passenger Transport Authorities. Formation activities have commenced for inter-provincial passenger permits that have been issued by North Central and Eastern Provincial Road Passenger Transport Authorities and of which information have been sent to National Transport Commission.

(b) With observation of hazardousness which may cause by 80 iron posts connected to roof of passenger platform of Bastian Mawatha Bus Terminal, bids were called for that. And as per bid document, the contract period is 45 days and 5% performance bond should be

submitted by the bidder and this contract was awarded to H & D Construction and Engineering (Pvt) Ltd, who submitted the minimum bid .

In the month of April, since the number of passengers who use Bastian Mawatha Bus Terminal in New Year season goes higher and on set of rainy weather conditions, the National Transport Commission orally instructed the selected bidder to expedite and complete work.

The bidder gave assurance that he would carry out this contract to the best of his capacity and complete within 14 days and started works the same day and Performance Bond for this contract has not been submitted. Even though the work had been carried out properly as expected by the performance bond,

3 And further kindly inform you that that the value of this contract is below Rs. 2 million (The procurement entity may exempt the requirement of submitting a performance guarantee for work contracts not exceeding Rs. 2 millions) a written assurance from the contractor was given that once the letter of award is received, relevant activities would be commenced and finish the work within 14 days, and only after the work had been completed, the payments were made by retaining 10% amount. And moreover, inform that necessary precautions would be taken in future with these affairs.

2.2.3 Arrangements are being made to issue passenger permits in accordance with new procedure set out by the Cabinet. The board of directors has appointed a committee to evaluate the procedure of charging for passenger permits and report of it is scheduled to be submitted to board meeting held in June.

Amendments to Act. has already been submitted to Attorney General Department and we were informed that tri-lingual translation activities of it being done .

2.2.4 Cabinet Committee on Economic Management (CCEM) has given instructions to Central Bank at the meeting held on 21.02.2018 to implement an easier and efficient payment method to public transport (buses/trains) accordingly under National Cards Scheme, Sri Lanka Transit Card and approval for that was given by the Cabinet. To start this as a project, then Ministry of Transport & Civil Aviation was appointed to this. According to that the Sri Lanka Transit Card (SLTC) and an infrastructure framework to collect season tickets and bus fares were made. Accordingly, to execute a feasibility study on this has not been mentioned as an act of the Commission and the Commission is only a partner of it.

Procurement activities were done by National Transport Commission to purchase Sri Lanka Transport Card Platform for inter-provincial passenger transport buses and the cited expenditures are of paper notices to purchase it and expenses incurred in carrying out the project.

But due to a disturbing situation in further carrying out this project, a new cabinet paper was submitted by the Ministry of Transport and Highways. A new committee was appointed by the cabinet to carry out this project as a new project and the Ministry of Transport and Highways is undergoing future activities of it.

(a) Out of 4625 public complaints that were received in 2023, number of 4359 complains have been finalized. These comprise complains that were submitted in addition to National Transport Commission, to Sri Lanka Police until legal actions to be taken on unfinished complains due to non-attendance to inquiry sessions. That stands for 6% of all the received complains. Also arrangements have been made with complains yet to finish for further actions.

(b) Though tenders were repeatedly called through procurement method for the selection of a renderer, only the institute " Lasik Cleaners "which is the sole agency carrying out this service from the beginning submitted quotations. Though that agreed institute did not pay rentals, it was compulsory to maintain the toilet system for provision of sanitary facilities for passengers who use Vavuniya Bus Stand and for drivers and conductors.

Though the National Transport Commission continuously informed the relevant firm to pay the monthly rental, since the owner of the " Lasik Cleaners "institute died, that institute did not pay off rental money. But it was a duty of National Transport Commission to facilitate passengers who use the Vavuniya Bus Terminal and for the time being with no alternative to this, that firm was allowed to continue with functioning the cleaning activities at Vavuniya Bus Terminal. Though the period of agreement with relevant was expired, the Performance Bond Deposit of 1,512,000.00 rupees was retained with National Transport Commission and arrangements were made to cover the non-paid rental money of 1,536,150.00. Thereby measures were taken to give facilities to passengers who use the Vavuniya Bus Terminal and ensured that no loss incurred by National Transport Commission with that.

(c) In the reviewing year 2023, Rs. 242,000.00 that was spent were the expenditures made on identification of venues for long distance limited stops and for other expenses.

Even though it was estimated to allocate sum of 10,340,000.00 rupees for supply of 300 long distance limited stop sign boards, following facts can be given for activities that were not performed with funds of National Transport Commission.

A special board meeting was convened on 12.01.2023 to submit (Presentation) the Action Plan for 2023 to the Board of Directors of the National Transport Commission and therein the Board gave resolution that since the National Transport Commission is a consultancy agency, it is better doing away with undergoing the project of supplying long distance limited stop sign board, identify relevant institutions to carry out the task of fixing long distance limited stop sign boards.

Accordingly as per section 50 of the Extraordinary Gazette 1940/21 dated 12.11.2015, is a duty vested with Road Development Authority, Director General of RDA was informed to engage in the supply and fixing of long distance limited stop sign boards by a letter dated 15.02.2023. and to see the progress of the matter, a letter bearing No. NTC/PL/LS/SPO/2022, dated 03.05.2023 was submitted to the Director General of Road Development Authority.

In reply to that letter, the Director General of Road Development Authority stated by a letter dated 01.06.2023 bearing No. RDA/MM/W/TRSM/248 that RDA is not possessed with funds

to carry out fixing of long distance limited stop sign boards and if the National Transport Commission provides funds for that, RDA is ready to carry out the work of supplying and fixing sign boards. To acknowledge the Director Board of National Transport Commission about this, a board paper was submitted on 14.06.2023. The Board therein gave instructions to provide funds to RDA as a loan to cover the cost of supplying and fixing of long distance limited stop sign boards.

These information were submitted to Board Meeting of National Transport Commission through a board paper on 05.09.2023 and Board gave instructions on 128/2023 to call for a meeting with the intervention of the Secretary to the Ministry of Transport & Highways to see whether under which institution the task of supplying and fixing of long distance limited stop sign boards.

Accordingly, instructions of the Secretary of Ministry of Highways were sought to confirm that supply and fixing of long distance limited stop sign boards is vested with whichever institution.

A meeting was held on 27.10.2023 about this matter at the Ministry of Transport & Highways and resolved therein that the National Transport Commission should allocate funds to supply and fixing of long distance limited stop sign boards and in accordance with the resolutions made at the meeting, since this is a capital project, to carry out with activates of supplying sign boards, approval of Ministry of Finance was sought.


Approval was not given by the Ministry of Finance to do activities with funds of National transport Commission until 31.12.2023.

Only 32 sign boards out of 82 were made during year 2022 with funds of National Transport Commission as mentioned in 3 (c) of the Audit Report and during the year of review, no purchase was made for long distance limited stop sign boards.

Accordingly, during the year of review, Rs..242,000.00 was spent on, as stated in 3 (c) of Audit Report, identification of venues for long distance limited stop sign boards and for other administrative costs and during the year of review (Year 2023), since no purchase was made for long distance limited stop sign boards, actual cost and estimated cost can not be reconciliated.

(d) It was planned to make proposals such as Priority Lanes, Park & ride, Car Pooling that were included in the Action Plan of 2023. Though Priority Lanes and Park & Ride projects that were functioning during past years found unsuccessful, until an alternative method is implemented, surveys were not carried out on identification of urban transport management systems

Shashi Welgama
Chairman
National Transport Commission



ජාතික ගමනාගමන කොමිෂන් සභාව
தேசிய போக்குவரத்து ஆணைக்குழு
NATIONAL TRANSPORT COMMISSION