

2023 **ANNUAL** **REPORT**



UNIVERSITY OF PERADENYA
PERADENIYA, SRI LANKA

Unveiling a Year of Excellence: The University of Peradeniya's Annual Report

This Report showcases the remarkable achievements and unwavering commitment to academic excellence that define the University of Peradeniya. Prepared in accordance with Ministry of Higher Education guidelines, it invites you to explore the transformative impact we have made across diverse fields.

Crafted from the dedication of our Faculties, Departments, Centres, and Units, this Report reflects the collective voice of the University of Peradeniya. Dive into the details of our research breakthroughs, inspiring student journeys, and contributions to society. Discover how we are shaping the future, one groundbreaking achievement at a time.

ISSN – 2478-1088

Feedback and Inquiries:

For any inquiries regarding the Annual Report, please reach out to us on:

Email: statoffice@gs.pdn.ac.lk

Tel: 081 2 085408

For further information on the University's ongoing initiatives and activities, please visit our website: <https://www.pdn.ac.lk>

C O N T E N T

Message from the Vice-Chancellor	iv
1. Statutory Report	
1.1 Introduction	1
1.2 University Vision and Mission	3
1.3 Management and Structure	5
1.4 Overall Performance	14
1.5 Key Failures	62
1.6 Future Plans	63
2. Faculties, Postgraduate Institutes	65
2.1 Faculty of Agriculture	65
2.2 Faculty of Allied Health Sciences	66
2.3 Faculty of Arts	67
2.4 Faculty of Dental Sciences	68
2.5 Faculty of Engineering	69
2.6 Faculty of Management	70
2.7 Faculty of Medicine	71
2.8 Faculty of Science	72
2.9 Faculty of Veterinary Medicine & Animal Science	73
2.10 Postgraduate Institute of Agriculture (PGIA)	74
2.11 Postgraduate Institute of Humanities & Social Sciences (PGIHS)	75
2.12 Postgraduate Institute of Medical Science (PGIMS)	76
2.13 Postgraduate Institute of Sciences (PGIS)	77
3. Financial Performance	78
4. Audit & Management Committee Report	80
5. Future Projection Report on Sustainable Development	82
6. Annual Financial Statements - 2023	85
7. Audit Report	117
7.1 Auditor General's Report	117
7.2 Answers to the Auditor General's Report	124

MESSAGE FROM THE VICE-CHANCELLOR



I am delighted to present the University of Peradeniya's Annual Report for the year 2023, encapsulating the triumphs in academia, research, welfare, and community engagement endeavors of our esteemed institution.

The year 2023 emerges as a period of consolidation not only for the country but also for our university, following the repercussions of the COVID-19 pandemic, economic upheavals, and political challenges. I take pride in affirming that our university not only navigated through these adversities with resilience but also embarked on strategic planning endeavors for both immediate and long-term futures. This resilience stands as a testament to the dedication of our stakeholders who weathered the storms alongside us.

Our relentless pursuit of academic excellence has garnered national and international recognition, solidifying our position as Sri Lanka's premier academic institution. The recent Institutional Review conducted by the University Grants Commission which scrutinizes all facets of university operations, bestowed upon us a coveted "Very Good A-Grade," instilling confidence in the public that their investments in our university are judiciously utilized.

Significant strides have been made in fostering a vibrant research culture, particularly in interdisciplinary settings, and in forging international collaborations. Despite the

challenges faced, including slow progress in formalizing agreements with foreign partners due to factors beyond our control, we have witnessed a surge in the establishment of new institutional alliances and the enrollment of international students. These efforts have propelled our global standing, as evidenced by our placement in international rankings such as "THE World University Rankings," where we occupy the 1000-1200. "THE Impact Rankings" focusing on sustainable development goals, position us between 400 and 500 globally, and we have received acknowledgment by the U.S. News & World Report University Ranking, which lauds us as the top university in Sri Lanka and ranks us at 901st position among global universities.

Welfare initiatives and enhancements to the overall well-being of our stakeholders and workplace environment have made considerable strides in 2023. Additional scholarships and student aid schemes have been introduced, catering to the needs of financially disadvantaged students, with continued support from our esteemed alumni. Attention has been directed towards enhancing facilities, including canteens, residential halls, and sports amenities, alongside the promotion of cultural activities and sports engagement. These efforts culminated in noteworthy achievements such as the triumph of our Women's Carom team and the Men's Hockey team at the Sri Lanka University Games (SLUG) 2023.

The successful conduct of the 84th General Convocation saw the conferral of degrees upon 3873 graduates and the recognition of four distinguished scholars with honorary degrees. Additionally, the Convocation for the Center for Distance and Continuing Education witnessed the awarding of degrees to a new cohort of 550 graduates.

The university's commitment to sustainable development has been further underscored through initiatives aimed at reducing energy consumption, enhancing waste management practices, fostering environmental stewardship, and greening the Hantana region. The launch of

a dedicated sustainability website aligning with the United Nations Sustainable Development Goals serves as a platform to communicate our sustainability endeavors to stakeholders.

Community engagement efforts have seen a surge in activities, including interactions with alumni, whose contributions during challenging times are laudable, and the inaugural Open Day, which commemorated eight decades of our university's existence, attracting unprecedented public interest and providing a platform to showcase our talents and accomplishments. Collaborative efforts with key stakeholders such as the Urban Development Authority, the Central Provincial Council, and the Kandy Municipality in drafting the Greater Kandy City Development Project highlight our commitment to regional development.

Despite economic challenges, the university's annual turnover for 2023 amounted to Rs. 11.1 billion, with 23% derived from collections and grants. We extend our gratitude to the government for honoring its financial commitments amid economic constraints, albeit with interruptions in the commencement of new major construction projects due to governmental directives and increased capital expenditures attributed to inflationary pressures.

The year 2023 will be etched in the annals of our university's history as a pivotal moment marked by the formulation of a comprehensive long-term plan, charting a course towards our centenary in 2042 - Centenary Development Plan. This collaborative endeavor, involving over 80 academics, alumni, and council members, guided by feedback from diverse stakeholders, has received preliminary approval from the government, with an allocation of Rs. 500 million to initiate development activities. Using this allocation, we will focus on strengthening our IT infrastructure, fostering interdisciplinary research, enhancing student facilities, attracting international talent, and implementing solar energy solutions.

I extend my heartfelt appreciation to the council and the entire university community for their unwavering commitment to realizing our strategic vision and for their invaluable contributions to this report. Special acknowledgement is reserved for the Statistics Division of the University for their

diligent efforts, and the Deputy Vice-Chancellor for his invaluable guidance in compiling this Annual Report.

With best regards,

Professor M.D. Lamawansa
Vice-Chancellor

AT A GLANCE

Strategic and Operational Measures

Education

14181
Undergraduate Students

10140
Postgraduate Students

Research

30 **47.42 Mn.**

Research Grants Received (External Funds)

26 **24.35 Mn.**

Research Grants Awarded

Ranking

1
THE Impact Ranking

1
U.S. News and World Report University Ranking

Engagement and Partnership

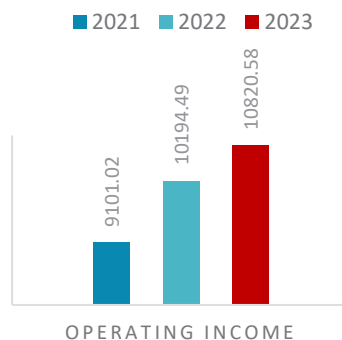
27
MoUs

145
International Staff Visits

Financial Measures

Income

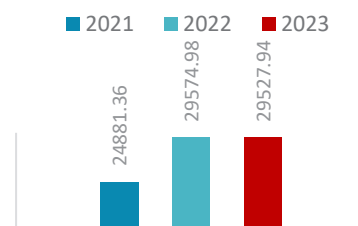
10,820.58
Rs. Mn



OPERATING INCOME

Net Assets & Equity

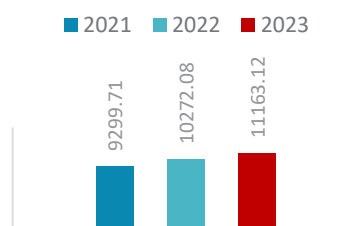
29,527.94
Rs. Mn



NET ASSETS & EQUITY

Recurrent Expenditure

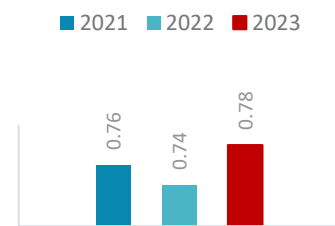
11,163.18
Rs. Mn



RECURRENT EXPENDITURE

Expenditure Per Student

0.78
Rs. Mn



EXPENDITURE PER STUDENT

1. Statutory Report

1.1 Introduction

Overview

The University of Peradeniya is a testament to Sri Lanka's dedication to fostering academic excellence and research innovation. Established in 1942 as the country's first university, it has evolved into a renowned institution of higher learning, ranking among the top national universities in Sri Lanka.

Historical Background

The journey of the University can be traced back to the establishment of the University of Ceylon in Colombo in 1942, which included the Faculty of Arts. In 1952, this Faculty was relocated to Peradeniya, formally founded the University of Ceylon at Peradeniya. Situated just eight Kilometers from the picturesque city of Kandy, the campus spans an expansive 775 hectares of land, providing a serene and inspiring environment for learning and research.

Academic Expansion

Over the past eight decades, the University of Peradeniya has experienced substantial growth, both in terms of quantity and quality. The institution now houses nine diverse Faculties, four affiliated Postgraduate Institutes (PGIs), and a Centre for Distance & Continuing Education (CDCE). These faculties encompass a wide array of disciplines, including Agriculture, Allied Health Sciences, Arts, Dental Sciences, Engineering, Management, Medicine, Science, and Veterinary Medicine & Animal Science. The University offers 62 undergraduate programmes spanning SLQF levels 5 and 6, in addition to an extensive array of postgraduate programmes ranging from SLQF



levels 7 to 12, provided by PGIs, Faculties, and Higher Degree Committees or PG Units.

Support Services

At the heart of its academic mission, the University of Peradeniya is dedicated to providing comprehensive support services to its students and staff. Under the central administration, primary support services are offered to ensure a conducive learning and working environment. These services facilitate learning, research, and overall personal and professional growth.

Centres, Units and Divisions

In addition to primary support services, the University has established various centres, units, and divisions designed to enhance student and staff welfare, promote core and extra-curricular activities, and align with national educational objectives. Some of these entities include the Career Guidance Unit (CGU), Business Linkage, Innovation, Incubation and Technology Transfer Office (BLII-TTO), Centre for Quality Assurance (CQA), Staff Development Centre (SDC), Centre for the Study of Human Rights (CSHR), and International Relations Office (InRO). The Human Resource Development Unit (HRDU) is a newly established unit that is responsible for developing and implementing human resource development programmes for the University's staff. This includes providing training and development opportunities, as well as supporting the recruitment and retention of talented staff.

Academic Excellence and Reputation

The University of Peradeniya takes pride in its rich history and unwavering commitment to academic excellence. It has earned a reputation for producing top-tier graduates in Sri Lanka, thanks to its dedication to quality assurance, international recognition, and a culture of innovation. The University remains at the

forefront of higher education in the country, with a strong focus on academic and research programmes, as well as the welfare of its students and staff. This commitment positions it as a leading national and international institution, continuing to shape the landscape of higher education in Sri Lanka.

The University of Peradeniya is a leading institution of higher learning in Sri Lanka and the world. The Annual Report 2023 of the University highlights its many achievements in academic excellence, research innovation, student and staff welfare, and internationalization. The University is committed to providing its students with a world-class education and to conduct research that has a positive impact on society.

1.2 University Vision and Mission

Vision

The University of Peradeniya's Vision is to provide a uniquely transformative experience for its students, staff and partners, whilst serving the public through producing and implementing innovative research and outreach programmes that are anchored in its founding values and principles.

In order to achieve this Vision, the University of Peradeniya strives to be:

- unparalleled in providing a range of innovative and appropriate learning and teaching programmes, including professional certification and outreach initiatives, that facilitate the transformation of talented students into thoughtful, and competent graduates who are socially-responsible, gender-sensitive, environmentally conscious and altruistic
- noteworthy for its service to the general public, the nation, region and wider global community as an outstanding higher education institution
- inspired in its research quality and impact, including through learning from indigenous and local communities, and for the international reputation earned by its staff and alumni, who are also productively engaged in nourishing the aspirations, cultures and values of society
- qualitatively innovative in its sustained support for and empowerment of students and community members to successfully participate in educational, cultural and social life of the University and thereby contribute to equitable and sustainable global development
- unmatched in depth and mutuality of its partnerships with all key stakeholders to enhance the relevance and contribution of the education, training, certification, research, scholarship and dissemination of knowledge that it undertakes in order to fulfil national goals and maintain core values and principles
- excellent in achieving and sustaining stakeholder satisfaction and learning outcomes comparable to the best universities in the world.

Mission

The mission of the University of Peradeniya is to contribute to national, regional and global society through the pursuit of education, learning and research, and the dissemination of knowledge at the highest international levels of excellence.

Goals

Goal	Objectives
1. Ensure quality and relevance of undergraduate and postgraduate programmes complying with national and international standards	1.1 To become the most sought-after higher education institution, attracting and enrolling the best performing A/L qualified students (national and international)
	1.2 To develop student competencies needed to bridge the gap between employer expectations and undergraduate skills through outcome-based education
	1.3 To upgrade undergraduate and postgraduate study programmes to meet national and international quality standards
	1.4 To increase the employability of undergraduates
	1.5 To Increase the quality and relevance of the postgraduate study programmes
2. Enhance opportunities for education by ensuring more flexible, accessible, innovative and open postgraduate and continuing education programmes	2.1 To enhance demand and enrolment of local and foreign students to postgraduate programmes
	2.2 To broaden the scope and enhance quality of distance and continuing educational and training programmes and services to meet national and regional needs, and national and international standards
3. Enhance capacity for innovative research, scholarly work and partnerships targeting knowledge creation and socio-economic development with global impact and visibility	3.1 To establish a conducive environment for high quality research, scholarly work and innovation
	3.2 To promote national and international collaboration for research, student training and exchange of staff
	3.3 To facilitate multidisciplinary research programmes
4. Strengthen administrative and financial management within a sustainable good governance framework	4.1 To improve efficiency and effectiveness of existing administrative and financial framework and system
	4.2 To develop monitoring, evaluation and reporting systems relevant to administrative and financial matters
	4.3 To develop accountability and transparency in financial administration
	4.4 To encourage generation of funds by different entities
5. Upgrade learning, working and living environment conducive for high-quality academic pursuits, professional development and productivity	5.1 To encourage students and staff to engage in all aspects of the University life
	5.2 To enhance staff profile
	5.3 To strengthen and upgrade residential facilities, welfare services and programmes for students and staff
	5.4 To provide a safe and secure working environment in the university
	5.5 To improve the efficiency of the services to maintain the infrastructure of the University
	5.6 To adopt the concept of a "green environment" while maintaining the historical and landscape features of the University
	5.7 To optimize the digital and physical learning and working environment to be in par with global advances and challenges
6. Enhance capacity and range of outreach engagements	6.1 To improve quality, sustainability and the range of services offered to community by the University
	6.2 To enhance interaction with the wider community
	6.3 To share expertise and human and physical resources with external stakeholders for mutual benefit
	6.4 To align with national policy frameworks and actions

1.3 Management and Structure

1.3.1 University of Peradeniya Council 2023

The Council of the University constituted in terms of Section 44 of the Universities Act. No. 16 of 1978 as amended by Section 24 of the Universities (Amendment) Act. No. 07 of 1985, consisted of the following members during the year 2023.

Chairman		
Vice-Chancellor	Prof. M.D. Lamawansa	<i>MBBS (Ruhuna), MS (Colombo), Ph.D. (Western Australia), FRCS (Edin), FCSSL (Sri Lanka), FASI (India), FCPS (Pakistan), FAMASI (India), FRCS</i>
Deputy Vice-Chancellor	Prof. Terrence Madhujith	<i>B.Sc. Agric. (Peradeniya), M.Sc., Ph.D. (Canada), M.I.Biol. (Sri Lanka)</i>
Deans of Faculties		
Agriculture	Prof. K.A.S.S. Kodithuwakku	<i>B.Sc. Agric. (Peradeniya), MBA, Ph.D. (Stirling), FIMSL</i>
Allied Health Sciences	Prof. M.D.M.L.D.K. Yatawara	<i>BVSc. (Peradeniya), Ph.D. (Kochi), FSLCVS</i>
Arts	Dr E.M.P.C.S. Ekanayake	<i>BA, PGDE (Peradeniya), M.Ed. (Sussex), M.Phil. (Colombo), Ph.D. (Leicester)</i>
Dental Sciences	Prof. A.M. Attygalla	<i>BDS (Peradeniya), MS (Colombo), FDSRCS (Eng)</i>
Engineering	Dr D.M.U.I. Dissanayake	<i>BScEng (Peradeniya), Ph.D. (Sheffield)</i>
Management	Prof. R.H. Kuruppuge	<i>B.Com, PG Dip. (Peradeniya), MA (Kelaniya), MBA (Colombo), Ph.D. (Tomas Bata – Czech Republic)</i>
Medicine	Prof. M.V.G. Pinto	<i>MBBS (Peradeniya), MD (Colombo), FRCA (UK), FCARCSI (Ire)</i>
Science	Prof. R.G.S.C. Rajapakse	<i>B.Sc., M.Phil. (Peradeniya), Ph.D. (Hokkaido)</i>
Veterinary Medicine & Animal Science	Prof. P.G.A. Pushpakumara	<i>BVSc (Peradeniya), Ph.D. (London)</i>
Senate Nominees		
Professor	Prof. B.M.S.H.K. Banneheka	<i>BDS (Peradeniya), Ph.D. (Niigata)</i>
Senior Professor	Prof. C.S. Wickramagamage	<i>B.A. (Peradeniya), Ph.D. (Hawaii)</i>
Members Appointed by the University Grants Commission		
Mr Samantha Ratwatte, PC	<i>Attorney-at-Law</i>	
Prof. K. Gunawardena	<i>MBBS, MS (Obs&Gyn), FRCOG</i>	
Prof. N.A. de S. Amaratunga	<i>BDS, FDSRCS, PhD, DSc</i>	
Mr G.S.J. Dissanayake	<i>GCGI (UK)</i>	
Dr Siril Wijesundara	<i>B.Sc., M.Phil. (Peradeniya), Ph.D. (City University – New York), F.N.A.S (SL.)</i>	
Most Ven. Niyangoda Wijithasiri	<i>B.A, B.Ed. (Peradeniya), Sahithraya Chakrawarthy, Acharya</i>	

Mr J.C. Warnakula	<i>B.Sc. Business Administration (SJP)</i>
Mr Saliya Dharmawardena PC	<i>B.Sc. Business Administration (SJP), MPA (PIM), CPA (Ireland and Sri Lanka), DPFM (SLIDA), DIPCA (MILODA)</i>
Prof. Lakshman Dissanayake	<i>B.Dev.S, PG Dip. (Colombo), MA (Brussels), Ph.D. (Adelaide), FRSA (UK)</i>
Dr D.M.D.V. Jayampathi	<i>B.Sc (Eng), M.Sc, Ph.D.</i>
Mr Mohan Weerakoon	
Dr R.H.S. Samaratunga	<i>BA Hons.(Peradeniya), M.Sc. (Wisconsin-Madison), MBA (SJP), Ph.D. (La Trobe)</i>
Mrs Nirodha S. Kalansooriya	<i>LL.B, LL.M (Colombo), LLM (UK)</i>
Mr E. M. Gamini Ekanayake	<i>BA (Peradeniya), PG Dip. (OUSL), MBA (Wayamba)</i>

Secretary - Registrar (Acting)

Mr E.M.G.M.B. Ekanayake	<i>BA, MA (Peradeniya), MA in Public Management (SLIDA)</i>
-------------------------	---

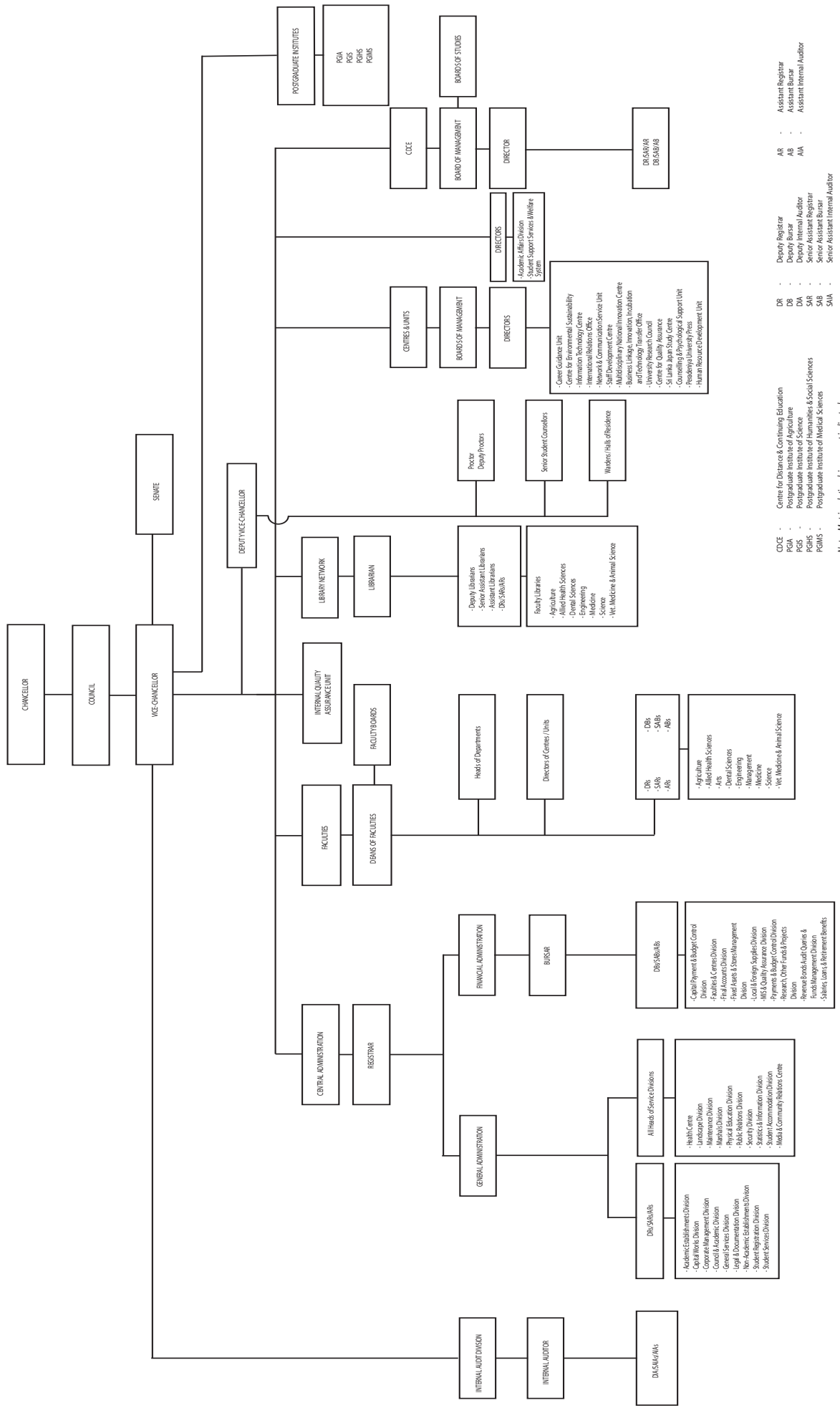
Steering the University: A Summary of Meetings by Council Subcommittees in 2023

The University of Peradeniya's Council plays a critical role in fostering an environment conducive to academic excellence and administrative efficiency. In 2023, its dedicated subcommittees convened regularly to address diverse aspects of University life, ranging from financial management and infrastructure development to student welfare and ethical conduct.

This table provides a snapshot of the number of meetings held by each subcommittee during the year:

Council Subcommittees	Number of Meetings
Council	15
1. Board of Discipline	05
2. Finance Committee	14
3. Finance Management Committee	00
4. University Procurement Committee	12
5. Audit Advisory Committee	00
6. Bond Committee	03
7. Leave & Awards Committee	09
8. Strategic Planning and Management Committee	10
9. Infrastructure Development and Management Committee	05
10. Lands, Buildings & Maintenance Committee	08
11. Maintenance Management Committee	00
12. Landscape Advisory Committee	02
13. Human Resources Management & Development Committee	02
14. Audit & Management Committee	05
15. Staff Residence Committee	04
16. Sexual and Gender-Based Harassment & Sexual Violence Prevention Committee	05
17. CASC (Council appointed subcommittee to peruse MoUs and Agreements)	12
18. Intellectual Property Advisory Committee	02
19. Grievances Committee	09
20. Subcommittee to peruse Council Memoranda	07
21. Rag Prevention Committee	07

Organizational Structure - University of Peradeniya



Note: Matrix relationships are not indicated.

1.3.2 University of Peradeniya Senate 2023

The Senate constituted in terms of section 46 of the Universities Act. No. 16 of 1978 as amended by the Act. No. 7 of 1985, is the Academic Authority of the University.

The members of the Senate are as follows:

Chairman			
Vice-Chancellor	Prof. M.D. Lamawansa	Deputy Vice-Chancellor	Prof. Terrence Madhujith

Directors of Postgraduate Institutes	
Agriculture	Prof. C.M.B. Dematawewa
Science	Prof. H.M.T.G.A. Pitawala
Humanities & Social Sciences	Prof. S.J.S. De Mel
Medical Sciences	Prof. S.D. Dharmaratne

Deans of Faculties	
Agriculture	Prof. K.A.S.S. Kodithuwakku
Allied Health Sciences	Prof. M.D.M.L.D.K. Yatawara
Arts	Dr E.M.P.C.S. Ekanayake
Dental Sciences	Prof. A.M. Attygalla
Engineering	Dr D.M.U.I. Dissanayake
Management	Prof. R.H. Kuruppuge
Medicine	Prof. M.V.G. Pinto
Science	Prof. R.G.S.C. Rajapakse
Veterinary Medicine & Animal Science	Prof. P.G.A. Pushpakumara

Librarian	Mr R. Maheshwaran
------------------	-------------------

Heads of Departments

Faculty of Agriculture

Agricultural Biology	Prof. S.A.C.N. Perera	Animal Science	Prof. B.C. Jayawardena
Agricultural Economics	Prof. S. Kumar	Crop Science	Prof. C.K. Benaragama
Agricultural Engineering	Prof. N.D.K. Dayawansa	Food Science & Technology	Prof. R.P.N.P. Rajapakse
Agricultural Extension	Dr D.M.U.I. Dissanayake	Soil Science	Prof. W.A.U. Vitharana

Faculty of Allied Health Sciences

Medical Laboratory Science	Dr B.C.G. Mendis	Radiography/Radiotherapy	Dr U.J.M.A.L. Jayasinghe
Nursing	Prof. H.D.W.T. Damayanthi	Pharmacy	Dr N.R. Amarasinghe
Physiotherapy	Dr R.R.W.M.S.I.W. Wadugodapitiya	Basic Sciences	Dr T.P. Gamagedara

Faculty of Arts

Arabic & Islamic Civilization	Mr M.A.M. Yaseer	Information Technology	Prof. T.M.S.S.K.Y. Ekanayake
Archaeology	Prof. J.M.A. Jayawickrama	Law	Dr M.L.K.C.K. Senarathne
Classical Languages	Dr K.M.R.N. Kulathunga	Philosophy	Prof. H.R.N.P.K. Handegama
Economics & Statistics	Prof. J.G. Sri Ranjith	Psychology	Dr Asanka Bulathwaththa
English	Dr N.M. Kalugampitiya	Political Science	Prof. G.D.R.U.U. Abeyratne
English Language Teaching	Dr P.R.K.A. Vitharana	Pali & Buddhist Studies	Prof. H.M.M. Herath
Fine Arts	Prof. W.M.P.S. Bandara	Sinhala	Dr S.K.M.D.D. Gunathilake

Geography	Prof. T.W.M.T.W Bandara	Sociology	Dr W.M.S.M.K. Thoradeniya
History	Prof. K.M.R. Dasanayaka	Tamil	Prof. S. Pirashanthan
Education	Prof. K.S.H.M.V.W.W. Senevirathna		

Faculty of Dental Sciences

Basic Sciences	Prof. B.M.H.S.K. Banneheka	Oral Pathology	Prof. B.S.M.S. Siriwardena
Community Dental Health	Dr H.S.K. Rathnathilake	Prosthetic Dentistry	Prof. I.P. Thilakumar
Comprehensive Oral Health Care	Prof. K.M. Wijerathne	Restorative Dentistry	Dr G.K. Edirisinghe
Oral Medicine & Periodontology	Dr D. Leuke Bandara	Oral & Maxillofacial Surgery	Prof. N.S.S. Jayasuriya

Faculty of Engineering

Chemical & Process Engineering	Prof. D.G.G.P. Karunarathna	Engineering Management	Ms K.K.K. Sylva
Civil Engineering	Prof. J.J. Wijetunge	Engineering Mathematics	Dr S.P.C. Perera
Computer Engineering	Prof. R.G. Ragel	Mechanical Engineering	Prof. D.A.A.C. Ratnaweera
Electrical & Electronic Engineering	Prof. B.G.L.T. Samaranyake	Manufacturing & Industrial Engineering	Dr P. Gamage

Faculty of Management

Business Finance	Prof. S. Kodithuwakku	Management Studies	Mr T.S.S. Fernando
Human Resource Management	Ms U.W.G.Y.E. Jayawickrama	Marketing Management	Ms R.M.U.R.K. Rathnayake
		Operations Management	Dr S. Maheshwaran

Faculty of Medicine

Anatomy	Dr D.R.K.C. Dissanayake	Obstetrics & Gynecology	Dr M.C. Gihan
Anaesthesiology and Critical Care	Prof. P.S.K. Nanayakkara	Paediatrics	Prof. P.V. Dissanayake
Biochemistry	Prof. C.N.R.A. Alles	Parasitology	Dr D.N. Atapattu
Community Medicine	Prof. T.M.U.S.B. Tennakoon	Pathology	Prof. S. Wijetunge
Family Medicine	Prof. L.P.M.M.K. Pathirage	Pharmacology	Dr H.M.T.W. Senaviratne
Forensic Medicine	Prof. D.M.G. Fernando	Physiology	Prof. D.W.P. Dahanayake
Medical Education	Prof. K.N. Marambe	Psychiatry	Dr H.G.V.W. Wijesiri
Medicine	Prof. D.M.P.U.K. Ralapanawa	Radiology	Prof. P.B. Hewavithana
Microbiology	Dr V. Liyanapathirana	Surgery	Prof. A.K.B.B.T.B. Samarasinghe

Faculty of Science

Botany	Prof. S.C.K. Rubasinghe	Molecular Biology & Biotechnology	Dr M.P.C.S. Dhanapala
Chemistry	Prof. M.Y.U. Ganehenage	Physics	Dr V. Sivakumar
Mathematics	Dr W.M.P. Rodrigo	Statistics & Computer Science	Dr S.P. Abeyesundara
Environmental & Industrial Sciences	Dr W.M.C.S. Wijesundara	Zoology	Prof. S.H. Boyagoda
Geology	Prof. B.M.N.W.B. Balasooriya		

Faculty of Veterinary Medicine & Animal Science

Basic Veterinary Sciences	Dr L.G.S. Lokugalappaththi	Veterinary Pathobiology	Dr A.W. Kalupahana
Farm Animal Production & Health	Dr M.N.M. Fouzi	Veterinary Public Health	Prof. B.R. Fernando
Veterinary Clinical Sciences	Prof. A. Dangolla	Pharmacology	

Professors who are not Heads of Departments

Faculty of Agriculture

Prof. A.R.S.B. Athauda	Prof. J.P. Eeswara	Prof. M.I.M. Mowjood	Prof. G.L.L.P. Silva
Prof. K.S.P. Amaratunga	Prof. K.S. Hemachandra	Prof. N.A.A.S.P. Nissanka	Prof. W.P.R.P. de Silva
Prof. P.C.G. Bandaranayake	Prof. H.M.V.G. Herath	Prof. P.H.P. Prasanna	Prof. T. Sivananthawerl
Prof. D.M. de Costa	Prof. H.M.G.S.B. Hitinayake	Prof. D.V.P. Prasada	Prof. B.M.L.D.B. Suriyagoda
Prof. W.A.J.M. de Costa	Prof. S.M.C. Himali	Prof. B.D.R. Prasantha	Prof. J.K. Vidanarachchi
Prof. W.S. Dandeniya	Prof. K.K.S.P. Kodithuwakku	Prof. D.K.N.G. Pushpakumara	Prof. H.L.J. Weerahewa
Prof. R.M.C. Deshapriya	Prof. P.W.M.B.B. Marambe	Prof. R.M.C.P. Rajapaksha	Prof. W.A.P. Weerakkody
Prof. R.S. Dharmakeerthi	Prof. B.E.P. Mendis	Prof. S. Samita	Prof. K.W.L.K. Weerasinghe
Prof. D.A.N. Dharmasena	Prof. A.J. Mohotti	Prof. K.M.S. Wimalasiri	Prof. M.P.B. Wijegunawardana

Faculty of Allied Health Sciences

Prof. H.M.T.U. Herath	Prof. M.H.F. Sakeena	Prof. D.B.M. Wickramaratne
-----------------------	----------------------	----------------------------

Faculty of Arts

Prof. A.S.P. Abhayaratne	Prof. A.L.T. Hewawasam	Prof. M.W.C.N.K. Rambukwella	Prof. M. Somathilake
Prof. P.P.A.W. Athukorala	Prof. P.M. Jamahir	Prof. M.B. Ranathilake	Prof. N.D. Uadagama
Prof. R.M.M. Chandraratne	Prof. D.D.K.S. Karunanayake	Prof. R.M. Aberathne	Prof. S. Vijesandiran
Prof. O.G. Dayaratne Banda	Prof. K.M.R. Karunarathna	Prof. M.S.M. Saleem	Prof. P.R.K.A. Vitharana
Prof. D.M.L. Dissanayake	Prof. G.G.S. Kularathne	Prof. A. Sarjoon	Prof. C.S. Wickramagamage
Rev. Prof. M. Gnanananda	Prof. W.A. Liyanage	Prof. A.G.L. Seneheweera	Prof. W.M.W.G.C.S.M. Wickramasinghe
Prof. D.N.B. Gunawardena	Prof. K.W.G. Rekha Nianthi	Prof. R.P. Seneviratne	Prof. S.N. Wijesinghe
Prof. H.A.N.M. Hennayake	Prof. M.M.P. Perera	Prof. S.M.P.W.K. Sethunga	Prof. N.A. Wimalasena
Prof. H.M.W.H.A. Herath	Prof. W.L.P. Perera	Prof. S. Sivamohan	
Prof. R.M.D.B. Herath	Prof. M.R. Pinnawala		
Prof. R. Hettiarachchi	Ven. Prof. K. Rahula		

Faculty of Dental Sciences

Prof. A.K.S. Arambawatta	Prof. E.M.U.C.K. Herath	Prof. J.A.C.K. Jayawardena	Prof. H.R.D. Peiris
Prof. K.S.N. Ariyasinghe	Prof. R.D. Jayasinghe	Prof. B.G.T.L. Nandasena	Prof. H.N.S. Soysa
Prof. M.D.K. De Silva	Prof. R.M. Jayasinghe	Prof. R.W. Pallegama	Prof. A. Tilakaratne
Prof. U.B. Dissanayake	Prof. P.R. Jayasooriya	Prof. G.J. Panagoda	Prof. V.S.N. Vithanaarachchi
Prof. M.C.N. Fonseka	Prof. J.A.M.S. Jayatillake	Prof. M.P. Paranagama	Prof. K.A. Wettasinghe
Prof. W.M.P.S.K. Wijekoon			

Faculty of Engineering

Prof. S.G. Abeyratne	Prof. M.A.R.M. Fernando	Prof. K.B.S.N. Jinadasa	Prof. P.M.T.B. Sandirigama
Prof. A.M.A.C.S. Bandara	Prof. W.P.D. Fernando	Prof. C.S. Kalpage	Prof. K.A.S. Susantha
Prof. M. Danthurebandara	Prof. G.M.R.I. Godaliyadda	Prof. D.S.K. Karunasinghe	Prof. D.N. Uduwawala
Prof. M.B. Dissanayake	Prof. S.D.G.S.P. Gunawardane	Prof. K.M. Liyanage	Prof. C.K. Walgampaya
Prof. P.B.R. Dissanayake	Prof. A.U.A.W. Gunawardena	Prof. A.N. Madushanka	Prof. W.M.S.B. Weerakoon
Prof. J.B. Ekanayake	Prof. G.B.B. Herath	Prof. K.G.N. Nanayakkara	Prof. K.K. Wijesundara
Prof. M.P.B. Ekanayake	Prof. H.M.V.R. Herath	Prof. L. Rajapaksha	Prof. H.D. Yapa

Faculty of Management

Prof. E.M.A.S.B. Ekanayake	Prof. E.P.M. Rajaratne	Prof. W.P.R. Wickramaratne
----------------------------	------------------------	----------------------------

Faculty of Medicine

Prof. A.S. Abeygunawardane	Prof. B.N. Dissanayake	Prof. K.P.A.P. Kariyawasam	Prof. T.N. Rajapakshe
Prof. S. Abeygunawardane	Prof. D.H. Edussuriya	Prof. K.A.S. Kodikara	Prof. J.G.S. Ranasinghe
Prof. S.B. Adikari	Prof. H.S.F. Fonseka	Prof. S.T. Kudagammana	Prof. C.N. Ratnatunga
Prof. A.S. Ariyasinghe	Prof. K.B. Galketiya	Prof. S.A.M. Kularatne	Prof. R.M.C.J. Ratnayake
Prof. G.M.D.I. Ariyasinghe	Prof. C.D. Gamage	Prof. L.V.C. Liyanapathirana	Prof. S. Rosairo
Prof. D.A.C.L. Dalugama	Prof. I.B. Gawarammana	Prof. U.A.B. Medagama	Prof. R.S. Thalagahagoda
Prof. W.D.M.T.L. Dassanayake	Prof. P. Ginige	Prof. R.M. Mudiyanse	Prof. A.N. Vadysinghe
Prof. K.I.C. de Silva	Prof. W.M.D.R. Iddawela	Prof. S.D.I. Nanayakkara	Prof. R. Waduge
Prof. A.D. Dharmapala	Prof. W.A.T.A. Jayalath	Prof. F. Noordeen	Prof. V.S. Weerasinghe
Prof. S.D. Dharmaratne	Prof. M.W.C.J. Jayasinghe	Prof. H.K.I. Perera	Prof. W.D.S.D. Wickramasinghe
Prof. N.S. Kalupahana	Prof. A.H.H.M. Jayaweera	Prof. A.U.B. Pethiyagoda	Prof. B.M.G.D. Yasaratne
Prof. A.M.S.D.M. Dissanayake			

Faculty of Science

Prof. L.R.A.K. Bandara	Prof. C.V. Hettiarachchi	Prof. M.M.A.N. Navaratne	Prof. W.A.P.P. de Silva
Prof. T.M.W.J. Bandara	Prof. K.M.G.G. Jayasuriya	Prof. A.A.I. Perera	Prof. D.M.D. Yakandawala
Prof. R.L.R. Chandrajith	Prof. S.H.P.P. Karunarathne	Prof. G.A.D. Perera	Prof. Y.P.R.D. Yapa
Prof. J.W. Damunupola	Prof. W.A.I.P. Karunarathne	Prof. U.A.J. Pinidiyaarachchi	Prof. M.W.S.K. Yatigammana
Prof. W.A.M. Daundasekara	Prof. S.R. Kodituwakku	Prof. H.M.D.N. Priyantha	Prof. P. Samarasekera
Prof. W.B. Daundasekara	Prof. H.M.S.P. Madawala	Prof. R.S. Rajakaruna	
Prof. A.M.T.A. Gunaratne	Prof. M.A.S.P.K. Malaviarachchi		

Faculty of Veterinary Medicine and Animal Science

Prof. P.A.B.D. Alexander	Prof. L.J.P.A.P. Jayasooriya	Prof. R.S. Kalupahana	Prof. N. Wijayawardhane
Prof. D.R.A. Dissanayake	Prof. H.R.N. Jinadasa	Prof. W.M.A.P. Wanigasekara	

Faculty Representatives to the Senate

Agriculture	Dr W.E.M.L.J. Ekanayake Dr D.N. Vidana Gamage	Management	Dr B.A.N. Eranda Dr S. Maheswaran Dr P.L.W. Priyadarshani
Allied Health Sciences	Dr S. Kulathunga Dr M.H.F. Sakeena	Medicine	Dr D.R.K.C. Dissanayake Dr M.G.D.V.K. Kiridana
Arts	Dr Ramesh Ramasamy Dr W.M.S.K. Wijesundara	Science	Dr V.N. Senevirathna Dr J.A.C.P. Jayalath
Dental Sciences	Dr H.M.T.D.K. Herath Dr H.S.K. Ratnathilake	Veterinary Medicine & Animal Science	Dr R.M.S.B.K. Ranasinghe Dr L.G.S. Lokugalappatti Dr R.R.M.K.K. Wijesundera
Engineering	Dr P.J. Binduhewa Dr P.B.G. Dissanayake		

Secretary to the Senate

Acting Registrar Mr. E.M.G.M.B Ekanayake

Guiding the University: A Summary of Meetings by Senate Subcommittees

Throughout 2023, the University of Peradeniya's Senate and its dedicated subcommittees convened regularly to guide and oversee various critical aspects of academic life. Their commitment to open discussion, collaborative decision-making, and strategic planning was vital to University's progress.

Senate Subcommittees		Number of Meetings
Senate		11
1.	Academic Development & Planning Committee	09
2.	Admissions Committee	06
3.	English Language Teaching Committee	04
4.	Senate Library Committee	03
5.	Senate Publications Committee	02
6.	Senate Research Committee	04
7.	Scholarships Committee	06
8.	Web, Telecommunications, & Networking Committee	07
9.	Management Committee of the Centre for Quality Assurance	10
10.	Statutory Honorary Degrees Committee	01

1.3.3 University Executive Officers as of December 31, 2023

General Administration		Financial	
Mr E.M.G.M.B. Ekanayake	Acting Registrar (Deputy Registrar)	Mr A.M.N.B. Arampath	Bursar
Ms H.A.T.N. Amarasena	Deputy Registrar	Ms W.H.A.D. Dilrukshi	Deputy Bursar
Ms M.G.J. Dharmasiri	Deputy Registrar	Ms M. Jayaratne	Deputy Bursar
Ms P.K. Herath	Deputy Registrar	Mr B.G.S.P. Jayakodi	Deputy Bursar
Ms S.C. Herath	Deputy Registrar	Mr P.A.D.C.J. Ponnampereuma	Deputy Bursar
Ms M.S.D. Marasinghe	Deputy Registrar	Mr U.W. Rajmal	Deputy Bursar
Ms M.S. Ranasinghe	Deputy Registrar	Mr A.I. Samarahewa	Deputy Bursar
Mr S.H.P.E.S. Ekanayake	Snr. Assistant Registrar	Mr W.A.G.T.L.B. Weerasekara	Deputy Bursar
Ms M.L.W.O.M. Karunarathne	Snr. Assistant Registrar	Mr W.A.N.C. Wijesinghe	Deputy Bursar
Ms D.K.K. Narampanawe	Snr. Assistant Registrar	Mr. A.M.R.A. Priyashantha	Deputy Bursar
Ms W.M.A.A.N.N. Padeniya	Snr. Assistant Registrar	Mr B.M.I.A.K. Basnayaka	Snr. Assistant Bursar
Ms P.I.I. Pathirana	Snr. Assistant Registrar	Ms D.S.C.P. Kumari	Snr. Assistant Bursar
Mr W.M.M.S. Wijesundara	Snr. Assistant Registrar	Ms S.N. Kumuduni	Snr. Assistant Bursar
Ms D.M.I.N.J. Dissanayake	Assistant Registrar	Mr M.D.S.M. Rodrigo	Snr. Assistant Bursar
Ms W.M.D.K. Ethulgama	Assistant Registrar	Ms S.A.W. Chathurani	Assistant Bursar
Ms H.M.D.Y. Herath	Assistant Registrar	Ms S.N.K. Karunarathna	Assistant Bursar
Ms I.M.B.W. Illangasingha	Assistant Registrar	Ms M.G.D.C. Muhandiram	Assistant Bursar
Ms B.N. Jeewandara-Ariyaratne	Assistant Registrar	Mr P.G.Y.B. Pahalage	Assistant Bursar
Mr W.V.L. Kumara	Assistant Registrar	Mr M.H.M. Riyas	Assistant Bursar
Ms B.M.S.S. Panditharathna	Assistant Registrar	Ms R.A.I. Umayangani	Assistant Bursar
Ms R.D.S.N. Rajapaksha	Assistant Registrar	Ms W.M.H.S.B. Wickramanayake	Assistant Bursar
Ms S.G. Rajapura	Assistant Registrar	Ms A.N. Wijenayake	Assistant Bursar
Ms K.S.G. Ranasinghe	Assistant Registrar		
Ms C.K.K. Rathnayake	Assistant Registrar	Audit	
Mr J.P. Wesley	Assistant Registrar	Mr S.W. Kodithuwakku	Deputy Internal Auditor
Ms W.M.S.N. Wijerathne	Assistant Registrar	Ms A.G.F. Fazna	Snr. Assist. Internal Auditor
Engineering Service		Legal & Documentation	
Mr A.P.D.L. Athapaththu	Workshop Engineer	Ms M.K.F. Fawaza	Assistant Registrar
Mr M.A. Gunaratne	Electronic Engineer	Ms W.A.R.C. Wickramasinghe	Snr. Assistant Registrar
Mr J.A.C.N. Jayasooriya	Works Engineer (Civil)		
Mr P.S. Panditharathna	Works Engineer (Civil)	Other Staff Grades	
Medical Officers		Mr K.G.S.N. Amarasiri	Farm Manager
Dr H.M.C.L. Herath	Chief Medical Officer	Mr W.N. Ananda	Curator (Landscape)
Dr H.A.D. Ruwanjith	Medical Officer	Ms A.A.K.U. Atapattu	Statistical Officer
		Mr R. Gajaweera	Deputy Chief Marshal
		Mr N.K. Sooriyabandara	Chief Security Officer
Library Services		Mr W.A.A. Werahera	Chief Marshal
Ms A.M.A.C. Senaratna	Assistant Registrar	Mr W.W.M.P.W.L.R.B. Weerasekara	Farm Manager
Ms L.P. Vithanage	Assistant Registrar	Dr K.A.S.G.S. Karunanayake	Project Manager (Construction Works)

1.4 Overall Performance of the Year 2023

1.4.1 Academic Achievements

The University of Peradeniya continued its pursuit of academic excellence in 2023, undertaking various initiatives to enhance its global standing, strengthen internal quality assurance, and develop innovative curricula.

The University of Peradeniya embarked on initiatives to bolster its global rankings, submitting applications for recognition by Clarivate Analytics and QS Sustainable Ranking.

- **Global Rankings**

Type of Ranking	Island Rank	Asia Rank	World Rank
Times Higher Education University Rankings - 2023	01	119	501-600
Times Higher Education Impact Rankings -2023	01	NA	301-400
U.S. News & World Report University Rankings - 2023	01	240	901
QS University Rankings - 2023	01	90	1001-1200
Webometrics Ranking of World Universities - 2023	02	580	1978
UI GreenMetric World University Rankings - 2023	03	145	279

Global Ranking Initiatives

The University actively pursued recognition in international ranking systems, including QS World University Rankings and THE World University Rankings.

Key actions taken to improve ranking included:

- **Launching a revamped website:** With embedded social media platforms and improved accessibility, the new website enhances the University’s online presence and visibility.
- **Expanding digital infrastructure:** Providing GSuite accounts to non-academic staff and encouraging faculty webpages and student society websites to facilitate easier information sharing and communication.
- **Strengthening faculty profiles:** Efforts to maintain and update Google Scholar profiles of academic staff and engage Peradeniya alumni in maintaining their profiles to improve discoverability and expertise recognition.

- **Institutional Review**

The University achieved an outstanding Grade A in the 2023 Institutional Review conducted by the University Grants Commission (UGC), receiving a score of 81.9%. This reflects the University’s unwavering commitment to quality education and continuous improvement. The review identified key strengths in research output, faculty qualifications, and infrastructure development. Areas for improvement included enhancing student participation in quality assurance processes and strengthening international collaborations.

Programme Reviews

The Faculty of Science achieved high standards in the Quality of Education and Standards of Awards at the Programme Reviews for the BSc (Hons) degree programmes conducted in the year 2023. The Programme Reviews have resulted in the following grading;

Cluster 1 of the BSc (Hons) degree programmes (Chemistry, Geology, and Physics) has received an "A" Grade with an Overall Grade of "Very Good" (85.6%)

Cluster 2 of the BSc (Hons) degree programmes (Computer Science, Mathematics, and Statistics) has received an "A" Grade with an Overall Grade of "Very Good" (87.7%)

Cluster 3 of the BSc (Hons) degree programmes (Botany, Zoology, and MBB) has received an "A" Grade with an Overall Grade of "Very Good" (83.7%).

Quality Assurance Initiatives

Quality Assurance Manual of the University of Peradeniya

The Quality Assurance Manual of the University of Peradeniya has been published as an online manual on the Centre for Quality Assurance (CQA) website, aligning with the University website to compile all policies, templates/guidelines/applications and other documents related to IQA approved by the Council. It is regularly updated to include new developments in QA activities, ensuring their efficient and effective operations.

Manual of Procedure for Conduct of Undergraduate Examinations

The Manual of Procedure for Conduct of Undergraduate Examinations of the University of Peradeniya, which include University policies relevant to assessment practices, an overarching comprehensive assessment procedure, regulations relating to examination offences and punishments, duties and responsibilities of examiners, guidelines for moderation, Standard Operating Procedures (SOPs) and relevant templates was published to enhance the quality of assessment practices in all undergraduate study programmes.

Approved Policies/Guidelines during the year 2023

Changes/ Developments/ achievements	Description	Date of Council Approved
Establishing the post of Deputy Director, Centre for Quality Assurance (CQA)	The Deputy Director position will enhance the functions of the CQA and support the achievements of the University's goals.	524 th meeting held on 10.02.2023
Amending the By-laws in relation to the Internal Quality Assurance System of the UoP	The existing By-laws related to the Internal Quality Assurance System of the University of Peradeniya were amended based on decisions made by the Council and the Management Committee of the CQA (MC-CQA). The amendments include; <ul style="list-style-type: none"> Inclusion of the Director, Academic Affairs Division and the Deputy Director of the CQA in the composition of the MC-CQA. Revision of the quorum of members needed to hold a meeting of the MC-CQA to one-third of its membership. 	530 th meeting held on 24.06.2023

Approved Policies/Guidelines during the year 2023 (Contd.)

Changes/ Developments/ achievements	Description	Date of Council Approved
Development of University-level Policies	Policy and Guidelines on Student Engagement in Quality Assurance	525 th meeting held on 25.02.2023
	Privacy Policy of the University of Peradeniya Policy on Student Progression	535 th meeting held on 29.10.2023
Development of SOPs under the University level policies	Revised version of the SOP: Procedure for Developing/ Revising Curricula and Obtaining Approval	525 th meeting held on 25.02.2023
	The Council approved the following SOPs under the “Manual of Procedure for Conduct of Undergraduate Examinations of the University of Peradeniya”. <ul style="list-style-type: none"> • The SOP on Dealing with Examination Offences Conducted by Candidates • The SOP on Reasonable Assessment Adjustments for Students with Disabilities • The SOP on Verification of Results 	535 th meeting held on 29.10.2023
Development of Templates	The Council approved the following templates developed under the revised version of the SOP: Procedure for Developing / Revising Curricula and Obtaining Approval; <ul style="list-style-type: none"> • Programme Specification Template • Checklist for ADPC representative • Identify revisions that require Senate and/or UGC approval 	525 th meeting held on 25.02.2023
	The “Semester Assessment Record” was developed for the continuous assessments of the degree programmes and to help the faculties and departments take appropriate measures to enhance the validity and effectiveness of the assessment of their degree programmes.	524 th meeting held on 10.02.2023
	<ul style="list-style-type: none"> • The “Definition of Full-time and Part-time Postgraduate Programme” • The “Simplified Version of the Conflict-of-Interest Declaration Form” 	525 th meeting held on 25.02.2023
	Revision of the quorum of members needed to hold a meeting of the MC-CQA to one-third of its membership	530 th meeting held on 24.06.2023

Curriculum and Programme Development

The University focused on developing diverse and relevant curricula aligned with international standards.

The following are the syllabi/curriculum revisions carried out during the period under review.

Faculty/ PG Institute	Programme	Meeting No. and Date of Senate Recommendation	Meeting No. and Date of Council Approval
Agriculture	Revised courses of ATM 1 – English course and ICT	480-08.03.2023	527(a)-27.05.2023
	Revised course of the ATM 06 – English Programme (ESL 1001)	487-8.10.2023	536 - 25.11.2023
Engineering	Further enhancing Research Capacity, Output and Culture of the Department of Civil Engineering through PG Programmes	480-08.03.2023	527(a)-27.05.2023
	Revised Curriculum of EE552 – VLSI Design	483-28.06.2023	533-26.08.2023

Faculty/ PG Institute	Programme	Meeting No. and Date of Senate Recommendation	Meeting No. and Date of Council Approval
Engineering	Ph.D. Degree Certificate under a joint Ph.D. Programme between the Royal Melbourne Institute of Technology (RMIT) and the University of Peradeniya (UoP)	486-26.09.2023	535-29.10.2023
	Rules and Regulations relating to the Degree of Bachelor of Science Engineering Honours	488-15.11.2023	537-23.12.2023
	Introduction of New Research Courses for the Postgraduate Diploma, Masters, Master of Engineering, Master of Science and Master of the Science of Engineering Programmes – Department of Electrical and Electronic Engineering	488-15.11.2023	537-23.12.2023
	Curriculum Revision – Bachelor of Science of Engineering Honours Programme	488-15.11.2023	537-23.12.2023
	PhD Degree certificate under a joint PhD Programme between the Royal Melbourne Institute of Technology (RMIT) and the University of Peradeniya	489-13.12.2023	
Management	Alterations to offer courses between the First and Second semesters of the 4000th level of the BBA Honours Degree Programme	485-16.08.2023	534-30.09.2023
	Revised Proposal on “Proposed Shift of Selected 4000 Level Courses from Second Semester to the First semester of the BBA Honours Degree Programme	486 –26.09.2023	535-29.10.2023
	Proposal for a Tailor-made MBA Programme to be offered to Chinese Students through Tomorrow Technology Education Service Center (TTESC), China	487-18.10.2023	536-25.11.2023
	Amendments and Additions to the Rules and Regulations Governing the Postgraduate Programmes	487-18.10.2023	536- 25.11.2023
	Proposed Vision and Mission statements to the Faculty of Management	487-18.10.2023	536- 25.11.2023
Medicine	Guidelines for Student Mobility Programme (SMP)	488 – 15.11.2023	537 -23.12.2023
	Revised Proposal and Mapping for Approval of Fall-Back Qualification for an Existing Undergraduate Programme (As per the UGC Circular 01/YOU)	483-28.06.2023	533-26.08.2023
	Amendment to End Appointment Assessment	486 –26.09.2023	535-29.10.2023
Vet. Medicine	Resubmission of the Modified Academic Transcript	480-08.03.2023	527(a)-7.05.2023
	Revisions to First Year (Semester 1 and Semester 2) Courses of the BVSc 2020 Curriculum	480-08.03.2023	527(a)-7.05.2023
PGIA	Degree: M.Sc. in Environmental Forestry; New Course – CS 5242 Ethnoforestry	481-19.04.2023	527(a)-27.05.2023
	New M.Sc. The curriculum at the SLQF Level 10 Developed Through CDAE Erasmus Agroecology Project (New Curriculum developed in 2022) Curriculum for the Degree of Master of Science in Agroecology (MSc Agroecology).	481-19.04.2023	527(a)-27.05.2023

Faculty/ PG Institute	Programme	Meeting No. and Date of Senate Recommendation	Meeting No. and Date of Council Approval
PGIHS	Proposal for Master of Landscape Archaeology and Postgraduate Diploma in Landscape Archaeology (exit point)	486-26.09.2023	535-29.10.2023
PGIS	Postdoctoral Fellowship/Visiting Scholar Scheme at the Postgraduate Institute of Science (PGIS)	481-19.04.2023	527(a)-27.05.2023
SDC	Establishing the practice of ePortfolio at the University of Peradeniya.	481-19.04.2023	527(a)-27.05.2023
Academic & Council Division	Revised By-laws governing the Postgraduate Research Fellowship of the University of Peradeniya	489-13.12.2023	537-23.12.2023

• **Academic Affairs Division (AAD)**

The Academic Affairs Division (AAD) at the University, inaugurated on 15.06.2022, serves as a new entity within the university overseeing the activities of the Academic Development and Planning Committee (ADPC). The AAD plays a crucial role in facilitating coordination among several divisions and focuses on matters related to academic growth.

• **Major Accomplishments in 2023**

- Establishment of revised ADPC's Terms of Reference.
- Active participation in key meetings and decision-making processes related to academic development and planning.
- Completion of Curriculum Core Group establishment.
- Successful implementation of best practices in academic planning and management in the Faculty of Management.
- Development and implementation of concept notes for various initiatives.

• **Distance Learning Achievements**

The Centre for Distance and Continuing Education (CDCE) witnessed commendable progress in 2023:

- New Academic Offerings: Initiated a Diploma course in Laboratory Technology and are restructuring the Bachelor of Arts Degree programme, catering to diverse learner needs.
- Upcoming BSc programme: Awaiting final approval from the UGC for a new BSc degree programme, expanding distance learning opportunities.
- Increased Enrolment: The new Diploma course saw a positive student response, demonstrating the growing demand for flexible learning options.

1.4.2 Research and Innovation

1.4.2.1 Research Grants Received

	No. of Research Grants	Value (Rs. Mn)
Grants Received (External Funds)	30	47.42
University Research Grants Awarded	26	24.35

1.4.2.2 Research & Development Output Data

Publication Category		Local Publications	Foreign Publications
Number of Publications in Refereed Indexed Journals*		116	264
Number of Publications in Refereed Non-Indexed Journals*		68	27
Number of Conference Proceedings	3.1 Number of Full Papers Presented	65	27
	3.2 Number of Abstract Publications	529	116
Number of Book Chapters Published		7	64
Number of Books/Textbooks Published in the Area of Expertise	5.1 By a Publisher	4	7
	5.2 By an Author	1	0
Total		790	505

1.4.2.3 University Research Council

The University Research Council (URC) strives to facilitate research within the University of Peradeniya by creating a conducive environment for the University community.

2nd Peradeniya University Research Excellence Showcase

Held on August 29, 2023, at the Joint Research and Demonstration Centre for Water Technology, this showcase highlighted novel research and locally developed solutions across various disciplines. Notable awards, including the Prof. Lakshman Samaranayake Award and Tier 4* researcher awards, were presented at the event. The official website of the University Research Council was also launched during this event.

iPURSE 2023

The Peradeniya University International Research Sessions (iPURSE) 2023, themed "Navigating the New Frontiers: Exploring Opportunities," took place on September 20th and 21st. The event attracted scholars, researchers, and academics, featuring presentations and discussions on six sub-themes covering a wide range of research topics.

About 400 extended abstracts were received under these six sub-themes and after a rigorous review process, 300 were selected for presentation over the two days.

Multidisciplinary Research Grants

The URC initiated a scheme to provide Multidisciplinary Research Grants, funding 12 grants over 18 months. The mid-term evaluation of these grants in 2023 aimed to assess progress and impact.

Workshops and Seminars

The URC organized several workshops, seminars, and training sessions throughout the year to enhance research skills and promote ethical research practices in the University community.

E-Newsletter – Research@ UoP

E-Newsletter – Research@ UoP was issued monthly to aware the university community about funding opportunities, research resources, upcoming events, research recognition, news, and a dedicated section for analysis for researchers to express their views. Eleven (11) issues were circulated during the 2023 year.

The Annual Faculty Research Symposium and Awards Ceremony 2022

The Annual Faculty Research Symposium and Awards Ceremony 2022, organized by the Faculty Research Committee of the Faculty of Allied Health Sciences, showcased research work and recognized academic achievements. Notable keynote speeches and research presentations were featured during this event.

1.4.2.4 Technology Commercialization and Industry Engagement

The Business Linkage, Innovation, Incubation, and Technology Transfer Office (BLII-TTO) plays a crucial role in bridging the gap between academia and industry at the University of Peradeniya. In 2023, the BLII-TTO made significant strides in advancing technology commercialization and fostering industry engagement, contributing to the University’s overall research and innovation efforts.

Commercialization Success

Signed two technology licensing agreements, generating Rs. 11 million in revenue for the University through royalties and licensing fees. Notable examples include:

- RESPIRONE NANO AV 99 Mask: Licensed to Sarasavi Industries (Pvt) Ltd., bringing this innovative mask to the market and benefiting public health.
- Smart Inverter and Solar Harnesser: Licensed to Lakdanavi (Pvt) Ltd., accelerating the adoption of sustainable energy solutions.

Ongoing/Completed Business Partnerships in 2023

Partnership Title	Company Name	Key Activities
Commercialization of a type of herbal porridge and its production process.	Non-Disclosure Agreement Between AARA HERBS & SPICES & University of Peradeniya	Initiating, commencing, continuing and concluding the discussion on the commercialization of the herbal porridge.
Development of an Inverter and a control system to manage power generation and a solar harnesser for power cuts.	License Agreement Between Lakdhanavi (Pvt) Ltd. and University of Peradeniya	Further development, quality control, making/ manufacturing, distribution and marketing the product.

Commercialization of the Respirone Nano AV99 Face Mask	License Agreement Between Sarasavi Industries (Pvt) Ltd. and University of Peradeniya	Making/ manufacturing, distribution and marketing the product.
Commercialization of two biofertilizers	Memorandum of understanding between Diesel & Motor Engineering PLC and University of Peradeniya	Further development and commercialization of two bio fertilizers.
Commercialization of a Selective Tea Harvesting Machine	Memorandum of understanding between Bhoomi Tech (Pvt) Ltd and University of Peradeniya	Further development and commercialization of the product

Licensing Agreements Signed in 2023

Agreement Title	Technology Name	Licensee Name	Key Provisions
License Agreement Between Lakdhanavi (Pvt) Ltd. and University of Peradeniya	An Inverter and a control system to manage power generation and a solar harnesser for power cuts.	Lakdhanavi (Pvt) Ltd	A non-refundable Licensing fee of 50000 LKR - Royalty of 2.5% of the Licensee's net revenue - Rate of royalty payment of 2.5% shall be re-negotiated 2 years after the 1 st commercial sale

Details of Patents in 2023

Faculty	Department	Inventor/ Developer	Name of the Patent	Patent Application Number
Engineering	Electrical and Electronic Engineering	Prof. Aruna Gunawardena	A device and method for communication or sensing through lossy media using resonant magnetic coupling	22800
	Civil Engineering	Dr S.K Navaratnarajah	Grid Under Sleeper Pad (TUSP) for railway applications	22792
	Electrical and Electronic Engineering	Mr S.P.V Ashan	A Multispectral imaging system for both transmittance and reflectance measurements of liquid and solid specimens.	22796
Mr L.B.I.P Thilakasiri		A Multi-sensory Fetal Movement Analyzing Device	22798	
Science	Botany	Dr A.D.S.N.P Athukorala	Formulation of a herbal product against superficial candidal infections	22794
	Chemistry	Prof. A.D.L.C Perera	A process for manufacturing a functional food incorporating nano encapsulated resveratrol and curcumin in k-carrageenan	22793
		Dr W.S.S Gunathilake	Combinations of turmeric with coffee, curry leaves or poison nut extracts and wound healing properties of thereof	22799
	Geology	Prof. N.W.B Balasooriya	A synthesis of nano-fluorapatite and its derivatives	22795
	Chemistry	Dr J.M Susanthi Jayasingha	Development of a Novel Larvicidal Agent from Combined Plant Extracts Encapsulated Chitosan Nanoparticles to Control Larvae of Dengue Vector Mosquitoes Aedes Aegypti and Ades Albopictus	22797
Prof. Namal Priyantha		A sensor device to detect copper (II) ions in an aqueous solution using ion-selective electrodes	22955	

Industry Collaboration

- Co-organized the SECRA University-Industry Engagement workshop, promoting entrepreneurship among undergraduates.
- Organized an Open Day discussion session aimed at fostering collaboration between academia and industry, attracting key stakeholders like BOI officials, industry representatives, and environmental authorities.
- Featured University innovations in the Jathika Mehewara TV programmes and the industry 2023 Exhibition, raising public awareness and potential partnerships.
- Collaborated with IFC and national agencies to conduct workshops for inventors on technology commercialization aspects like valuation, negotiation, IP protection, and pitching.
- Organized "Coffee Chat" programmes to motivate undergraduate students towards entrepreneurship by inviting successful entrepreneurs.

External Recognition

- Received Rs. 10 million from AHEAD/OMST and the World Bank for successful phase IV progress evaluation.
- Honoured at the Ministry of Education ceremony for "Recognizing Successful Commercialization of University Research" for three key innovations: RESPIRONE NANO AV 99 Mask, Open-source Smart Inverter, and Robotic Arm for Tea Plucking.
- Received a certificate of completion for the AHEAD/UBL grant from the Ministry of Education and the World Bank.

1.4.2.5 AHEAD Project

Several grants were awarded under AHEAD, including Innovation Commercialization Enhancement (ICE), Enriching Learning, Teaching and Assessment (ELTA) and English Language Skills Enhancement (ELSE), Development Oriented Research (DOR), and Research Innovation Commercialization (RIC). These grants targeted various faculties and departments across the University.

Expenditure Highlights

The overall expenditure of AHEAD grants reached 89.80%, with notable allocations and utilization percentages in different categories.

The year 2023 marked the conclusion of all grants, with project coordinators making efforts to optimize the remaining funds. Despite economic challenges, procurements and civil works were completed by June 30, 2023. Project Activity Templates were revisited to prioritize essential items amidst rising prices. Extensions were granted, but time constraints affected optimal fund utilization.

HRD Grant and Recipients

The HRD grant managed by the OTS office faced challenges as six recipients resigned, necessitating recovery actions. Only one recipient completed studies, and nine are still pursuing theirs. Despite a 7% and 5% increase in financial assistance, some grantees declined the augmented amounts.

Achievements

Civil works and equipment grants were largely successful, with completed activities in the Faculty of Veterinary Medicine & Animal Sciences and Allied Health Sciences. ELTA-ELSE grants showed varying degrees of utilization, with some exceeding 90%. Evaluation visits and progress showcases recognized the achievements and challenges faced by project coordinators.

Details of Total Expenditure of the AHEAD PROJECT Grants as at 31.12.2023

Grant	Grant Allocation	Cumulative Expenditure	Total Expenditure	Total	% of funds utilized
Innovation Commercialization Enhancement (ICE)	120,000,000.00	102,339,222.12	11,039,855.11	113,379,077.23	94.48
Development Oriented Research (DoR)	208,000,000.00	177,531,866.35	22,397,118.63	199,928,984.98	96.12
Research Innovation Commercialization (RIC)	85,000,000.00	78,551,696.71	4,966,865.93	83,518,562.64	98.26
HRD	154,185,915.57	117,950,672.07	19,479,745.80	137,430,417.87	89.13
UBL	20,000,000.00	5,723,365.39	9,711,769.96	15,435,135.35	77.18
Enriching Learning, Teaching & Assessment & English Language Skills Enhancement (ELTA ELSE – FACULTY)	480,000,000.00	325,566,030.64	134,818,127.92	460,384,158.56	95.91
ELTA ELSE – DEPARTMENTAL	72,000,000.00	51,566,381.19	17,690,045.45	69,256,426.64	96.19
Implementation of IT for Arts Initiative, Faculty of Arts- (Under ELTA ELSE)	36,500,000.00	26,375,486.25	7,301,705.35	33,677,191.60	92.27
Civil Works	280,740,000.00	150,766,196.17	31,774,228.38	182,540,424.55	65.02
Equipment Grant	155,389,299.32	125,363,136.09	26,456,633.00	151,819,769.09	97.70
Total	1,611,815,214.89	1,161,734,052.98	285,636,095.53	1,447,370,148.51	89.80

1.4.2.6 Multidisciplinary University Research & Innovation Centre

Multidisciplinary University Research & Innovation Centre (MuNIC) aims to contribute to Sri Lanka's knowledge-based economy by fostering innovations and bridging the gap between research and industries. In 2023, MuNIC focused on modifying its Constitution and By-Laws to enable a flexible financial model and initiated plans for the University of Peradeniya Science Park (UPSP), which could significantly impact the University's landscape.

Key Activities and Major Accomplishments of MuNIC in 2023

- Completed drafting the By-laws and Constitution of MuNIC.
- Submitted a report to the Council recommending the formation of a 'Company Limited by Guarantee' to enhance self-revenue activities, along with a corresponding Cabinet paper.

- Advertised the Company Secretary position to prepare the Company Articles for the proposed entity.
- Presented the UPSP concept to the Council, included it in the University's 2042 centenary calendar, and sought funding from JICA and IFC.
- Identified land for UPSP near the Agriculture Biotechnology Unit, with initial discussions underway.

1.4.3 International Collaborations

The International Relations Office (InRO) at the University of Peradeniya serves as a key facilitator for promoting international engagement and academic exchange programmes.

In 2023, the InRO facilitated various higher educational opportunities for the University students and staff members, including programmes such as the JICA Knowledge Co-Creation Programme, JICA Master’s Programme, and PhD admissions at international institutions.

It also provided support for numerous scholarships offered by different countries and organizations, enabling students and staff to pursue their academic goals abroad.

The InRO actively collaborated with European Union programmes like Erasmus+ to enhance institutional capacity building, and organized workshops, events, and awareness sessions to introduce study, cultural exchange, funding, and collaborative opportunities to the University community.

Notable events in 2023 included the International Week, Education Expo, Francophonie, and International Symposium on Pathogen Genomics, aimed at expanding international collaborations and exposing students and staff to global educational opportunities.

International Week

A major accomplishment in 2023 of InRO was the successful organization of the International Week for the second consecutive time, in collaboration with esteemed partners such as JICA Sri Lanka Office, Japanese Embassy, Assistant High Commission of India, and others.

The International Week aimed to expand international collaborations, expose students and staff to global educational opportunities, and strengthen the university’s international presence, positioning it as a prominent hub for knowledge exchange and academic excellence on the international stage.

International Partnerships/Links and Collaborations in 2023

Partner Name	Country	Type of Partnership	Start Date	Key Activities	Outcomes
JICA and Sri Lanka Japan Study Centre (SLJSC)	Japan	Short Course Programme	13-01-2023	Japan’s development, including public health, science and technology, agriculture, administrative systems, foreign policy, and international relations.	Eight Educated programmes were conducted.

International Partnerships/Links and Collaborations in 2023 (Contd.)

Partner Name	Country	Type of Partnership	Start Date	Key Activities	Outcomes
Niigata University, Japan	Japan	Double Degree Programme	10-01-2023	Dual degree programme in Science, Faculty Exchange	Graduates with dual degrees, enhanced faculty collaboration
Higher Education Commission of Pakistan	Pakistan	Establishment of the Centre of Asian Civilization and Culture	07-02-2023	Conducting meetings to establish the centre	Establishment of the Centre of Asian Civilization and Culture
Gomel State Medical University, Belarus	Belarus	Letter of Intent	17-02-2023	Possible academic collaborations including student and staff exchanges between the two universities and the possibility of clinical training	Student exchanges, possible clinical training
Indian Institute of Technology Palakkad (IITP)	India	MoU	07-03-2023	Possible academic collaborations including student and staff exchanges	Student and staff exchanges and other possible collaborations
Queensland University of Technology (QUT)	Australia	Joint Ph.D programme	25-04-2023	Continuation of the joint Ph.D programme	Joint Ph.Ds
Indian Institute of Technology, Indore	India	Planning to sign an MoU	23-05-2023	Possible academic collaborations including student and staff exchanges	Student and staff exchanges and other possible collaborations
Tomorrow Technology Education Service Centre (TTESC), China	China	Planning to sign an Agreement	25-05-2023	Initiate Joint Ph.Ds and Masters	Joint Ph.Ds and Masters
Russian House, Colombo	Russia	Establishment of Russian Language Unit	27-06-2023	Establishment of the Coordination Unit of the Study of Modern Languages (CSML) in its new premises of the Kannangara Building	Unit of the Study of Modern Languages (CSML)
Russian House, Colombo	Russia	Initiate Russian Language course	27-06-2023	Initiate Russian Language course	Russian Language course
Lobachevski State University of Nizhny Novgorod, Russia	Russia	Planning to sign an Agreement	19-09-2023	Possible academic collaborations including student and staff exchanges	The MoU that was sent by the Lobachevski State University of Nizhny Novgorod, Russia is being processed under the Department of History.

International Partnerships/Links and Collaborations in 2023 (Contd.)

Partner Name	Country	Type of Partnership	Start Date	Key Activities	Outcomes
Swedish Research Collaboration	Sweden, Nigeria, India	Research collaboration	04-10-2023	Research project on "Novel Nano-structures for performance enhancement of low-cost solar cells"	Research project on "Novel Nano-structures for performance enhancement of low-cost solar cells"
Assistant High Commission of India, Kandy	India	Initiate Hindi Language Course	23-10-2023	Initiate Hindi Language course	To create Hindi Language Programme in University of Peradeniya
U-Created Education	China	Planning to sign an Agreement	23-12-2023	To create student exchange programmes	Student exchanges and other possible collaborations

International Student Mobility Programmes

Program Name	Type Programme	Target Audience	Number Participants	Partner Institutions
Exchange Programme	Student Exchange	Undergraduate Students	2 Students	Fukuoka Women's University, Japan
Exchange Programme				Saitama University, Japan
HUSTEP Programme				Hokkaido University, Japan
Exchange Programme				Dongguk University, South Korea
Exchange Programme				Wurzburg University, Germany

MoUs Signed in 2023

University/ Faculty	Role of the Activity	Collaborative Agency	County
University of Peradeniya	The double degree programme aims at fostering the exchange of students	Graduate School of Science and Technology of Niigata University	Japan
	To establish a cooperative exchange programme	University of Illinois	Chicago
	To promote knowledge exchange and collaboration	JICA Sri Lanka Office	Japan
	To strengthen future academic collaborations	Gomel State Medical University	Belarus
Agriculture	Academic Collaboration	Esslingen University of Applied Sciences	Germany
	Academic Collaboration	University of Illinois	USA
	Mutual Cooperation	Chung-Ang University	Republic of Korea
	Mutual Cooperation	Kookmin University	Korea
Allied Health Sciences	Letter of Intent	Chung-Ang University	Japan
	Memorandum of Understanding (MOU)	Tokyo Metropolitan University	Japan
Dental Sciences	Student Staff Exchange, Academic Exchange	GSL Institution	India
	Academic Cooperation	IPS Academy, Institute of Engineering & Science, Indore	India
	Academic Cooperation	Cancer Research, Subang Jaya	Malaysia

MoUs Signed in 2023 (Contd.)

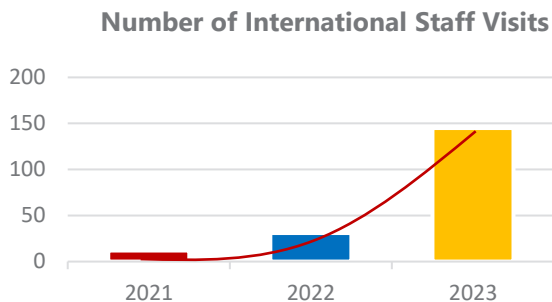
University/ Faculty	Role of the Activity	Collaborative Agency	County
Engineering	NDA and the Licensing Agreement	Cancer Research, Subang Jaya	Malaysia
	Joint Ph.D. Programme	RMIT	Australia
	Inter-Institutional Agreement	University of Oradea	Romania
	Inter-Institutional Agreement Learning Mobility	Vytautas Magnus University	Lithuania
	Student Staff Exchange	GLA University	India
	To Collaborative Research	Indian Institution of Technology Palakkad (IITPKD)	India
	Certificate Course in Japan Modernization	(JICA Sri Lanka Office)	Japan
Medicine	Research Collaborative Agreement	Chinese University of Hong Kong	Hong Kong
	Respire 2 International Consortium Agreement	University court of the university of Edinburgh and 22 other universities	United Kingdom
Veterinary Medicine & Animal Science		International Atomic Energy Agency (IAEA)	Australia
	II Ocean Country Partnership Programme (OCP) Scholarships MoU		
	III Safeguarding policy for grant recipients and partner bodies	The Association with Commonwealth University	United Kingdom
	IIII International Data Transfer Agreement - ICO		
	Students and Staff Exchange	University of Padua	Italy

International Conferences Organized and Hosted in 2023

Conferences/ Programme	Organized by	Date of Held
The South Asian Nitrogen Hub Annual Conference	Faculty of Agriculture	October 2 nd - 6 th
The Peradeniya International Economics Research Symposium (PIERS)	Faculty of Arts	September 1 st
The 7 th International Tamilology Research Conference	Faculty of Arts	May 30 th - 31 st
IEEE 17 th International Conference on Industrial and Information Systems (ICIIS)	Faculty of Engineering	August 25 th - 26 th
International Conference on Mathematics and Mathematics Education (ICMME) - 2023	Faculty of Science	July 14 th - 15 th
JICA Programme for Japan Modernization Studies	SLJSC	October 17 th
Peradeniya University International Research Sessions (iPURSE) 2023	URC in collaboration with all 9 faculties	September 20 th – 21 st
35 th PGIA Annual Congress	PGIA	November 17 th
PGIHS - Research Congress	PGIHS	December 15 th
International Conference on Disaster Risk Reduction and Climate Change (DRRCC-2023)	PGIHS	October 7 th
RESCON - 2023	PGIS	November 3 rd - 4 th
The 3 rd International Conference of the Centre for Environmental Sustainability (ICCES)	CES	August 25 th

Information on International Staff Visits

Year	Number of International Staff Visits
2023	145
2022	31
2021	12



Commemoration of the Russian Day

The Russian Day at the University of Peradeniya, organized by the International Relations Office (InRO) in collaboration with the Russia House, Colombo, was held on July 27, 2023, marking a celebration of Russian culture and language. The event welcomed esteemed guests, including Madam Maria Popova, the First Secretary of the Embassy of Russia in Colombo and Director of the Russian House in Colombo, along with university officials and students. Highlights of the day included the opening ceremony, attended by the University dignitaries and distinguished guests, as well as various activities showcasing Russian culture. A notable moment was the visit of Madam Maria Popova to the Department of Classical Languages of the Faculty of Arts to inaugurate its Coordination Unit of the Study of Modern Languages (CSML). Additionally, students had the opportunity to experience Russian cinema with the screening of the award-winning movie "Moscow Does Not Believe in Tears" at the Faculty of Medicine.

• **Sri Lanka-Japan Study Centre**

The Sri Lanka-Japan Study Centre made significant contributions to research collaboration and academic exchange in 2023:

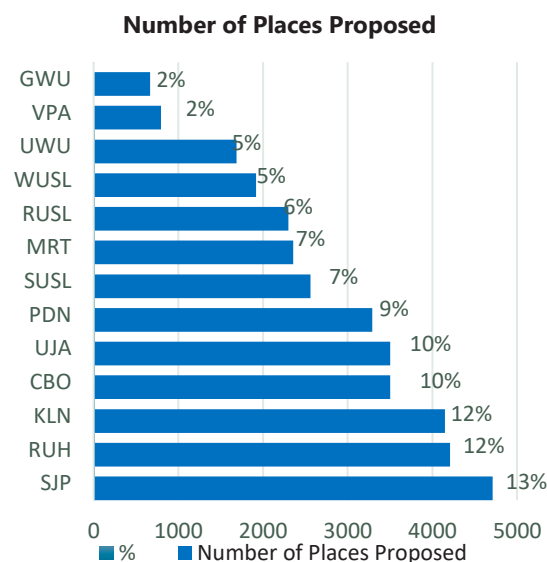
- Successfully conducted the Second JICA Chair Programme from November 2022 to February 2023, fostering academic collaboration between Sri Lanka and Japan.
- Commenced the third JICA Chair Programme in October 2023, signaling continued commitment to enhancing bilateral research partnerships.
- Hosted the eighth Sri Lanka-Japan Collaborative Research Conference (SLJCR-2023) virtually on October 21, 2023, after a three-year hiatus due to the COVID-19 pandemic.
- Conducted eight JICA Chair Programmes in 2023, with approximately 400 active participants, fostering academic collaboration and knowledge transfer.
- Initiated the third JICA Chair Programme in October 2023, conducting multiple sessions as hybrid events to facilitate broader participation and engagement.

1.4.4 Student Demographics and Enrolment

1.4.4.1 Students (New Entrants)

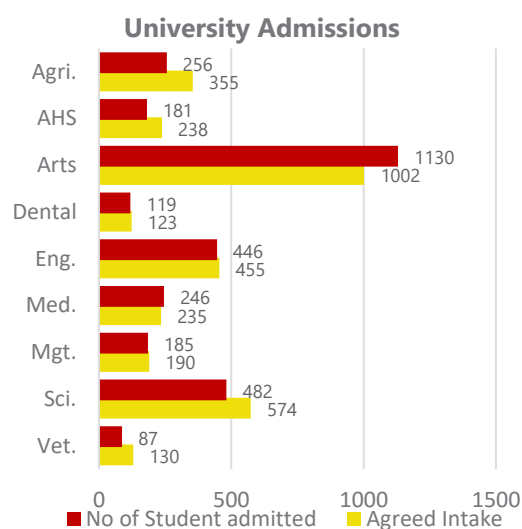
Distribution of Total Numbers of places proposed for University Admission for the Academic Year 2022/2023

University	Total Number of Places Proposed	%
University of Sri Jayewardenepura (SJP)	4713	13
University of Ruhuna (RUH)	4209	12
University of Kelaniya (KLN)	4150	12
University of Colombo (CBO)	3504	10
University of Jaffna (UJA)	3501	10
University of Peradeniya (PDN)	3290	9
Sabaragamuwa University of Sri Lanka (SUS)	2563	7
University of Moratuwa (MRT)	2357	7
Rajarata University of Sri Lanka (RUSL)	2302	6
Wayamba University of Sri Lanka (WUSL)	1917	5
Uva Wellassa University of Sri Lanka (UWU)	1689	5
University of the Visual and Performing Arts (VPA)	794	2
Gampaha Wickramarachchi University (GWI)	666	2
Total	35655	100



New Entrants to Undergraduate Degree Programmes 2023 (2021/22) Batch

Faculty	Date of Admission	Agreed Intake	No. of Student admitted		
			Local	Foreign	Total
Agriculture	June 8	355	256	-	256
Allied Health Sciences	July 4	238	181	-	181
Arts	May 29	1002	1130	-	1130
Dental Sciences	May 4	123	119	-	119
Engineering	March 12	455	446	-	446
Management	June 2	190	185	-	185
Medicine	January 30	235	237	08	246
Science	June 9	574	482	-	482
Vet. Medicine	July 11	130	87	-	87
Total		3302	3123	08	3131



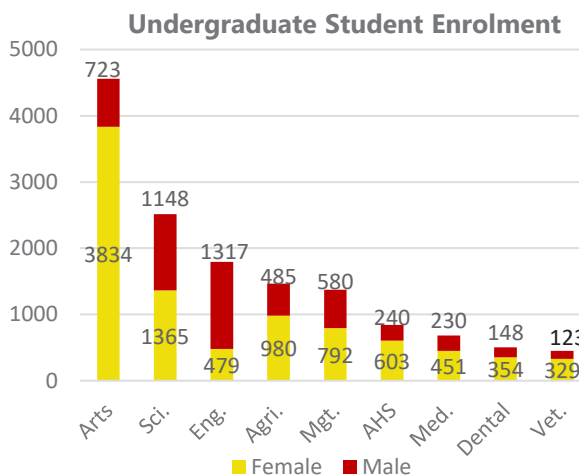
Student Enrolment

Undergraduate Student Enrolment by year of Intake

Faculty	2021/2022	2020/2021	2019/2020	2018/2019	2017/2018	2016/2017	Total	%
Agriculture	313	325	307	280	240	0	1465	10
Allied Health Sciences	198	234	185	181	45	0	843	6
Arts	1170	1184	1235	968	0	0	4557	32
Dental Sciences	118	117	116	77	74	0	502	4
Engineering	447	455	480	414	0	0	1796	13
Management	184	165	170	162	0	0	681	5
Medicine	247	253	244	210	205	213	1372	10
Science	508	547	555	500	403	0	2513	18
Vet. Medicine	107	105	80	89	71	0	452	3
Total	3292	3385	3372	2881	1038	213	14181	100

Undergraduate Student Enrolment by Gender

Faculty	Undergraduate Students		
	Male	Female	Total
Agriculture	485	980	1465
Allied Health Sciences	240	603	843
Arts	723	3834	4557
Dental Sciences	148	354	502
Engineering	1317	479	1796
Management	230	451	681
Medicine	580	792	1372
Science	1148	1365	2513
Vet. Medicine	123	329	452
Total	4994	9187	14181



The above table displays the number of undergraduate students enrolled in each Faculty at the University. As of December 31, there is a total of 14,181 undergraduate students enrolled, with 9,187 (64.78%) being female and 4,994 (35.22%) being male.

The Faculty of Arts has the largest number of students with 4,557, followed by the Faculty of

Science with 2,513 and the Faculty of Engineering with 1,796. The Faculty of Veterinary Medicine & Animal Science has the smallest number of students with 452.

The percentage of female students is highest in the Faculty of Arts (84.13%) and lowest in the Faculty of Engineering (26.67%).

Foreign Student Enrolment - Undergraduate Degree Programme

Faculty	Course	UGC Intake Year						Total
		2021/22	2020/21	2019/20	2018/19	2017/18	2016/17	
Medicine	MBBS	8	15	9	5	0	8	45
Total		8	15	9	5	0	8	45

External Student Enrolment - CDCE

Programme	2023			2022			2021			2020		
	M	F	T	M	F	T	M	F	T	M	F	T
Bachelor of Arts (General) – Old Scheme	340	1000	1340	526	1086	1612	600	1335	1935	600	1335	1935
Bachelor of Arts (General) – New Scheme	1057	4069	5126	1116	4346	5462	1116	1024	1276	864	3322	4186
Bachelor of Business Administration	545	635	1180	437	508	945	450	532	982	534	481	1015
Diploma in Management and Development	-	-	-	-	-	-	-	-	-	-	-	-
Total	1942	5704	7646	2079	5940	8019	2166	2891	4193	1998	5138	7136

M- Male F- Female T- Total

Postgraduate Student Enrolment

Faculty	Total						%
	New Entrants			Student Enrolment			
	M	F	T	M	F	T	
Allied Health Sciences	4	17	21	17	47	64	0.6
Dental Sciences	0	0	0	2	5	7	0.1
Engineering	63	29	92	1605	498	2103	20.7
Management	10	23	33	49	100	149	1.5
Medicine	2	2	4	12	30	42	0.4
Vet. Medicine	1	6	7	52	133	185	1.8
PGIA	77	181	258	720	1459	2179	21.5
PGIHS	193	349	542	990	2361	3351	33.0
PGIS	77	141	218	874	1128	2002	19.7
PGIMS	27	31	58	27	31	58	0.6
Total	454	779	1233	4348	5792	10140	100

M- Male

F- Female

T- Total

General Convocation - 2022

The University of Peradeniya proudly hosted its 84th General Convocation on May 24th and 25th, 2023, honouring 3873 graduands from nine Faculties and three Postgraduate Institutes. Led by Chancellor Prof. G.H. Peiris, the ceremony awarded 2724 bachelor's degrees and 1149 postgraduate degrees.

The convocation, divided into three sessions, acknowledged graduates from various faculties and institutes. Distinguished individuals, including Prof. P.C.A. Ratnatunga and Prof. C.B. Dissanayake, received Honorary Doctorates for their contributions to Medicine and Science. Dr. Palitha T.B. Kohona was honoured for his work in International Relations.

Organized by the Convocation Organizing Committee, chaired by Deputy Vice-Chancellor, Prof. Terrance Madhujith, the event showcased the University's commitment to excellence. Livestreamed for global audiences, it celebrated academic achievements and remarkable contributions.

Undergraduate Student Performance

Faculty	2023	2022	2021	2020	2019
Agriculture	305	252	186	212	197
Allied Health Sciences	170	167	156	148	128
Arts	900	903	836	967	932
Dental Sciences	72	72	0	87	86
Engineering	428	-	367	380	380
Management	159	159	152	119	148
Medicine	209	206	213	202	205
Science	417	371	340	418	421
Vet. Medicine	64	64	0	64	54
Total	2724	2194	2250	2597	2551

Postgraduate Student Performance

Faculty/ Institute	2023	2022	2021	2020	2019
AHS	1	1	-	-	-
Dental Sciences	1	-	-	32	-
Engineering	126	71	40	112	57
Management	20	16	-	-	-
Medicine	14	10	5	8	9
Vet. Medicine	39	58	7	5	28
Postgraduate Institute of Agriculture	198	117	80	151	305
Postgraduate Institute of Science	314	228	192	270	263
Postgraduate Institute of Humanities & Social Sciences	433	288	235	199	459
Total	1148	789	559	777	1121

External Student Performance

Programme	2023	2022	2021	2020	2019
Bachelor of Arts (Old Syllabus)	272	161	663	275	432
Bachelor of Arts (New Syllabus)	339	-	-	-	-
Bachelor of Business Administration (Online)	20	37	-	31	28
Total	631	198	663	306	460

Career Guidance in 2023: Empowering Students for Success

Established in 2001, the Career Guidance Unit (CGU) at the University strives to empower students by helping them identify their strengths, explore career options, and develop employability skills. With a vision of enabling every student to reach their full potential and contribute meaningfully to society, the CGU offers a range of services and initiatives.

Empowering through Courses and Workshops

- Certificate Course on Career Development: Equipping first and second-year students with crucial skills like self-assessment, career exploration, and personal branding.
- Short Course in Information Technology: Upskilling undergraduates, postgraduates, and staff with practical Microsoft Office tools relevant to academic and professional demands.
- Tailored Training and Workshops: Covering diverse topics like transitioning to university, soft skills development, career exploration, pursuing higher studies, and mental health awareness.

Individualized Support through Career Coaching

- Psychometric Tests and Career Planning: Offering personalized guidance through assessments and tailored plans to help students identify strengths and align skills with career aspirations.
- CV Reviews and Mock Interviews: Preparing students for successful job applications and interviews through expert feedback and practice opportunities.
- Target-Oriented Learning Guidance: Helping students connect their academic choices with their career goals.

Fostering Entrepreneurial Spirit

Entrepreneurship Programmes and Mentoring: Providing aspiring entrepreneurs with resources, guidance, and mentorship to help them launch and thrive in their ventures.

Connecting Students with Opportunities

- "We Lead Career Fiesta": Organizing the University's largest career fair, facilitating interaction with industry professionals and exploring job/internship possibilities.
- Working Students Assistantship Programme (WSAP): Offering short-term paid placements within the University, combining financial support with valuable work experience.

Engaging With Community

University to Community Programmes (U2C): Empowering students to contribute to societal well-being through community engagement activities, fostering social responsibility and leadership skills.

1.4.5 Staff Recognition and Human Resource Development

1.4.5.1 Staff Statistics

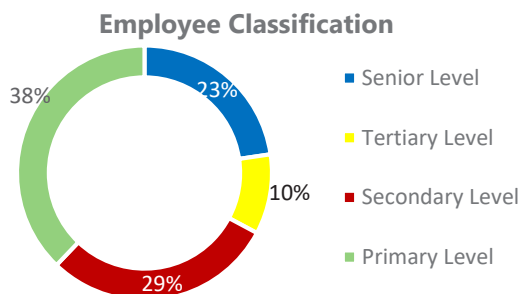
Approved Cadre and Present Staff

Staff Category	Salary Scale	Approv Cadre	Existing Staff					
			Permanent			Temporary		
			Male	Female	Total	Male	Female	Total
Academic Staff	U-AC 3 to U-AC 5	1144	439	405	844	2	-	2
	U-AC 1 to U-AC 2	468	-	-	-	136	331	467
Library Staff	U-AC 5	1	1	-	1	-	-	-
	U-AC 4	1	-	2	2	-	-	-
	U-AC 3	17	6	7	13	-	-	-
Administrative Staff	U-EX 3	1	1	-	1	-	-	-
	U-EX 2	15	3	11	14	-	-	-
	U-EX 1	22	2	13	15	-	-	-
Financial staff	U-EX 3	2	1	-	1	-	-	-
	U-EX 2	15	8	4	12	-	-	-
	U-EX 1	14	1	6	7	-	-	-
Other Executive Staff	U-EX 3	-	-	-	-	-	-	-
	U-EX 2	9	5	2	7	-	-	-
	U-EX 1	4	7	-	7	-	-	1
Medical Officers	U-MO 2	1	-	-	-	-	-	-
	U-MO 1	5	1	1	2	-	5	7
Academic Support Staff	U-AS 2	32	14	28	42	-	-	-
	U-AS 1	56	5	5	10	-	-	-
	U-EX 2	-	-	-	-	-	-	-
Technical Staff	U-EX 1	-	7	7	14	-	-	-
	U-MN 4	2	34	44	78	-	-	-
	U-MN 3	-	8	-	8	-	-	-
	U-MN 2	7	3	-	3	-	-	-
	U-MN 1	-	2	-	2	-	-	-
	U-MT 1	461	168	102	270	-	8	8
Clerical & Allied Staff	U-MN 4	5	34	67	101	-	-	-
	U-MN 3	34	18	8	26	-	-	-
	U-MN 2	13	6	2	8	-	-	-
	U-MN 1	515	129	262	391	-	-	-
Primary Staff	U-PL 3	242	306	17	323	-	-	-
	U-PL 2	244	128	16	144	-	-	-
	U-PL 1	962	592	86	678	-	-	-
Other		1	-	-	-	-	-	-
Total		4293	1929	1095	3024	138	331	469

Employee Classification

Service Category	Salary Code	Permanent		Total
		Male	Female	
Senior Level				
Professors/Senior Professors/Librarian	U-AC 5	169	97	266
Associate Professors/ Deputy Librarian	U-AC 4	4	3	7
Senior Lecturers/ Senior Assistant Librarian/ Assistant Librarian	U-AC 3	273	314	587
Senior Executives	U-EX 3	2	-	2
Middle-Level Executives	U-EX 2(a)	16	17	33
Middle-Level Executives	U-EX 2			
Chief Medical Officer	U-MO 2	-	-	-
Medical Officers	U-MO 1	1	1	2
Tertiary Level				
Academic support - Segment 1	U-AS 2	14	28	42
Junior Executives/ Managers	U-EX 1	17	26	43
Academic Support - Segment 2	U-AS 1	5	5	10
Secondary Level				
Staff Assistant /Supra & Senior Staff Assistant	U-MN 4	68	111	179
Associate Officers - Segment 1	U-MN 3	26	8	34
Associate Officers - Segment 2	U-MN 2	9	2	11
Management Assistant - Technical	U-MT 1	168	102	270
Management Assistant-Non-Technical	U-MN 1	131	262	393
Primary Level				
Primary Grade - Skilled	PL-3	306	17	323
Primary Grade - Semi-Skilled	PL-2	128	16	144
Primary Grade - Unskilled	PL-1	592	86	678
Total		1929	1095	3024

The University has a total of 3,024 staff members across nine different categories, with the largest category being Primary Staff, which accounts for 38% of the total staff. Technical Staff and Clerical & Allied Staff (29%) are the next largest category. These numbers can be used to provide an overview of the staff composition of the University.



Approved Cadre and Present Academic Staff (Teaching Staff only)

Staff	Salary Scale	Approved Cadre	Permanent			Temporary			
			M	F	T	M	F	T	
Professor	Senior Professor	U-AC 5 (I)	76	13	5	18	-	-	-
Chair	Professor	U-AC 5 (II)		13	10	23	-	-	-
Senior Professor		U-AC 5 (I)		28	9	37	-	-	-
Professor		U-AC 5 (II)		114	73	187	-	-	-
Associate Professor		U-AC 4		4	1	5	-	-	-
Senior Lecturer Gr. I		U-AC 3(I)	1060	52	44	96	-	-	-
Senior Lecturer Gr. II		U-AC 3(II)		146	125	271	2	-	2
Lecturer		U-AC 3(III)		10	19	29	-	-	-
Lecturer (Probationary)		U-AC 3(IV)		59	119	178	-	-	-
Registrar (Medical)		U-AC 3	8	-	-	-	-	-	-
Radiation Protection Officer		U-AC 3(IV)		-	-	-	-	-	-

Approved Cadre and Present Academic Staff (Teaching Staff only) (Contd.)

Staff	Salary Scale	Approved Cadre	Permanent			Temporary		
			M	F	T	M	F	T
Temporary Lecturer/ Temp. Asst. Lecturer	U-AC 2 (fixed)	468	-	-	-	37	88	125
Temporary Research Assistant	U-AC 2/ U-AC (fixed)		-	-	-	1	11	12
Temporary Demonstrator	U-AC 1 (fixed)		-	-	-	51	148	199
Temporary Instructor	U-AC 1 (fixed)		-	-	-	45	84	129
Temporary Tutor	U-AC 1 (fixed)		-	-	-	-	-	-
Total		1612	439	405	844*	136	331	467

* The University has a total of 860 permanent academic staff members, including both teaching and non-teaching staff. Among the non-teaching staff, the University has 16 library staff members who play a crucial role in supporting the academic community.

Academic Support Staff

Faculty/ Department	No. of Permanent Staff		
	Male	Female	Total
Faculty of AHS	1	-	1
Faculty of Art	1	19	20
Faculty of Dental Sciences	-	2	2
Faculty of Engineering	-	3	3
Faculty of Medicine	-	1	1
Faculty of Science	2	-	2
Centre for Distance and Continuing Education (CDCE)	-	1	1
Career Guidance Unit	1	1	2
Computing Centre - Engineering	2	1	3
Library	3	-	3
Physical Education Division	3	2	5
Financial Administration Division	1	1	2
Information Technology Centre	5	2	7
Total	19	33	52

Non-Academic Staff by Place of Work

Faculty/ Department/ Centre	Administrative Staff	Financial Staff	Other Executive Staff	Technical Staff	Clerical & Allied Grade Staff	Primary Staff	Total
Agriculture	1	1	-	35	21	53	111
AHS	1	1	-	20	17	26	65
Art	2	1	-	12	37	32	84
Dental Sciences	1	1	-	73	28	48	151
Engineering	1	1	2	48	23	112	187
Management	1	1	-	-	12	9	23
Medicine	1	1	-	75	42	78	197
Science	1	1	-	38	22	58	120
Vet. Medicine	-	1	1	24	17	32	75
IT Centre	-	-	-	-	1	-	1
Career Guidance Unit	-	-	-	1	2	2	5
Library	2	-	-	3	47	23	75
Physical Education Division	-	-	1	-	3	24	28
CDCE	1	1	-	-	21	5	28

Non-Academic Staff by Place of Work (Contd.)

Faculty/ Department/ Centre	Administrative Staff	Financial Staff	Other Executive Staff	Technical Staff	Clerical & Allied Grade Staff	Primary Staff	Total
Senate House	15	-	4	1	129	122	271
Health Centre	-	-	2	15	2	38	57
Security Services	-	-	1	-	12	82	95
Maintenance Division	-	-	2	14	7	179	202
Landscape Division	1	-	1	4	1	81	88
Transport Division	-	-	-	-	-	67	67
General Administration	-	-	-	1	15	9	27
Dodangolla Exp. Station	-	-	1	3	2	30	36
Mahailluppallama Teaching Unit	-	-	-	2	1	9	12
Livestock Field S- Udaperadeniya	-	-	1	3	-	17	21
Financial Administration	-	10	-	3	64	9	86
Total	30	20	14	375	526	1148	2112

Staffing Enhancements

The University has made remarkable advancements in bolstering its staffing capacity over the past year. In conjunction with its established workforce, the University has strategically appointed 254 staff members to bolster its operational framework. These appointments, facilitated through a rigorous national competitive bidding process, have been drawn from the private sector. Among these appointments are 124 sanitary labourers, 120 private security officers, and 10 gully laborers designated to fortify the Maintenance Division. In actively engaging with the local community, the University takes pride in offering employment avenues through these appointments.

Expansion of Human Resources for Enhanced Self-Sustainability

The Cooperative Management Division (CMD) of the University has taken proactive measures by appointing 67 contractual staff members for faculties, divisions and centres who operate beyond the sanctioned cadre. This strategic initiative not only serves to fortify the University's financial resilience but also generates supplementary employment opportunities, thereby contributing to the broader socioeconomic ecosystem.

Staff Category	Approved Cadre	2023		2022		2021	
		No.	%	No.	%	No.	%
Academic Staff	1163	860	73.9	900	77.3	908	78.0
Academic Support Staff	88	52	59.1	58	65.9	60	68.2
Non-Academic Staff	2574	2112	82.1	2209	85.8	2249	87.3
Total	3825	3024	79.0	3167	82.7	3217	84.0

The table lists a total of 1163 academic cadres, with 1142 cadres affiliated with the faculties, 2 cadres within the VC Office, and 19 cadres among library staff.

1.4.5.2 Recognizing and Rewarding Excellence

- **Staff Performance Awards**

On January 1, 2023, 27 non-academic staff members received awards based on pre-determined criteria. These awards recognize top performers within the categories of Technical & Allied, Management Assistants & Allied, and Primary Grades. The best employee in each category received a cash prize alongside a certificate, while others were awarded certificates of excellence. This programme acknowledges outstanding individual contributions and encourages continued dedication.

- **Long Service Award Ceremony**

Coinciding with the University's Open Day on July 1st, 2023, a ceremony honored the long service of 101 employees. The University recognized their commitment and loyalty as follows:

- 5 employees received accolades for 40 years of service
- 36 employees were acknowledged for 35 years of service
- 24 employees were celebrated for 30 years of service.
- 36 employees were recognized for 25 years of service.
- This ceremony signifies the University's deep appreciation for the invaluable contributions of long-serving employees who have shaped its journey and success.

Additionally, the University took pride in celebrating the achievements of its faculty members:

- **Colours Award Ceremony – 2022**

The Colours Award Ceremony for the year 2022 was held on June 17, 2023, to appreciate the best performers excelling in Inter-University, National, and international competitions. This event honoured 148 sportsmen and 58 women athletes for their exceptional performance, with 118 sportsmen and 62 sportswomen receiving half colours.

- **Honorary FRCS for Prof. M.D. Lamawansa**

Prof. M.D. Lamawansa, Vice-Chancellor of the University, received an Honorary FRCS from the Royal College of Physicians and Surgeons of Glasgow for his exceptional contributions to surgery and medical education. This prestigious accolade was conferred upon him on September 5, 2023, at the University of Glasgow, Scotland, UK.

- **CVCD Excellence Awards**

Prof. Deepthi Yakandawala and Dr Nadeesh M. Adasooriya, esteemed faculty members, were honoured with CVCD Excellence Awards for their outstanding contributions in the fields of Life Sciences and Engineering, Architecture, and Technology, respectively. These awards, presented by the Committee of

Vice-Chancellors and Directors of state universities and institutes, recognize their exceptional impact within the Sri Lankan state university system.

- Presidential Awards for Scientific Research**

Several researchers from the University received Presidential Awards for scientific research for publication years 2019 and 2020. Their contributions were recognized by the National Research Council of Sri Lanka at a ceremony held on November 21, 2023, at the Sirimavo Bandaranaike Memorial Exposition Centre of the BMICH in Colombo.

- Lifetime Achievement Award for Prof. Buddhi Marambe**

Prof. Buddhi Marambe of the Department of Crop Science, Faculty of Agriculture was awarded the prestigious "Lifetime Achievement Award" by the International Weed Science Society (IWSS) for his significant contributions to the field of weed science. The award ceremony took place on December 8, 2022, at the closing session of the 08th International Weed Science Congress held in Bangkok, Thailand.

- Order of the Rising Sun for Prof. Upul B Dissanayake:**

Prof. Upul Dissanayake, former Vice-Chancellor of the University of Peradeniya and the Chairman of the Board of University Administration, was honored by the government of Japan with the Order of the Rising Sun, Gold Rays with Neck Ribbon. He was recognized for his contributions to promoting academic exchanges and mutual understanding between Japan and Sri Lanka.

Academic Staff Excellence – Awards Received in 2023

Faculty	Name of the Award	National / International	Description of the Award	Name of the Awardee
Research				
Dental Sciences	Professor Lakshman Samaranayake Research Excellence Award - 2023		The Award(s) is presented to academic staff who are actively engaged in research and are in the permanent cadre of the University of Peradeniya, having conducted research at the highest international level	Prof. B.S.M.S Siriwardena
	Tier 4 research award		Based on transparent research performance scheme stipulated in the UGC circular 05/2018.	
	Best Undergraduate Energy research Project	National	This award was awarded by the Sri Lanka Energy Managers Association (SLEMA) for the best undergraduate project related to Energy.	Mr Pisindu Danusha Baddegama
Engineering	IEEE Electronic Design Competition 2023		Winners of the IEEE Electronic Design Competition 2023	Mr Vimukthi Ashan, Mr Supun Dassanayake, Mr Darsha Udayanda, Mr Tharindu Kavinga
	Sir Mokshagundam Visvesvaraya Award	International	Outstanding overseas papers published in the Institution of Civil Engineers (ICE - UK) Journals in 2023	S.K Navaratnarajah

Academic Staff Excellence – Awards Received in 2023 (Contd.)

Faculty	Name of the Award	National / International	Description of the Award	Name of the Awardee
Management	Research Excellence Award	National	Outstanding Research Activities in 2023 within the Faculty under the Senior Lecturer Category	Prof. S. Kodithuwakku
	Best Rapid Report Award	International	American Journal of Physiology – Heart and Circulatory Physiology, Best Rapid Report Awarded at APS Summit 2023	Dr Damsara Nandadeva
	Best Journal Publication	National	Best journal publication 2022. Awarded by the Ceylon College of Physicians. Paper: Changes of attention-related brain activity over 6 months after acute organophosphate pesticide poisoning: a prospective follow-up study. Clinical Toxicology. 2022; 60(5):576-584.	Prof. W.D.M.T.L Dassanayake
Medicine	First Place		Oral presentations	Prof. C.N.R.A. Alles Prof. J.G.S Ranasinghe Dr A.W.D.T. Ambagaspitiya
	President's Awards for Scientific Research for Publication – 2019/2020	National	The National Research Council of Sri Lanka (NRC) confers the Presidential Awards annually to recognize the top 100 research papers published in journals with the highest SCImago Journal Ranking (SJR).	Prof. W.M.D.R Iddawela Prof. W.D.S.J Wickramasinghe
	Most Outstanding Senior Researcher	National	CVCD Excellence Award	Prof. D.M.D Yakandawala
	Eminent Women Scientist Award		Advancement of Scientific Knowledge in the Field of Life Sciences	Prof. G.A.D Perera
	Centre for Excellence in Landslide Research	International	The Engineering Geology Research Team of the Department of Geology, led by Dr. Jagath Gunatilake, received recognition from the Center for Excellence in Landslide Research at the 16th World Landslide Forum in Florence, Italy, held from November 14 to 17, 2023.	Dr Jagath Gunatilake
	Fellow of The World Academy of Science (TWAS)		Prof. Rohana Chandrajith has been elected as a Fellow of TWAS, under the Earth, Climate and Environmental Science category. The membership will officially commence on January 1, 2024.	Prof. Rohana Chandrajith
Science	President's Awards for Scientific Research for Publication – 2019/2020		The National Research Council of Sri Lanka (NRC) confers the Presidential Awards annually to recognize the top 100 research papers published in journals with the highest SCImago Journal Ranking (SJR).	Prof. Atula Senaratne Dr P.L. Dharmapriya Prof. T.M.W.J. Bandara
	Certification of Completion	National	For the successful completion of the project titled "Utilization of natural red earth in the northwest coastal belt, Sri Lanka as an economic deposit" and achievement of targets.	Dr Nadeesha Koralegedara
	SUSRED Awards 2020/2021		SUSRED (Support Scheme for Supervision of Research Degrees) is an NSF award given to Supervisors of postgraduate research degrees (MPhils and PhDs), in recognition of their service to the nation.	Dr J.M.S.J. Menike

Academic Staff Excellence – Awards Received in 2023 (Contd.)

Faculty	Name of the Award	National / International	Description of the Award	Name of the Awardee
Veterinary Medicine & Animal Science	Best Research Paper in Animal Health - SLVA Scientific Sessions	National	Best Research Paper in Animal Health awarded at the Scientific Sessions of the Sri Lanka Veterinary Association	Dr N.M.T. Anupama
	President’s Awards for Scientific Research for Publication – 2019/2020	National	The National Research Council of Sri Lanka (NRC) confers the Presidential Awards annually to recognize the top 100 research papers published in journals with the highest SCImago Journal Ranking (SJR).	Dr H.M.T.K. Karunarathna
National/Community Projects and Contributions				
Allied Health Sciences	iRuFARS 2023	National	This was awarded in recognition of the support provided to the international congress held at the University of Ruhuna	Prof. M.H.F. Sakeena
	Global Impact award			Mr S Mayooran
Veterinary Medicine & Animal Science	IAEA Technical Cooperation Project RAS 5096	International	Grant (Value EURO 1,881,255)	Prof. B.R Fernando
	UNIDO Support Under EU Funded BESPA Food Project		Grant (Value ~LKR 7,000,000)	Prof. B.R Fernando
Other				
Allied Health Sciences	SUSRED award (Support Scheme for Supervision of Research Degrees)	National	This NSF award is given to supervisors of postgraduate research degrees in recognition of their service	Dr N. R Amarasinghe
Management	Teaching Excellence Award	National	Excellence in Teaching Activities in 2023 in the Faculty	Prof. S Kodithuwakku Mr M.V.R.U.K.B Ariyaratna

1.4.5.3 Professional Development

Academic and Administrative Staff registered for Postgraduate Degrees - Local & Foreign

Department/ Division/ Unit	Name of the Staff	Designation	Postgraduate Degree	Source of Funding	Duration of the Course	Country
Allied Health Sciences						
Pharmacy	Ms. J.S. Madushani	Lecturer (Probationary)	M.Sc.	Commonwealth	1 Year	UK
Dental Sciences						
Basic Sciences	Dr D.W.V.N. Dissanayaka	Lecturer	MD		4 Years	Sri Lanka
Restorative Dentistry	Dr N.S. Narasinghe	Lecturer	MD	Self-funded	4 Years	Sri Lanka
Oral & Maxillofacial Surgery	Dr R.M.S.H.B. Medawela	Lecturer (Probationary)	MD Training in Oral & Maxillofacial Surgery	UGC	2 Years	UK
	Dr R.A. Chandrasiri			UGC	5 Years	Sri Lanka

Academic and Administrative Staff registered for Postgraduate Degrees - Local & Foreign (Contd.)

Department/ Division/ Unit	Name of the Staff	Designation	Postgraduate Degree	Source of Funding	Duration of the Course	Country
Prosthetic Dentistry	Dr R.M.S.G.K. Rasnayaka	Lecturer	MD-Post local training	UGC	1 Year	Sri Lanka
Prosthetic Dentistry	Dr A.A.A.K. Wimalarathne	Lecturer (Probationary)	MD overseas training	UGC	1 Year	Australia
Oral Medicine and Periodontology	Dr P.M. Peiris		MD		1 Year	Sri Lanka
	Dr B.M.C.A. Bandaranayaka		MD overseas training		1 1/2 Years	Australia
Engineering						
Engineering Management	Mr. I.W.N. Bandaranayake	Senior Lecturer Grade II	PhD	UGC	3 Years	Australia/ Sri Lanka
Management						
Management Studies	Ms. R.M.C. Kumari	Senior Lecturer Grade II	PhD		3 Years	Sri Lanka
	Mr. D.I.J. Samaranayake		PhD		4 Years	UK
Medicine						
Parasitology	Dr S.D. Lenadora	Lecturer	Postgraduate Diploma in Medical Microbiology	Self-funded	14 Months	Sri Lanka
Anesthesiology & Critical Care	Prof. Saman Nanayakkara	Professor	MA in History	Self-funded	1 Year	Sri Lanka
Forensic Medicine	Dr E.M.K.B. Ekanayake	Lecturer (Probationary)	MD Forensic Medicine		5 Years	Sri Lanka
Science						
Molecular Biology and Biotechnology	Ms. S.I Karunaratne	Lecturer (Probationary)	PhD (reading)	University of Melbourne Research Scholarship	4.5 Years	Australia
Statistics and Computer Science	Mr. PT Weerasinghe		PhD	Self-funded	3 Years	Australia/ Sri Lanka
Statistics and Computer Science	Ms. BRPM Basnayake	Lecturer (Probationary)	MPhil	Self-funded	3 Years	Sri Lanka
Veterinary Medicine and Animal Science						
Veterinary Pathobiology	Dr P.G.A.S. Palkumbura	Lecturer (Probationary)	PhD	Self-funded	5 years	Canada
Library						
Main Library	Mr. S.A. Jeewan	Assistant Librarian	MLS	University and Self-funded	3 Years	Sri Lanka
Main Library	Mr. H.M. Isuru Herath	Assistant Librarian	MSSC	University Funds	2 Years	Sri Lanka
Library Network	Ms. L.P. Vithanage	Assistant Registrar (Library Services)	MSSC	University Funds	2 Years	Sri Lanka
Other						
Internal Audit Division	Ms. A.G.F Fazna	Senior Assistant Internal Auditor	Master's Degree in Forensic Audit and Accounting	Self-funded	1 Year	UK

Professional Development Initiatives at the Staff Development Centre

Established in March 1999, the Staff Development Centre (SDC) of the University has been instrumental in conducting staff development activities across all categories of the University, extending its services to other educational institutions as well.

Certificate Courses

- Two Certificate Courses on Leading and Managing Universities were conducted in February and August, targeting mid-career academic staff members.
- Certificate Course in Teaching in Higher Education (23rd programme) was conducted from February to June, aligning with UGC requirements for probationary academic staff members.

Capacity Building Programmes

- Senior Student Counsellors and Rag Prevention and Welfare Committee Members: Conducted one-day introductory programmes and small group teaching sessions.
- Management Assistants: Organized the 6th capacity building programme in January.
- Technical Officers: Conducted a seven-day programme to empower technical officers as proactive agents of change.
- Lab Attendants: Conducted a programme to enhance the skills of lab attendants.
- Schoolteachers: Expanded services by conducting a programme for schoolteachers, focusing on holistic learner development.

Workshops and Awareness Programmes

- CN-ePortfolio Workshop: Launched workshops to promote CN-ePortfolio among academic staff members.
- Mentoring Programme: Conducted mentoring programmes for academic staff in the Faculty of Allied Health Sciences.
- Onboarding Programme: Organized an onboarding programme for newly recruited academic staff members.
- Awareness Programme on Green Procurement: Collaborated with the Committee on Sustainability to conduct an awareness programme on green procurement.

1.4.5.4 Promotions and Appointments

Leadership Reinforcements: Key Appointments in 2023

In 2023, the University proudly welcomed esteemed professionals to crucial leadership roles, fortifying its commitment to academic prowess, administrative efficacy, and pioneering research endeavors.

The following distinguished individuals have assumed pivotal positions within the University, each contributing their expertise and vision to propel the institution towards greater heights:

Appointments

- Prof. R.H Kuruppuge assumed the role of the 4th Dean of the Faculty of Management, starting on August 18, 2023.
- Dr Chandana Jayawardena assumed the esteemed role of Director of the Human Resource Development Unit (HRDU) from July 11, 2023.
- Dr J.M.U.U.K Jayasinghe spearheads the Information Technology (IT) Centre as its Director from April 18, 2023.
- Dr W.D Chandrasena stepped into the role of Director at the Staff Development Centre (SDC) from September 7, 2023.

Appointments to the Society

The Institution of Engineers, Sri Lanka (IESL) has announced the appointment of Professor Ranjith Dissanayake, Senior Professor in the Department of Civil Engineering, Faculty of Engineering as its new President, effective October 2023.

1.4.5.5 Strengthening Accountability and Integrity

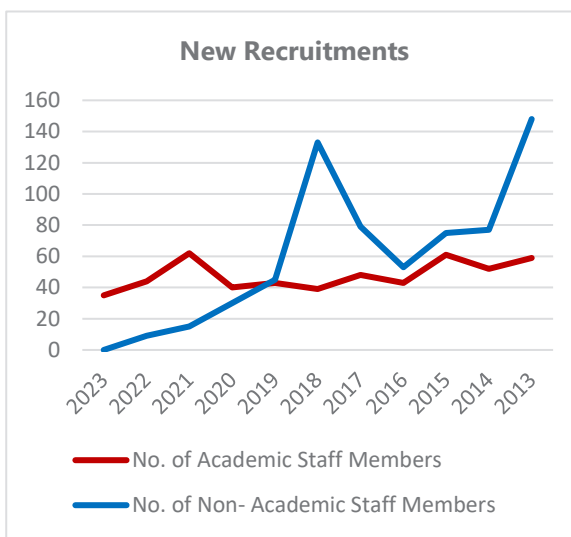
- Managing Bond Obligations: Minimizing Violations and Maximizing Recoveries (64 Bond Violators, 19 settlements, Rs. 75,754,744.54 recovered, three Ph.D. completions leading to Rs. 314,866.18 in recoveries, and 42 active violators)
- Streamlining Recruitment: Utilizing Online Portal for Shortlisting Faculty

Academic Staff Recruitment and Promotions

Faculty	Recruitment		Promotion	
	Designation	No. of Staff	Designation	No. of Staff
Agriculture	Senior Lecturer II	1	Senior Lecturer II	1
	Lecturer (Probationary)	5		
AHS	Lecturer (Probationary)	6	Senior Lecturer I	2
			Senior Lecturer II	6
Arts	Lecturer (Probationary)	3	Senior Professor	1
			Senior Lecturer II	7
Dental Sciences -	-	-	Senior Professor	2
			Senior Lecturer II	2
			Lecturer	2
Engineering	Lecturer (Probationary)	3	Senior Professor	1
			Professor	5
			Associate Professor	1
			Senior Lecturer II	1
Management	Lecturer (Probationary)	4	Professor	1
			Senior Lecturer II	4
Medicine	Lecturer (Probationary)	4	Senior Professor	1
			Professor	7
Science	Senior Lecturer I	1	Senior Lecturer I	3
	Senior Lecturer II	1		
	Lecturer (Probationary)	4		
Vet. Medicine	Lecturer (Probationary)	3	Professor (Chair)	1
			Professor	1
Total		35		46

New Recruitments – Academic and Non-Academic Staff

Year	No. of Academic Staff Members	No. of Non-Academic Staff Members	Total
2023	35	-	35
2022	44	09	53
2021	62	15	77
2020	40	30	70
2019	43	45	88
2018	39	133	172
2017	48	79	127
2016	43	53	96
2015	61	75	136
2014	52	77	129
2013	59	148	207



Summary of recruitments, retirements, resignations, and deceased staff as of December 31, 2023

	Academic Staff	Academic Support	Non-Academic Staff	Total
Recruitments	35	-	-	35
Retirements	19	-	68	87
Resignations	36	6	32	74
Deceased	03	-	01	04

1.4.5.6 Human Resource Development

Established Human Resource Development Unit

The Human Resource Development Unit (HRDU) was established with the approval of the 525th meeting of the Council held on February 25, 2023. HRDU has the mandate of addressing the overall Human Resources aspects of the University. It includes the specific functions of periodical review of cadre requirements of the University, Liaise with UGC and DMS to secure approval for annual cadre requirements, Formulation of the HR development plan, conducting training programmes in liaison with SDC, designing and implementing Performance Management System and facilitate/undertake other HRM functions (Onboarding, Reward management, employee relations, employee health, and safety, etc.) The founding Director of the HRDU was appointed in July 2023.

Key Activities and Initiatives Undertaken in 2023

- Employee training and development:** A survey was conducted to identify the training needs and improve the job satisfaction and quality of work life of non-academic staff. Based on the survey results, training programmes will be designed and implemented in 2024.
- Onboarding programme for new academic staff:** An onboarding programme was inaugurated in October 2023 for newly appointed academic staff members. A second session was held in November based on feedback from the participants.

- **Offboarding session for retiring non-academic staff:** An offboarding session was inaugurated in November 2023 for non-academic staff who are due to retire. The session educated participants on pre-retirement and retirement benefits and gathered suggestions from them.
- **Session on 'How to make Research Rewarding':** A session was conducted in December 2023 to encourage executive officers and non-academic staff members to conduct research. The session will be held monthly in 2024.
- **Streamlining academic establishment functions:** Meetings were held with the officials of the Academic Establishments Division to streamline the functions of the Division. A database/system will be developed to increase the efficiency of the Division.
- **Streamlining non-academic establishment functions:** The importance of knowledge transfer was highlighted at meetings with the officials of the Non-Academic Establishments Division. Eleven standard operating procedures were finalized, and a resource person was identified for the development of an online system to streamline the functions of the Division.

1.4.5.7 Safeguarding the University's Interests in 2023

The Legal & Documentation Division plays a crucial role in protecting the University of Peradeniya's legal interests and ensuring smooth operations. In 2023, the Division actively handled a diverse range of matters, demonstrating its commitment to upholding legal compliance and resolving challenges effectively.

- **Protecting the University in Court**
 - Successfully handled 91 court cases across various levels, including the Supreme Court and District Courts, securing the University's position in legal disputes.
 - Resolved 68 old bond violations, demonstrating efficiency in addressing legacy issues.
 - Instituted 16 legal actions in various courts to recover outstanding finances and enforce legal obligations.
- **Maintaining Internal Integrity**
 - Conducted 40 preliminary and 15 formal inquiries to address internal concerns and uphold fair practices.
 - Coordinated 5 Sexual and Gender-based Harassment and Sexual Violence Prevention Committee (SGBVC) investigations, ensuring a safe and respectful campus environment.
 - Facilitated 9 Grievance Committee meetings to address employee concerns and foster a positive workplace culture.
- **Promoting Transparency and Efficiency**
 - Responded to applications and appeals submitted under the Right to Information Act, facilitating transparency and public access to information.
 - Contributed expertise to various University committees appointed by the Vice-Chancellor, ensuring legal compliance in policy development and inquiries.
 - Reviewed policies submitted by the Internal Quality Assurance Unit (IQAU), safeguarding their legal soundness and upholding academic standards.

University Legal Activity Summary

Activity	Number of Cases
Preliminary Inquiries	40
Formal Inquiries	15
Sexual & Gender-based Harassment Investigations	5
Grievance Committee Meetings	9
Court Cases Navigated	91
Bond Violations Resolved	68
Legal Actions Instituted	16
MOUs/Agreements Reviewed	101
Cases Concluded	9
Cases Concluded in Favor	8

1.4.6 Health and Well-being Programmes

1.4.6.1 Mobile Clinic for Healthy Life

The Department of Nursing of the Faculty of Allied Health Sciences initiates a mobile clinic service named “Mobile Clinic for Healthy Life” as an income-generating activity. It provides a wide variety of health services for working professionals at their workplaces. The main aims of this clinic are to screen working adults for selected non-communicable diseases and provide necessary tips to maintain a healthy lifestyle. The first clinic was conducted successfully at the DFCC bank premises, Kandy on January 26, 2023.

1.4.6.2 University Health Centre

The University's Health Centre is committed to providing comprehensive health services to its diverse community, including students, University employees, and their families.

Here are some key initiatives and numbers from the year 2023.

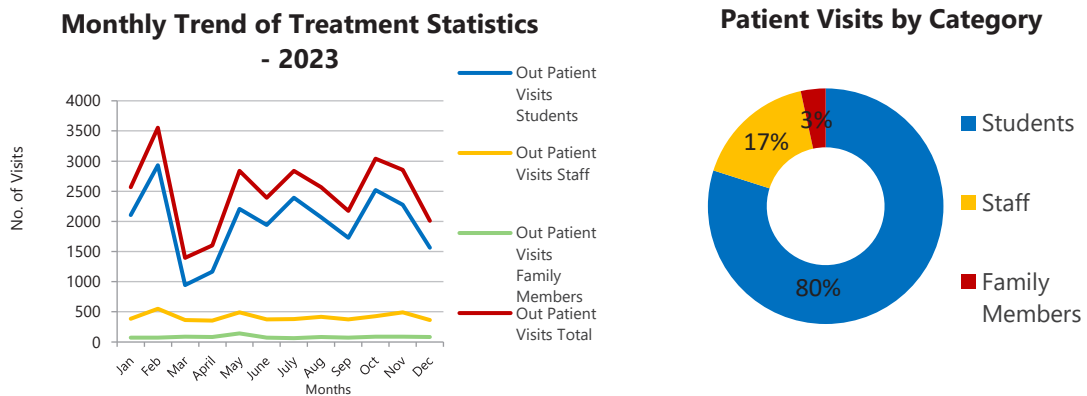
Non-communicable Disease Screening Programme: In 2023, the Health Centre conducted a screening programme for non-communicable diseases for staff members aged over 35. A total of 593 employees were examined during the year, with all necessary investigations done free of charge for diagnosed patients. This program aims to identify and manage chronic health conditions among staff, promoting their well-being and longevity.

Medical Clinic: A medical clinic was established to provide ongoing healthcare services to diagnosed patients in 2023. This initiative ensures that individuals receive necessary medical attention and support. The clinic operated once a month, providing medical examinations and consultations for the University employees.

Counselling and Psychological Support Unit: The establishment of a Counselling Unit in 2022 provided 24-hour counselling services, including psychological support and follow-up programmes for students and staff members. A total of 2011 visits for students and staff attached to the University were recorded during the year. This initiative addresses mental health needs and promotes emotional well-being among employees.

Health Education Workshops: In 2023, various health education workshops were conducted at faculty and department levels, educating staff members on topics such as food and housing sanitation, first aid, and mental health awareness. These workshops reached a significant number of staff members, enhancing their awareness of health-related issues and promoting a healthier work environment.

- **Cultivation War:** The implementation of the cultivation war initiative, aimed at maintaining mental health during the COVID-19 pandemic, continued in 2023. Activities such as composting, organic material development, and tree planting were carried out. This initiative not only promotes physical health but also fosters a sense of community and well-being among staff members.
- **Awareness Programmes:** Various awareness programmes on topics such as mental illness diagnosis, emergency management, and risk management were conducted for Health Centre staff throughout 2023. These programmes equipped staff members with the necessary knowledge and skills to handle diverse situations effectively and contribute to the overall well-being of the University community.



1.4.6.3 The Counseling and Psychological Support Unit

The Counseling and Psychological Support Unit (CaPSU) at the University has been instrumental in promoting the health and well-being of our esteemed staff members. Through a series of proactive measures and initiatives, CaPSU has strived to create a supportive environment conducive to mental health awareness and assistance.

The Counseling and Psychological Support Unit was launched in August 2022, dedicated to addressing the psychological needs of students at the University of Peradeniya. Since its inception, the unit has served 1128 students, providing essential mental health support services.

Here are some highlights of the initiatives undertaken:

Awareness Programmes: Throughout 2023, the CaPSU conducted numerous awareness programmes on stress, anxiety, depression, and mental well-being. These programmes were conducted at various locations, including faculties, halls of residences, and orientation programs for new students. Additionally, workshops on mentoring, capacity building, and recognition and referral of students to CaPSU were organized for mentors, senior student counselors, and University staff.

Information Sharing: To disseminate knowledge and information, the CaPSU circulated guidelines, handbooks, flyers, and educational videos on psychological problems among the University students and available support services. These materials aimed to increase awareness and promote help-seeking behaviors among students and staff.

Major Accomplishments: In 2023, the CaPSU successfully intervened in high-risk situations, preventing suicide attempts in more than 72 students. The Unit also introduced self-assessment tools for mental health and established a high-risk student register for each faculty to monitor and support students in need.

Establishment of Intermediate Care Centre: A significant achievement was the establishment of the Intermediate Care Centre within the Health Centre to accommodate students with incomplete recovery. This facility provides temporary housing, counseling services, and recreational activities for students in need of ongoing support.

1.4.6.4 Agrahara Insurance Scheme

The University Grants Commission has granted approval to implement the Agrahara Insurance Scheme for employees in response to the request made by the Trade Unions of the university system. The 483rd meeting of the Council confirmed and approved the implementation of the Agrahara Insurance Scheme. As of 2023, there are 2092 members enrolled in the scheme, with 61 new members joining during the year.

Key Highlights in 2023

Membership: 2092 members enrolled; 61 new individuals became members.

Number of Claims Submitted in 2023: 387

Database Development: A database for the Agrahara Insurance payment system has been developed, enhancing the efficiency of managing insurance-related processes.

1.4.6.5 Physical Education

The Physical Education Division serves as the governing body for physical education and sports at the University, striving to enhance the physical and mental well-being of the student population. It supports sports and recreational activities as lifelong pursuits. The department's primary role includes organizing and implementing intramural sports and recreational events for undergraduate students, facilitating participation in competitive sports organized by external bodies, and periodically conducting workshops and lectures in sports promotion, physical education, and sports science.

Academic Development

Continuing Education and Professional Development

- Diploma in Exercise & Sports Science: The Physical Education Division successfully ran the Exercise & Sports Science Diploma Course in collaboration with the Faculty of Medicine. The new batch commenced their coursework on October 22, 2022.

- Support for Other Programmes: The Division actively supported the B.Ed. Degree Programme and Post Graduate Diploma in Physical Education by providing lectures and practical sessions throughout the year, contributing to the professional development of educators and coaches.

New Degree Programme

A B.Sc. Hons in Sports and Exercise Science degree program is in development, collaborating across multiple faculties, showcasing an interdisciplinary approach to physical education.

International and National Representation

- FISU World University Games: A student represented Sri Lanka men's swimming at the prestigious FISU World University Games in China.
- National Women's Baseball Team: A student joined the National Women's Baseball team, competing in the III BFA Women's Baseball Cup in Hong Kong.
- Active National Participation: The University participated in numerous national tournaments, including the Gold Cup & Silver Cup Football Tournament, National Athletic Championships, Intermediate Boxing Tournament, Division II Cricket Tournament, Central Province Novices Wrestling Championship, and National Novices Weightlifting Meet.

University Competitions: 14th Sri Lanka University Games: The University achieved excellent results at SLUG 2023, securing championships in chess (women), carrom (women), and hockey (men). Overall, the University ranked 5th in both women's and men's categories.

Student Sports and Recognition

- Tennis Dominance: University tennis teams triumphed at the Aero Sports Tennis tournament (men's singles, men's doubles, mixed doubles) and the Mahaweli Reach Tennis tournament (men's and women's doubles, singles runner-up).
- Table Tennis Victories: Victories in open women's singles and open men's singles at the DSR Ayllapperuma Memorial Central Province Open Ranking Table Tennis Championship.
- Karate Medals: A male player secured two bronze medals in individual and team Kata events, while female players earned a bronze in the Kumite event at the National Sports Festival.
- Carrom Achievement: Silver medal in women's doubles at the National Youth Sports Festival.
- Colours Award Ceremony: 148 athletes received full colours and 118 received half colours, recognizing their outstanding achievements in various competitions.

Promoting Student Wellness

Wellness Programme for New Entrants: The Physical Education Division conducted a programme to encourage new students to engage in physical activities, identify talents, and recruit to university sports teams.

Educational Initiatives

- Physical Education & Sports Training: Offered training programmes, strength training, and conditioning programmes.
- Non-credit Subjects: Exploring the introduction of non-credit subjects related to Sports & Physical Education for undergraduate students.

1.4.6.6 Student Welfare

The University of Peradeniya is committed to ensuring the well-being of its student body both financially and socially. In 2023, several initiatives and programmes aimed at student welfare were successfully implemented, demonstrating the University's dedication to supporting its students.

Financial Support

Mahapola and Bursary: 7,278 students received Mahapola Scholarships, and 819 benefited from Bursary payments, demonstrating the University's commitment to financial accessibility.

Scholarships and Studentships: Various scholarships and studentships catered to underprivileged and deserving students:

- AAUP Working Student Assistantship Programme: initially supported 55-70 students, later expanded to 45-60.
- Rajitha Kariyawasam Studentship: expanded to 15 additional students with increased monthly allowance.
- Tennyson and Vinitha Scholarship: provided Rs. 10,000 per month to 10 students and 3 students with special needs.
- Mosvold Martinus Foundation Scholarship: provided monthly support of Rs. 10,000 to 75 underprivileged students from November 2023 to March 2024.
- Lesley Gunawardena Scholarship: benefited 42 students across 8 faculties with a total deposit of Rs. 200 million.
- AAUP New Zealand Chapter sponsorship: supported 33 students with Rs. 3,000 per month for six months.
- University Studentship: assisted 150 first-year students with Rs. 3,000 per month until receiving the Mahapola scholarship.

Building a Supportive Environment

- Student Union and Societies: All nine faculties elected their respective Student Unions, and 102 Societies and Clubs were registered, fostering student engagement and activity.
- Significant Enrolment: The Working Student Assistantship Programme provided part-time jobs to 133 students (97 non-engineering and 36 engineering).

Other Student Welfare Initiatives

- Assisting students with concessionary season tickets for transportation.
- Facilitated distribution of used laptops to students.
- Fostered participation in university events.
- Established trust between students and administration.

1.4.6.7 Student Support Services and Welfare System (SSS&WS)

The Student Support Services and Welfare System (SSS&WS) at the University plays a vital role in ensuring the overall well-being and success of its student body. Established in accordance with UGC guidelines, the SSS&WS functions across six core categories:

- Shared amenities and services, including recreational and sports facilities.
- Curative and preventive healthcare services.
- Facilities for social, cultural, creative, and aesthetic pursuits.
- Students' well-being, encompassing mental health support and counseling services.
- Grievance redress and counseling systems to address student concerns.
- Security and discipline measures to maintain a safe and conducive learning environment.

Activities of Student Support Services and Welfare System in 2023

Throughout the year 2023, the SSS&WS at the University of Peradeniya undertook various initiatives and programs aimed at fulfilling its multifaceted role in supporting students. Some key activities include:

Accommodation Facility Enhancement: Renovation and furnishing of hostels, initiation of plans for new residential facilities, and continuation of affordable accommodation options for students.

Canteen Services: Price revisions and infrastructure upgrades in canteens, ensuring affordable essential food packs for students, and providing necessary support to canteen owners.

Health and Counseling Services: Provision of comprehensive medical services, including vaccinations and emergency care, collaboration with the CaPSU for psychological support and counseling, and establishment of an Intermediate Care Centre.

Financial Aid and Scholarships: Offering various financial aid programmes and scholarships, streamlining application processes, and securing external scholarships to support students from diverse backgrounds.

Student Clubs and Organizations: Encouraging active participation of student clubs and organizations in cultural, sports, and recreational activities to promote holistic student development and alleviate academic stress.

Physical Education Division: Organizing successful inter-university championships, outbound training programmes, and extending access hours for gym and swimming pool facilities to promote physical fitness and well-being among students.

1.4.7 Finance and Accounting

Undoubtedly, economic hardships have touched every aspect of the University operations. Despite implementing various measures to reduce expenses and minimize wastage, the University has been confronted with increased tariffs and prices, adding to our financial challenges. Nevertheless, we have remained steadfast in our commitment to student welfare, enhancing sports facilities, renovating hostels, improving canteen amenities, and providing studentships.

Revenue

Type of Revenue	2023 Rs.
Total Revenue from non-Exchange Transaction-Current	9,021,339,827.50
Total Revenue from Exchange Transaction-Current	687,371,655.09
Total Revenue-Current	9,708,711,482.59
Total Revenue-Capital	1,111,871,157.52
Total Revenue	10,820,582,640.11

Expenditure

Type of Expenditure	2023 Rs.
Total Expenses (Non Capital Nature)	9,558,972,511.32
Total Non-Operating Expenses	1,604,156,417.32
Total Expenses	11,163,128,928.64

The table below summarizes the cost per student for the year 2023.

Financial Performance Analysis – Operating Expenditure per Student

Year	Number of Students	Cost per Student with Depreciation	Cost per Student without Depreciation Rs.	Recurrent grant per Student Rs.
2023	14181	789,695	676,215	564,162
2022	13731	742,977	664,791	567,329
2021	12265	754,952	674,678	614,024
2020	11280	876,716	767,947	653,546
2019	10951	939,547	837,555	632,523
2018	12756	609,450	531,352	419,686

Faculty	No. of Student	Cost per Student (Operating Expenses with Depreciation)	Total (Operating Expenses with Depreciation)	Cost per Student (Operating Expenses without Depreciation)	Total (Operating Expenses without Depreciation)
Agriculture	1465	919,086.84	1,346,462,215.65	805,966.72	1,180,741,240.31
AHS	843	798,729.20	673,328,713.61	685,609.08	577,968,452.72
Art	4557	595,147.30	2,712,086,237.16	482,027.18	2,196,597,851.74
Dental	502	1,405,315.75	705,468,506.42	1,292,195.63	648,682,206.33
Engineering	1796	874,449.63	1,570,511,536.05	761,329.51	1,367,347,801.09
Management	681	668,933.82	455,543,930.30	555,813.70	378,509,128.79
Medicine	1372	1,046,941.85	1,436,404,216.54	933,821.73	1,281,203,412.33
Science	2513	668,167.54	1,679,105,036.63	555,047.42	1,394,834,175.85
Vet. Medicine	452	1,111,204.94	502,264,631.48	998,084.82	451,134,337.38

Fund Allocation, Utilization and Management

The allocation received by the University as Government Grant for 2023 was Rs 8500 million and the University was able to utilize the total grant allocation for the year.

Capital Investments

The University of Peradeniya received significant funding for its physical infrastructure development and the following tables provide details of new and ongoing construction projects during the year in parallel with the expansion of academic programmes.

The Total Capital Investment for 2023 is as follows:

- Rs. 287.4 million for construction
- Rs 91.4 million for rehabilitation and project implementation of capital assets
- Rs. 1.2 million for the Human Capital Development Project
- Rs. 64.9 million for strengthening research
- Rs. 328.4 million for Fixed Assets

Additional Financial Activities

Valuation of Existing University Quarters

In response to concerns raised at the Committee on Public Enterprises (COPE) regarding the rental charges for university quarters, the University initiated a comprehensive valuation exercise in collaboration with the Department of Valuation. As of 2023, 50% of the valuation process has been completed, aiming to ensure fair and appropriate rental charges aligned with market rates.

Outsourcing of University Guest Houses and Faculty Club Management

Recognizing the importance of sustainable management practices, the University administration has decided to outsource the management of University Guest Houses and the Faculty Club. Expressions of Interest have been solicited from external parties to undertake this responsibility. The primary objective of this initiative is to enhance revenue generation from guest house operations, thereby contributing to the financial sustainability of these facilities.

Cessation of Obtaining Cleaning Services from External Parties

Following directives from the Committee on Public Enterprises (COPE), the University has ceased obtaining cleaning services from private parties, effective from December 31, 2023. Subsequently, the University has opted to carry out general cleaning services internally, utilizing University staff. This decision aligns with efforts to optimize operational costs while maintaining the quality of services provided.

1.4.8 Infrastructure Development and New Establishments

• New Establishments

▪ Human Resource Development Unit (HRDU)

Initiated in July 2023, the HRDU serves as a strategic unit within the Central Administration of the University of Peradeniya (UoP) to undertake HRM planning, development, and monitoring, marking the first such entity within the Sri Lankan university system.

▪ Recommencement of the Medical Imaging Centre

The recommencement ceremony of the Medical Imaging Center was held on January 5th, 2023. It offers state-of-the-art X-ray facilities with optimum patient care, involving academic and non-academic staff from various faculties.

▪ Vehicle Maintenance Centre at the Faculty of Agriculture

Efforts are underway to establish a Vehicle Maintenance Centre to support the Faculty of Agriculture.

▪ Expansion of the Electronic Workshop

The Electronic Workshop is being expanded to serve as the university's Electronic Repair and Service Centre.

▪ Opening Ceremony of Indian Corner

The Indian Corner in the Main Library was inaugurated on December 7, 2023.

- **PERA Souvenir Store Opening**

The opening ceremony of the PERA Souvenir Store was held at the Alumni Association of the University of Peradeniya Concept Store, Getambe, Peradeniya on February 23, 2023.

- **Establishment of Intermediate Care Centre**

A significant achievement in 2023 was the establishment of the Intermediate Care Centre within the Health Centre. This facility provides temporary housing, counseling services, and recreational activities for students in need of ongoing support, initiated on April 20, 2023.

- **Boundary Re-opening of University of Peradeniya**

In accordance with the directions of the COPE (Committee on Public Enterprises), boundary re-opening of University of Peradeniya was completed in 2023 with the collaboration of Sri Lanka Survey Department. They have handed over a detailed map which will be utilized for sustainable management of the university lands.

- **Commencement of network infrastructure upgrading projects of the University**

The University has taken steps to expand the infrastructure facilities to support academic work of the students and staff. In 2023, eight (8) networking projects with a cost of Rs. 65 Mn were initiated. Details of the projects are indicated in the following table.

Contract Name	Awarded Amount (Without VAT)Rs.
Wi- Fi Facility for the Senate Building & Vice Chancellor Lodge	7,911,245.87
Internet Connection to the Landscape Division	98,500.00
Network Upgrade for Security Department	992,350.00
Networking of the Department of Crop Science-Faculty of Agriculture	5,800,252.44
Installing the network system to the building of the Department of Agricultural Economics and Business Management	5,054,737.25
Upgrading Network Infrastructure of the Faculty of Allied Health Science	11,608,397.00
Upgrading Network Infrastructure of the Faculty of Management	2,446,126.00
Upgrading Network Infrastructure of the Faculty of Veterinary Medicine & Animal Sciences	31,519,201.00

- **Infrastructure Development Projects**

Projects Awarded

Contracts for six crucial projects were awarded in 2023, including for:

- Balance work on the English Language Teaching Unit extension at the Faculty of Allied Health Sciences
- Refurbishment of the roof of the Pre-Clinical Building at the Faculty of Medicine
- Extension for the Allied Health Sciences Main Building
- Timber deck for the new auditorium at the Department of Farm Animal Production & Health
- Water tank tower at the Mahailuppallama Sub-Campus
- Server room upgrade at the Faculty of Medicine

Project Completions

- Design and construction of the Department of Geography extension (value: Rs. 87,590,000.00)
- Server room upgrade at the Faculty of Medicine (value: Rs. 8,136,540.00)
- Balance work of the English Language Teaching Unit extension at the Faculty of Allied Health Sciences (value: Rs. 8,136,540.00)

1.4.9 Community Engagement and Environment Initiatives

Open Day and Founder Day Celebrations

The University of Peradeniya celebrated its 80th anniversary with a successful Open Day on July 1, 2023. The event attracted thousands of visitors, offering them insights into the university's academic programmes, facilities, and student life. Guided tours, exhibitions, cultural performances, and award ceremonies highlighted the university's rich legacy and commitment to excellence.

dignitaries, administrative and academic staff, students, alumni, and well-wishers.



Collaboration with Urban Development Authority on Greater Kandy City Development Project

The University's collaboration with the Urban Development Authority (UDA) on the Greater Kandy City Development Project has allowed the University to contribute to the expansion and development of Kandy city. Some of the expansion projects envisioned by the University have been incorporated into the UDA plans, reflecting our commitment to community engagement and regional development.

Student Literary Festival - මාගේ දේශය අවදි කරනු මැන ශිෂ්‍ය සාහිත්‍යය උළෙල - 2023

The Peradeniya University Student Union Sahitya Sub-Committee organized the 28th "Awaken My Land" Student Literary Festival from July 21st to September 23rd, 2023. The festival showcased the creative talents of students through various competitions, workshops, and cultural events, reinforcing the university's commitment to nurturing artistic expression.

Overnight Pirith Chanting and Almsgiving for 80 Buddhist Monks

The University Buddhist Association, in collaboration with the multicultural university community, commemorated the 80th Anniversary of the University of Peradeniya on January 13th and 14th, 2023. The event included all-night Pirith chanting performed by venerable Sangha, followed by almsgiving and offerings for 80 monks. Participants included university

Launch of "Sustainability at Peradeniya" Website

The University launched its inaugural sustainability website, "Sustainability at Peradeniya," marking the beginning of a new chapter for our institution. Aligned with the United Nations Sustainable Development Goals, this website serves as a comprehensive resource for students, faculty, staff, and the wider community. It signifies a significant milestone in our journey towards a sustainable future, reaffirming our commitment to driving positive change and fostering innovation.

Solid waste incineration process by the established Incinerator

The University of Peradeniya successfully addressed the challenge of solid waste disposal by establishing an Incinerator. On average, the Health Center collects around 25,000 kg waste monthly, encompassing all types of waste. Several types of waste are recycled by the Health Center and some wastes are sold to outside parties. However, disposal of the rest of the waste (Clinical waste, Sanitary waste, plastics such as lunch sheets, shopping bags, food wrappers) posed a challenge. Now, all such waste is incinerated in an environmentally friendly manner.

University of Peradeniya's Mahaweli Riverbank Conservation

In partnership with the Sri Lanka Mahaweli Authority, the university initiated a Bamboo Tree Planting Program on January 20, 2023. The program aims to conserve the riverbanks of the Mahaweli and its ecosystem. The inaugural planting event involved university officials, faculty members, students, and residents of the Sarasavi Medura hall.

Regreen Hantana

Second Phase Takes Root with Commercial Bank Partnership: The second phase of the Hanthana Reforestation project, led by the University of Peradeniya in collaboration with the Bank of Commerce and the Sri Lanka Forest Department, commenced at the Upper Hantana Environmental Restoration Site. The project aims to safeguard Sri Lanka's biodiversity, with the Commercial Bank committing a significant investment over two years.

Implementation of Environmental Awareness Programmes Among Local Schools

A collaborative effort between the University of Sacred Heart, Tokyo, Japan, and the University of Peradeniya aims to implement environmental awareness programmes in local schools in Dangolla, Kandy. The initiative, funded by the Japan International Cooperation Agency (JICA), seeks to establish a Green Youth model to promote environmental conservation.

Planting Trees to Celebrate the 75th Independence Day

Eighty saplings were planted along Gampola and Galaha roads within the university lands to mark the 75th Independence Day and the university's 80th anniversary. The event, held at the Faculty of Engineering, saw participation from university officials, faculty members, and staff of the Landscape Division.

Renaming of the Centre for Environmental Studies to Centre for Environmental Sustainability

Reflecting its expanded mandate and focus on environmental management and sustainable development, the Centre for Environmental Studies was renamed as the Centre for Environmental Sustainability (CES) in November 2022. Since its establishment in 1992, the CES has been at the forefront of promoting environmental stewardship and community engagement. Now playing a pivotal role in providing expertise and consultancies on various environmental issues, the CES assist the university in implementing an effective environmental management system.

Dedicated to addressing urgent environmental issues through multidisciplinary approaches, the CES collaborates with stakeholders both within and beyond the University to foster sustainable practices and raise awareness about environmental conservation.

Community Engagement and Sustainability Initiatives by the CES

- The CES facilitated the University's participation in the Kandy City Cleaning Day programme organized by the Municipal Council of Kandy, engaging students from the Geographical Society and Botanical Society to contribute to the community's environmental cleanliness efforts.
- Training sessions and awareness programmes were conducted for community members, including business owners within the Kandy Municipal Council, on proper waste disposal practices, emphasizing the importance of environmental sustainability beyond the University premises.
- The CES organized seminars and outreach activities, such as discussions on climate change impact on water resources, biodiversity conservation, and air pollution, aimed at raising awareness and fostering environmental stewardship among community members.
- The CES introduced an Environmental Sustainability Pledge during the World Environment Day celebration, encouraging the University community to commit to adopting sustainable practices in their daily lives and fostering environmentally conscious attitudes.
- Collaborative initiatives with local schools, including the Inter-School Environmental Awareness Competition and training workshops for children on climate change and biodiversity, aimed to educate and empower the younger generation to become advocates for environmental conservation.
- The CES initiated the "Regreen Hantana" project in partnership with the Faculty of Science and the Commercial Bank, focusing on restoring degraded land in the Hantana Environmental Protected Area to enhance ecosystem services and promote biodiversity conservation.

1.4.10 Strategic Planning and Assessment

- **Strategic Plan 2022-2026**

The Strategic Plan 2022-2026 of the University of Peradeniya provides objectives and activities aimed at guiding the future direction of the University across six main goals. The Vice-Chancellor has appointed a Committee to develop the University Strategic Plan for the 2022-2026 period. The 518th meeting of the Council held on 30.07.2022, approved the Strategic Plan 2022-2026.

- **Action Plan- 2023**

The University Action Plan 2023 as per the Finance Circular Letter No. 01/2021 dated 14.12.2021, was tabled and confirmed at the 523rd meeting of the council held on 30.12.2022. The approved plan was forwarded to the University Grants Commission.

- **Centenary Development Plan CDP (UoP-2042) - A Vision for the Future**

The University of Peradeniya is taking significant steps towards its centennial anniversary in 2042 with the development of a comprehensive Centenary Development Plan (CDP). This plan aims to complement the University's existing Strategic Plan by outlining long-term strategies for future growth and excellence.

The Centenary Development Plan (CDP) of the University of Peradeniya (UoP) is presented as a blend of "Concept Projects" designed to achieve the overall vision of the University in 2042 and is an outcome of extensive consultation with members of the University community.

The CDP is presented in a coffee table-type book format, inviting national and international development partners to support, the implementation of the projects financially and otherwise through partnerships. This approach aims to address the challenges related to limited state funding.

The government has allocated Rs. 500 million from the 2024 budget as an initial investment to kickstart the centenary development plan, following the proposal forwarded.

The University of Peradeniya, with the implementation of the CDP, is committed to achieving the objectives of the 2030 Agenda for Sustainable Development by fostering a sustainable, inclusive, and resilient higher education system.

After acceptance of the Concept Project/s highlighted in the CDP by the development partners for funding, UoP will develop detailed project plans, itemized budgets, commercial feasibility, and implementation plans in consultation with the donor to ensure effective and efficient realization of the project components.

UoP also seeks the assistance of its distinguished Alumni to solicit support from the development partners through networking and relationship-building.

Key Actions in 2023

Strategic Planning and Development: In January 2022, the Council identified the development of the CDP, and the government pledged its support.

Committee Formation: Five thematic committees were created, each led by a team leader and comprised of academics, to draft proposals for the CDP.

Stakeholder Engagement: Internal staff, staff unions, and student unions were invited to submit written proposals/ suggestions for consideration to include in the plan.

Coffee Table type Book: A comprehensive booklet showcasing the proposed projects under each thematic goal was drafted and submitted to the Council for approval in January 2024.

Initial Investment: Recognizing the significance of the CDP, the government has allocated Rs. 500 million from the 2024 budget as an initial investment.

Project Development: The University's LBMC recommended detailed project proposals with estimated budgets for implementation in 2024, subject to approval by higher authorities.

Thematic Areas

The five thematic areas of the CDP focus on various aspects of the university's development, including:

- An autonomous university through increased non-governmental funding sources, such as research grants, industry partnerships, and philanthropic donations (Team Leader: Prof. O.G. Dayarathne)
- A postgraduate research university expands facilities for research and taught courses while enhancing opportunities in undergraduate education (Team Leader: Prof. Athula Ekanayake)
- Creating a conducive work environment to attract qualified personnel to the staff (Team Leader: Prof. BMHSK Banneheka)
- Smart and green university and full commitment to achieving UN SDG (Team Leader: Prof. Roshan Ragel)
- Achieve residential ideal (Team Leader: Prof. Jayalath Edirisinghe)

Proposed project	Total Cost Estimate (Rs Mn)	Allocation from University Development Project – 2024 Budget (Rs Mn)	Other Financing
1 Greener University: Installation of solar power generation units (Phase 1) Stage 1: Faculty of Engineering and Gymnasium. Stage 2: Roofs of other buildings plus remaining roofs of the Faculty of Engineering (Rs. 280 million to be covered by a bank loan or to be requested from the government by India).	480	200	Rs. 280 Mn. From a Bank Loan/ Matching grant from the Government of India
2 Digital Transformation (Phase II): Laying of fiber optic cables to connect all university buildings. (Phase 1 has been commenced using self-generated funds.) Upgrading network infrastructure of the Faculty of Arts.	131	100	Rs. 31Mn. From Generated Income
3 Establish facilities for International Students: Renovate the Lady Hill Guest House to convert it to an International Student Hostel	170	50	Rs. 100 Mn. From 2023 University Generated Income Rs. 20 Mn. From 2024 University Generated Income
4 Expand Research Facilities: Establish a Multi-disciplinary Research Center with a high-tech laboratory service centre.	181	100	Rs. 81 Mn. From 2024 University/ Faculty Generated Income
5 Improving student welfare: Modernization of 08 student canteens	52	50	Rs. 2 Mn. From University Rehabilitation GOSL Budget-2024

The CDP signifies UoP's commitment to its long-term vision and its dedication to becoming a leading university in Sri Lanka and beyond. It serves as a roadmap for future growth and development, ensuring the university remains a center of excellence for generations to come.

1.4.11 Strength, Weaknesses, Opportunities, Threats (SWOT) Analysis for Faculties and PGIs

The University has conducted a SWOT analysis at all faculties and PGIs. The summary was reported as follows. The University has found many strengths to be utilized in squashing its existing weaknesses & strategically tackling external threats. These have been well analyzed and engaged. Strategies are designed to overcome weaknesses and threats and to capitalize on opportunities.

S trength	W eaknesses	O pportunities	T hreats
<ul style="list-style-type: none"> • A well-resourced, well-structured, and progressive state University with a time-tested administrative management system in place. • Competent and qualified staff with international recognition and a multidisciplinary university with nine faculties and four PG institutes. • Diverse range of undergraduate and postgraduate study programmes with well-structured curricula catering to national and international needs. • Time-tested curriculum approval process ensures the inclusion of modern principles and approaches to curricula. • Availability of state funds for wages, maintenance, and some capital works. • Legacy and international/local reputation as the oldest university in the country with a multicultural and multilingual learning & living atmosphere. • Availability of comprehensive infrastructural facilities for learning, research, and physical expansion due to the availability of land. • Well-established academic mentoring system, health care system, and student counseling, and proctorial system. • Availability of world-ranked experts and considerable physical resources to attract research grants and collaborations. • Presence of a supportive alumni association with locally and internationally reputed alumni who are in influential positions in society 	<ul style="list-style-type: none"> • Inadequate physical facilities, resources, and finance for some entities, including accommodation. • Limited generated funds and high dependency on state funds. • Presence of a considerable number of young academic staff who need further training, development, and international exposure and research experience. • Absence of a proper performance appraisal system for the staff and a rewarding/appreciation system to provide incentives for good performance. • Inadequate publicity on available programs, resources, and expertise. • Inadequate e-learning facilities and Wi-Fi, limited usage of LMS, and limited incorporation of blended/online learning activities. • The inability of a majority of students to use English as a working language. • Limited digitization, digital archives, and automation. • Inadequate tracer/employability studies and integration of findings to new curricula development. • Inadequate support and facilities for foreign students/scholars/researchers, absence of a good program to attract foreign students. 	<ul style="list-style-type: none"> • Strategic location of the University for attracting entrepreneurial opportunities • High acceptance for qualifications from the University of Peradeniya (the Peradeniya brand) • Increasing demand for graduates of certain disciplines of the University • Increasing demand for fee-levying programmes and services • Increasing demand for high-quality higher education in certain sectors • Post-Covid online era and increased demand for online and distance learning • A period where parents/students are ready to finance education • Enthusiasm of reputed foreign institutions for collaborations with the University for research/study programmes/innovations/training opportunities/exchange programmes • Greater participation of women in socio-economic activities • Growth of the service sector of the country (pre-Covid) and potential collaborations with local industry for mutual benefits in education and inventions. 	<ul style="list-style-type: none"> • Reduced state funding for higher education • Expansion of private higher education institutes and new state universities • Decreasing demand for graduates of some disciplines • Limitations in the 45-year-old Universities Act to support administrative requirements • Better opportunities/packages/wages outside the University, making recruitment and retention of qualified staff difficult • Constrained economic situation of the country with weak economic growth, high inflation, poverty, and parents' inability to support students • Outside political unrest/political influence disturbing the student community & decisions made in the University with vested interests • Rising unemployment and underemployment of graduates; non-graduates being recruited and trained on the job; Increasing demand for pure technical skills with less knowledge • High costs related to the use of IT/data/online services • Development of a negative public perception regarding public universities/study programmes, especially among young male students.

1.4.12 Risk Assessment and Mitigating Strategies

Risk	Description	Mitigating Activities	Source
Interruptions to Operations			
Power failures, Water supply disruptions	Disrupt academic activities and services	Regularly inspect and maintain electrical systems, generators, invest in centralized power generation and UPS systems, establish ground-level storage tanks and pumps, replace outdated pipes, implement water conservation measures	General
Laboratory-related infections, Cross-infection risks	Threaten staff, students, and public health	Use biosafety cabinets, sterilize materials, provide comprehensive safety training, regularly assess and update protocols, strengthen infection control protocols, liaise with teaching hospitals, provide PPE, encourage hand hygiene and safe injection practices	General, PGIS, CQA, CGU
Outdated fire safety systems, Fires, Building disrepair	Pose risks to personal safety and property	Update systems (refill, install new), conduct fire drills and evacuation training, ensure proper maintenance and inspection of equipment, train staff, equip properly, have ventilation and emergency protocols, implement emergency protocols, renovate the building	General, INRO
Unplanned system outages	Disrupt operations	Implement redundancy measures, conduct regular maintenance, have disaster recovery plans, invest in reliable backup systems	IT Centre
Finance			
Limited funding (infrastructure upgrades, safety measures), Lack of research funding, Financial constraints for industry exposure	Hinder core functions and strategic goals	Seek grants and partnerships, implement fundraising initiatives, prioritize resource allocation, explore cost-effective solutions, form research centres, conduct funding awareness sessions, train researchers on proposal writing, explore alternative funding, seek external funding	General, CGU, IT Centre, URC
Talent Risk			
Over-reliance on specific personnel, Occupational safety concerns	Increase vulnerability and potential harm	Cross-train staff, implement succession planning, maintain documentation and knowledge repositories, provide required safety equipment and training, implement safety protocols and adherence to legal requirements, conduct regular audits and inspections	IT Centre, General, INRO
Strategic Risks			
Changes in legal or regulatory requirements, Rapid technological advancements	Impact operations and require adaptation	Conduct regular compliance audits, stay informed about changes, have legal counsel, conduct regular technology assessments, allocate budget for upgrades, collaborate with industry partners	IT Centre
Incomplete multidisciplinary research projects	Impacts research goals and strategic objectives	Continuously monitor projects, provide feedback and revise project plans if necessary	URC
Reputation			
Laboratory-related infections, Cross-infection risks, Outdated fire safety systems, Fires, Building disrepair	Damage public perception and trust	Implement mitigation strategies mentioned under "Interruptions to Operations" category	General, PGIS, CQA, CGU, INRO
Technology Risk			
Cybersecurity threats, Rapid technological advancements, Unplanned system outages	Disrupt operations, compromise data, and hinder progress	Implement robust protocols, conduct regular audits, train employees, implement latest security technologies, conduct regular technology assessments, allocate budget for upgrades, collaborate with industry partners, implement redundancy measures, conduct regular maintenance, have disaster recovery plans, invest in reliable backup systems	IT Centre

1.5 Key Failures

The University faced numerous challenges in 2023, ranging from academic and staffing issues to infrastructure and administrative constraints. While efforts were made to address these shortcomings, many persisted due to external factors such as government regulations, funding limitations, and bureaucratic hurdles. Moving forward, proactive measures and collaboration with relevant stakeholders will be crucial to overcome these challenges and foster the University's development and success.

This report prioritizes the most significant failures reported by the University for 2023, considering their impact and pervasiveness:

- **Funding constraints**

Limited financial resources severely impeded development, resource acquisition, digitalization, and staff recruitment, impacting nearly all operations. The economic crisis and government restrictions hindered new capital projects.

- **Government limitations**

Bureaucratic processes, recruitment and construction restrictions, and policy constraints significantly delayed projects, resource acquisition, and operational efficiency across various divisions. Specific examples include delays in MOU signings, construction projects, and honorary visiting professor appointments.

- **Human resource limitations**

Shortages of both academic and non-academic staff hampered service delivery, research, and administration, impacting education quality and efficiency. Government restrictions led to recruitment freezes and resignations from academic staff.

- **Delays in quality assurance**

Implementing quality assurance standards like programme reviews and curriculum revisions faced significant delays or slow progress, potentially hindering academic growth and improvement.

- **Inadequate workspace and equipment**

Outdated equipment and insufficient workspace in critical areas are hindering efficient functionality and service delivery.

- **Limited scope of internal audits**

Insufficient staff resources restrict the scope and effectiveness of internal audits, raising concerns about accountability and transparency. The workload increase, from covering additional institutes without additional staff allocation, contributes to this limitation.

- **Student accommodation challenges**

Maintenance delays, software implementation issues, and slow progress on new hostel construction can inconvenience students and impact their living experience, but potentially have less widespread impact compared to other issues.

- **IT project approval delays**

While delays in IT project approvals can hinder technological advancements, their impact might be less immediate compared to other critical resources or staffing limitations.

1.6 Future Plans

Strategic Planning and Vision

- Implement the Strategic Plan 2022-2026, focusing on goals such as academic development, community engagement, infrastructure enhancement, internationalization, quality assurance, faculty and staff development, student support, and public relations.
- Highlight the Centenary Development Plan (CDP)-UoP-2042 and its thematic areas, emphasizing long-term strategies for the University development

Academic Development

- Enhance the curriculum to align with industry trends and contemporary demands.
- Foster interdisciplinary research and collaboration to address societal challenges.
- Encourage faculty and staff professional development to maintain academic excellence.

Community Engagement

- Strengthen outreach initiatives to address local community needs and promote public health.
- Organize awareness programmes and events to facilitate inclusivity and social responsibility.

Infrastructure and Technology

- Develop specialized laboratories and research centres to facilitate advanced studies.
- Upgrade digital infrastructure and e-learning platforms to support modern teaching methodologies.

Internationalization

- Expand student and staff exchange programmes to promote global perspectives and cross-cultural learning.

- Formulate partnerships with international institutions to broaden research networks and opportunities.

Quality Assurance and Accreditation

- Align degree programmes and administrative procedures with national quality assurance frameworks.
- Pursue accreditation for specialized programmes to ensure academic excellence and recognition.

Faculty and Staff Development

- Implement mentoring programmes and workshops to support professional growth and career progression.
- Foster a culture of research-driven innovation and interdisciplinary collaboration.

Student Support and Engagement

- Provide opportunities for students to participate in research projects and gain practical experience.
- Enhance student services, including counseling, career guidance, and extracurricular activities.

Public Relations and Visibility

- Utilize various media platforms and networks to promote faculty achievements and initiatives.
- Organize conferences, symposia, and publications to showcase research outputs and contributions.

Effective Coordination Mechanism

- Establish an effective coordination mechanism with all units, divisions, and centres to deliver anticipated outcomes efficiently.

Major Statistics of the University 2021- 2023			
	2021	2022	2023
General			
Number of Faculties	9	9	9
Number of Postgraduate Institutes	4	4	4
Number of Departments	83	86	86
Land Extent of the University	774 Hectares	774 Hectares	775.25 Hectares
	1912.6 Acres	1912.6 Acres	1915.6 Acres
Students			
Undergraduate Students			
Annual Intake	3231	3275	3302
New Admissions for the 1 st Year	3444	3439	3123
Total Students	12265	13731	14181
Graduate Output	2555	2194	2724
Postgraduate Students			
New Admissions	2080	2207	1233
Total Students	9891	10646	10140
Postgraduate Output	1152	1043	1149
Number of Registered students for PhD/MD	310	294	271
Number of Registered students for MPhil	1085	1006	983
Number of Students Registered for External Courses	8379	8019	7661
Staff			
Total Permanent Staff	3217	3167	3024
Academic Staff	908	900	860
Academic Support Staff	60	58	52
Executive Staff	69	69	66
Non-Academic Staff	2180	2140	2112
No. of Academic Staff with PhD	496	499	470
No. of Academic Staff Reading for Master, MPhil, PhD	159	76	22
	Rs. (Mn)	Rs. (Mn)	Rs. (Mn)
Annual Allocation			
Recurrent	7,760.79	8,007.83	7975.00
Capital	982.50	238.5	525.00
Total Allocation	8,743.29	8,246.33	8500.00
Assets			
Current Assets	3,395.35	3,598.74	4075.86
Non-Current Assets	24,212.28	28,883.55	28425.03
Total Assets	27,607.63	32,482.29	32500.88
Research Grants Received	363.05	492.34	47.42
No. of Bursary Scholarship Recipients	2312	2150	809
No. of Mahapola Scholarship Recipients	5120	5731	7278
Total Per Student Cost	0.76	0.74	0.79
Other			
University Ranking			
Times Higher Education	#01(401-500)	#01(401-500)	#01(501-600)
Total Capacity of Hostels	8075	8355	8609

2. Faculties & Postgraduate Institutes

2.1 Faculty of Agriculture

(As reported by the Dean, Prof. K.A.S.S. Kodithuwakku)

Introduction

The Faculty of Agriculture is a centre of excellence in the Asian region for Agriculture Higher Education. At present, the Faculty offers three-degree programmes of 4-year duration, namely B.Sc. Honours in Agricultural Technology & Management, B.Sc. Honours in Food Science & Technology, and B.Sc. Honours in Animal Science & Fisheries.

Key Activities and Initiatives Undertaken

- Completed the scheduled academic activities.
- Declared open and furnished its Diamond Jubilee (DJ) Auditorium and the Circular Auditorium at the Animal Science Department, and installed lighting and a sound system in the DJ Auditorium.
- Conducted island-wide quiz competitions, teacher and student training programmes on Molecular Biology and Recombinant DNA Technology, international conferences, and a Gala Event in Colombo to felicitate its life-long partners.
- Partnered with TIIKM to conduct the 10th International Conference, -AGRICO 2023.

Major Accomplishments

- Signed MoUs with the University of Illinois at Urban Champaign and Western Provincial Agriculture Ministry and Letters of Intent with international institutions in Germany and South Korea.
- Students excelled in various local and international competitions, winning awards and championships in academics, sports, and extracurricular activities.
- Initiated The Kiosk, the first ever student-managed restaurant in the university system sponsored by the alumni of the faculty.

Faculty Key Statistics

Human Capital		
Number of Undergraduate Students	Local	1465
	Foreign	-
Number of Postgraduate Students	Local	-
	Foreign	-
Number of Academic Staff	Permanent	106
	Temporary	65
	Visiting	15
Number of Non-Academic Staff		111
Intellectual Capital		
Number of Undergraduate Programmes Offered		03
Number of Postgraduate Programmes Offered		-
Teacher-to-Student Ratio		1:14
Awards Received	National	28
	International	-
New Courses Introduced in 2023		-
Research Grants secured in 2023		65
Research Output		
Number of Research Publications made in Peer-Reviewed Journals		176
Number of Presentations made at Conferences		326
Finance		Rs.
Total Operating Expenses with Depreciation		1,346,462,215.65
Cost per Student with Depreciation		919,086.84
Total Operating Expenses without Depreciation		1,180,741,240.31
Cost per Student without Depreciation		805,966.72

2.2 Faculty of Allied Health Sciences

(As reported by the Dean, Prof. M.D.M.L.D.K. Yatawara)

Introduction

Since 2007, the Faculty of Allied Health Sciences (FAHS) has been a leading force in healthcare education, empowering future professionals through its four-year BSc Hons degrees in Nursing, Medical Laboratory Science, Pharmacy, and Radiography & Radiotherapy. Six specialized departments nurture and develop students, who join over 1681 alumni contributing their expertise around the globe. Collaborations with national and international hospitals prioritize practical training through services like physiotherapy, medical labs, and X-ray imaging, ensuring graduates are equipped to make an immediate impact on healthcare systems worldwide.

Key Activities and Initiatives Undertaken

- Secured approval for the M.Sc. Pharmaceutical Sciences programme.
- Commenced M.Sc. Nursing degree programme.
- Conduct Department-specific workshops and training programmes.
- Held the Nursing Pledge ceremony of the Batch 2019/2020 and 2020/2021.
- Celebration of World Radiography Day.
- Organized Career guidance workshops and various student-focused programmes.
- Launching of the Mobile clinic service, and training was provided to public health inspectors and school children and conducted physiotherapy screenings for the University staff.

Major Accomplishments

- Radiological Technologists were recognized by SRTSL for their PhD achievements and contributions to the field of Medical Imaging.
- Professor H.D.W.T. Damayanthi (Nursing) and 8 additional faculty members across various departments were promoted to Professor, Senior Lecturer Grade I, Senior Lecturer Grade II, and Lecturer positions.
- Dr Jayathilake and Dr Weerakoon published in "Scientific Reports," Dr Tissera secured a multidisciplinary research grant, and Dr Bowatte received Presidential Awards for research publications.
- Completion of the annual enrolment of graduates for the postgraduate Programmes at Tokyo Metropolitan University, Japan.

Faculty Key Statistics

Human Capital		
Number of Undergraduate Students	Local	843
	Foreign	-
Number of Postgraduate Students	Local	64
	Foreign	-
Number of Academic Staff	Permanent	64
	Temporary	28
	Visiting	45
Number of Non-Academic Staff		65
Intellectual Capital		
Number of Undergraduate Programmes Offered		06
Number of Postgraduate Programmes Offered		03
Teacher-to-Student Ratio		1:13
Awards Received	National	-
	International	01
New Courses Introduced in 2023		01
Research Grants secured in 2023		04
Research Output		
Number of Research Publications made in Peer-Reviewed Journals		56
Number of Presentations made at Conferences		38
Finance		Rs.
Total Operating Expenses with Depreciation		673,328,713.61
Cost per Student with Depreciation		798,729.20
Total Operating Expenses without Depreciation		577,968,452.72
Cost per Student without Depreciation		685,609.08

2.3 Faculty of Arts

(As reported by the Dean, Dr E.M.P.C.S. Ekanayake)

Introduction

The Faculty of Arts was established in 1952. Individual members of the academic staff of the Faculty of Arts participate in projects funded by many local and foreign agencies. The Departments of Economics, Education, Geography, Sociology, Political Science, Philosophy and Psychology, and Pali and Buddhist Studies, among others, provide expertise and consultancy services to various government agencies.

Key Activities and Initiatives Undertaken

- Admitted the 2022/2023 student batch.
- Regular update of the department websites with recent and upcoming events, programmes, course contents, and combinations.
- Enhanced computer laboratory facilities with relevant software and renovated and improved IT labs.
- Introducing outreach courses in English language and literature.
- Strengthening the LAN and Wi-fi network systems of all departments and faculty common areas.
- Adopt advanced features of Moodle, and LMS to enhance the effectiveness of the teaching-learning process.

Major Accomplishments

- Established the Department of Information Technology and Remote Sensing Laboratory.
- Successfully held iPURSE 2023, Faculty of Arts, on September 21, 2023.
- Opened Artos Deli Uni Foods canteen.
- Held the Geography Exhibition on November 15, 2023.
- Invited MoU between Coordination Unit of Internship, Volunteering and Community Outreach (CIVCO) of the Faculty of Arts and Namal Uyana through the Central Cultural Fund

Faculty Key Statistics

Human Capital		
Number of Undergraduate Students	Local	4557
	Foreign	-
Number of Postgraduate Students	Local	-
	Foreign	-
Number of Academic Staff	Permanent	179
	Temporary	113
	Visiting	92
Number of Non-Academic Staff		84
Intellectual Capital		
Number of Undergraduate Programmes Offered		24
Number of Postgraduate Programmes Offered		-
Teacher-to-Student Ratio		1:25
Awards Received	National	04
	International	01
New Courses Introduced in 2023		03
Research Grants secured in 2023		06
Research Output		
Number of Research Publications made in Peer-Reviewed Journals		-
Number of Presentations made at Conferences		-
Finance		Rs.
Total Operating Expenses with Depreciation		2,712,086,237.16
Cost per Student with Depreciation		595,147.30
Total Operating Expenses without Depreciation		2,196,597,851.74
Cost per Student without Depreciation		482,027.18

2.4 Faculty of Dental Sciences

(As reported by the Dean, Prof. A.M. Attygalla)

Introduction

The Faculty of Dental Sciences (FDS) and its Dental (Teaching) Hospital play a multifaceted role in dental education, research, and healthcare services in the region. The Faculty offers a 5-year degree programme, Bachelor of Dental Surgery (BDS).

Key Activities and Initiatives Undertaken

- Admitted the 2021/2022 batch (119 students), which is the third batch with a 48% increase in intake and a total of 582 students in the programme
- Offered 63 scholarships to students and a meal concession programme for needy students (over 100).
- Curriculum revision activities include continuous feedback surveys, a stakeholder meeting, and several related workshops.
- Initiated academic mentoring for dental students.
- Conducted 11 workshops on various aspects including research and publishing, AI, dental education and curriculum reforms, led by local and foreign resource persons.
- Held the 3rd Undergraduate Research Symposium.
- Commemorated the 25th anniversary of the JICA granted facility of the Dental Faculty and Hospital Complex.
- Organized the Faculty Open Day in line with the University Open Day.

Major Accomplishments

- Establishment of the Professor Lakshman Samaranayake Early Career Research Excellence Award.
- Government of Japan conferred “The Order of the Rising Sun, Gold Rays with Neck Ribbon Award” to Prof. Upul B. Dissanayake, former Vice-Chancellor, UOP.
- Entered into three MoUs between India and Malaysia.
- Student Staff Exchange Programme with Saveetha Dental College, India.
- International conference partnering with GSL Institute, India, and local professional bodies.
- FDS has been awarded a Rs. 17 million Grant of Probate from the last will of the late Mrs Dayambigai Mahinda.
- Four orations of professional associations and collages were delivered by academics of FDS in 2023.
- Contribution to chapters of textbooks by academic staff with international publishers.
- Participation of dental students in the online conference of the International Dental Students Association.
- Obtained an Inhalation Sedation Unit to the Division of Pediatric Dentistry as a Rotary Grant

Faculty Key Statistics

Human Capital		
Number of Undergraduate Students	Local	502
	Foreign	-
Number of Postgraduate Students	Local	6
	Foreign	1
Number of Academic Staff	Permanent	60
	Temporary	7
	Visiting	4
Number of Non-Academic Staff		151
Intellectual Capital		
Number of Undergraduate Programmes Offered		1
Number of Postgraduate Programmes Offered		2
Teacher-to-Student Ratio		1:8
Awards Received	National	4
	International	1
New Courses Introduced in 2023		-
Research Grants secured in 2023		5
Research Output		
Number of Research Publications made in Peer-Reviewed Journals		55
Number of Presentations made at Conferences		46
Finance		Rs.
Total Operating Expenses with Depreciation		705,468,506.42
Cost per Student with Depreciation		1,405,315.75
Total Operating Expenses without Depreciation		648,682,206.33
Cost per Student without Depreciation		1,292,195.63

2.5 Faculty of Engineering

(As reported by the Dean, Dr D.M.U.I. Dissanayake)

Introduction

Peradeniya is the first faculty of Engineering in Sri Lanka, founded in 1950. At present, the Faculty offers BSc Eng Hons degree in six areas of specialization namely Chemical & Process, Civil, Computer, Electrical & Electronic, Manufacturing & industrial and Mechanical. All programmes are accredited by the Institute of Engineers, Sri Lanka (IESL), with accreditation by the International Engineering Alliance (IEA)

Key Activities and Initiatives Undertaken

- Obtaining Senate approval for a major curriculum revision encompassing all six specialization programmes in December 2023.
- Completion of four major foreign-funded research projects including ACOVID, TEAL2
- Completing IEA_IESL reaccreditation-related work for three specialization programmes
- Graduating the E/16 batch of nearly 430 students in the May 2023 convocation and completing the academic programme for the E/17 batch in December 2023.
- Enrolling students for the year 2020/21 and providing studentships for about 60.
- Facilitating the option of 24 weeks of continuous industrial training from E/20 onwards, as per department requirements

Major Accomplishments

- Presidential or similar awards received by 16 Faculty members for their research work.
- Two Faculty members were recognized as the first 2% scientists by Stanford University, and four other members received prestigious international awards.
- Nine new MoUs signed and five existing MoUs renewed with local and foreign institutions.
- Several students participated in international and local sports and other related competitions, achieving notable placements.
- A new curriculum will be implemented from the next intake of students in E/22 Batch.
- The Engineering Design Centre (EDC) completed 49 consultancies, testing and workshops, including several national-level projects, bringing 80 Mn to the University

Faculty Key Statistics

Human Capital		
Number of Undergraduate Students	Local	1797
	Foreign	-
Number of Postgraduate Students	Local	2103
	Foreign	-
Number of Academic Staff	Permanent	114
	Temporary	81
	Visiting	25
Number of Non-Academic Staff		187
Intellectual Capital		
Number of Undergraduate Programmes Offered		-
Number of Postgraduate Programmes Offered		12
Teacher-to-Student Ratio		1:16
Awards Received	National	16
	International	4
New Courses Introduced in 2023		-
Research Grants secured in 2023		15
Research Output		
Number of Research Publications made in Peer-Reviewed Journals		149
Number of Presentations made at Conferences		75
Finance		Rs.
Total Operating Expenses with Depreciation		1,570,511,536.05
Cost per Student with Depreciation		874,449.63
Total Operating Expenses without Depreciation		1,367,347,801.09
Cost per Student without Depreciation		761,329.51

2.6 Faculty of Management

(As reported by the Dean, Prof. R.H. Kuruppuge)

Introduction

The Faculty of Management is the newest addition to the University of Peradeniya. The Faculty has introduced new undergraduate and postgraduate degree programmes in line with industrial development in the country and the globe.

Key Activities and Initiatives Undertaken

- Initiated revision of the curriculum of the BBA Honours Degree Programme.
- Obtained UGC approval for Bachelor of BBA Honours Degree Programme in Accounting, BBA Honours Degree Programme in Finance.
- Obtained Senate approval for BBA Honours Degree Programme in Supply Chain Management.
- Implemented a Preparatory Programme for the new entrants, an academic mentoring programme, an industry mentoring programme, and a peer-assisted learning (PAL) programme.
- Conducted its third International Research Conference collaboratively with the URC based on the theme “Business Resilience in Crisis”.
- Organized the “Management Undergraduate Internship & Research Symposium – 2023”
- Implemented 5S at the Faculty.

Major Accomplishments

- Signed four Memorandums of Understanding (MoU) between CIPM, Unilever Sri Lanka Limited, Colombo Stock Exchange and EMJAY International Pvt. Ltd.
- Completed Faculty and departmental AHEAD projects achieving the highest level of outcomes.
- The Faculty and Departments conducted four working paper series and 40 workshops targeting students as well as staff.
- Conducted 20 Community Outreach Engagement programmes for various stakeholders.
- Staff members served as chairpersons and panel members in international and national conferences.
- Ms Yashodara Jayarathne, a 4000-level undergraduate, was selected as the Committee Director for Marketing at AIESEC in New Zealand.

Faculty Key Statistics

Human Capital		
Number of Undergraduate Students	Local	681
	Foreign	-
Number of Postgraduate Students	Local	149
	Foreign	-
Number of Academic Staff	Permanent	47
	Temporary	10
	Visiting	07
Number of Non-Academic Staff		23
Intellectual Capital		
Number of Undergraduate Programmes Offered		05
Number of Postgraduate Programmes Offered		06
Teacher-to-Student Ratio		1:14
Awards Received	National	03
	International	-
New Courses Introduced in 2023		-
Research Grants secured in 2023		03
Research Output		
Number of Research Publications made in Peer-Reviewed Journals		15
Number of Presentations made at Conferences		45
Finance		Rs.
Total Operating Expenses with Depreciation		455,543,930.300
Cost per Student with Depreciation		668,933.82
Total Operating Expenses without Depreciation		378,509,128.79
Cost per Student without Depreciation		555,813.70

2.7 Faculty of Medicine

(As reported by the Dean, Prof. M.V.G. Pinto)

Introduction

The Faculty of Medicine, established in 1967, is one of the premier institutes training medical undergraduates in Sri Lanka geared to produce scientifically trained socially responsible compassionate medical professionals for the country. It contributes significantly to the provision of health and research activities. The Faculty comprises 18 academic departments, 3 units and 5 centres to disseminate a vibrant academic programme to medical undergraduates and conduct advanced research in the medical field.

Key Activities and Initiatives Undertaken

- The Faculty initiated major curriculum revisions during 2022 and 2023.
- Achieved the SLMC accreditation in 2023.
- Strengthened the partnerships between foreign collaborators.
- Initiated PeMSARC annual research conference 2023.
- Nine students participated in the Student Exchange Programme conducted with Niigata University Japan.
- Increased the elective student numbers.
- Initiated new scholarships for students.
- Completed the degrees for the existing students and cleared backlogs.
- Increased student participation in extracurricular activities.
- Conducted workshops, seminars and outreach activities.

Major Accomplishments

- Students achieved 1st place in the Interfaculty competitions for Internal Medicine, Psychiatry, Radiology quiz as well as the Interfaculty Forensic competition and others.
- Managed to complete the course in five years.
- Student research was presented nationally and internationally, earning first places.
- Students achieved research awards such as KSM, PeMSAA UK.
- Nine academic staff members of the Faculty were awarded presidential awards.
- Four academic staff members were promoted to professors.
- SLMC recommendations were introduced to the curriculum.
- Increased study areas for students.

Faculty Key Statistics

Human Capital		
Number of Undergraduate Students	Local	1327
	Foreign	45
Number of Postgraduate Students	Local	42
	Foreign	-
Number of Academic Staff	Permanent	123
	Temporary	28
	Visiting	66
Number of Non-Academic Staff		197
Intellectual Capital		
Number of Undergraduate Programmes Offered		01
Number of Postgraduate Programmes Offered		02
Teacher-to-Student Ratio		1:11
Awards Received	National	09
	International	01
New Courses Introduced in 2023		-
Research Grants secured in 2023		03
Research Output		
Number of Research Publications made in Peer-Reviewed Journals		95
Number of Presentations made at Conferences		109
Finance		Rs.
Total Operating Expenses with Depreciation		1,436,404,216.54
Cost per Student With Depreciation		1,046,941.85
Total Operating Expenses without Depreciation		1,281,203,412.33
Cost per Student without Depreciation		933,821.73

2.8 Faculty of Science

(As reported by the Dean, Prof. R.G.S.C. Rajapakse)

Introduction

The Faculty of Science is one of the largest academic bodies at the University of Peradeniya offering a journey of learning and discovery in the natural and computational sciences. It consists of nine academic Departments and two Units. The Faculty annually admits over 500 students and offers several four-year degree programmes.

Key Activities and Initiatives Undertaken

- A Short course in “Tropical Biodiversity and Conservation” was offered to students of the Federation University of Australia.
- Collaborators from Chalmers University of Technology and the University of Gothenburg participated in several activities to commemorate 40 years of research collaboration.
- Completion of two forest restoration projects.
- Industry Day 2023 and the “Huddle Workshop” for students were successfully conducted.

Major Accomplishments

- Six academic staff members of the Faculty were awarded the Presidential Research Award for 2019-2020.
- Four academic staff members of the Faculty were elected for the National Academy of Science Fellowship, Sri Lanka (NASSL)
- One academic staff member was elected as a Fellow to TWAS, particularly under item 6 – Earth, Climate and Environmental Science.
- “Most Outstanding Senior Researcher in 2022” under Field IV: Life Sciences for the CVCD Excellence Awards”, “Prof. Lakshman Samaranayake Award 2023” in recognition of Excellence in Research in the field of Science, and “Eminent Women Scientist Award 2023” have been awarded to academic staff members of the Faculty.
- An international research grant was awarded by the Asian Office of Aerospace Research and Development Grant (AOARD).
- Staff members of the Faculty published 162 research articles in peer-reviewed journals.
- Awarded the “Best Undergraduate Physics Research Project Award - 2022” and the students of the Faculty of Science won the Varsity Battles Inter Faculty Quiz Competition.
- The Programme Review for the B.Sc. and B.Sc. Hons Study Programmes was completed with “A” grades.

Faculty Key Statistics

Human Capital		
Number of Undergraduate Students	Local	251
	Foreign	3
Number of Postgraduate Students	Local	-
	Foreign	-
Number of Academic Staff	Permanent	109
	Temporary	106
	Visiting	81
Number of Non-Academic Staff		120
Intellectual Capital		
Number of Undergraduate Programmes Offered		18
Number of Postgraduate Programmes Offered		-
Teacher-to-Student Ratio		1:23
Awards Received	National	13
	International	1
New Courses Introduced in 2023		-
Research Grants secured in 2023		31
Research Output		
Number of Research Publications made in Peer-Reviewed Journals		127
Number of Presentations made at Conferences		159
Finance		Rs.
Total Operating Expenses with Depreciation		1,679,105,036.63
Cost per Student With Depreciation		668,167.54
Total Operating Expenses without Depreciation		1,394,834,175.85
Cost per Student without Depreciation		555,047.42

2.9 Faculty of Veterinary Medicine & Animal Science

(As reported by the Dean, Prof. P.G.A. Pushpakumara)

Introduction

The Faculty of Veterinary Medicine and Animal Science stands as the sole Higher Educational Institution in Sri Lanka dedicated to the training of veterinary surgeons. In 2020, a newly implemented curriculum extended the Bachelor of Veterinary Science (BVSc) programme to a comprehensive five-year course. The annual student intake for each batch currently stands at 110.

Key Activities and Initiatives Undertaken

- An MoU was signed with the University of Illinois, Urbana-Champaign, USA, to provide clinical training for mid-career academics.
- Minor revisions to the new curriculum have been proposed for effective delivery of the Academic programme.
- A Three-day international workshop on Genomic Approaches for Understanding Vector-Borne Zoonoses was conducted at the Joint research and Demonstration Centre (JRDC)
- Several outreach programmes were conducted to neuter dogs and cats to prevent unwanted breeding.
- A forum was established to engage in Veterinary Forensic Pathology.
- The Veterinary Alumni supported two separate projects, each costing 0.5 million rupees.

Major Accomplishments

- One academic staff member received the Presidential Award.
- Successfully secured two contract research projects and one Technical Cooperation project from the International Atomic Energy Agency (IAEA)
- Obtained full funding for four M.Phil. projects through support from the Ocean Country Partnership Programme, UK.

Faculty Key Statistics

Human Capital		
Number of Undergraduate Students	Local	452
	Foreign	-
Number of Postgraduate Students	Local	185
	Foreign	-
Number of Academic Staff	Permanent	42
	Temporary	29
	Visiting	15
Number of Non-Academic Staff		75
Intellectual Capital		
Number of Undergraduate Programmes offered		01
Number of Postgraduate Programmes offered		03
Teacher-to-Student Ratio		1:11
Awards Received	National	01
	International	-
New Courses Introduced in 2023		-
Research Grants secured in 2023		08
Research Output		
Number of Research Publications made in Peer-Reviewed Journals		49
Number of Presentations made at Conferences		36
Finance		Rs.
Total Operating Expenses with Depreciation		502,264,631.48
Cost per Student With Depreciation		1,111,204.94
Total Operating Expenses without Depreciation		451,134,337.38
Cost per Student without Depreciation		998,084.82

2.10 Postgraduate Institute of Agriculture

(As reported by the Director, Prof. C.M.B. Dematawewa)

Introduction

Established in 1979 by Ordinance No. 9, the Postgraduate Institute of Agriculture (PGIA) became the University of Peradeniya's pioneer in postgraduate agricultural education. Aiming to meet the nation's need for trained agricultural scientists, PGIA has blossomed into a regional Center of excellence for over four decades.

Key Activities and Initiatives Undertaken

- Held the 35th Annual Congress, drawing international participation and offering a platform for young scientists. Four pre-congress workshops engaged research institutes, universities, and industry.
- Tropical Agriculture Research (TAR), the official Journal of PGIA with a very high H index published its 35th volume with increased involvement of foreign scholars under its free online open-access strategy.
- Five research grants were awarded to students under the Research Facilitation Fund (RFF) and the Research Publication Facilitation Fund (RPFF).
- Awarded five research grants and launched collaborative research with the International Development Research Centre (IDRC) Canada, offering fellowships to MSc and PhD students.
- Partnered with CAPNET on sustainable water management.
- A PGIA student secured a patent for tea processing technology.

Major Accomplishments

- Three PhD students who joined the joint PhD programme with QUT, Australia, fully funded by the UGC, graduated after making a number of presentations.
- Obtained a clear audit opinion for four consecutive years since 2019.
- Successfully operated the Institute with zero budget allocation from the Treasury, utilizing self-generated funds.
- Two faculty members were ranked among the world's top 2% of scientists by Stanford University's Elsevier BV list.

Institute Key Statistics

Human Capital		
Number of Postgraduate Students	Local	2178
	Foreign	01
Number of Teaching Staff	Permanent	-
	Visiting	360
Number of Non-Academic Staff		39
Intellectual Capital		
Number of Boards of Studies		11
Number of Postgraduate Degree Programmes offered	Postgraduate Diplomas	02
	Master's	30
	M.sc.	30
	M.Phil. of all disciplines	01
	Ph.D. of all disciplines	01
DBA		01
Teacher-to-Student Ratio		1:6
Number of Awards Received	National	15
	International	05
New Courses Commenced		01
Research Grants secured		02
Research Output		
Number of Research Publications made in Peer-Reviewed Journals		49
Number of Presentations made at Conferences		40
Finance		Rs.
Total Operating Expenses with Depreciation		144,208,577.00
Total Operating Expenses without Depreciation		118,527,411.00

2.11 Postgraduate Institute of Humanities & Social Sciences

(As reported by the Director, Prof. S.J.S. De Mel)

Introduction

The Postgraduate Institute of Humanities and Social Sciences (PGIHS) was established by the Ministry of Higher Education in 2014, by an Ordinance made by the University Grants Commission under Section 24A of the Universities Act No. 16 of 1978 to provide higher education and training and enhance research in the fields of humanities and social sciences. The PGIHS aims to become a centre of excellence in education, research, and creative thinking in the humanities and social sciences and to produce scholars, researchers and professionals committed to the advancement of knowledge through critical and independent thinking with a sense of duty towards society.

Key Activities and Initiatives Undertaken

- The Research Congress was held in December 2023 and 72 papers were accepted and presented by mainly postgraduate students of the Institute.
- In terms of research output, 14 M.Phil. and 7 Ph.D. students completed their programmes.
- Curriculum revision of several degree programmes were conducted successfully.
- The Institute continued its collaborations with foreign universities/institutes and local bodies. These include;
 - Staff and student mobility on Human Rights and Multiculturalism with the University of South Eastern Norway.
 - Offering short-term certificate courses, purchase of equipment for teaching, co-organizing a national conference and staff participation in training programmes on Disaster Risk Reduction in a project led by Vrije University, Belgium, and involving six other universities.
 - Research activities and dissemination of findings on national language policy implementation under the NLEAP project, a joint initiative between the Government of Canada and the Government of Sri Lanka, and implemented through the Ministry of Public Affairs, Provincial Councils and Local Government.
 - Capacity building and curriculum development on the Multi-Level Teaching (MLT) approach in primary education, a joint initiative between UNICEF and the Ministry of Education.

Major Accomplishments

- The operations of the Internal Quality Assurance Cell (IQAC) were focused on preparation for the Institutional Review (2023) and the upcoming Postgraduate Programme Reviews (2024-2028).
- The recruitment of additional cadres on a contract basis has been completed to improve the quality of general administrative operations.

Institute Key Statistics

Human Capital		
Number of Postgraduate Students	Local	3278
	Foreign	73
Number of Teaching Staff	Permanent	180
	Visiting	
Number of Non-Academic Staff		-
Intellectual Capital		
Number of Boards of Studies		05
	Postgraduate Diplomas	22
	Master's	27
Number of Postgraduate Degree Programmes awarded	M.Phil.	All disciplines in the field of Humanities & Social Sciences
	Ph.D.	
Teacher-to-Student Ratio		-
Number of Awards Received	National	-
	International	-
New Courses Commenced		-
Research Grants secured		-
Research Output		
Number of Research Publications made in Peer-Reviewed Journals		72
Number of Presentations made at Conferences		-
Finance		Rs.
Total Operating Expenses with Depreciation		114,228,900.73
Total Operating Expenses without Depreciation		102,794,709.47

2.12 Postgraduate Institute of Medical Sciences

(As reported by the Director - Prof. S.D. Dharmaratne)

Introduction

The Postgraduate Institute of Medical Sciences (PGIMS) was established on September 9, 2019 under section 24A (1) of the Universities Act, No.16 of 1978 and was published in Gazette Extraordinary No. 2141/13 of 2019. The Institute is affiliated with the University of Peradeniya, Sri Lanka. At present, the Institute offers two-degree programmes, namely, Master of Science in Exercise and Sport Sciences (MSc.ESS) and Master of Public Health (MPH).

Key Activities and Initiatives Undertaken

- The PGIMS admitted the first batch of students for the Master of Science in Exercise and Sport Sciences (MSc.ESS) and Master of Public Health (MPH) degree programmes in April 2023.
- Conducted a workshop on Tropical Medicine in collaboration with the Centre for Research in Tropical Medicine in August 2023.

Major Accomplishments

- The PGIMS commenced its academic activities in 2023 by starting two-degree programs namely, Master of Science in Exercise and Sport Sciences (MSc. ESS) and Master of Public Health (MPH).
- Initiated discussions with Stanford University for future collaborations in staff-student exchange programmes and initiation of new degree programmes.

Institute Key Statistics

Human Capital		
Number of Postgraduate Students	Local	58
	Foreign	-
Number of Teaching Staff	Permanent	-
	Visiting	30
Number of Non - Academic Staff		2
Intellectual Capital		
Number of Boards of Studies		04
Number of Postgraduate Degree Programmes awarded	Postgraduate Diplomas	-
	Master's	02
	M.Phil.	-
	Ph.D.	-
Teacher-to-Student Ratio		
Number of Awards Received	National	-
	International	-
New Courses Commenced		02
Research Grants secured		-
Research Output		
Number of Research Publications made in Peer-Reviewed Journals		-
Number of Presentations made at Conferences		-
Finance		Rs.
Total Operating Expenses with Depreciation		20,406,440
Total Operating Expenses without Depreciation		20,042,427

2.13 Postgraduate Institute of Sciences

(As reported by the Director - Prof. H.M.T.G.A. Pitawala)

Introduction

The Postgraduate Institute of Science (PGIS) fosters the advancement of science, technology, and society through postgraduate programmes and scientific research. It encompasses interdisciplinary postgraduate studies and research in all branches of science. Over the years, PGIS has successfully expanded, offering several postgraduate programmes under 11 Boards of Study, with the participation of students from various universities in Sri Lanka and abroad. PGIS continues to develop leaders in the fields of science and contributes to the betterment of society through its research, focusing on solutions to national and international issues.

Key Activities and Initiatives Undertaken

- Develop comprehensive curricula for new programmes and undertook advanced revisions for existing programmes and the PGIS Handbook.
- Admitted students for various Master/MSc programmes in 2023 and registered over 60 students for MPhil and PhD programmes.
- Prepared for the implementation of a Management Information System (MIS) to streamline operational processes, scheduled for full integration in 2024.
- Organized and hosted numerous national and international webinars, workshops, short courses and conferences, including the prestigious annual PGIS Research Conference (RECON-2023).
- Implemented several collaborative research programmes with prestigious research institutes worldwide.

Major Accomplishments

- Launched the International Journal of Environmental Issues (IJEI)
- Successfully launched a master's programme catering specifically to Chinese students, fostering global academic collaboration.
- Established a Unit of Excellence in Biodiversity Research, aimed at advancing research initiatives and contribution to the field.
- Acquired state-of-the-art instruments to establish advanced laboratories, enhancing research capabilities.
- Received a clear Audit Opinion for the year 2022.
- Awarded eleven new PGIS Research Grants and ten extension grants funded through generated funds

Institute Key Statistics

Human Capital		
Number of Postgraduate Students	Local	1973
	Foreign	29
Number of Teaching Staff	Permanent	233
	Visiting	
Number of Non-Academic Staff		27
Intellectual Capital		
Number of Boards of Studies		11
Number of Postgraduate Degree Programmes awarded	Postgraduate Diplomas	1
	Master's	28
	M.Phil.	11
	Ph.D.	11
Teacher-to-Student Ratio		-
Number of Awards Received	National	-
	International	-
New Courses Commenced		-
Research Grants secured		-
Research Output		
Number of Research Publications made in Peer-Reviewed Journals		63
Number of Presentations made at Conferences		186
Finance		Rs.
Total Operating Expenses with Depreciation		184,359,095
Operating Expenses without Depreciation		135,611,875

3. Financial Performance

(As reported by the Bursar, Mr A.M.N.B. Arampath)

Introduction

The Division of Financial Administration of the University of Peradeniya continues to uphold its commitment to excellence in managing the University's financial operations. Our Division encompasses a wide range of financial management functions, including cash management, financial planning & budgeting, treasury management, financial reporting, statutory relations, and self-financing activities, among others. This report outlines our performance in 2023, building upon the foundations laid in the previous years.

Operational Structure

The Financial Administration Division at the University of Peradeniya is structured to ensure the effective management of the University's finances. Led by the Bursar, a full-time officer, the division is tasked with a wide range of financial management functions. The division oversees twelve (12) central sub-divisions and ten (10) branches that serve the faculties and the Centre for Distance and Continuing Education. These teams work collaboratively to manage cash, budgeting, treasury, financial reporting, statutory relations, and self-financing activities, among other responsibilities.

With challenges and opportunities presented in 2023, our dedicated team consisting of Deputy Bursars, Senior Assistant Bursars, Assistant Bursars, the subordinate staff of Bookkeepers and Management Assistants who cover the financial functions of the entire University has continued to provide exceptional service and support to all stakeholders.

Enterprise Resource Planning (ERP) System

The SAP Business One ERP system, implemented in 2022, has further matured in 2023, enhancing our operational efficiency and transparency. The system now fully integrates all faculties, departments, divisions, units, and centres within the University, providing a seamless platform for

managing our financial and operational processes. New modules and functionalities were introduced this year to expand our capabilities in areas such as online payments, mobile accessibility, and advanced analytics for decision-making. These enhancements have significantly contributed to our goal of reducing paper usage, automating financial functions, and standardizing operational processes across the University.

Financial Performance Overview

Revenue Growth

In 2023, we observed a notable improvement in our revenue streams, reflecting the effectiveness of our strategic initiatives and the robust performance of our ERP system. The diversification of our income sources, coupled with the efficient management of government grants and self-financing activities, has strengthened our financial position. We continued to see growth in other income, driven by innovative research activities, international collaborations, and enhanced resource management.

Expenditure Management

Our expenditure in 2023 was carefully managed to align with our strategic priorities and financial planning objectives. The focus on optimizing operational efficiency, through the ERP system and other measures, has resulted in significant cost savings across various departments. This has allowed us to allocate resources more effectively to areas of strategic importance, such as academic excellence, research innovation, and student welfare.

Value Addition and Financial Position

The value addition to the University, as a result of our financial activities, has seen a positive trend in 2023. Our careful management of operating expenses, coupled with strategic investments and the optimization of assets, has contributed to a stronger financial position. The University's total

assets have grown, reflecting ongoing investments in infrastructure, technology, and academic resources, which are critical for sustaining our position as a leading educational institution.

Financial Position (Highlights)

The University's financial position in 2023 strengthened, with total assets increasing significantly to Rs. 32.5 Bn. This growth in assets was driven by investments in property, plants, and equipment, reflecting ongoing infrastructure developments and enhancements in the University's physical and academic resources.

Total Non-Current Assets

Non-current assets saw a notable increase, particularly in property, plants, and equipment, work in progress, and restricted funds. This growth indicates the University's ongoing commitment to enhancing its infrastructure and academic facilities, supporting its long-term strategic objectives.

Composition of Current Assets

The composition of current assets in 2023 included cash & cash equivalents, investments, advances, sundry debtors and receivables, and inventories. The diversity of current assets underscores the University's strategic approach to managing liquidity and ensuring financial stability.

Current Assets vs Current Liabilities

The ratio of current assets to current liabilities in 2023 demonstrated the University's strong liquidity position, enabling it to comfortably meet its short-term obligations. This ratio is a critical indicator of the University's financial health and operational efficiency.

Cost per Student

The cost per student in 2023 varied across faculties, reflecting the differing resource requirements and academic priorities. This investment in students is indicative of the University's commitment to providing high-quality education and support, ensuring that students have access to the resources and opportunities they need to succeed.

Looking Forward

As we move into 2024, the Financial Administration Division remains committed to building on our achievements and exploring new opportunities for financial sustainability and growth. We will continue to leverage technology, optimize our financial management practices, and support the University's mission of academic and research excellence.

4. Audit & Management Committee Report

(As reported by the Chairman of the Audit & Management Committee, Ms A.A.T.K. Adikari)

Introduction

According to clause 4.2 of the Guidelines on Corporate Governance for State-Owned Enterprises, the Audit Committee should consist of 3 non-executive directors or 1/3rd of non-executive directors of the Board, whichever is higher, with at least one member possessing knowledge and qualifications in financial management, with such member being appointed as the Chairman of the Audit Committee. Whenever the Board of Directors consists of a Treasury representative, such a member should be appointed to the Audit Committee, and the Representative of the Treasury should be appointed as Chairman as per the directives given by the COPE.

In the year 2023, five (05) Audit and Management Committee meetings were held and performed its duties according to the scope specified in the Public Enterprises Guidelines for Good Governance, University Grants Commission Circulars, Ministry of Higher Education Circulars, Department of Management Audit Circulars and made recommendations to strengthen the internal control systems and improve the administrative and finance procedures of the University of Peradeniya.

Progress

During the year under review, the Audit and Management Committee made numerous recommendations, directions, and proposals that have paved the way towards improving internal controls and adhering to rules and regulations. The University of Peradeniya also obtained a qualified audit opinion from the Auditor General on the financial statements for the financial year ended December 31, 2022, for the ninth consecutive year.

Internal Audit Division

Important matters and work done by the Internal Audit Division under the guidance of the Audit and Management Committee can be summarized

as follows:

- During the year 2023, the Internal Audit Division has covered 15 s out of 17 audit programmes that were approved by the Audit and Management Committee. Accordingly, the Internal Audit Division has made over 300 recommendations by issuing 54 internal audit reports and addressing audit queries of the National Audit Office to enrich the internal control systems of the University.
- Conducted a procurement and contract audit on contract works such as capital projects, rehabilitation, improvement of capital assets, and maintenance.
- Reviewed, evaluated and made recommendations to upgrade the systems and internal controls for the verification of library books at the Main Library and faculty libraries, as well as awarding and utilizing endowment funds for students.
- Conducted a special audit on training programmes, research operations, and self-generating activities.
- Reviewed, evaluated, and made recommendations to upgrade systems and internal controls for the operations of the IT Centre, Human Rights Center, Landscape Division, Center for Environmental Studies, and the Health Center.
- Conducted a procurement audit on purchasing clinical lockers and reported the losses in this regard.
- Reviewed and audited payment vouchers, and the annual budget.
- Reviewed, evaluated and made recommendations to develop the policy/guidelines on self-financing PG programmes and conduct an IT audit on the recruitment system for temporary academic staff.

- Reviewed, evaluated, and made recommendations to upgrade the systems and internal controls of the research grants related to the Faculty of Science and Allied Health Sciences.
- Reviewed, evaluated, and made recommendations to upgrade the systems and internal controls on the utilization of income-generating activities, other funds, and research grants related to the Faculty of Veterinary Medicine and Animal Science.
- Issued Management Letters to streamline the internal control system on the submission of specimens of the bond and agreement to be signed when granting fellowships or scholarships to university students to pursue postgraduate studies.
- Worked with the external auditor and directed the officers and internal auditors at the University of Peradeniya to take action on the highlighted flaws and lapses in the Auditor General's audit queries and reports.
- Continuous monitoring of the replies forwarded on audit queries and their follow-up actions.
- Reviewed, evaluated, and made recommendations to upgrade the systems and internal controls on human resource development, attendance of employees, inventory and stock verification of the Dental Faculty, contract administration, revenue, expenditure, investments, procurement, payroll management, financial management, management of staff quarters, recruitments, promotions, payment of retiring benefits (release of UPF), violation of bonds and agreements, environmental management (landscaping), cash management, etc.
- In addition, the Internal Audit Division has almost covered its annual internal audit plan by using sample audit techniques, tests of controls, substantive analytical procedures, and detailed substantive procedures.
- The Internal Audit Division performed the

mandatory, routine pre-audit activities summarized below for the year 2023.

Pre-auditing activities resulted in a savings of Rs. 1,071,888.86 for the university during the year 2023.

Audit Queries of the National Audit Office

Pre-Auditing Activities (No. of Files)	Total
University Provident Fund (Permanent)	169
University Provident Fund (Temporary)	368
Retirement Gratuity	160
Pensions	46
Bonds & Agreements	70
Payment of Construction Contracts	40
Arrears of Salaries	37
Grand Total	890

The audit queries received from the Auditor General have been addressed by upgrading the internal control system of the University. The following details can be shown for the last four years.

Year	No. of Audit Queries	Answered	No. of Audit Queries Un-answered/ to be Answered
2020	26	26	-
2021	27	27	-
2022	39	39	-
2023	35	26	09*

* Answers are being prepared.

5. Future Projection Report on Sustainability

The University of Peradeniya, drawing inspiration from initiatives showcased on the Centre for Environmental Sustainability (CES) website (<https://ces.pdn.ac.lk/Home.html>), proudly presents its 2023 Sustainability Report. This report highlights our unwavering commitment to a more sustainable future, encompassing environmental responsibility, social impact, and economic viability.

University Sustainability Website

The CES serves as a valuable hub for sustainability-related activities, providing resources, information, and updates on projects, research, and community engagement efforts. Its platform fosters knowledge sharing, collaboration, and advocacy for sustainable practices among students, faculty, staff, and the wider community.

2023 Achievements

Water Conservation

- **Raised awareness:** Implemented educational campaigns promoting responsible water usage.
- **Infrastructure upgrades:** Installed low-flow fixtures and appliances, reducing water consumption.
- **Landscaping practices:** Implemented water-efficient landscaping practices, minimizing irrigation needs.

Transportation

- **Sustainable commuting:** Encouraged cycling, walking, and carpooling through infrastructure improvements and incentives.
- **Public transportation:** Provided discounted public transportation season tickets for students and staff.
- **Awareness campaigns:** Promoted sustainable commuting choices through targeted campaigns.

Energy Efficiency

- **Upgrades:** Upgraded lighting, appliances, and equipment to energy-efficient models.
- **Smart control:** Utilized motion sensors and smart control systems to optimize energy use.
- **Renewable energy:** Invested in renewable energy sources like solar panels, reducing reliance on fossil fuels.
- **Energy audits:** Conducted regular energy audits and implemented efficiency improvements based on findings.

Sustainable Procurement

- **Responsible sourcing:** Prioritized local and sustainable suppliers, minimizing environmental impact.
- **Recycled and eco-friendly products:** Purchased recycled, recyclable, and environmentally friendly products whenever possible.
- **Minimized packaging:** Minimized packaging and waste associated with procurement.
- **Ethical sourcing:** Implemented ethical sourcing practices, ensuring responsible labour conditions.

Waste Reduction and Recycling

- **Expanded programmes:** Expanded composting and recycling programme.
- **Food waste reduction:** Implemented initiatives to reduce food waste in cafeterias and dining halls.
- **Paper and e-waste:** Launched initiatives to reduce paper waste and responsibly manage electronic waste.
- **Responsible disposal:** Encouraged responsible waste disposal practices among

students and staff through awareness campaigns and infrastructure improvements.

- Local partnerships: Collaborated with local waste management companies for responsible recycling and waste processing.

Community Engagement

- Local events and workshops: Organized sustainability-themed events and workshops for the local community, promoting awareness and engagement.
- Local partnerships: Partnered with local organizations to promote sustainable practices and address community needs.
- Educational resources: Provided educational resources and training on sustainability to various community groups.
- Sustainable development projects: Supported community-based sustainable development projects, fostering collaboration and positive impact.

Faculty Initiatives

- **Agriculture:** Collaborated with private companies on shared farm operations, promoting resource efficiency and economic sustainability, resulting in a 20% reduction in water usage.
- **Faculty of AHS:** Expanded physiotherapy services at the Divineguma building, serving 30% more patients and improving accessibility to quality healthcare.
- **Faculty of Dental Sciences:** Introduced paperless systems and sustainable practices, reducing paper consumption by 15% and promoting responsible resource management.
- **Faculty of Management:** Implemented the 5S Concept, enhancing workplace organization and efficiency, leading to a 10% increase in productivity.
- **Faculty of Medicine:** Improved the elective student programme and initiated income generation activities, enhancing financial

sustainability and providing valuable learning experiences.

IT Centre

- Launched Green IT initiatives, including energy-efficient upgrades and data center optimization, achieving a 12% reduction in energy consumption.
- Partnered with external entities to share resources and expertise, maximizing resource utilization and promoting collaborative innovation.

Research

Secured multidisciplinary research grants focusing on sustainable solutions in agriculture, waste management, and renewable energy, contributing to advancements in critical areas.

Waste Management

Expanded composting and recycling programmes, aiming for a waste-free campus by 2025

Annual Financial Statement

2023



THE FINANCIAL STATEMENTS FOR THE YEAR ENDED 31st DECEMBER 2023
UNIVERSITY OF PERADENIYA

STATUTORY REPORT

01. GENERAL

- 1.1** The financial statements of the University have been prepared and submitted in terms of section 106 (1) and 107 (b) of the Universities Act No 16 of 1978 and subsequent amendments and in terms of the Section 13 (6) of the Finance Act No 38 of 1971.
- 1.2** In Compliance with the instructions of Director General, Department of Public Enterprises by his letter No: PE/168/4/2003 dated 15.10.2003, the financial statements of the Postgraduate Institute of Agriculture (PGIA), Postgraduate Institute of Science (PGIS) and Postgraduate Institute of Humanities and Social Sciences (PGIHS), Postgraduate Institute of Medicine Sciences (PGIMS) are not amalgamated into the financial statements of the University. These four institutions were established as affiliated institutes of the University but incorporated separately, thereby considered as separate entities.
- 1.3** The financial statements of the University of Peradeniya have been prepared and presented in accordance with the Sri Lanka Public Sector Accounting Standards (SLPSAS) unless otherwise stated that Generally Accepted Accounting Principles (GAAP) and policies have been followed consistently.

02. FINANCIAL HIGHLIGHTS

2.1 GOVERNMENT FUNDING

2.1.1 Recurrent Grants Received

Description	2023 Allocation Rs.	2023 Rs.	2022 Rs.
Recurrent	7,975,000,000	7,975,000,000	7,790,000,000
Mahapola Scholarships	-	329,613,500	171,966,000
Bursaries	-	58,714,400	45,868,000
Total	7,975,000,000	8,363,327,900	8,007,834,000

2.1.2 Capital Grants Received (GOSL)

Description	2023 Allocation Rs.	2023 Rs.	2022 Rs.
Building Constructions	257,800,000	257,800,000	110,000,000
Equipment, Books and Periodicals	125,000,000	125,000,000	60,000,000
Rehabilitation and Maintenance of Fixed Assets	67,200,000	67,200,000	65,000,000
Grants Human Capital Development	19,000,000	19,000,000	-
Capital grants for Research	56,000,000	56,000,000	-
University Grants Commission Grants			3,500,000
Ministry of Education Grants	-	-	-
AHEAD Project Grants	-	-	-
Total	525,000,000	525,000,000	238,500,000

2.2 OPERATING SURPLUS/(DEFICIT)

The net Deficit for the year 2023 is Rs 342,546,288.53 compared to the net Surplus of Rs. 77,582,289.23 in 2022. The Net Operating result of the University after adjusting non-financial transactions is as follows:

Description	2023 Rs.	2022 Rs.
Net Surplus/ (Deficit)	(342,546,288.53)	(77,582,289.23)
Non-Financial Transactions		
Add- Allowance for Depreciation & Amortization of Intangible Assets	1,604,156,417.32	1,073,565,004.25
Provision for Gratuity	441,051,267.20	236,989,334.13
Net operating Surplus/(Deficit) after adjusting for Notional Expenses	1,702,661,395.99	1,232,972,049.15

2.3 LOANS GRANTED TO THE EMPLOYEES

Four different types of loans (Distress, Computer, Staff and Vehicle) are granted to the employees of the University and recovered over a period of six years. Interest of loan balances to be recovered within a year over 12 months and capital of loan recovered within a year over 10 months as per the UGC circular No: 70, have been shown as current assets and remainder is shown as non-current assets.

The loans granted from University Provident Fund to the employees of the University is administrated by the University Grants Commission (UGC) and therefore, it is not included in the Financial Statements of the University.

2.4 RECOVERIES FROM VIOLATORS OF BONDS AND AGREEMENTS

University was able to recover an amount of Rs.115,326,086.64 from the violators of bonds and agreements in the year 2023 compared to Rs. 57,548,452.70 recovered in the year 2022. The receivable and liability balances of the violators of bonds and agreements as at 31st December 2023 are shown below.

Description	2023 Rs	2022 Rs.
Balance receivable as at 1 st January	240,944,708.51	132,924,047
Additions/Adjustments during the year	196,027,883.85	165,569,113
Recovered during the year	(115,326,086.64)	(57,548,452.70)
Balance as at 31st December	321,646,505.72	240,944,708.51

2.5 SCHOLARSHIP FUNDS

The University maintains separate individual scholarship funds for each scholarship granted by local and foreign individuals and institutional donors. The interest income derived from investments of such funds are utilized for the payment of scholarships according to the criteria approved by the Scholarship Committee.

2.6 CASH AND CASH EQUIVALENTS

Cash and cash equivalents are defined as cash in hand, demand deposits and short term highly liquid investments readily convertible to known amounts of cash and subject to insignificant risk of change in value.

The summarized bank account balances, as at 31st December are as follows.

Account Type	2023 Rs.	2022 Rs.
Savings Accounts	139,333,759.32	2,307,879.42
Current Accounts - Research	377,534,829.81	128,226,109.50
- Recurrent	18,762,135.01	178,456,154.85
- Capital	1,435,172.18	64,596,085.29
Residential Foreign Currency (RFC) Accounts	119,033,556.50	212,246,461.03
Total	656,099,452.82	585,832,690.09

03. INVENTORIES

The physical verification of inventories as at 31st December 2023 was carried out by independent

verification boards appointed by the University for each Faculty, Department, Centre, Unit, Section of the University and the verified balances have been adjusted to the statement of financial position as at 31st December 2023.

04. DEPRECIATION OF PROPERTY, PLANT AND EQUIPMENT (PPE)

Allowance for depreciation on Property, Plant and Equipment has been made in accordance with the provisions of the University Grants Commission Circular No: 649 and the SLPSAS 07. All categories of PPE except books and periodicals, buildings, Plant Machinery & tools, Furniture & fittings, cloaks, Teaching equipment and office equipment were revalued as at 01st January 2023 and depreciation is provided on the revalued amounts at the rates specified in the circular.

05. BIOLOGICAL ASSETS

The livestock held at Dodamgolla Farm, Mawalawatta Farm and Udaperadeniya Farm operated by the Faculty of Veterinary Medicine and Animal Sciences and Faculty of Agriculture have been valued and shown in the statement of financial position according to the provisions of the SLPSAS 18.

06. PROVISION FOR GRATUITY

Provisions have been made for gratuity of the employees of the University according to the provisions of the Gratuity Act No: 12 of 1983. The summary of provision for gratuity as at 31st December 2023 according to employee categories are as follows.

Employee Category	2023 Rs.	2022 Rs.
Academic	1,696,178,911	1,589,683,252
Non-Academic	882,809,129	824,156,972
Total	2,578,988,040	2,413,840,224

07. CONTINGENT ASSETS AND CONTINGENT LIABILITIES

Contingent Assets and Contingent Liabilities arisen from legal cases filed by the University and filed against the University have been disclosed in schedules to the Financial Statements as laid down in the SLPSAS 08.

08. COST PER STUDENT

The cost per student for the year ended 31st December 2023 and comparison for last 6 years are given below.

Year	Number of Students	Cost per student with Deprecation Rs.	Cost per student without Deprecation Rs.	Recurrent grant per student Rs.
2023	14136	789,695	676,215	564,162
2022	13731	742,977	664,791	567,329
2021	12265	754,952	674,678	614,024
2020	11280	876,716	767,947	653,546
2019	10951	939,547	837,555	632,523
2018	12756	609,450	531,352	419,686

09. PRIOR PERIOD ERRORS

Prior period errors related to the year 2022 have been recognized in the year 2023 corrected by restating the comparative figures of the opening balances of Assets, Liabilities and net Assets/Equity for the prior period presented in compliance with the SLPSAS 03.

10. GENERAL

The University of Peradeniya has worked towards achieving the goals and objectives identified in the Corporate Plan of the University for the year under review. As a pioneer University in the country, University of Peradeniya has been able to fulfil the social responsibilities in the areas of higher education, research and innovation.

THE FINANCIAL STATEMENTS FOR THE YEAR ENDED 31st DECEMBER 2023
UNIVERSITY OF PERADENIYA

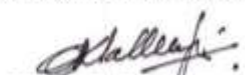
STATEMENT OF FINANCIAL POSITION

	Notes	2023 Rs.	2022 Rs.
ASSETS			
Current Assets			
Cash and cash equivalents	1	656,099,452.82	585,832,690.09
Investment - Endowment Funds		334,329,446.47	300,632,401.08
Investment - Restricted Funds		2,036,763,301.92	1,700,972,660.31
Sundry Debtors and Receivables	2	255,779,600.52	286,507,698.08
Monies due from other Institutions	3	2,859,874.56	2,637,691.35
Advances	4	66,936,368.47	113,684,184.77
Fuel Deposits	5	1,739,950.00	1,639,950.00
Loans to staff	6	71,145,753.34	62,309,619.58
Inventories	7	327,786,242.96	302,154,294.04
Pre payments		770,792.09	1,427,294.08
Receivable from Bond Violators	8	321,646,505.72	240,944,708.51
		4,075,857,288.87	3,598,743,191.89
Non Current Assets			
Loans to staff	6	179,240,885.82	161,319,028.59
Biological Assets	9	35,355,070.00	23,994,710.00
Property plant and equipment- Tangible	10	26,417,960,158.46	26,317,937,181.89
Property plant and equipment- Intangible	10	22,002,162.59	23,768,148.86
Work in Progress	11	1,770,466,834.03	2,356,535,532.69
		28,425,025,110.90	28,883,554,602.03
Total Assets		32,500,882,399.77	32,482,297,793.92
EQUITY & LIABILITIES			
Current Liabilities			
Miscellaneous Deposits	12	6,840,869.52	6,083,798.02
Sundry payables and Pre-receipt	13	238,069,207.21	267,553,733.96
Accrued Expenses	14	149,043,596.75	219,832,514.95
		393,953,673.48	493,470,046.93
Non Current Liabilities			
Gratuity Provision		2,578,988,040.95	2,413,840,224.00
		2,578,988,040.95	2,413,840,224.00
Total Liabilities		2,972,941,714.43	2,907,310,270.93
Total Net Assets/Equity		29,527,940,685.34	29,574,987,522.99
EQUITY			
Capital Grant - unspent	15	30,136,797.17	64,596,085.29
Accumulated Fund-Capital		9,487,462,693.48	9,975,334,131.81
Accumulated Surplus/(Deficit)		5,670,733,927.90	5,473,630,988.21
		15,188,333,418.55	15,513,561,205.31
Reserve & Restrcted Funds			
Violation of Bonds and Agreement Fund		929,400,741.92	747,751,823.80
Endowment Funds		380,078,182.74	310,249,847.91
Research Grants		292,285,497.84	396,408,814.73
Miscellaneous Projects		180,132,900.24	152,531,091.46
Deferred Income - Self -Financing Activities		458,458,874.99	394,725,182.78
Other Funds		283,305,650.64	243,814,138.58
Fixed Assets Revaluation Reserve		11,815,945,418.42	11,815,945,418.42
		14,339,607,266.79	14,061,426,317.68
Total Net Assets/Equity		29,527,940,685.34	29,574,987,522.99

We certify that the financial statements comply with the requirements of the Finance Act No 38 of 1971


AMNB ARAMPATH
BURSAR

The members of the governing council is responsible for the preparation and presentation of these financial statements.


PROF. TERENCE MADHUJITH
VICE- CHANCELLOR (Acting)


EMGMB EKENAYAKE
REGISTRAR (Acting)

THE FINANCIAL STATEMENTS FOR THE YEAR ENDED 31st DECEMBER 2023
UNIVERSITY OF PERADENIYA

STATEMENT OF FINANCIAL PERFORMANCE

<i>Notes</i>	2023 <i>Rs.</i>	2022 <i>Rs.</i>
REVENUE		
CURRENT		
Revenue from non-Exchange Transaction-Current		
Government Grants - Recurrent	7,975,000,000.00	7,790,000,000.00
Government Grants - Capital - Recurrent Nature	10,193,171.52	101,080,536.47
Government Grants - Human Capital Development- Recurrent Nature	1,194,050.76	720,770.00
Grants - Bursary	58,714,400.00	45,868,000.00
Grants - Mahapola	329,613,500.00	171,966,000.00
Internal Generated Income	423,989.00	636,097.44
Income from Research Grants, Self-Finance Activities & others	646,200,716.22	738,745,959.69
Amortization of Government Grants & Donations	-	-
Total Revenue from non-Exchange Transaction-Current	9,021,339,827.50	8,849,017,363.60
Revenue from Exchange Transaction-Current		
Interest Income	368,340,461.84	231,610,676.53
Internal Generated Income	319,031,193.25	422,732,716.86
Total Revenue from Exchange Transaction-Current	687,371,655.09	654,343,393.39
Total Revenue-Current	9,708,711,482.59	9,503,360,756.99
CAPITAL		
Revenue from non-Exchange Transaction-Capital		
Capital Transfer	697,089,578.56	338,883,477.00
Gift, Donation, Goods in kind- Local & Foreign	352,872,653.52	352,255,504.73
Assets Received From Research Grant	61,908,925.44	-
Total Revenue-Capital	1,111,871,157.52	691,138,981.73
TOTAL REVENUE	10,820,582,640.11	10,194,499,738.72
EXPENSES		
CURRENT		
Personnel Emoluments	7,303,409,340.42	7,217,472,020.75
Travelling Expenses	6,690,585.55	12,110,520.10
Supplies	217,617,072.77	249,146,753.27
Maintenance Expenditure	102,341,855.72	41,399,450.42
Contractual Services	657,679,620.47	433,956,675.83
Financial Assistance to Students	388,329,500.00	45,868,000.00
Other Recurrent Expenses	882,904,536.39	1,198,563,603.33
Total Expenses (Non Capital Nature)	9,558,972,511.32	9,198,517,023.70
CAPITAL		
Depreciation	1,599,124,027.49	1,070,978,881.86
Amortization of Intangible Assets	5,032,389.83	2,586,122.39
Total Non-Operating Expenses	1,604,156,417.32	1,073,565,004.25
TOTAL EXPENSES	11,163,128,928.64	10,272,082,027.95
SURPLUS/(DEFICIT) FOR THE YEAR	(342,546,288.53)	(77,582,289.23)
Current Surplus/(Deficit) for the period	149,738,971.27	304,843,733.29
Capital Surplus/(Deficit) for the period	(492,285,259.80)	(382,426,022.52)
	(342,546,288.53)	(77,582,289.23)

THE FINANCIAL STATEMENTS FOR THE YEAR ENDED 31st DECEMBER 2023
UNIVERSITY OF PERADENIYA

STATEMENT OF CHANGES IN EQUITY

Description	Accumulated Surplus/ (Deficit) Rs.	Revaluation Reserve Rs.	Capital Grants Unspent Rs.	Other Reserves & Restricted Funds Rs	Accumulated Fund-Capital Rs.	Total Rs.
Balance as at 01st January 2021	5,473,630,988.13	11,815,945,418.42	64,596,085.29	2,245,480,899.26	9,975,334,131.81	29,574,987,522.91
Adjustment Previous Year	5,229,940.13					5,229,940.13
Balance as at 31st December 2021	5,478,860,928.26	11,815,945,418.42	64,596,085.29	2,245,480,899.26	9,975,334,131.81	29,580,217,463.04
Balance as at 01st January 2022	5,478,860,928.26	11,815,945,418.42	64,596,085.29	2,245,480,899.26	9,975,334,131.81	29,580,217,463.04
Capital Grants & Donations Received Previous Year						
Adjustment Previous Year						
Capital Surplus -Previous Year						
Adjusted Balance as at 01st January 2022	5,478,860,928.26	11,815,945,418.42	64,596,085.29	2,245,480,899.26	9,975,334,131.81	29,580,217,463.04
Unspent Transfer to spent account			(34,459,288.12)			(34,459,288.12)
Net Movement of Funds / Capital Grants				278,180,949.11		278,180,949.11
Adjustment Previous Year	28,715,754.52				4,413,821.47	33,129,575.99
Gain/(Loss) from foreign currency transactions -RFC	13,418,273.85					13,418,273.85
Current Surplus/(Deficit) for the period	149,738,971.27					149,738,971.27
Capital Surplus/(Deficit) for the period					(492,285,259.80)	(492,285,259.80)
Balance as at 31st December 2023	5,670,733,927.90	11,815,945,418.42	30,136,797.17	2,523,661,848.37	9,487,462,693.48	29,527,940,685.34

THE FINANCIAL STATEMENTS FOR THE YEAR ENDED 31st DECEMBER 2023
UNIVERSITY OF PERADENIYA

CASH FLOW STATEMENT

	2023	2022
	Rs.	Rs.
CASH FLOW FROM OPERATING ACTIVITIES		
Surplus/Deficit from ordinary Activities	(342,546,288.53)	(77,582,289.23)
Non Cash movements/Adjustments		
Depreciation and Amortization of Intangible Asset	1,604,156,417.32	1,073,565,004.25
Provision for gratuity	441,051,267.20	236,989,334.13
Interest from investment	(368,340,461.84)	(231,610,676.53)
Amortization of government grant and donation assets		-
Profit/Loss arising from livestock	(11,360,360.00)	(8,606,733.00)
Gain arising from foreign exchange transactions	13,418,273.85	(132,975,510.67)
Grant for human capital development project	(1,194,050.76)	(720,770.00)
Government grant for rehabilitation and maintenance	(10,193,171.52)	(101,080,536.47)
Revenue-Capital Grants and Donations	(1,111,871,157.52)	(691,138,981.73)
Operating Surplus/(Deficit) before working capital changes	213,120,468.20	66,838,840.75
Working Capital Changes		
(Increase)/Decrease Advances	46,747,816.30	111,509,248.35
(Increase)/Decrease Monies due from other Universities/Institutions	(222,183.21)	(2,462,125.94)
(Increase)/Decrease Sundry Debtors/ Receivables	30,728,097.56	(190,393,359.14)
(Increase)/Decrease Fuel Deposit	(100,000.00)	(175,000.00)
(Increase)/Decrease Inventories	(25,631,949)	(23,119,451.33)
(Increase)/Decrease Prepayments	656,501.99	(675,063.68)
(Increase)/Decrease Receivable on violation of bonds	(80,701,797.21)	(108,020,660.71)
(Increase)/Decrease Loans to Staff	(26,757,990.99)	(20,947,841.17)
(Increase)/Decrease Miscellaneous deposits	757,071.50	1,153,564.50
(Increase)/Decrease Sundry Payables	(29,484,526.75)	72,156,381.59
(Increase)/Decrease Accrued expenses	(70,788,918.20)	64,704,803.36
Net Cash flows from Operating activities after working capital changes	58,322,590.27	(29,430,663.42)
Gratuity Payment	(274,374,061.62)	(168,067,268.99)
Net Cash flows from Operating activities	(216,051,471.35)	(197,497,932.41)
CASH FLOW FROM INVESTING ACTIVITIES		
Addition to Fixed Assets and intangible Asset	(449,986,772.79)	(160,832,377.09)
Addition to work in progress	(262,995,568.26)	(275,360,991.25)
New Investments	(2,524,338,113.84)	(2,590,441,396.34)
Withdrawal of Investments	2,188,547,472.33	2,375,490,995.05
Interest Received from investment	403,051,689.09	81,810,651.25
Net Cash Flows from investing Advities	(645,721,293.47)	(569,333,118.38)
CASH FLOWS FROM FINANCING ACTIVITIES		
AHEAD Project Grants	118,858,578.44	-
Government Grants - Capital	525,000,000.00	235,000,000.00
UGC Grants	10,000,000.00	3,500,000.00
Ministry Grants		-
Bond Violation Fund	181,648,918.12	161,837,041.45
Endowment Fund	69,828,334.83	33,220,632.13
Research Grants	(104,123,316.89)	(898,014.19)
Miscellaneous Projects, Other Grants and Deferred Income	130,827,013.05	102,638,576.31
Net Cash Flows from Financing Activities	932,039,527.55	1,315,001,682.38
Net Increase (Decrease) in Cash & Cash equivalents	70,266,762.73	(231,532,815.09)
Cash and cash equivalents at the beginning of the year	585,832,690.09	817,365,505.18
Cash and cash equivalents at the end of the year	656,099,452.82	585,832,690.09

THE FINANCIAL STATEMENTS FOR THE YEAR ENDED 31st DECEMBER 2023
UNIVERSITY OF PERADENIYA

NOTES TO THE FINANCIAL STATEMENTS

01. CORPORATE FINANCIAL INFORMATION

1.1 REPORTING ENTITY

University of Peradeniya, located in the Central Province, Kandy District, Peradeniya, Sri Lanka is a fully government owned higher educational Institute established under the Universities Act No 16 of 1978 and subsequent amendments thereto. It is the largest University in Sri Lanka in terms of the student population, funds allocation, number of faculties and employees etc.

1.2 DATE OF AUTHORIZATION FOR ISSUE

The Financial Statements of the University were authorized for issue by the Council of the University at its 539th meeting held on 24th February 2024.

1.3 REPORTING PERIOD

The Financial period of the University of Peradeniya is from 01st January 2023 to 31st December 2023

1.4 FINANCIAL STATEMENTS

The Financial Statements comprise the Statement of Financial Performance, Statement of Financial Position, and Statement of Changes in Equity, Cash Flow Statement, Comparison of budget and the actual amount and Significant Accounting Policies & Explanatory Notes as at 31st December 2023.

02. SUMMARY OF SIGNIFICANT ACCOUNTING POLICIES

2.1 STATEMENT OF COMPLIANCE

The Financial Statements have been prepared and presented in compliance with the Sri Lanka Public Sector Accounting Standards (SLPSAS) issued by the Institute of Chartered Accountants of Sri Lanka and General Accepted Accounting Principles (GAAP). However, Sri Lanka Accounting Standards (LKAS) have been adopted where no Public Accounting Standards are available to ensure the fair presentation.

2.2 BASIS OF MEASUREMENT

The Financial Statements of the University of Peradeniya have been prepared on historical cost convention except Property, Plant and Equipment (PPE) measured at Fair Value.

2.3 FUNCTIONAL AND PRESENTATION CURRENCY

The Financial Statements have been presented in Sri Lankan Rupees (SLR), which is the functional and presentation currency of the University.

2.4 MATERIALITY AND AGGREGATION

Each material class of similar items has been presented separately in the Financial Statements. Items of dissimilar nature or function are presented separately unless they are immaterial. Financial Statements result from processing many transactions or other events aggregated into the classes according to their nature or function.

2.5 OFFSETTING

Assets and liabilities, revenue and expenses have not been offset unless required by or permitted by SLPSAS.

2.6 GOING CONCERN

The Council of the University of Peradeniya has assessed the ability to continue as a going concern and has a reasonable expectation that the University has adequate resources to continue in operation for the foreseeable future. The Council does not foresee a need for liquidation or cessation of operations, taking into account all available information about the future. Therefore, the University continues to adopt the going concern basis in preparing the financial statements.

2.7 COMPARATIVE INFORMATION

When the presentation or classification of items in the financial statements is amended, comparative amounts have been reclassified unless it is impracticable. When it is impracticable to reclassify comparative amounts, the University has disclosed the nature of adjustments that would have been made if the amounts had been reclassified.

2.8 CURRENT VERSUS NON-CURRENT CLASSIFICATION

The University presents assets and liabilities in the Statement of Financial Position based on current/non-current classification as per SLPSAS.

03. SIGNIFICANT ACCOUNTING POLICIES ADOPTED

3.1 APPLICATION OF SLPSAS

The University has followed the SLPSAS when preparing and presenting financial statements of the University for the year 2023.

3.2 CHANGES IN ACCOUNTING POLICIES

Alternative accounting treatment for capital grants in terms of Sri Lanka Public Sector Accounting Standard - Revenue from non-exchange transactions (taxes and transfers) SLPSAS 11 in SLPSAS Volume (iii) has been adopted with effect from 01.01.2022 and comparative figures for 01.01.2022 has also been shown and no other significant changes in accounting policies taken place during the year under review.

3.3 SIGNIFICANT ACCOUNTING JUDGMENTS, ESTIMATES AND ASSUMPTIONS

Preparation of the financial statements of the University requires the management to make judgments, estimates and assumptions, which may affect the income, expenditure, assets, liabilities and disclosure of contingent assets & contingent liabilities as at the end of the financial year.

04. REVENUE RECOGNITION

The government grant for recurrent expenditure and income of research grants, miscellaneous projects & other grants, self-financing activities including academic assignments, and all other revenues have been recognized when they receive and where appropriate and practicable revenues have been recognized on accrual basis. Based on the adoption of the Alternative accounting treatment for capital grants in terms of Sri Lanka Public Sector Accounting Standard - Revenue from non-exchange transactions (taxes and transfers) SLPSAS 11 in SLPSAS Volume iii with effect from 01.01.2022, revenue from capital grants has also been recognized in the Statement of Financial Performance.

05. GOVERNMENT GRANTS

Government grants for capital and recurrent expenditure are recognized only when they are received by the University, keeping in line with the provisions of the SLPSAS 01. With the adaptation of the "Alternative accounting treatment for capital grants in terms of Sri Lanka Public Sector Accounting Standard - Revenue from non-exchange transactions (taxes and transfers) SLPSAS 11 in SLPSAS Volume (iii) with effect from 01.01.2022, when Property, Plant and Equipment are purchased out of Capital Grants and Donated Assets etc. are shown under the

Revenue from Non Exchange Transaction - Capital in the Statement of Financial Performance. The recurrent grant received for the year has been recognized as Revenue from non-Exchange Transaction - Current in the Statement of Financial Performance. Further, capital grants received by the University has been accounted through capital grant spent and unspent accounts and the effect of that are directly incorporated with the Statement of Financial Position.

06. PROPERTY, PLANT AND EQUIPMENT (PPE)

6.1 BASIS OF RECOGNITION

PPE is recognized if it is probable that future economic benefits associated with the asset will flow to the University and the cost of the asset can be measured reliably.

6.2 BASIS OF MEASUREMENT

An item of PPE that qualifies for recognition as an asset is initially measured at its cost. Cost includes expenditure that is directly attributable to the acquisition of the asset and subsequent costs. The cost of self-constructed assets includes the cost of materials, direct labour, and any other costs directly attributable to bringing the asset to a working condition for its intended use, the costs of dismantling and removing the items and restoring the site on which they are located. Purchased software which is integral to the functionality of the related equipment is capitalized as part of that equipment.

An item of PPE that qualifies for recognition as an asset is initially measured at its cost. Cost includes expenditure that is directly attributable to the acquisition of the asset and subsequent costs. The cost of self-constructed assets includes the cost of materials, direct labour, any other costs directly attributable to bringing the asset to a working condition for its intended use, the costs of dismantling and removing the items and restoring the site on which they are located. Purchased software which is integral to the functionality of the related equipment is capitalized as part of that equipment.

The University applied the revaluation model for the entire class of PPE after initial recognition at cost. If the carrying amount of a class of assets is increased as a result of a revaluation, the increase has been credited directly to revaluation surplus, and if the carrying amount of a class of assets is decreased as a result of a revaluation, the has been recognized in surplus or deficit.

All lands, buildings and motor vehicles belonging to the University were revalued as at 1st January 2022 by the Department of Valuation and other categories of assets except Library books and periodicals, Office and Other Equipment, Lab and Teaching Equipment and Cloaks have been revalued by internally appointed committee. The respective adjustments resulting from the above evaluations have been made in the financial statements of the University in accordance with the SLPSAS 07.

Allowance for depreciation on Property, Plant and Equipment has been made in accordance with the provisions of the University Grants Commission Circular No: 649 and the SLPSAS 07. All categories of PPE have been revalued at the beginning of the following years. And depreciation is provided on the revalued amounts at the rates specified in the circular. All categories of PPE purchased /constructed after respective year of revaluation are shown at cost and depreciation is provided at the rates specified in the said circular.

1.3.6.3 De-recognition of assets

An item of PPE is derecognized upon disposal or when no future economic benefits are expected from its use. Any gain or loss arising from De-recognition of the asset is recognized in surplus or deficit in the year the asset is derecognized.

1.3.6.4 Capital Work-In-Progress (WIP)

Capital Work-In-Progress is shown in the Statement of Financial Position at cost and transferred to the relevant asset when it is in the location and condition necessary for it to be capable of operating in the manner intended by the University.

1.3.6.5 Heritage assets

Heritage Assets of the archaeology department & Main Library are shown in separately.

1.3.6.6 Depreciation of PPE

The University adopts the straight-line method of depreciation where PPE except Land are depreciated at the below mentioned rates and the depreciation expenditure is recognized in Statement of Financial Performance based on the UGC Circular: 649.

The University applied the revaluation model for the entire class of PPE after initial recognition at cost up to the year ended 31 December 2022. All lands, buildings and motor vehicles belonging to the University were revalued as at 1st January 2022 by the Department of Valuation and other categories of assets except Library books and periodicals, Office and Other Equipment, Lab and Teaching Equipment and Cloaks have been revalued by internally appointed committee. The respective adjustments resulting from the above evaluations have been made in the financial statements of the University in accordance with the SLPSAS 07.

Allowance for depreciation on Property, Plant and Equipment has been made in accordance with the provisions of the University Grants Commission Circular No: 649 and the SLPSAS 07. All categories of PPE have been revalued up to the year ended 31 December 2022. And depreciation is provided on the revalued amounts at the rates specified in the circular. All categories of PPE purchased /constructed after respective year of revaluation are shown at cost and depreciation is provided at the rates specified in the said circular.

In accordance with the guidance provided by the Sri Lanka Public Sector Accounting Standards (SLPSAS) interpretation committee in the year 2023 regarding the treatment of entities carrying "zero" values in their "Property, Plant & Equipment (PPE)", in line with SLPSAS 7. The University of Peradeniya adopts the guidance of the accounting treatment for Property, Plant, and Equipment (PPE) and follows the cost model as outlined in SLPSAS 7 from the year 2023. This note details the treatment of certain assets within our PPE category that carry a "zero" value.

6.3 ZERO-CARRYING VALUES IN PPE

For the reporting period, certain assets within our PPE have been identified as having a residual value of zero. As per the directive from the SLPSAS interpretation committee, these assets have been subjected to the cost model. Under this model, an asset's carrying value is represented by its cost less any accumulated depreciation and any accumulated impairment losses. Consequently, if an asset's residual value is determined to be zero and its carrying value subsequently drops to zero, its depreciation charge is also recognized as zero.

Following this approach, the carrying amount of such assets has been maintained at zero in our financial statements. This treatment aligns with the SLPSAS 7 requirement for assets whose value, after accounting for depreciation and impairment losses, equals their residual value in these cases, zero. This method ensures transparency and compliance with the prescribed accounting standards, reflecting our commitment to accurate and responsible financial reporting.

6.4 DE-RECOGNITION OF ASSETS

An item of PPE is derecognized upon disposal or when no future economic benefits are expected from its use. Any gain or loss arising from De-recognition of the asset is recognized in surplus or deficit in the year the asset is derecognized.

6.5 CAPITAL WORK-IN-PROGRESS (WIP)

Capital Work-In-Progress is shown in the Statement of Financial Position at cost and transferred to the relevant asset when it is in the location and condition necessary for it to be capable of operating in the manner intended by the University.

6.6 HERITAGE ASSETS

Heritage Assets of the archaeology department & Main Library are shown in separate

6.7 DEPRECIATION OF PPE

The University adopts the straight-line method of depreciation where PPE except Land are depreciated at the below mentioned rates and the depreciation expenditure is recognized in Statement of Financial Performance based on the UGC Circular: 649. Depreciation of an asset begins from the date it is available for use or in respect of self-constructed assets from the date that the asset is completed and ready for use. Depreciation ceases at the earlier of the date that the asset is classified as held for sale or the date that the asset is derecognized.

Class of Assets	%
Buildings	5%
Plant Machinery & Tools	10%
Motor Vehicles	20%
Furniture & fittings	10%
Office & Other Equipment	20%
Lab & Teaching Equipment	20%
Library Books & Periodicals	20%
Cloaks	20%

6.8 AMORTIZATION OF PPE

Up to the date 31.12.2021, the University adopted a policy of amortizing 10% of the value lying to the credit of donation assets account keeping in line with the SLPSAS 03. However, with the adaptation of the "Alternative accounting treatment for capital grants in terms of Sri Lanka Public Sector Accounting Standard - Revenue from non-exchange transactions (taxes and transfers) SLPSAS 11 in SLPSAS Volume iii " with effect from 01.01.2022, amortization of PPE is no longer adopted.

The University adopts a policy of amortizing 10% of the balance in the revaluation reserve account starting from the year 2018 and applies consistently keeping in line with the SLPSAS 07.

Revaluation surplus identified on assets purchased /constructed after the date on which respective class of assets were revalued are transferred to the general reserve based on the difference between carrying amount and the historical cost of the assets re-valued as specified in the SLPSAS 03.

6.9 BUILDINGS RENTED OUT FOR OUTSIDE PARTIES

The University has rented out some of its buildings to State Banks, State Pharmaceutical Corporation, etc. at a nominal rental. These properties are not classified as investment property since these properties are not held either to earn rentals or for capital appreciation. Accordingly, these properties are also classified as PPE in the Statement of Financial Position.

6.10 LANDS AND BUILDINGS OF THE POSTGRADUATE INSTITUTES AFFILIATED TO THE UNIVERSITY

The lands on which the buildings of the 03 Postgraduate Institutes affiliated to the University are constructed shown in the financial statements of the University and the building of the Postgraduate Institute of Humanities and Social Sciences (PGIHS) are also shown in the financial statements of the University since this building has been constructed using the funds

postgraduate fund of the Faculty of Arts and the Treasury Funds. Post Graduate school of Medical Sciences (PGIMS) is operated on land & buildings belong to the university.

6.11 BIOLOGICAL ASSETS AND AGRICULTURAL PRODUCE

Definition

Agricultural produce is the harvested product of the entity's biological assets. A biological asset is a living animal or plant. A group of biological assets is an aggregation of similar living animals or plants. Harvest is the detachment of produce from a biological asset or the cessation of a biological asset's life processes.

6.11.1 Recognition of Biological Assets and Agricultural Produce

University recognizes a biological asset or agricultural produce when and only when:

- (i) The entity controls the asset as a result of past events;
- (ii) It is probable that future economic benefits or service potential associated with the asset will flow to the entity ; and
- (iii) The fair value or cost of the asset can be measured reliably.

A biological asset is measured at fair value on initial recognition and at each reporting date at its fair value less cost to sell. Agricultural produce harvested from an entity's biological assets is measured at its fair value less costs to sell at the point of harvest.

6.11.2 Gains and losses of biological assets

A gain or loss arising on initial recognition of a biological assets at fair value less costs to sell and from a change in fair value less costs to sell of a biological asset is included in surplus or deficit for the period in which it arises keeping in line with SLPSAS 18. A gain or loss arising on initial recognition of agricultural produce at fair value less costs to sell is included in surplus or deficit for the period in which it arises.

07. INTANGIBLE ASSETS

7.1 Basis of Recognition

The University recognizes an intangible asset, if it is probable that future economic benefits that are attributable to the asset will flow to the entity and the cost of the asset can be measured reliably.

7.2 Basis of Measurement

Intangible assets acquired separately are measured on initial recognition at cost. After initial recognition, intangible assets are carried at cost less amortization and impairment losses, if any.

7.3 Subsequent Expenditure

Subsequent expenditure is capitalized only when it increases the future economic benefits embodied in the specific asset to which it relates. All other expenditure is recognized in the Statement of Financial Performance as incurred.

7.4 Useful economic lives, amortization and impairment

Intangible assets with finite lives are amortized using the straight-line method to write down the cost over its estimated useful economic lives and is generally recognized in Statement of Financial Performance. Intangible assets with finite lives are assessed for impairment annually and whenever there is an indication that the intangible asset may be impaired. The period over which intangible assets with finite lives are amortized over 10 years. The amortization method, useful lives and residual values are reviewed at each reporting date and adjusted if appropriate.

08. INVENTORIES

Inventories of the University have been physically verified and valued at cost on First in First out

basis (FIFO) as at 31st December 2023.

09. TRADE AND OTHER RECEIVABLES

Trade and other receivables due to be received within twelve months after the reporting date are stated at the estimated amount as per SLPSAS 01. No provisions have been made for bad and doubtful receivables.

10. CASH AND CASH EQUIVALENTS

Cash and cash equivalents comprises Cash in hand and balances remained in Current, Residential Foreign Currency (RFC), Savings and Short-Term Call Deposits accounts. Further, details on cash and cash equivalents are disclosed in the Note No: 1 of the statement of accounts.

11. INVESTMENTS

The University has invested temporary surplus funds lying to the credit of bank accounts on term deposits only at the State Banks. The interest accrued for same has been adjusted to the respective ledger accounts and shown as income "recurrent/exchange in the statements of financial performance. Similarly, the funds received for scholarships have also been invested in term deposits at the State Banks.

12. RECOGNITION OF EXPENDITURE

Expenses are recognized in the Statement of Financial Performance on the basis of a direct association between the cost incurred and the earning of specific items of income. All expenditure incurred in running of the University and in maintaining the properties in a state of efficiency has been charged to the Statement of Financial Performance.

13. RESEARCH GRANTS

The University maintains separate ledger accounts for accounting of income and expenditure of research grants. The expenditure accounted under individual ledger accounts are shown as expenditure of capital and recurrent separately on research grants in the Statement of Financial Performance and an equivalent amount to the expenditure is shown as Income on Research Grants in the Statement of Financial Performance since Research Grants are operated on a non-profit basis.

With the adaptation of the "Alternative accounting treatment for capital grants in terms of Sri Lanka Public Sector Accounting Standard - Revenue from non-exchange transactions (taxes and transfers) SLPSAS 11 in SLPSAS Volume iii " with effect from 01.01.2022, when Property, Plant and Equipment are purchased out of Research Grants they shall be shown under the Revenue from Capital Grant (Non Exchange) in the Statement of Financial Performance. The balances lying to the credit of these individual research grants as at 31st December 2022 are shown under reserves and restricted funds in the Statement of Financial Position.

14. DEFERRED INCOME SELF-FINANCING ACTIVITIES

The University maintains separate ledger accounts for accounting of income and expenditure generated through Self Financing Activities (SFAs) ranging from Consultancy, Postgraduate taught courses, Short Courses, Part-time courses, External Degree Programs, Testing Assignments, Surveys, Contract Research, Contract Testing, etc. The expenditure accounted under individual ledger accounts are classified in to Direct Expenses - SFA Activities and Indirect Expenses - SFA Activities and shown as capital and recurrent expenditure separately in the Statement of Financial Performance.

With the adaptation of the "Alternative accounting treatment for capital grants in terms of Sri Lanka Public Sector Accounting Standard - Revenue from non-exchange transactions (taxes and transfers) SLPSAS 11 in SLPSAS Volume iii " with effect from 01.01.2022, when Property, Plant and Equipment are purchased out of Self Financing Activities they shall be shown under the

Revenue from Capital Grant (Non Exchange) in the Statement of Financial Performance. The balances lysing to the credit of these Self Financing Activities accounts are shown under Reserves and Restricted funds in the Statements of Financial Performance.

15. MISCELLANEOUS PROJECTS AND OTHER GRANTS

The University maintains separate ledger accounts for accounting of income and expenditure of various outside funded activities and projects which are handled by the University in addition to its main operations. The expenditure accounted under individual ledger accounts are shown as capital and recurrent expenditure separately on miscellaneous projects and other grants in the Statement of Financial Performance and an equivalent amount to the expenditure is shown as Income from self-financing and other activities in the Statement of Financial Performance since the University carries out projects and activities on a non-profit basis.

With the adaptation of the "Alternative accounting treatment for capital grants in terms of Sri Lanka Public Sector Accounting Standard - Revenue from non-exchange transactions (taxes and transfers) SLPSAS 11 in SLPSAS Volume iii " with effect from 01.01.2022, if and when Property, Plant and Equipment are purchased out of Miscellaneous Projects and Other Grants they shall be shown under the Revenue from Capital Grant (Non Exchange) in the Statement of Financial Performance. The balance remained in these accounts are shown under reserves and restricted funds in the statement of Financial Position.

16. OTHER FUNDS

The University generates funds through various activities which does not come under the main operation of the University and separate ledger accounts are maintained for accounting transactions of these activities. The expenditure accounted under individual ledger accounts are shown as capital and recurrent expenditure separately on other projects in the Statement of Financial Performance, and the equivalent amount to the expenditure is shown as Income from self-financing and other activities in the Statement of Financial Performance.

With the adaptation of the "Alternative accounting treatment for capital grants in terms of Sri Lanka Public Sector Accounting Standard - Revenue from non-exchange transactions (taxes and transfers) SLPSAS 11 in SLPSAS Volume iii " with effect from 01.01.2022, if and when Property, Plant and Equipment are purchased out of Other Funds they shall be shown under the Revenue from Capital Grant (Non Exchange) in the Statement of Financial Performance. The balance remained in these accounts are shown under reserves and restricted funds in the statement of Financial Position.

17. FOREIGN CURRENCY TRANSACTIONS AND BALANCES

All foreign currency transactions are recognized as functional currency at exchange rates prevailing when the transactions occur. The balances of Residential Foreign Currency (RFC) accounts as at reporting date recognized into functional currency at the rates of the same date. Exchange gains arising on translating the balances remained in the RFC accounts in previous financial statements and the current year financial statements are recognized as revenue from Exchange Transactions of the Statement of Financial Performance.

18. TAXES

18.1 Income Tax

University is not liable to pay income tax on its income of the ordinary course of the business according to the prevailing tax regulations.

18.2 Value- Added Tax

University is exempted from paying Value Added Taxes according to the prevailing tax regulations.

18.3 Pay As You Earn Tax (PAYE Tax) / Advanced Personal Income Tax (APIT)

The University currently remits PAYE tax/APIT Tax deducted from monthly salaries of the employees who are liable for payment of income tax which is not a part of the University expenditure. Hence, payment of PAYE Tax is not accounted for in the accounts of the University.

19. EMPLOYEE BENEFITS**19.1 Short-term employee benefits**

Short-term employee benefits are expensed as the related service is provided. A liability is recognized for the amount expected to be paid if the University has a present legal or constructive obligation to pay this amount as a result of the past service provided by the employee and the obligation can be estimated reliably.

19.2 Defined contribution plan

Permanent Employees of the University are eligible to University Provident Fund (UPF) contributions and Employees' Trust Fund (ETF) contributions as per the respective statutes and the staff recruited on Temporary/ Contract/ Assignment basis are entitled for Employees Provident Fund (EPF) and ETF. Obligations for contributions to defined contribution plans are recognized in Statement of Financial Performance as the related service is provided.

19.3 Defined benefit obligation

In accordance with the Gratuity Act No. 12 of 1983, a liability arises for a defined benefit obligation to employees. Such defined benefit obligation is a post-employment benefit obligation falling within the scope of SLPSAS-19 on 'Employee Benefits'.

19.4 Measurement of defined benefit obligation

Assumption	2023	2022
Financial		
Rate of discount	13% p.m	18.00% p.a.
Salary escalation rate		
Academic	Basic Salary and allowances: 16.00% p.a.	Basic Salary and allowances: 16.00% p.a.
Non-Academic	Basic Salary and allowances : 14.00% p.a.	Basic Salary and allowances : 14.00% p.a.
Demographic		
Mortality	A 1967/70 Mortality Table, issued by the Institute of Actuaries, London	
Retirement Age		
Academic	65 Years	65 Years
Non-Academic	60 Years	60 Years
Staff turnover rate		
Academic	Academic : 4.00% p.a	Academic : 2.00% p.a
Non-Academic	Non-Academic : 1.00% p.a	Non-Academic : 1.00% p.a
Disability		
Academic	10% of the Mortality Table	
Non-Academic	10% of the Mortality Table	

The liability recognized in the Statement of Financial Position is the present value of the defined benefit obligation at the reporting date. The calculation is performed annually by a qualified actuary using the projected unit credit method (PUC). Re-measurement of the defined benefit liability, which comprises actuarial gains and losses are recognized immediately in Statement of Financial Performance. The University recognizes the increase in defined benefit liability attributable to the services provided by employees during the year (current service cost) in Statement of Financial Performance. The discount rate has been derived, and approximation of a long term interest rate of 13% p.a. (2022 – 18%) has been used to discount future liabilities. The liability is not externally funded.

19.5 Accounting Estimate

The actuarial valuation involves making assumptions about discount rates, future salary increases and mortality rates. The complexity of the valuation, the underlying assumptions and its long term nature, the defined benefit obligation is highly sensitive to changes in these assumptions. All assumptions are reviewed at each reporting date.

19.6 Actuarial Valuation of Retirement Gratuity

An actuarial valuation was carried out as at 31st December 2023 Actuarial & Management Consultants (Pvt) Ltd, a firm of professional actuaries. The Summarized report of the actuarial valuation is as follows:

19.7 Sensitivity Analysis

Sensitivity Analysis of Present Value of Defined Benefit Obligation (Rs.)

A one percentage point increase (+1%) in the discount rate	=2,430,707,327
A one percentage point decrease (-1%) in the discount rate	=2,802,360,456
A one percentage point increase (+1%) in the salary & allowance increment rate	=2,803,384,427
A one percentage point decrease (-1%) in the salary & allowance increment rate	=2,427,015,169

20. PROVISIONS & LIABILITIES

Provisions are recognized when the University has a present obligation as a result of a past event and it is probable that an outflow of resources embodying economic benefits will be required to settle the obligations and reliable estimate can be made of the amount of the obligation. The provisions are shown under the accrued expenditure. The University arrives at an estimate on the basis of an evaluation of the most likely outcome. All known provisions have been accounted for in preparing these Financial Statements.

20.1 Contingent Assets and liabilities

The contingent assets in connection with legal cases instituted by the University as at 31st December 2023 are amounting to Rs. 17,406,674.94 (07 Cases). The contingent liabilities in connection with 73 legal cases instituted against the University as at 31st December 2023 are amounting to Rs. 155,556,000.00 However, the amount of compensation/receivables cannot be estimated reliably, and thus no provisions have been made in the financial statements.

21. DISCLOSURE OF ACCOUNTING INFORMATION OF THE UNITS

21.1 Centre for Distance and Continuing Education (CDCE)

The income, expenditure, assets and liabilities of the Centre for Distance and Continuing Education have not been considered as an operating segment of the University.

21.2 IT Centre

The income, expenditure, assets and liabilities of the IT Centre have not been considered as an operating segment of the University.

22. RELATED PARTY DISCLOSURES

Postgraduate Institute of Agriculture (PGIA), Postgraduate Institute of Science (PGIS), Postgraduate Institute of Medical Sciences (PGIMS) and Postgraduate Institute of Humanities and Social Sciences (PGIHS) are operated as affiliated Institutes to the University. Senate of the University acts as the academic body of these Institutes. Deans of the Faculty of Agriculture, Faculty of Science and Faculty of Arts who are serving as members of the Council are also serving as ex-officio members of the Board of Management of the PGIA, PGIS and PGIHS respectively.

Following related party transactions taken place in the year 2023 as per SLPSAS 14.

The lands on which the buildings of the 04 Postgraduate Institutes affiliated to the University are constructed belong to the University and no rental is charged.

Building of the PGHS which has been constructed using the funds generated through Postgraduate Fund of the faculty of Arts is owned by the University.

Water, electricity and essential facilities are provided by the University on chargeable basis and a separate current account is maintained for the purpose of accounting.

Rs 2.0 Million interest free loan has been granted by the university to the PGIMS to purchase equipment and this is scheduled to be recovered once budgetary provision provided with PGIMS.

23. PRESENTATION OF BUDGET

The budget of the university is prepared based on accrual basis of accounting. Classification basis adopted in the budget is the nature of expenditure which is the same method followed in the presentation of financial statements of the University as well. The classification of income and expenditure is done by the University as per the guidelines issued by the Treasury. Since the budget and financial statements are prepared on an accrual basis of accounting, the need to reconcile budget and actual amounts does not arise.

The budget covers the fiscal period from January 01 to December 31, 2023 and includes all Faculties, Centres, Divisions and Units of the University.

24. EVENTS AFTER REPORTING DATE

No events after the reporting date has been reported.

25. ACCELERATING HIGHER EDUCATION EXPANSION AND DEVELOPMENT OPERATION (AHEAD) PROJECT

AHEAD Project is operated by the University for which the Ministry of Education allocates funds under the World Bank funding; the funds allocated for the project are not included in the annual budget estimates of the University and directly disbursed by the Ministry. Therefore, financial information of this project is not associated with the financial statements of the University.

The expenditure in related to the property plant and equipment (PPE) of the AHEAD project has been accounted as donations to the university and shown under the property plants and equipment (PPE) in the financial statement of the university up to the 31 December 2023.

THE FINANCIAL STATEMENTS FOR THE YEAR ENDED 31st DECEMBER 2023
UNIVERSITY OF PERADENIYA

NOTES TO THE FINANCIAL STATEMENTS

01	CASH & CASH EQUIVALENT	2023	2022
		Rs.	Rs.
	Current Accounts - Research / Funds & Other	377,534,829.81	128,226,109.50
	- Recurrent	18,762,135.01	178,456,154.85
	- Capital	1,435,172.18	64,596,085.29
	Saving Accounts	139,333,759.32	2,307,879.42
	Residence Foreign Currency Accounts (RFC)	119,033,556.50	212,246,461.03
	Total	656,099,452.82	585,832,690.09
02	SUNDRY DEBTORS & RECEIVABLES	2023	2022
		Rs.	Rs.
	Interest receivable on general investments	133,670,935.48	168,398,809.17
	Interest receivable on endowment fund investments	46,403,655.24	19,781,313.24
	House rent	7,998,799.04	3,094,196.93
	Electricity	3,027,001.17	2,040,758.71
	Water	13,858,546.34	3,007,260.17
	Bursary	11,716,000.00	20,260,000.00
	Sri Lanka insurance corporation	400,000.00	400,000.00
	Student fines & hall charges	1,213,380.50	1,419,396.00
	Telephone	48,690.04	48,690.04
	Loan adjustment	300,086.40	311,560.40
	Fees levy courses - Drop out students ITC	560,800.00	560,800.00
	Research - Finance Division	15,205,188.00	36,107,609.35
	Research & Funds - Faculty of Medicine	-	-
	UGC and Others	19,834,886.54	25,377,304.07
	Receivable From Employees Control Account	96,370.65	-
	Cash in Transit (BOC to Peoples Bank)	-	-
	Centre for Distance and Continuing Education - CDCE	1,445,261.12	5,700,000.00
	Total	255,779,600.52	286,507,698.08
03	MONIES DUE FROM OTHER INSTITUTES	2023	2022
		Rs.	Rs.
	Post Graduate Institute of Agriculture - PGIA	420,353.30	194,280.78
	Post Graduate Institute of Science - PGIS	180,885.95	340,764.60
	Post Graduate Institute of Humanities and Social Sciences - PGIHS	227,095.27	69,877.31
	Post Graduate Institute of Management - PGIMS	2,031,540.04	2,000,000.00
	Faculty of Art Stores Supplies to grants	-	8,356.10
	Stores Supplies to other unit in Faculty of Medicine	-	24,412.57
	Centre for Distance and Continuing Education - CDCE	-	-
	Total	2,859,874.56	2,637,691.36
04	ADVANCES	2023	2022
		Rs.	Rs.
	Supplies & Service Advances	11,740,086.02	7,517,855.66
	Miscellaneous-Advances	54,918,565.59	103,751,375.25
	Advances To Staff	277,716.86	2,414,953.86
	Balance as at end of the year	66,936,368.47	113,684,184.77

THE FINANCIAL STATEMENTS FOR THE YEAR ENDED 31ST DECEMBER 2023
UNIVERSITY OF PERADENIYA

NOTES TO THE FINANCIAL STATEMENTS

05	FUEL DEPOSITS			2023	2022
				Rs.	Rs.
	Yatinuwara Gagapalatha MPCs LTD - Main			586,950.00	586,950.00
	Yatinuwara Gagapalatha MPCs LTD - Faculty of Agriculture			300,000.00	300,000.00
	Yatinuwara Gagapalatha MPCs LTD - Faculty of Art			75,000.00	75,000.00
	Yatinuwara Gagapalatha MPCs LTD - Faculty of Engineering			225,000.00	150,000.00
	Yatinuwara Gagapalatha MPCs LTD - Faculty of Medicine			150,000.00	150,000.00
	Yatinuwara Gagapalatha MPCs LTD - Faculty of Science			45,000.00	45,000.00
	Yatinuwara Gagapalatha MPCs LTD - Faculty of Veterinary			150,000.00	150,000.00
	Yatinuwara Gagapalatha MPCs LTD - Faculty of Dental Science			50,000.00	50,000.00
	Yatinuwara Gagapalatha MPCs LTD - Faculty of AHS			50,000.00	50,000.00
	Yatinuwara Gagapalatha MPCs LTD - Faculty of Management			25,000.00	
	Yatinuwara Gagapalatha MPCs LTD - CDCE			83,000.00	83,000.00
	Total			1,739,950.00	1,639,950.00
06	LOANS TO STAFF			2023	2022
				Rs.	Rs.
	Current Assets- Receivable within a year			71,145,753.34	62,309,619.58
	Non-Current Assets- Receivable more than one year			179,240,885.82	161,319,028.59
	Balance as at end of the year			250,386,639.16	223,628,648.17
07	INVENTORIES			2023	2022
				Rs.	Rs.
	Inventories-stationeries			47,421,680.88	17,419,919.89
	Inventories- constructions articles -timber			4,657,189.07	14,007,171.11
	Inventories- constructions articles -Hardware Items			30,005,578.16	31,777,684.90
	Inventories- constructions articles -electrical accessories			13,912,823.34	5,372,572.85
	Inventories- constructions articles -pipe & fittings			23,171,035.12	6,511,993.83
	Inventories-chemicals			114,632,944.38	136,280,870.05
	Inventories- glassware			28,964,134.93	33,371,879.28
	Inventories-fuel & lubricants			671,755.74	169,242.68
	Inventories-drugs & pharmaceuticals			6,451,239.66	15,125,259.32
	Inventories-fertilizer & agrochemicals			932,506.37	1,630,476.60
	Inventories-sports items			3,776,234.50	278,847.38
	Inventories-others			42,206,230.32	117,510.00
	Inventories-sales items			2,228,259.78	27,079,714.44
	Inventories-uniforms			2,527,334.81	6,671,304.90
	Stock - Centre for Distance and Continuing Education - CDCE			6,227,295.90	6,339,846.81
	Balance as at end of the year			327,786,242.96	302,154,294.04
08	RECEIVABLES FROM BOND VIOLATORS			2023	2022
				Rs.	Rs.
	Receivables From Violation of Bonds			307,272,889.33	235,658,197.33
	Over Paid Salaries for Bond Violators			3,275,526.10	4,053,655.35
	Sundry Receivables From Bond Violators			11,098,090.29	1,232,855.83
	Balance as at end of the year			321,646,505.72	240,944,708.51
09	BIOLOGICAL ASSETS			2023	2022
			UNIVERSITY	Rs.	Rs.
		Agri. Farm	Vet. Farm		
	Balance as at beginning of the year	8,580,050.00	15,414,660.00	23,994,710.00	23,994,710.00
	Adjustment	-	-	-	-
	Gain/Loss arising from Livestock	14,967,850.00	(3,607,490.00)	11,360,360.00	11,360,360.00
	Balance as at end of the year	23,547,900.00	11,807,170.00	35,355,070.00	35,355,070.00
				35,355,070.00	23,994,710.00

THE FINANCIAL STATEMENTS FOR THE YEAR ENDED 31st DECEMBER 2023
UNIVERSITY OF PERADENIYA

NOTES TO THE FINANCIAL STATEMENTS

10 PROPERTY, PLANT & EQUIPMENT	Land Rs.	Building Rs.	Plant & Machinery Rs.	Motor Vehicles Rs.	Furniture & Fittings Rs.	Office & Other Equipments Rs.	lab & Teaching Rs.	Library Books & Periodicals Rs.	Cloak Rs.	Intangible Assets Rs.	Total Rs.
Cost or Revaluation at the beginning of the year	16,492,997,150.00	10,971,662,073.65	211,271,785.41	396,750,000.00	851,635,109.36	1,098,482,438.51	2,547,076,062.87	178,237,035.43	8875,100.00	28,881,576.71	32,785,868,331.94
Additions during the year	1,043,523,416.88	15,077,239.79	-	-	141,599,658.55	148,955,067.23	333,879,048.62	6,871,615.71	885,750.00	4,985,481.00	1,695,777,277.78
Revaluation During the year	-	-	-	-	-	-	-	-	-	-	-
Adjustments during the year	(63,562.50)	2,634,023.08	(5,230,770.00)	800,000.00	(72,360.00)	4,897,547.00	(5,466,605.00)	-	(19,800.00)	(1,719,077.42)	(4,240,604.84)
At the end of the year	16,492,933,587.50	12,017,819,513.61	221,118,255.20	397,550,000.00	993,162,407.91	1,252,335,052.74	2,875,488,506.49	185,108,651.14	9,741,050.00	32,147,980.29	34,477,405,004.88
Depreciation											
Accumulated depreciation at the beginning of the year	-	3,362,709,992.26	96,757,934.06	86,981,728.57	444,205,945.82	642,914,960.85	1,663,035,581.53	135,230,537.82	7,212,892.44	5,113,427.87	6,444,163,001.22
Charges for the year	-	594,003,025.06	21,699,233.23	79,510,000.00	92,283,913.39	236,610,197.33	537,100,599.38	36,078,160.89	1,839,600.10	5,032,389.83	1,604,157,119.21
Adjustments	-	646,815.78	(2,844,300.16)	(2,440,000.00)	(102,166.56)	(1,154,533.23)	(4,963,452.42)	-	(19,800.00)	-	(10,877,436.59)
depreciation on Assets at the end of the year	-	3,957,359,833.10	115,612,867.13	164,051,728.57	536,387,692.65	878,370,624.95	2,195,172,728.49	171,308,698.71	9,032,692.54	10,145,817.70	8,037,442,683.84
Net Book Value	16,492,933,587.50	8,060,459,680.51	105,505,388.07	233,498,271.43	456,774,715.26	373,964,427.79	680,315,778.00	13,799,952.43	708,357.46	22,002,162.59	26,439,962,321.05

Land

The values of lands on which buildings of Postgraduate Institute of Science (PGIS) & Postgraduate Institute of Agriculture (PGIA) and Postgraduate Institute of Humanities and Social Sciences (PGIHSS) have been shown under the Property Plant & Equipment in the University account as the ownership of the property is being held by the university. Further, university does not transfer or lease out such properties to these institutions.

Buildings

The Buildings other than PGIA staff quarters constructed by the Post Graduate Institute of Science disclosed in the statement of accounts of the both institutions as funds utilized by those institutions

Property plant and equipment	
Tangible assets	26,417,960,158.46
Intangible assets	22,002,162.59
Total	26,439,962,321.05

THE FINANCIAL STATEMENTS FOR THE YEAR ENDED 31ST DECEMBER 2023
UNIVERSITY OF PERADENIYA
NOTES TO THE FINANCIAL

	Beginning of the Year	Expenditure 2023	Adjustment	Capitalized Amount	2023	2022
	Rs.	Rs.	Rs.	Rs.	Rs.	Rs.
WORK IN PROGRESS						
Capital Projects 11-01-01-05						
Expenditure in 2023		287,454,844.61		62,959,890.13	224,494,954.48	-
Expenditure in 2022	395,251,151.41			86,408,305.76	308,842,845.65	395,251,151.41
Expenditure in 2021	382,099,444.97			172,173,017.65	209,926,427.32	382,099,444.97
Expenditure in 2020	183,270,474.39			104,556,469.69	78,714,004.70	183,270,474.39
Expenditure in 2019	196,404,639.95			137,192,155.93	59,212,484.02	196,404,639.95
Expenditure in 2018	173,607,520.35			105,708,673.60	67,898,846.75	173,607,520.35
Expenditure in 2017	164,706,871.99			161,108,834.42	3,598,037.57	164,706,871.99
Expenditure in 2016	52,662,727.49			27,506,470.50	25,156,256.99	52,662,727.49
Expenditure in 2015	81,084,983.14			6,124,513.07	74,960,470.07	81,084,983.14
Expenditure in 2014	90,409,049.10		2,162,578.40	6,952,358.83	81,294,111.87	90,409,049.10
Expenditure in 2013	7,102,369.75			7,102,369.75	-	7,102,369.75
Expenditure in 2012	7,289,048.69			7,289,048.69	-	7,289,048.69
Expenditure in 2009	500,000.00			-	500,000.00	500,000.00
	1,734,388,281.23	287,454,844.61	2,162,578.40	885,082,108.02	1,134,598,439.42	1,734,388,281.23
Expenditure in 2023		86,496,418.20		49,052,871.97	37,443,546.23	
Expenditure in 2022	64,949,107.45			20,932,071.41	44,017,036.04	64,949,107.45
Expenditure in 2021	49,072,267.42			15,702,986.58	33,369,280.84	49,072,267.42
Expenditure in 2020	260,237.33			260,237.33	(0.00)	260,237.33
	1,848,669,893.43	373,951,262.81	2,162,578.40	971,030,275.31	1,249,428,302.53	1,848,669,893.43
Rehabilitation Projects 11-03-19-01						
Expenditure in 2023		81,185,159.92		42,684,546.14	38,500,613.78	
Expenditure in 2022	15,052,964.75			296,022.96	14,756,941.79	15,052,964.75
Expenditure in 2021	36,514,667.32			17,541,958.92	18,972,708.40	36,514,667.32
Expenditure in 2020	391,433,057.84			1,349,458.28	390,083,599.56	391,433,057.84
Expenditure in 2019	5,277,548.75			1,475,612.64	3,801,936.11	5,277,548.75
Expenditure in 2018	51,713,946.81			-	51,713,946.81	51,713,946.81
Expenditure in 2017	2,348,098.54			367,675.00	1,980,423.54	2,348,098.54
Expenditure in 2016	1,979,693.64			1,397,477.23	582,216.41	1,979,693.64
Expenditure in 2015	646,145.10			-	646,145.10	646,145.10
Expenditure in 2008	345,000.00			345,000.00	-	345,000.00
Expenditure in 2007	909,201.63			909,201.63	-	909,201.63
Expenditure in 2005	1,142,639.38			1,142,639.38	-	1,142,639.38
Expenditure in 2004	292,675.50			292,675.50	-	292,675.50
Expenditure in 2003	210,000.00			210,000.00	-	210,000.00
	507,865,639.26	81,185,159.92	-	68,012,267.68	521,038,531.50	507,865,639.26
GrandTotal	2,356,659,275.85	455,260,165.89	2,286,321.56	1,039,166,286.15	1,770,466,834.03	2,356,659,275.85

THE FINANCIAL STATEMENTS FOR THE YEAR ENDED 31st DECEMBER 2023
UNIVERSITY OF PERADENIYA

NOTES TO THE FINANCIAL TO THE FINANCIAL STATEMENTS

12 MISCELLANEOUS DEPOSITS	2023	2022
	Rs.	Rs.
House rent	431,552.20	399,510.70
Staff security	105,844.71	110,844.71
Room rent	19,000.00	15,000.00
Refundable library deposit	30,500.00	27,500.00
Tender deposit	1,852,252.00	1,807,902.00
Contractors security	2,542,523.61	2,001,043.61
Library binders deposit	4,500.00	4,500.00
Refundable deposit - Physical education division	11,000.00	11,000.00
Other deposit	1,843,697.00	1,586,497.00
Refundable deposit - Centre for Distance and Continuing Education	-	120,000.00
Total	6,840,869.52	6,083,798.02

13 SUNDRY PAYABLES & PRE-RECEIPT	2023	2022
	Rs.	Rs.
Supplies payables	72,492,491.74	20,692,312.51
Unclaimed salary	-	-
Gratuity Payable	10,422,391.47	277,308.37
Gratuity Payable- Uncollected Cheques	408,612.50	26,305,382.64
Stamp Duty Payables	(45,350.00)	58,225.00
Payables to contractors	27,705,933.88	67,432,754.66
Retention on Contracts payable	73,187,338.12	81,993,034.17
Payee tax	196,337.19	195,961.22
WHT Payable	2,701,728.64	-
Payable on bonds	1,602,630.00	1,602,630.00
Payable on other loans	124,851.07	74,831.00
Over receipts from bond violators	1,955,824.22	1,955,824.22
Pension contribution for cost of living arrears payable to employees	-	-
Others payables	199,609.90	72,137.50
Agrahara Insurance	5,200.00	8,400.00
Money Transer	(25,085.00)	-
Pre - receipts - General	-	32,999.92
Pre - receipts - Student	1,781,285.15	1,214,915.75
Pre receipts - Centre for Distance and Continuing Education - (CDCE)	46,233,627.45	65,637,017.00
Total	238,947,426.33	267,553,733.96

THE FINANCIAL STATEMENTS FOR THE YEAR ENDED 31st DECEMBER 2023
UNIVERSITY OF PERADENIYA

NOTES TO THE FINANCIAL NOTES TO THE FINANCIAL STATEMENTS

14 ACCRUED EXPENSES	2023 Rs.	2022 Rs.
Salaries & Wages -Academic	6,926,013.55	8,481,051.47
U.P.F	1,228,290.31	1,542,731.76
E.T.F	245,658.07	308,546.35
Other Allowance	18,726.10	176,265.91
Academic Acting Pay	36,000.00	-
ALW 5000/= Budget Advance	814,677.40	1,110,109.86
Cost of Living Allowance	1,262,593.65	1,803,826.88
Monthly Interm Allowance	67,069.77	557,559.40
Salaries & Wages - Non Academic	893,996.95	989,297.08
U.P.F	72,203.05	100,032.58
E.T.F	15,282.47	20,811.13
ALW 5000/= Budget Advance	49,677.41	48,958.60
Overtime	11,232,083.75	13,608,511.92
Holiday Payment	586,345.00	525,582.00
Cost of Living Allowance	66,425.80	54,407.09
Travelling Exp - Domestic	36,356.00	186,127.25
Stationery and office requisites	-	5,379,938.36
Fuel and Lubricants	870,903.00	2,274,717.22
Uniforms Including Tailoring	50,000.00	204,925.00
Chemical & Glassware	-	2,617,162.42
Other Supplies	115,550.00	9,210,160.36
Medical Supplies	-	441,648.00
Vehicles	-	4,056,523.21
Plant, Machinery & Equipment	2,365,285.45	2,550,281.09
Mechanical & Electrical goods	-	9,250.00
Telecommunication	5,359,321.65	14,370,170.98
Transport	275,692.50	223,600.00
Electricity	1,850,000.00	13,324,401.57
Security Charges	18,156,095.12	26,076,283.53
Water	4,322,513.21	5,142,595.31
Cleaning Services	-	11,673,903.63
Rent & Hire Charges	1,152,828.25	2,135,157.10
Other Contractual services	9,229,383.00	1,007,540.00
Special Services-Council & Committee Member Fees	100,000.00	111,000.00
Special Services-Professional & Others (Audit fees)	5,884,500.00	5,717,500.00
Printing & Advertising	-	651,950.00
Academic Research	-	399,300.00
Workshop & Meeting	40,550.00	97,803.00
Holiday Warrant & Season Tickets	1,082,375.00	4,333,065.00
Entertainment Expenses	1,350,406.30	1,126,385.64
Contribution & Membership Fees	66,000.00	1,654,642.00
Bank charges	-	15,500.00
Award & Indemities	100,000.00	100,000.00
Examinations Expenses	4,712,946.27	13,352,703.08
News Papers, Magazine Etc	2,056,297.64	3,453,666.85
Visiting Lecture Fees	6,127,006.00	5,912,951.50
Degree For Statistics & Operation Research	-	2,545,011.00
University Sports Activities	222,500.00	222,500.00
Bursary	8,684,000.00	1,588,000.00
Fees Levy Courses	56,700.75	89,204.55
Accrued expenses- recurrent - Faculty of Agriculture	2,247,969.89	-
Accrued expenses- recurrent - Faculty of Vet	1,495,352.58	-
Accrued expenses-recurrent - Faculty of Medical	3,603,487.70	-
Accrued expenses - research & funds unit	14,860,068.09	16,307,658.12
Accrued expenses - research & funds - Agriculture	1,639,693.50	3,648,635.75
Accrued expenses - research & funds- Arts	4,776,095.61	1,122,316.30
Accrued expenses - research & funds- Engineering	4,277,230.00	4,524,021.30
Accrued expenses - research & funds- Management	-	-
Accrued expenses - research & funds- Science	596,226.13	639,388.16
Accrued expenses - research & funds- Vet science	1,400,706.38	13,603,170.27
Accrued expenses - research & funds- Dental	413,428.29	1,181,494.58
Accrued expenses - research & funds - AHS	8,994,743.27	84,200.00
Accrued expenses - Centre for Distance and Continuing Education	-	7,138,370.79
Net prior year adjustment	6,956,341.89	-
Total	149,043,596.75	219,832,514.95

THE FINANCIAL STATEMENTS FOR THE YEAR ENDED 31st DECEMBER 2023
UNIVERSITY OF PERADENIYA

NOTES TO THE FINANCIAL STATEMENTS

15	CAPITAL UNSPENT	2023 Rs.	2022 Rs.
	Capital Grant - unspent building		
	Capital Grant - unspent equipments; furniture, library books	30,136,797.17	64,596,085.29
	Rehabilitation Grant - unspent	}	}
	Total	30,136,797.17	64,596,085.29

15.1	CAPITAL GRANTS - UNSPENT BUILDING	Balance as at the Year Rs.	Funds Received & Adjustment for the year Rs.	Funds Received From Treasury Rs.	Adjustment for the Year Rs.	Expenditure During the Year Rs.	Unspent Balance as at end of the Year Rs.
	ON GOING PROJECTS						
	GEOGRAPHY BUILDING - FACULTY OF ARTS			15,000,000.00	6,816,080.75	8,183,919.25	-
	CONSTRUCTION OF SEVEN STORED NEW BUILDING FOR -FACULTY OF ARTS		45,819,690.13	6,000,000.00	-	51,819,690.13	-
	CONSTRUCTION OF FACULTY CENTRE - FACULTY OF ENGINEERING			13,900,000.00	13,900,000.00	-	-
	PROPOSED BUILDING FOR THE COMPUTING CENTRE - FACULTY OF ENGINEERING		809,966.26	13,900,000.00	-	14,709,966.26	-
	CONSTRUCTION OF NEW CANTEN FOR MEEWATHURA HOSTEL PREMISES			30,000,000.00	29,339,961.43	660,038.57	-
	PARA - CLINICAL BUILDING - STAGE 11 - FACULTY OF MEDICINE			70,000,000.00	56,196,836.63	13,803,163.37	-
	BUILDINGS-PROPOSED FIVE STORED BUILDING FOR THE FACULTY OF DENTAL SCIENCEGEN. ADMIN.-GENERAL			600,000.00	600,000.00	-	-
	TWO LECTURER THEATRE- FACULTY OF ALLIED HEALTH SCIENCE	64,596,085.29	310,657.11	4,300,000.00	116,764,367.61	4,610,657.11	28,701,624.99
	REHABILITATION PROJECTS		98,344,045.99	257,800,000.00	116,764,367.61	275,274,138.68	-
	REHABILITATION & MAINTANCE OF CAPITAL ASSETS		66,033,726.44	67,200,000.00	-	133,233,726.44	-
	RESEARCH & OTHERS		66,033,726.44	67,200,000.00	-	133,233,726.44	-
	UNIVERSITY RESEARCH COUNCIL			25,000,000.00	25,000,000.00	-	-
	UNIVERSITY RESEARCH GRANT			20,000,000.00	17,000,000.00	3,000,000.00	-
	STUDENT RESEARCH GRANT			5,500,000.00	5,500,000.00	-	-
	LECTURE PROBATIONARY RESEARCH			5,500,000.00	5,500,000.00	-	-
	HUMAN CAPITAL DEVELOPMENT PROJECT			19,000,000.00	17,805,949.24	1,194,050.76	-
	Total Unspent Grant	64,596,085.29	164,377,772.43	400,000,000.00	187,570,316.85	412,701,915.88	28,701,624.99

15.2	CAPITAL GRANTS - UNSPENT - EQUIPMENTS, FURNITURE, LIBRARY BOOKS	Balance at the beginning of the year Rs.	Fund Transfers & Adjustment Rs.	Total Received Rs.	Adjustment for the year Rs.	Expenditure During the year Rs.	Balance at the end of the year Rs.
	Office furniture & equipments		195,449,317.75	125,000,000.00	-	321,884,489.93	1,435,172.18
	Books & periodicals						
	Total Unspent Grant	-	194,877,772.43	125,000,000.00	187,570,316.85	734,586,405.81	1,435,172.18
	Grand Total	64,596,085.29	194,877,772.43	525,000,000.00	187,570,316.85	734,586,405.81	30,136,797.17

THE FINANCIAL STATEMENTS FOR THE YEAR ENDED 31st DECEMBER 2023
UNIVERSITY OF PERADENIYA

NOTES TO THE FINANCIAL

16	INTERNAL GENERATED INCOME	2023	2022
		Rs.	Rs.
	Revenue from non-Exchange Transaction		
	Library fines	423,989.00	636,097.44
	Sub Total	423,989.00	636,097.44
	Revenue from Exchange Transaction		
	Interest from staff loan	9,631,015.73	8,431,817.76
	Rent from properties	19,733,404.61	17,924,909.89
	Sale of old Assets	1,089,549.99	-
	Miscellaneous income	21,659,772.81	31,119,135.26
	Undergraduates	-	-
	Registration fees	16,849,935.00	42,405,334.00
	Examination fees	53,848,594.00	15,722,044.00
	Certificate fees	7,965,710.97	6,422,359.29
	Convocation fee	10,406,205.00	7,220,617.00
	Postgraduates	-	-
	Certificate fees	882,580.00	-
	Convocation fee	7,601,500.00	-
	Sale of publications	8,500.00	13,277.00
	Medical fees	2,164,600.00	1,900,050.00
	Foreign student income	74,283,524.05	92,607,706.27
	Bill Recovery Income	23,051,580.29	-
	Gain arising from livestock	11,360,360.00	8,606,733.00
	Proceeds from ancillary activities	56,009,326.96	57,383,222.72
	Fine & damages	2,485,033.84	-
	Foreign currency Gain	-	132,975,510.67
	Sub Total	319,031,193.25	422,732,716.86
	Total	319,455,182.25	423,368,814.30
17	FOREIGN CURRENCY GAIN / LOSS		
	Account No		Exchange Gain/(Loss)
	2RFC40		(352,436.68)
	2RFC64		(2,355,043.04)
	2RFC69		(3,334,747.07)
	2RFC70		(456,593.36)
	2RFC71		4,635,442.66
	2RFC79		(11,554,896.36)
	Total		(13,418,273.85)

The foreign currency transactions occurred on Residential Foreign Currency (RFC) accounts recorded in the ledger accounts converting the foreign currency in to rupee values at the rate on the date the transaction occurred. The closing balances of the RFC accounts were converted in to rupee values at the rate on the balance sheet date as per the provision of SLPSAS 10. The net result of the foreign currency has been credited to the statement of the financial performance

THE FINANCIAL STATEMENTS FOR THE YEAR ENDED 31st DECEMBER 2023
UNIVERSITY OF PERADENIYA

NOTES TO THE FINANCIAL STATEMENTS

18	EXPENSES	TOTAL	Prog1	Prog2	Prog3	Prog4	Prog5	Prog7	Prog8
	PERSONAL EMOLUMENT ACADEMIC								
4101	SALARIES & WAGES	1,304,185,387	(3,993,336)	1,281,356,769	19,536,086	(88,714)	-	-	7,374,583
4102	U.P.F	303,065,743	(3,12,290)	296,938,321	5,108,446	(809)	-	-	1,332,075
4103	PENSION GOVT.	156,981,791	(8,260)	153,439,307	2,395,538	-	-	-	1,155,206
4104	E.T.F	91,756,225	(37,745)	89,541,237	1,755,623	(347)	-	-	497,456
4105	ACTING PAY	462,450	-	462,450	-	-	-	-	-
4108	ACADEMIC ALLOWANCE	1,601,262,745	5,849,030	1,558,121,304	28,886,904	-	-	-	8,405,507
4110	OTHER ALLOWANCE	71,569,299	71,672	70,065,025	1,216,725	-	(1,017,490)	1,215,157	18,211
4112	GRATUITY	275,434,979	952,079	278,422,409	(344,132)	-	(842,538)	-	(2,752,839)
4116	VISITING LECTURE FEES (CIR 862 ALLOWANCE)	32,444,578	-	32,444,578	-	-	-	-	-
4117	ENTERTAINMENT ALLOWANCE (ACADAMIC (801 MCA ARREARS)	7,748,050	180,847	7,567,203	-	-	-	-	-
4120	CIR 865 ALLOWANCE	82,396,770	(938,336)	81,843,122	978,065	-	-	-	513,919
4121	ACADEMIC-ON ADJUSTMENT ALLOWANCE	8,914	-	8,914	-	-	-	-	-
4122	COST OF LIVING ALLOWANCE	128,081,787	(1,602,507)	127,356,800	1,525,781	-	-	-	801,714
4126	SEPCAL ALLOWANCE 2011	(416)	-	(416)	-	-	-	-	-
4129	ADDITIONAL MONTHLY ALLOWANCE	209,276,945	708,028	203,532,829	3,922,775	-	-	-	1,113,312
4130	MONTHLY INTERIM ALLOWANCE	3,324,328	(557,559)	3,881,970	-	-	-	-	(83)
0917	INTEREST SUBSIDY ON PROPERTY LOAN	3,673,096	741,764	2,006,023	175,575	-	-	-	199,798
2917	INTEREST SUBSIDY ON PROPERTY LOAN	3,759,820	(70,274)	3,687,397	142,697	-	-	-	-
Total	PERSONAL EMOLUMENT NON ACADEMIC	4,635,977,945	2,209,136	4,541,181,519	72,164,940	310,918	(1,710,880)	1,215,157	20,607,155
4201	SALARIES & WAGES	1,144,748,328	209,749,740	605,294,604	52,991,021	62,261,568	115,747,086	15,865,413	82,838,896
4202	U.P.F	163,465,103	30,067,017	80,250,134	8,349,652	9,384,438	18,801,494	2,044,697	14,567,671
4203	PENSION GOVT.	95,859,093	20,787,364	47,479,865	4,743,230	4,784,621	10,272,253	1,782,158	6,009,601
4204	E.T.F	52,956,830	10,113,588	26,693,331	2,618,469	2,833,812	5,814,794	765,371	4,117,465
4205	ACTING PAY	616,130	91,512	53,900	(27)	253,346	(27,831)	-	245,229
4208	OVERTIME	158,431,117	44,627,533	51,375,128	4,499,240	16,328,485	22,856,963	1,723,406	17,020,362
4209	HOLIDAY PAYMENT	2,217,333	1,128,304	469,176	46,032	363,791	12,615	30,319	167,096
4210	OTHER ALLOWANCE	39,049,918	2,616,534	30,459,341	63,471	294,384	1,138,902	1,786,532	2,690,753
4212	GRATUITY	164,773,751	7,231,870	86,145,444	6,963,276	18,038,659	26,930,217	4,702,069	14,762,216
4217	ENTERTAINMENT ALLOWANCE TO NON ACADAMIC (801 MCA ARREARS)	725,450	725,450	-	-	-	-	-	-
4220	CIR 865 ALLOWANCE	129,561,589	24,717,982	63,659,055	6,316,370	7,173,126	16,817,432	-	10,877,624
4221	ON ADJUSTMENT ALLOWANCE	(39,241)	675	(39,915)	-	-	-	-	-
4222	COST OF LIVING ALLOWANCE	205,489,724	39,151,426	99,256,740	9,874,222	11,138,151	26,235,101	2,786,990	17,047,093
4225	RESEARCH ALLOWANCE	9,306,004	5,374,414	1,168,838	258,290	794,154	315,757	652,678	741,874
4226	SEPCAL ALLOWANCE 2011	(16,276)	(14,825)	(1,234)	-	(1,749)	1,507	-	25
4229	ADDITIONAL MONTHLY ALLOWANCE	208,865,450	40,932,270	103,232,333	10,612,042	11,422,596	23,046,523	3,045,412	16,574,272
4230	MONTHLY INTERIM ALLOWANCE	(16,787)	(8,333)	(4,454)	-	(4,000)	-	-	-
4231	MONTHLY COMPENSATORY ALLOWANCE	469,709,170	92,013,757	232,479,554	23,532,149	25,702,445	51,847,466	6,852,178	37,281,623
Total	PERSONAL EMOLUMENT NON ACADEMIC	2,845,702,684	529,306,278	1,427,971,840	130,867,436	170,767,829	319,810,279	42,037,224	224,941,798
Total		7,481,680,629	531,515,414	5,969,153,359	203,032,375	171,078,747	318,099,399	43,252,381	245,548,954

THE FINANCIAL STATEMENTS FOR THE YEAR ENDED 31ST DECEMBER 2023
UNIVERSITY OF PERADENIYA

NOTES TO THE FINANCIAL STATEMENTS

TRAVELLING EXPENSES										
0501	TRAVELLING EXP - DOMESTIC	16,188,273	617,910	15,351,964	1,217	124,937	2,980	11,515	77,750	
0502	TRAVELLING EXP - FOREIGN	18,687,742	4,142,900	14,544,347	-	495	-	-	-	
Total		34,876,015	4,760,810	29,896,311	1,217	125,432	2,980	11,515	77,750	
SUPPLIES										
0601	STATIONERY AND OFFICE REQUISITES	45,779,738	14,770,173	29,379,652	415,984	64,030	78,848	768,712	302,339	
0602	FUEL AND LUBRICANTS	67,776,596	17,258,445	36,404,257	-	5,737,425	5,418,643	556,967	2,400,860	
0603	UNIFORMS INCLUDING TAILORING	633,802	165,874	525,178	(154,598)	21,075	52,771	-	23,501	
0604	MECHANICAL AND ELECTRICAL GOODS	4,940,526	-	5,300,475	-	-	-	330	(360,279)	
0605	CHEMICALS & GLASSWARE	61,815,223	4,622,306	55,887,828	-	1,183,330	21,925	-	99,834	
0606	MEDICAL SUPPLIES	32,487,617	4,850	29,421,865	-	2,860,727	-	-	200,176	
0607	OTHER SUPPLIES	208,824,841	9,705,482	185,414,192	395,314	587,618	845,625	98,810	11,777,801	
Total		422,258,345	46,527,130	342,333,447	656,700	10,454,205	6,417,812	1,424,819	14,444,231	
MAINTENANCE EXPENDITURE										
0701	VEHICALS	29,972,478	11,807,770	16,310,880	-	140,045	776,151	558,556	379,075	
0702	PLANT,MACHINERY & EQUIPMENT	20,844,778	4,607,253	12,046,392	533,618	9,050	2,727,225	722,165	199,075	
0703	BUILDINGS & STRUCTURE	54,444,095	13,899,220	25,581,417	432,619	1,176,235	793,263	-	12,561,340	
0704	FURNITURE	349,017	-	137,017	-	-	212,000	-	-	
0705	OTHERS	205,140	72,204	123,860	-	-	-	9,076	-	
Total		105,815,507	30,386,447	54,199,566	966,237	1,325,330	4,508,639	1,289,797	13,139,490	
CONTRACTUAL SERVICES										
0801	TRANSPORT	6,745,347	619,115	6,074,697	-	-	26,478	-	25,057	
0802	TELECOMMUNICATION	63,164,047	55,806,976	5,646,942	-	45,285	-	405,380	1,259,463	
0803	POSTAL CHARGES	3,750,655	3,251,100	148,001	624	-	263,443	84,170	3,318	
0804	ELECTRICITY	327,482,058	(8,102,027)	-	-	-	334,844,895	739,190	-	
0805	SECURITY CHARGES	95,350,329	93,775,092	-	-	-	66,708	1,197,136	311,394	
0806	WATER	52,037,555	(3,969,063)	-	-	-	55,857,996	148,623	-	
0807	CLEANING SERVICES	83,471,329	8,642,259	34,134	209,986	33,986,154	1,833,824	-	38,764,973	
0808	RENTS & HIRE CHARGES	19,747,228	-	16,263,893	-	-	36,480	10,500	3,436,355	
0809	RATES & TAXES TO LOCAL AUTHORITIES	4,724,114	4,724,114	-	-	-	-	-	-	
0810	PRINTING,ADVERTISING Etc.	9,214,124	2,239,268	6,187,614	-	-	-	787,242	-	
0811	OTHERS	33,791,871	113	25,730,145	-	-	55,691	-	8,002,285	
Total		699,478,659	156,990,584	60,085,427	210,610	34,031,439	392,985,515	3,372,241	51,802,845	

THE FINANCIAL STATEMENTS FOR THE YEAR ENDED 31ST DECEMBER 2023
UNIVERSITY OF PERADENIYA

NOTES TO THE FINANCIAL STATEMENTS

FINANCIAL ASSISTANCE TO STUDENTS

1001	MAHAPOLA SCHOLARSHIP	329,613,500	-	329,613,500	-	-	-
1002	BURSARY SCHOLARSHIP	58,716,000	-	58,716,000	-	-	-
Total		388,329,500	-	388,329,500	-	-	-

DEPRECIATION

83010102	DEPRECIATION OF BUILDINGS	594,003,025	594,003,025	-	-	-	-
83010103	DEPRECIATION OF PLANT AND MACHINERY	21,699,233	21,699,233	-	-	-	-
83010104	DEPRECIATION OF MOTOR VEHICLES	79,510,000	79,510,000	-	-	-	-
83010105	DEPRECIATION FURNITURE AND FITTINGS	92,283,913	92,283,913	-	-	-	-
83010106	DEPRECIATION OF OFFICE EQUIPMENT	236,609,495	236,609,495	-	-	-	-
83010107	DEPRECIATION OF LAB TEACHING EQUIPMENT	537,100,599	537,100,599	-	-	-	-
83010108	DEPRECIATION OF LIBRARY BOOKS & PERIODICALS	36,078,161	-	-	36,078,161	-	-
83010109	DEPRECIATION /APRECIATION OF LIVESTOCK	-	-	-	-	-	-
83010110	DEPRECIATION OF CLOAKS	1,839,600	1,839,600	-	-	-	-
83010111	AMORTIZATION OF INTANGIBLE ASSETS ACCOUNT	5,032,390	5,032,390	-	-	-	-
Total		1,604,156,417	1,568,078,256	-	36,078,161	-	-
Total		11,163,128,928	2,415,764,829	7,133,319,090	241,261,039	228,911,375	722,248,756
							81,953,904.04
							326,251,659

Prog1	General Administration, Financial Administration, Stores & Supply, Security Service, Transport Service
Prog2	Agriculture Faculty, Arts Faculty, Engineering Faculty, Management Faculty, Faculty of Medicine, Science Faculty, Faculty of Vet Medicine, Examination Faculty of Dental Science, Science Education, Faculty of Allied Health Science, ELTU, Information Technology
Prog3	Library & Career Guidance Unit
Prog4	Health Service, Physical Education, Student & Staff Welfare
Prog5	Lands & Buildings, Electricity Supply
Prog7	Center for Distance & Continuing Education, Water Supply
Prog8	Hostels, Dodangolla Experimental Station, Mawala Vet Farm, Mahailuppallama Teaching Unit, Meewatura Field Station, Poultry Unit, Swine Production, Staff Development Center, Livestock Field Station Mawala

**THE FINANCIAL STATEMENTS FOR THE YEAR ENDED 31st DECEMBER 2023
UNIVERSITY OF PERADENIYA**

NOTES TO THE FINANCIAL STATEMENTS

1) Recurrent Budget

Actual 2022 (Rs.)	Description	Budget 2023 (Rs.)	Actual 2023 (Rs.)
Revenue			
7,790,000,000.00	Government Grant Recurrent	7,975,000,000	7,975,000,000.00
423,317,382.71	Internal Generated Income	207,510,000	620,302,151.75
45,868,000.00	Grants - Bursary		58,714,400.00
8,259,185,383	Total Revenue	8,182,510,000	8,654,016,552
Expenses			
4,455,516,080.00	Personal Emoluments Academic	4,614,427,000	4,560,257,546.96
2,761,955,941.00	Personal Emoluments Non-Academic	2,806,176,000	2,743,151,793.46
12,110,520.10	Travelling Expenses	8,977,000	6,690,585.55
249,146,753.27	Supplies	207,366,000	217,617,072.77
41,399,450.42	Maintenance Expenditure	52,855,500	102,341,855.72
433,956,676.00	Contractual Services	301,326,000	657,679,620.47
217,834,000.00	Financial Assistance to Student		388,329,500.00
1,026,597,603.00	Other Recurrent Expenses	191,382,500	882,904,536.39
9,198,517,024	Total Expenses	8,182,510,000	9,558,972,511
Revenue			
235,000,000	Government Grant Capital	525,000,000	525,000,000
3,500,000	UGC Grant		10,000,000
-	AHEAD Grant		109,407,298
-	Research Funds		61,908,925
-	Internal Generated Income	380,000,000	67,069,503
238,500,000	Total Revenue	905,000,000	773,385,726
Expenses			
257,669,995	Capital-Building Work in Progress	257,800,000	287,454,844
80,918,154	Rehabilitation Building & Capital Assets	332,200,000	91,378,332
82,650,997	Acquisition of Fixed Assets	190,000,000	328,449,574
	Human Capital Development	29,000,000	1,194,051
	Research and Development	96,000,000	64,908,925
421,239,146	Total Expenses	905,000,000	773,385,726

7. Audit Report

7.1 Auditor General's Report



ජාතික විගණන කාර්යාලය

தேசிய கணக்காய்வு அலுவலகம்

NATIONAL AUDIT OFFICE



මගේ අංකය
எனது இல.
My No.

} CPCG/KD/D/UP/2024/06

මගේ අංකය
உமது இல.
Your No.

}

දිනය
திகதி
Date

} 31 May 2024

Vice Chancellor,
University of Peradeniya.

Report of the Auditor General on the Financial Statements and Other Legal and Regulatory Requirements of the University of Peradeniya for the year ended 31 December 2023 in terms of Section 12 of the National Audit Act, No. 19 of 2018.

1. Financial Statements

1.1 Qualified Opinion

The audit of financial statements of the University of Peradeniya for the year ended 31 December 2023 comprising the statement of Financial Position as at 31 December 2023 and the statement of financial performance, statement of changes in equity and statement of cash flows for the year then ended, and notes to the financial statements, including a summary of significant accounting policies was carried out under my direction in pursuance of provisions in Article 154(1) of the Constitution of the Democratic Socialist Republic of Sri Lanka read in conjunction with provisions of the National Audit Act No. 19 of 2018 and the Finance Act No.38 of 1971. My report to Parliament in pursuance of provisions in Article 154 (6) of the Constitution will be tabled in due course.

In my opinion, except for the effects of the matters described in the basis for Qualified Opinion section of my report, the accompanying financial statements give a true and fair view of the financial position of the University of Peradeniya as at 31 December 2023 and of its financial performance and cash flows for the year then ended in accordance with Sri Lanka Public Sector Accounting Standards.

1.2 Basis for Qualified Opinion

- (a) The roads, sewage systems, water pipes and communication systems constructed within the university premises had not been identified and accounted for in terms of paragraph 19 of Sri Lanka Public Sector Accounting Standard 07.

- (b) Although two patents were commercialized and the university had received Rs. 11,050,000 as of December 31 of the year under review, these patents were not accounted for under intangible assets in accordance with Sri Lanka Public Sector Accounting Standard 20.
- (c) Even though Rs. 17,406,675 due from seven officers who breached their bonds had been shown as receivable income in the statement of financial position, this amount was disclosed as contingent assets under accounting policies and disclosures in the financial statements.
- (d) The lease income of Rs. 11,550,000, which remained receivable for the period from 01 January 1988 to 31 December 2023 from a 40-perch land in the Gatambe area belonging to the university and vested in the Divinanguma Department in 1987 on the lease basis, had not been accounted for.
- (e) Course fee income of Rs.48,027,480 due from 16 foreign students relating to the year under review had not been accounted for and a sum of Rs.1,289,205 received from foreign students of the Faculty of Dental Science during the year under review had been credited to a fund account without being recognized as income.
- (f) The sales income of Rs.70,124,305 received from the farms of the Faculty of Veterinary Medicine and Faculty of Agriculture pertaining to the year under review and the expenses of Rs.100,488,287 had not been shown in the statement of financial performance as income and expenditure of the university.
- (g) A sum of Rs. 19,352,214 that remained receivable to the university fund from 88 self-financing activities implemented during the period between the year 2016 and the last day of the year under review had been retained in the relevant fund accounts.
- (h) Since the foreign currency exchange loss of Rs. 4,104,684 of the Non-Resident Foreign Currency Account at the end of the year under review had been accounted for as foreign currency exchange gain of Rs.4,635,443, the deficit and the cash and cash equivalent of the year under review had been understated and overstated by Rs. 8,740,127, respectively.
- (i) The medical laboratory income of Rs.5,975,650 received during the year under review had not been accounted for as income of the university.
- (j) Sports items and equipment worth Rs.3,695,014 had not been included under fixed assets as required by the University Grants Commission Circular No. 09/2022 dated 05 May 2022, and the related depreciation of Rs.923,753 and the depreciation of Rs.2,378,036 pertaining to electricity generators had not been accounted for.
- (k) Without making provision for doubtful debts for the bond value of Rs. 29,523,940 continued to exist outstanding for a period of 22 to 53 years from 64 officers served in the academic staff, which had been identified as not possible to locate the bondholders or guarantors, the amount had been further shown as current assets in the statement of financial position.

I conducted my audit in accordance with Sri Lanka Auditing Standards (SLAuSs). My responsibilities, under those standards are further described in the Auditor’s Responsibilities for the Audit of the Financial Statements section of this report. I believe that the audit evidence I have obtained is sufficient and appropriate to provide a basis for my qualified opinion.

1.3 **Other Information Included in the Annual Report, 2023 of the University of Peradeniya**

The other information means the information included in the 2023 Annual Report of the University of Peradeniya, which is expected to be submitted to me after the date of this report, but not contained in the Financial Statements and my audit report thereon. Management is responsible for this other information.

My opinion on financial statements does not cover the other information and I do not express any assurance or opinion thereon.

My responsibility in connection with my audit of financial statements is to study the above identified other information and evaluate whether the other information is substantially mismatched with the financial statements or my knowledge gained in auditing or another manner.

In the study of Annual Report of the University for the year 2023, if I conclude that there are substantial misstatements, I should communicate that matters to the governing body for correction. If there are misstatements further to be corrected, those will be included in the report which I table in parliament in accordance with Article 154 (6) of the Constitution in due course.

1.4 **Responsibilities of Management and Those Charged with Governance for the Financial Statements**

Management is responsible for the preparation of financial statements that give a true and fair view in accordance with Sri Lanka Public Sector Accounting Standards, and for such internal control as management determine is necessary to enable the preparation of financial statements that are free from material misstatement, whether due to fraud or error.

In preparing the financial statements, management is responsible for assessing the University's ability to continue as a going concern, disclosing, as applicable, matters related to going concern and using the going concern basis of accounting unless management either intend to liquidate the University or to cease operations, or has no realistic alternative but to do so.

Those charged with governance are responsible for overseeing the University's financial reporting process.

As per Sub-section 16(1) of the National Audit Act No. 19 of 2018, the University is required to maintain proper books and records of all its income, expenditure, assets and liabilities, to enable annual and periodic financial statements to be prepared of the Institute.

1.5 **Auditor's Responsibility for the Financial Statements**

My objective is to obtain reasonable assurance about whether the financial statements as a whole are free from material misstatement, whether due to fraud or error, and to issue an auditor's report that includes my opinion. Reasonable assurance is a high level of assurance, but is not a guarantee that an audit conducted in accordance with Sri Lanka Auditing Standards will always detect a material misstatement when it exists. Misstatements can arise from fraud or error and are

considered material if, individually or in the aggregate, they could reasonably be expected to influence the economic decisions of users taken on the basis of these financial statements.

As part of an audit in accordance with Sri Lanka Auditing Standards, I exercise professional judgment and maintain professional scepticism throughout the audit. I also:

- Identify and assess the risks of material misstatement of the financial statements, whether due to fraud or error, design and perform audit procedures responsive to those risks, and obtain audit evidence that is sufficient and appropriate to provide a basis for my opinion. The risk of not detecting a material misstatement resulting from fraud is higher than for one resulting from error, as fraud may involve collusion, forgery, intentional omissions, misrepresentations, or the override of internal control.
- Obtain an understanding of internal control relevant to the audit in order to design audit procedures that are appropriate in the circumstances, but not for the purpose of expressing an opinion on the effectiveness of the University's internal control.
- Evaluate the appropriateness of accounting policies used and the reasonableness of accounting estimates and related disclosures made by the management.
- Conclude on the appropriateness of the management's use of the going concern basis of accounting and based on the audit evidence obtained, whether a material uncertainty exists related to events or conditions that may cast significant doubt on the University's ability to continue as a going concern. If I conclude that a material uncertainty exists, I am required to draw attention in my auditor's report to the related disclosures in the financial statements or, if such disclosures are inadequate, to modify my opinion. However, future events or conditions may cause the University to cease to continue as a going concern.
- Evaluate the overall presentation, structure and content of the financial statements, including the disclosures, and whether the financial statements represent the underlying transactions and events in a manner that achieves fair presentation.

I communicate with those charged with governance regarding, among other matters, significant audit findings, including any significant deficiencies in internal control that I identify during my audit.

2. Report on Other Legal and Regulatory Requirements

2.1 National Audit Act, No. 19 of 2018 includes specific provisions for following requirements.

2.1.1 Subject to the observations described in the Basis for Qualified Opinion paragraph in my report, I have obtained all the information and explanation that required for the audit and as far as appears from my examination, proper accounting records have been kept by the University as per the requirement of section 12 (a) of the National Audit Act, No. 19 of 2018.

- 2.1.2 The financial statements presented by the University are consistent with the preceding year as per the requirement of section 6 (1) (d) (iii) of the National Audit Act, No. 19 of 2018.
- 2.1.3 The financial statements presented include all the recommendations made by me in the previous year as per the requirement of section 6 (1) (d) (iv) of the National Audit Act, No. 19 of 2018 except for the observations stated under (a), (c), (e), (f) and (g) in the Basis for Qualified Opinion paragraph.
- 2.2** Based on the procedures performed and evidence obtained were limited to matters that are material, nothing has come to my attention;
- 2.2.1 to state that any member of the governing body has any direct or indirect interest in any contract entered into by the University which are out of the normal cause of business as per the requirement of section 12 (d) of the National Audit Act, No. 19 of 2018.
- 2.2.2 to state that the University has not complied with any applicable written law, general and special directions issued by the governing body of the Company as per the requirement of section 12 (f) of the National Audit Act, No. 19, except for the following observations.

Reference to Laws, Rules/Directives	Observations
-----	-----
(a) Parliamentary Acts -----	
i. Section 6(1)(b) of the National Audit Act No. 19 of 2018	Although salaries and allowances of Rs.327,471,914 had been paid to 92 lecturers of the Faculty of Science during the year under review, no information required to substantiate the duties performed by them was submitted to the audit.
ii. Section 04 of the Prevention of Fraud Ordinance No. 07 of 1840	Despite two witnesses not signing the declaration naming the nominee of a deceased professor and the observed forgery of the professor's signature, her employee provident benefit of Rs. 3,273,535 was also paid to her husband.
iii. Section 09 of the Payment of Gratuity Act No. 12 of 1983	The employee gratuity benefit of Rs. 2,579,064, belonging to a deceased professor, was paid solely to her husband, disregarding other heirs.
iv. Section 11 of the Finance Act No. 38 of 1971	An excess amount of Rs.449,981,632 had been invested during the year under review without the prior approval of the Finance Minister.
(b) Paragraphs 04 (1) and 5 (1) of Management Services Circular No. 02/2014 dated 11 February 2014	Research allowances of Rs.4,760,275 had been paid to two lecturers of the Faculty of Management during the period between 2015 and 2020 without the approval of a Research Management Committee.

2.2.3 to state that the University has not performed according to its powers, functions and duties as per the requirement of section 12 (g) of the National Audit Act, No. 19 of 2018, except for the following observations.

Powers, Functions and Duties -----	Observations -----
(a) Sections 4.1 and 4.2 of Chapter V of the University Establishments Code	Fifty-nine lecturers who had resigned during the period from 01 January 2020 to 31 December 2023 without providing three months' notice prior to the date of resignation had been allowed to so resign without having their three months' salary, totaling Rs. 12,232,161, recovered.
(b) Circular -----	
i. Paragraph 05 (d) of University Grants Commission Circular No. 408 dated 20 October 1989	Salaries and allowances totaling Rs. 9,081,981, paid to three officials during their period of seven-year no-pay sabbatical leave, had not been recovered by the end of the year under review.
ii. University Grants Commission Institutional Circular No. 15/2015 dated 17 November 2015	Although the results of internal examinations in higher education institutions should be released within three months from the conduct of examination, it had taken 04 to 10 months to release the results of examinations held in 34 departments across three faculties between 01 January 2017 31 and December 2023.
iii. University Grants Commission Circular No. 15/2018 dated 26 November 2018	Even though the employee contribution of a certain staff insurance scheme cannot be spent by the treasury allocations, a sum of Rs. 49,827,000 had been paid to the National Insurance Trust Fund as employees Agrahara insurance contribution between the year 2019 and 2023.

2.2.4 to state that the resources of the University had not been procured and utilized economically, efficiently and effectively within the time frames and in compliance with the applicable laws as per the requirement of section 12 (h) of the National Audit Act, No. 19 of 2018, except for the following observations.

- (a) Although about 05 months have passed since the completion of constructions of the Geography Department building with the contracted value of Rs.87,500,000, the building had not been handed over to the university. The concrete side wall constructed at a cost of Rs.4,275,000 before the construction of the building had collapsed in November 2021.
- (b) Although the construction of the water supply project had been contractually assigned for Rs.714,535,924 on 11 July 2018 on the basis of completion the task by 10 July 2020, its physical progress as of the date of the report was only 52 percent. Although Rs.420,895,652 had been paid

to the contractor, the construction had been abandoned halfway without completion. Due to the failure to complete the work within the contractual period, the National Water Supply and Drainage Board had given an additional estimate of Rs.785 million over the original estimate to complete the remaining works.

- (c) Project works costing Rs. 308,330,445 on 52 rehabilitation and capital projects had been abandoned without completing between the year 2009 and 2018. Nevertheless, without identifying the responsible officers and recovering the money or writing it off from the books, it had been continuously shown in the financial statements under work-in-progress.

2.3 Other Matters

- (a) While on academic and seven-year sabbatical leave, a professor from the Faculty of Agriculture at the university had received Rs. 24,129,082 in salary, allowances, and acting wages from three government institutions during the period from 30 December 2019, 30 April 2023. During that period, he had received a sum of Rs.9,639,043 from two institutions as study, research and cost of living allowance. The salaries and allowances of Rs.6,110,066 thus paid by the University of Vocational Technology during the academic leave period were yet to be reimbursed even by the end of the year.
- (b) Of the amount to be recovered from 05 lecturers who received scholarship grants under the AHEAD project and breached their agreements, Rs. 61,569,383 had not been recovered even by the end of the year under review.
- (c) Under the AHEAD project, 80 substandard laptops valued at Rs. 12,577,600 had been purchased for the Faculty of Arts and 35 of those computers remained idle for a period of 05 to 09 months.
- (d) Since six research projects valued at Rs. 3,455,500, related to the period from 2017 to October 2023, had not been duly completed, they were canceled. Consequently, the opportunities to use those research grants for other projects were lost.
- (e) A sum of Rs. 1,932,972 related to five research funds remained underutilized for more than a year, Rs. 15,270,168 pertaining to fourteen funds remained underutilized for one year, and Rs. 1,951,178 related to two other funds remained underutilized for more than a year.
- (f) A total of 18 tablets and 3 computers, worth Rs. 1,748,500, which had been purchased for developing education for students with special needs and promoting equality, remained idle for more than 2 years by the end of the year under review.
- (g) Without publishing open advertisements in accordance with the provisions of University Grants Commission Circular No. 922 dated June 23, 2010, and the University Establishments Code, and outside of the approved recruitment scheme, two individuals who did not meet the qualifications for the positions of Chief Security Officer and Chief Marshal had been recruited for those positions.

W.P.C. Wickramaratne
Auditor General

7.2 Answers to the Auditor General's report

Answers to the Auditor General's report regarding the financial statements and other legal and regulatory requirements of the University of Peradeniya for the year ending 31 December 2023 in terms of Section 12 of the National Audit Act No. 19 of 2018

1	Financial Statements
1.1	Qualified Opinion
1.2	Basis for Qualified Opinion
(a)	<p>At the time of the initial construction of the University of Peradeniya, approximately 75 years ago, the buildings, water supply systems, roads, and sewage systems were not individually recognized and accounted for. Instead, these assets were accounted for under a category of construction assets of the university. Although the task of identification and valuation of these assets under the existing Public Sector Accounting Standard No. 18 were handed over to the Government Valuation Department, the Department has informed that it is practically impossible to identify and value such these types of assets. Therefore, these old assets continue to be accounted for as construction assets.</p> <p>However, Rs. 16,850,000.00 has been spent on the ongoing sewage system construction and Rs. 420,895,652.14 has been spent on the water supply system improvement project. Since these projects are still in progress and not yet completed, they have been accounted for under the work-in-progress account. Once these construction projects are completed, they will be capitalized as a separate asset class in accordance with the relevant standards.</p>
(b)	<p>Under two patent rights, the university received Rs. 11,050,000, which has been accounted for as university funds. Accordingly, this amount was recorded in the accounts as university's funds and the receipt of funds has been accounted for through the final accounts for the year ending 31 December 2023. Furthermore, starting from 2024, not only these two patent rights but all intangible assets owned by the university will be accounted for in accordance with Standard No. 20.</p>
(c)	<p>A sum of Rs. 17,406,675, which is to be received from seven officials who breached bonds, has been accurately accounted for as receivable income. The disclosure of this amount as a contingent asset under accounting policies and disclosures in the financial statements will be removed from the accounting statements in the future.</p>
(d)	<p>The land of 40 perches in Gatambe, belonging to the university, which was transferred to the Divineguma Department on a lease basis in 1987, had been leased out for 30 years from 1988 to 2017, with the total lease rent amounting to Rs. 7,200,000. However, since it was an agreement between two state institutions, and because no lease payment had been made by the Department to the university from 1988 to 2017 and since it was not possible to definitively assume that these lease payments would be received due to the non-payment for 30 years, this amount was not recorded in the accounts as a receivable income. Since the Divineguma Department did not present itself to sign a lease agreement with the university from 2018 to 2023, and no agreement has been established thus far, it is not possible to account for the lease payments as a receivable income. Accordingly, due to the absence of an agreement for the years 2018 to 2023, it is not possible to record Rs. 4,350,000 as an income in the accounts.</p>
(e)	<p>The amount of Rs. 48,027,480 to be received from 16 foreign students has been accurately adjusted in the accounts. (JE 413899)</p> <p>The sum of Rs. 1,289,205 received from foreign students of the Faculty of Dental Sciences during the year under review has been recognized as income and accounted for accordingly. (JE 470691)</p>

(f)	With the introduction of the new accounting package (SAP) from 2023, the expenses and income of the farms belonging to the Faculties of Agriculture and Veterinary Medicine, which operate as separate projects, have been accounted for. The expenses and income of these projects are also accounted for as university's income and expenses. From 2024 onwards, sales revenue and expenses will be presented separately in the statement of financial performance as university's income and expenses.
(g)	<p>The funds periodically credited to the university fund from self-financing activities by faculties and centers are credited to the Research Promotion Fund.</p> <p>The amount of Rs. 8,116,636, related to 43 self-financing activities observed by the audit, which has been provided to the university by the faculties and centers, has also been credited to this fund. This fund is presented under the 'Funds' schedule in the university's financial statements.</p> <p>Once the remaining 45 self-financing activities observed by the audit are completed, the amount of Rs. 11,235,578, which is due to the university fund, will be credited to the aforementioned fund. Until then, these funds will be retained in the respective fund accounts related to each self-financing activity maintained by the faculties and centers. All these funds are also presented under the 'Funds' schedule in the university's financial statements.</p>
(h)	Foreign exchange gains or losses have been accurately accounted for in the respective fund accounts. However, these foreign exchange gains or losses are merely reflected as a superficial adjustment in the financial statements. Furthermore, since an amount equal to the incurred loss is readjusted in the statement of changes in equity, there is no net effect on the profit or loss stated in the financial statements. Nonetheless, this error has now been rectified.
(i)	The medical laboratory income of Rs. 5,975,656 has been accounted for as university income under miscellaneous income.
(j)	<p>The value of Rs. 3,695,064 mentioned in the audit paragraph pertains to sports equipment that is not classified as a capital item. Instead, these items are considered to be sports equipment that falls under the category of recurrent expenditure upon use. For example, items such as badminton shuttlecocks and cricket balls can be cited. These items are used up within a year. Accordingly, since the items valued at Rs. 3,695,064 are not in the form of capital items they have been considered and accounted for as recurrent expenses.</p> <p>Accordingly, no depreciation can be adjusted to these sports equipment. Additionally, depreciation for generators is 10%, and these have been accounted for under the Plant and Machinery the depreciation has been correctly adjusted in the accounts. However, starting from 2024, generators will be classified and presented as a separate category of assets in the accounts.</p>
(k)	<p>All the arrangements will be made to collect this bond value annually. Given that the University Grants Commission is discussing the recovery of this bond's value from both guarantors and the Provident Fund, and with the intention of recovering it within a very short time, it has been accounted for as current assets.</p> <p>However, from the 2024 financial year onwards, arrangements will be made to make provisions for doubtful debts and adjust it in the accounts accordingly.</p>
1.3	
1.4	
1.5	
2	
2.2.2	
(a)	Acts
i.	The academic staff make their contribution to teaching, research, and activities aimed at the betterment of the country.

	<p>Although the university has an approved cadre of 158 lecturers, currently only 107 are in service. Furthermore, in 2023, teaching activities were conducted for five student batches of the Faculty of Science, and 160 research articles authored by the lecturers were published in international journals. Additionally, the Workload Calculation of each lecturer pertaining to the year 2023 has been submitted to the Vice-Chancellor.</p> <p>Therefore, it is informed that 92 lecturers have received their salaries during the year 2023 fulfilling their responsibilities.</p>
ii.	<p>Conduct of Investigations</p> <p>Concerning the incident revealed by the Government Audit query No. CPCG/KD/D/UP/2023/14 dated 26.06.2023, an officer was appointed for conducting an initial investigation following the approval obtained at the 533rd Council meeting of the University Governing held on 31.08.2023.</p> <p>Furthermore, based on the decision of the said Council, the service of Mr. Jayalal Ponnampereuma, who served as the Deputy Bursar of the university and was the husband of the late Professor, were suspended.</p> <p>The relevant investigation was conducted, and the preliminary investigation report was submitted to the University Council on 27.01.2024. After reviewing the report, the Council decided to conduct a further investigation. Accordingly, a new officer has been appointed and recommenced the initial investigation and it is ongoing at present.</p> <p>Legal Action</p> <p>Based on the aforementioned decision of the Governing Council, a complaint was filed by the University Registrar with the Kandy Crime Investigation Unit on 26.03.2023, alleging that the deceased Professor's signature on the nominee form had been forged by the individual in question. In accordance with this complaint, the Kandy Crime Investigation Unit made statements to the Kandy Magistrate's Court under case number B 70068/23, and further investigations are ongoing. Additionally, the Kandy Crime Investigation Unit has obtained a forensic report related to the matter, which has also been submitted to the Honorable Court for further proceedings.</p>
iii.	<p>The initial investigation will also address the matter of payments of the deceased Professor's employee gratuity fund and her arrears of salary to Mr. Jayalal Ponnampereuma, the Deputy Bursar of the university and the Professor's spouse. Additionally, in accordance with the decision made by the Committee on Public Enterprises held on 03.08.2023, the committee appointed by the Secretary to the Ministry of Education has conducted an inquiry into this matter. The report of this inquiry is expected to be received by the university in the near future.</p>
iv.	<p>Documents required for obtaining prior approval for fixed deposit investments have been submitted to the Treasury in the year 2023.</p> <p>Similarly, documents for obtaining prior approval for the year 2024 have also been submitted.</p>
(b)	<p>It is informed you that the research allowances will be paid only after all research proposals submitted by staff of the Faculty Management is approved by the Faculty Research Committee.</p>
2.2.3	
(a)	<p>The audit query has indicated that 59 academic staff members of the Faculty had been given the opportunity to resign without recovering their salaries for three months, which is incorrect. Out of the 59 academic staff members, 29 have been considered as having vacated the service. Meanwhile, 24 of these staff members resigned without either providing the required three months' notice or paying their salaries for the three months. Additionally, 04 lecturers have resigned with the required three months' notice, so no salary for those three months needs to be collected. Furthermore, one lecturer's service was terminated due to her inability to meet postgraduate qualification requirements within eight years, thus no salary for the three months</p>

needs to be collected from her either. Therefore, the total number of lecturers should correctly be 58 instead of 59. Furthermore, the 24 lecturers who resigned without providing three months' notice or receiving three months' salary were not bound by any bond or agreement with this university. Therefore, resignations of those lecturers were accepted subject to the deduction of three months' salary in the process of releasing their provident fund, based on the approval of the Council.

According to Section 9.2 of Chapter VI of the University Establishments Code, the only amount that can be recovered from lecturers who are considered to have left their service is one month's salary, along with the value of their bond. Therefore, the remaining two months' salary will be recovered at the time of releasing the Provident Fund of the lecturers after converting their vacation of the service into a resignation on their request made following the full payment of the bond value. However, out of those 29 lecturers, three months' salary has been recovered from five lecturers, while one month's salary has been recovered from seven lecturers. Accordingly, out of the 29 lecturers who were considered to have left their service, a total sum of Rs. 1,444,065.00 has been recovered from 12 lecturers so far.

Instead of the previously followed procedure during the resignation of lecturers (deducting three months' salary upon releasing their Provident Fund), the resignation will now be submitted to the Council for approval only after the three months' salary has been paid if prior notice was not given or the three months' salary was not paid.

Out of the 29 lecturers who were considered to have vacated their service, 05 lecturers have fully settled by paying three months' salary and have been completely released. Among the remaining 24 lecturers, one month's salary has been recovered from seven, and steps have been taken to recover the remaining two months' salary from their Provident Fund.

Accordingly, it is further informed that, upon accepting the resignations of the 23 lecturers who did not provide three months' prior notice or pay three months' salary, steps will be taken to recover the due amount from their Provident Fund as soon as possible under the previous procedure.

(b)

i.	Name of the Lecturer	Amount Receivable	Amount Recovered	Amount Recoverable	Measures taken to recover the dues
	Professor H,M,A. Sominanda	Rs. 3,847,268.51	-	Rs. 3,847,268.51	Action has been taken to deduct the dues from the gratuity
	Professor R.G.Ileperuma	Rs. 4,212,365.81	-	Rs. 4,212,365.81	Arrangements are being made to deduct the amount from the Provident Fund of Mr. Ileperuma and the remaining amount will be settled through the salaries and allowances due to him in relation to his promotion.
	Professor L.J.G.A.G. Jayasooriya	Rs. 1,022,347.00	-	Rs. 1,022,347.00	Action has been taken to recover the dues from the Provident Fund

(ii)

Faculty of Arts

It is informed that the delay in releasing results, especially in comparison to other faculties, was influenced by several factors: the evaluation of exam papers for approximately 1,200 students in certain subjects, the extended time taken to release results for about 700 different subjects across 19 departments, and specially the delay in evaluations conducted by external lecturers. Additionally, issues arising from conducting online exams during the COVID-19 period also contributed to the delay.

Faculty of AHS

According to the University Grants Commission Institutional Circular No. 15/2015 dated 17 November 2015, it is required that results of internal examinations for higher education

	<p>institutions be released within three months and we hereby notify that the examinations and result releases of the Faculty of Allied Health Sciences are conducted in compliance with the existing laws, rules and regulations.</p> <p>However, the delay in releasing these results within the time frame indicated by the audit query was due to the COVID-19 pandemic that prevailed in Sri Lanka during 2020 and 2021. During this period, the country was intermittently locked down, and gatherings were prohibited. Despite these restrictions, the faculty's academic and non-academic staff worked to the best of their ability to maintain operations as normal. (During this time, even correspondence with security forces was made to bring students and academic and non-academic staff to the faculty on a shift basis for work.) During this period, it was impossible to carry out academic activities as usual due to the nationwide lockdown. Although the country's situation was such at the time, the academic staff conducted lectures online and provided the necessary knowledge to students. However, despite the existing obstacles, the academic and non-academic staff gathered as much as possible during the lockdown to hold the required exams. The results were delayed due to another nationwide lockdown for approximately 2-3 months thereafter.</p> <p>Additionally, since many of the degree programmes offered by the faculty involve practical/clinical examinations held at several hospitals across the island (including Welisara Chest Hospital, Kandy National Hospital, Angoda Mental Hospital, and Kurunegala Hospitals), the pandemic prevented these practical/clinical examinations from being conducted as planned, and the result documentation from being completed within the specified timeframe, leading to a delay in releasing the results. Furthermore, as per the medical regulations and procedures in place at the time, the answer scripts had to be stored for more than 14 days to inactivate the virus before they could be distributed. This caused difficulties in distributing the answer scripts to the relevant examiners and in collecting the re-marked scripts, which also contributed to the delay in releasing the results. The delay was also caused by the inability to gather the members of the academic staff on the results release committee due to the closure of the university and the country.</p>
(iii)	<p>This Agrahara insurance scheme is not funded by Treasury allocations but rather through the internal income of the university. The insurance scheme for employee welfare, implemented by the government for semi-government institutions, involves a contribution of Rs. 400 from the employee and Rs. 600 from the university, in line with University Grants Commission Circular No. 15/2018.</p>
2.2.4 (a)	<p>The university has not made any payments for the wall that collapsed due to heavy rainfall. The wall had been redesigned and rebuilt by the respective contractor.</p> <p>This building was handed over to the university on 09.04.2024.</p>
(b)	<p>In accordance with a Cabinet decision, an agreement was signed on 11 July 2018, between the University of Peradeniya and the National Water Supply and Drainage Board to upgrade the university's water supply system at a cost of Rs. 714,535,924. During the course of the project, work was interrupted due to various reasons, including intermittent lockdowns caused by the COVID-19 pandemic, difficulties in bringing workers to the site, and challenges in obtaining raw materials. Furthermore, the economic downturn in the country led to a significant increase in the cost of materials required for the contract work. Consequently, the Water Supply and Drainage Board informed that it would be impossible to complete the project within the agreed budget. The inability to complete the contract work within the agreed period was due to factors beyond the university's control. Nevertheless, discussions are currently taking place with the Water Supply and Drainage Board regarding the possibility of completing the project in segments, either under different categories or as funds become available to the university.</p>
(c)	<p>For various reasons, the rehabilitation and capital projects have been put on hold by contractors. A Project Monitoring Committee has been established to supervise the projects, and this</p>

	committee is currently engaged in investigating and clarifying the status of the abandoned rehabilitation and capital projects.						
2.3	Other Matters						
(a)	<p>Professor W.P.R.P. De Silva, who serves in the Faculty of Agriculture at the university, has been granted leave from university service to serve as the Vice-Chancellor of the University of Vocational Technology as follows:</p> <ul style="list-style-type: none"> From 30.12.2019 to 30.11.2021 – Releasing without pay on the basis of reimbursing salary and allowances already paid. From 01.12.2021 to 31.12.2022 – Releasing with pay on sabbatical leave. From 01.01.2023 to 30.04.2023 – Releasing without pay on the basis of reimbursing salary and allowances already paid. <p>During the periods from 30.12.2019 to 30.11.2021 and from 01.01.2023 to 30.04.2023, the university has paid Professor W.P.R.P. De Silva a total of Rs. 16,406,493.30 in salary and allowances on the basis of reimbursement. This entire amount has been fully reimbursed to the university by the Vocational Technical University.</p> <p>Additionally, according to the matter indicated in your query, a university lecturer is entitled to sabbatical leave with or without pay. When granted paid leave, there is a possibility to pay all salaries and allowances as specified by the circulars. Therefore, the university is required to pay all salaries and allowances due for the paid sabbatical leave granted to him from 01.12.2021 to 31.12.2022. Additionally, details regarding his salaries and allowances have been communicated in writing to the University of Vocational Technology. However, the university cannot determine the allowances payable to him by the University of Vocational Technology.</p>						
(b)	Serial No.	Scholarship No	Name of the scholarship awardee	Value of breached bond Rs.	Amount recovered as at 05.08.2024 Rs.	Remaining amount to be recovered Rs.	Description
	01	AHEAD/PhD/R1/AH/035	P.A.D. Rerera	15,615,343	4,384,828	11,230,515	Mrs. Perera has made a payment of Rs. 4,000,000.00 on 31 January 2023, from the bond value. Additionally, a sum of Rs. 384,828 has been recovered from her gratuity fund to cover the bond value. The Provident Fund Application for the utilization of her provident fund for the bond has been sent to the University Grants Commission, and arrangements have been made to charge Rs. 1,547,471.82 from the provident fund for the bond. An email message dated 05.12.2023 has informed her to pay the remaining outstanding amount. Accordingly, Mrs. Perera has informed via an email dated 11.01.2024 that she

							<p>requests a portion of her bond value to be recovered from her pension fund. She has also stated that it is difficult to pay the remaining balance in a lump sum. She has also requested that arrangements be made to facilitate the payment of the remaining balance in installments. Accordingly, it is informed you that actions will be taken in accordance with Financial Circular Letter No. 01/2024 dated 29.01.2024 issued by the University Grants Commission.</p>
02	AHEAD/PhD/R1/AH/039	T.G.N.S Goonaratne	13,585,176.35	1,534,968.00	12,050,208.35	<p>The consent to reduce a portion of the bond value from the Gratuity Fund and the Provident Fund has been granted, and the relevant applications have been submitted. Accordingly, a sum of Rs. 1,034,968 has been recovered from the Gratuity Fund towards the bond on 19.04.2024. The shortfall amount to be paid after reducing the amount from the Gratuity and Provident Funds was notified to her through the letter dated 20.03.2024. Accordingly, she has paid a sum of Rs. 500,000.00 on 03.08.2024 and requested a period of 3-4 years to settle the remaining amount. Therefore, it is informed you that actions will be taken according to the University Grants Commission Finance Circular Letter 01/2024 dated 2024.01.29.</p> <p>It has been informed that since the Provident Fund application bears an electronic signature, an application with the actual signature should be submitted. After</p>	

							deducting the provident fund loan amount from her Provident Fund, the balance in the Provident Fund as of 31.12.2022 is Rs. 1,173,259.73.
03	AHEAD/PhD/R2/MED/246	T.N Haththowa	17,912,641	640,851,75	17,271,789.25		Having expressed consent to reduce a portion of the bond value from the Gratuity Fund and the Provident Fund, the relevant applications have been submitted to the Academic Establishments Division. Accordingly, a sum of Rs. 640,851.75 has been deducted from the Gratuity Fund towards the bond. Similarly, the Provident Fund document was sent to the Bursar on 31.01.2024 to deduct a portion of the bond value from the Provident Fund. As of 31.12.2022, her Provident Fund amounts to Rs. 2,368,988.67. Additionally, she has expressed her willingness to deduct the bond value from her Pension Fund as well. Furthermore, in an email dated 31.01.2024, she requested an extension until the end of June 2024 to settle the remaining shortfall. As she has failed to settle the bond value within the requested timeframe, action will be taken to initiate relevant legal measures in this regard.
04	AHEAD/PhD/R2/MED/191	S.T. Sudeshika	18,601,182	4,740,760	13,860,422.00		Mrs. Sudeshika has paid a sum of Rs. 4,000,000.00 of the bond value on 31.08.2023. Accordingly, a sum of Rs. 740,760.00 was deducted from the Gratuity Fund towards the bond on 19.04.2024. Additionally, the Provident Fund document was sent to

							the Bursar on 13.02.2024 to deduct a portion of the bond value from the Provident Fund. As of 31.12.2022, her Provident Fund stands at Rs. 2,368,988.67. Accordingly, it is informed you that actions will be taken according to the University Grants Commission Finance Circular Letter 01/24 dated 2024.01.29 to deduct the remaining bond value from her fund. If not, necessary legal actions will be pursued.
	05	AHEAD/PhD/R2/ENG/TEC H/252	I.D.Y. Ekanayaka	14,648,836	14,648,836	-	Mrs. I.N.W. Ekanayake paid a sum of Rs. 14,648,835.64 of her total bond value and Rs. 61,274.64 as a monthly salary on 08.07.2023. Since she has settled both the full bond value and the monthly salary, the Council granted approval for her resignation, which was accepted during the 533rd Council meeting held at the University of Peradeniya on 06.08.2023.
(c)	<p>Following the order placed through the AHEAD project, the computers were delivered to the Faculty of Arts. The purchased computers were then distributed across 80 departments and assigned to the lecturers within those departments.</p> <p>However, several of the purchased computers experienced keyboard-related defects, which were rectified free of charge by the respective agency. Nevertheless, as stated in the audit query, these defects affected about half of the total number of computers purchased. A letter was sent to the company to request replacement computers for the defective ones. A letter was sent to the company regarding this issue, informing them to provide new computers in place of the defective ones. The company has agreed to repair the computers accordingly.</p> <p>These computers are still within their warranty period, and accordingly, arrangements will be made to have them repaired through the company. Additionally, the details regarding the company will be presented to the University Grants Commission for any further necessary actions.</p>						
(d)	All these research grants have been canceled, and actions will be taken in the future regarding the relevant recovery of charges.						

(e)	<p>Under the research grants and other funds observed by the audit, money has been allocated for specific tasks and these funds cannot be used for any tasks other than those specified.</p> <p>However, if the researchers or fund recipients do not make claims to use those funds for the specified tasks, measures will be taken to prevent the remaining liquid funds under these grants from becoming idle. With the objective of generating additional income for the university, the investment portfolio division of the university will temporarily invest these funds in fixed deposits. Accordingly, since all liquid funds under the audited research grants and other funds have been temporarily invested in fixed deposits (for periods of 1, 3, 6, or 12 months), it is not acceptable that these funds remained underutilized.</p> <p>However, it is acknowledged that the audited research grants and other funds have not been utilized for the specified tasks within the audit periods.</p>
(f)	<p>Out of the 35 tablets received by the Special Needs Resource Center under the "IncEdu Project" aimed at educational development for students with disabilities in Sri Lankan universities, 17 tablets have been issued for use by students with special needs. The remaining 18 tablets are reserved for incoming students in the new academic term. The educational activities for these new students are scheduled to begin on 01 October 2024.</p> <p>With the approval of the Dean, out of the 03 computers received by the Special Needs Resource Center, one computer has been issued to the Dean's Office and two computers have been allocated to the Department of Fine Arts.</p>
(g)	<p>In response to the inquiry made by the university on 04.11.2004, the Additional Secretary of the Ministry of Defence sent a reply on 07 December 2004 stating that due to the nature of duties performed by police and military officers, it is not possible to compare those ranks. The letter also mentioned that it would be appropriate to consider a military officer holding the rank of Captain or higher for the position of Chief Security Officer.</p> <p>According to the scheme of recruitment related to the position of Chief Marshal, candidates must have a degree from a recognized university along with experience in one of the following: serving as an Assistant Superintendent of Police or a higher rank in the Sri Lanka Police, holding a comparable rank in the three armed services, or possessing at least 5 years of service in a Deputy Marshal position.</p> <p>Accordingly, a candidate who met the qualifications for the position of Chief Marshal, based on the scheme of recruitment in place at the time, has been selected. However, the file related to the interview process is currently missing, and efforts are underway to locate it.</p>

Professor W.M.T. Madhujith
Vice-Chancellor
University of Peradeniya

August 2024