

විදුලිබල හා බලශක්ති අමාත්‍යාංශය
மின்சக்தி மற்றும் வலுசக்தி அமைச்சு
MINISTRY OF POWER AND ENERGY



වාර්ෂික කාර්යසාධන වාර්තාව
வருடாந்த செயற்பாட்டு அறிக்கை
Annual Performance Report

2023



Ministry of Power and Energy

Annual Performance Report

2023

Power Section

No.437, Galle Road,
Colombo 03

Telephone No - 011 2574922
Fax No - 011 2574741
E-mail - info@powermin.gov.lk

Energy Section

No. 80, Sir Ernest De Silva Mawatha,
Colombo 07

Telephone No - 011 2370033
Fax No - 011 2372115
E-mail - info@energymin.gov.lk

Annual Performance Report for 2023
Ministry of Power and Energy
Expenditure Head No: - 119

Contents

Page No.

Chapter 01- Institutional Profile/ Summary of Implementation

1.1	Introduction	03
1.2	Vision, Mission and Objectives of the Ministry	05
1.3	Key Functions of the Ministry	06
1.4	Organizational Chart	07
1.5	Main Divisions of the Ministry and Functions	09
1.6	Institutions under the Purview of the Ministry	11
1.7	Challenges faced and the actions taken by the Ministry of Power and Energy to overcome them	12
1.8	Details of the Foreign Funded Projects	14

Chapter 02 - Progress and Future Outlook

2.1	Performance of the Power Sector in the year 2023	19
2.1.1	Electricity Demand and Consumer Growth	19
2.1.2	Electricity Generation	20
2.1.3	Installed Capacity of the National Grid	21
2.1.4	Hydro Power Generation Expansion Projects	21
2.1.5	Thermal Power Generation Projects	22
2.1.6	Improving Access to Non- Conventional Renewable Energy (NCRE)	22
2.1.7	Power Transmission Improvements	24
2.1.8	Power Distribution Infrastructure Development	25
2.1.9	Climate Change Mitigation Activities and Nationally Determined Contributions (NDCs) of the Power Sector	25
2.1.10	Research and Development Activities	25
2.1.11	Institutional Reforms for the Power sector	25
2.1.12	Electricity Tariff Revision-2023	26
2.1.13	Operational Improvements Achieved with Modern Technology	26
2.1.14	International Collaborations	27
2.1.15	Future Plans	28
2.2	Performance of the Energy Sector in the year 2023	29
2.2.1	Evolution of the Organizational Structure of the Petroleum Industry of Sri Lanka	29
2.2.2	Strategic Measures Taken to Ensure a Continuous Fuel Supply	30
2.2.3	Import and Refining of Crude Oil	31
2.2.4	Import of Refined Petroleum Products	32

2.2.5	Sale of Petroleum Products	33
2.2.6	Issuing License to Competitive Entities for Import, Sale and Distribution of Petroleum Products Based on Long-term Agreements	34
2.2.7	Extension of the Petroleum Product Distribution License of Lanka Indian Oil Company (LIOC)	34
2.2.8	Widening Market Opportunities to Supply Jet A-1 Fuel Used in Aircraft	34
2.2.9	Liberalization of the Lubricant Market of Sri Lanka and the Selection of New Entrants	35
2.2.10	Formulation of Regulations Governing the Petroleum Industry	35
2.2.11	Determination of the Fuel Prices According to the Fuel Price Formula	35
2.2.12	Introducing the National Fuel Pass to Formalize the Fuel Distribution	37
2.2.13	Assisting for the Financial Stability of the Ceylon Petroleum Corporation	37
2.2.14	Infrastructure Development Programs Related to the Petroleum Sector	38
2.2.15	Future Plans	39

Chapter 03 - Overall Financial Performance for the Year ended 31st December 2023

3.1	Statement of Financial Performance	44
3.2	Statement of Financial Position	45
3.3	Statement of Cash Flows	46
3.4	Performance of the Revenue Collection	47
3.5	Performance of the Utilization of Allocations	47
3.6	In Terms of F.R. 208 Grant of Allocations for Expenditure	47
3.7	Performance of the Reporting of Non-Financial Assets	48
3.8	Auditor General's Report	48

Chapter 04 - Performance Indicators

4.1	Performance Indicators of the Ministry	51
-----	--	----

Chapter 05 - Performance of Achieving Sustainable Development Goals (SDG)

5.1	Sustainable Development Goals (SDGs) of the Power Sector	55
5.2	Identified Sustainable Development Targets	55
5.3	Achievements and Challenges of the Sustainable Development Goals	56

Chapter 06 - Human Resource Profile

6.1	Cadre Management	59
6.2	Impact of the Shortage or Excess in Human Resource on Performance of the Ministry	59
6.3	Human Resource Development	60

Chapter 07 - Compliance Report

		65
--	--	----

LIST OF TABLES

Table 2.1.1	Number of consumers based on sectors	19
Table 2.1.2	Electricity Generation- 2023	20
Table 2.1.3	Installed electricity capacity based on source of generation	21
Table 2.1.4	Hydro Power Generation Expansion Projects	22
Table 2.1.5	Thermal Power Generation Project	22
Table 2.1.6	Improvement of Access to Non- Conventional Renewable Energy (NCRE)	23
Table 2.1.7	Standardized Power Purchase Agreements signed on Renewable Energy Projects	24
Table 2.1.8	Development of transmission lines and grid substations	24
Table 2.1.9	Distribution Infrastructure Development	25
Table 2.1.10	The Progress of Rooftop Solar Connections	26
Table 2.1.11	Funds allocated by the Budget Estimate 2024	28
Table 2.1.12	Capacities to be added to the power system from 2024 to 2026 as per the Long Term Generation Expansion Plan (2023-2042)	29
Table 2.2.1	Summary of Imported Cargoes – 2023	30
Table 2.2.2	Imports of Crude Oil (2018 – 2023)	31
Table 2.2.3	Domestically Refined Petroleum Products (2018 – 2023)	31
Table 2.2.4	Details of Imported Refined Products and Refinery Production- 2023	32
Table 2.2.5	Details of the Refined Petroleum Product Imports (2021 – 2023)	32
Table 2.2.6	Sale of Petroleum Products (2021- 2023)	33
Table 2.2.7	Details of Ceylon Petroleum Corporation Dollar debt due as at 31.12.2022	37

LIST OF FIGURES

Figure	-	2.1.1 Electricity Generation-2023	20
		2.2.1 The Behavior of the Petroleum Product Sales Price as per the Fuel Price Formula	36

CHAPTER 01

Institutional Profile/Summary of Implementation

CHAPTER 01

Institutional Profile/Summary of Implementation

1.1 Introduction

The Ministry of Power and Energy was established by Extraordinary Gazette No. 2289/43, dated July 22, 2022 with the main objectives of compiling, implementing, following up and evaluating policies, programs and projects related to power and energy sectors while ensuring the energy security of the country, as well as providing services under the scope of the Ministry in an efficient and public-friendly manner.

The Ministry of Power and Energy comprises two sections: the power section and the energy section, under which, eight (8) entities, namely the Ceylon Electricity Board, Lanka Electricity Company (Pvt)Ltd., Sri Lanka Sustainable Energy Authority, Sri Lanka Atomic Energy Board, Sri Lanka Atomic Energy Regulatory Council, L.T.L. Holdings (Pvt) Ltd, Lanka Coal Company (Pvt) Ltd. and Sri Lanka Energies (Pvt) Ltd., are supervised by the power section and four (4) entities namely, Ceylon Petroleum Corporation, Ceylon Petroleum Storage Terminals Ltd., Petroleum Development Authority of Sri Lanka., and Trinco Petroleum Terminal (Pvt)Ltd. are supervised by the energy section.

During 2022 and 2023, the power and energy sectors faced the most difficult time period ever recorded in the history since the Sri Lanka gained independence. The petroleum shortage and the power outages that prevailed in 2022 had an adverse impact on economic activities, causing public unrest and political disturbances in the country. Since the energy crisis was further exacerbated by the country's weak economic performance, creating the necessity to implement well-coordinated policies and measures in order to control the situation. Accordingly, appropriate measures were initiated to limit the energy supply to some extent; however, managing and supplying of the energy was required by the most vulnerable sectors such as agriculture, industries and transportation, as well as public communities had been an extremely challenging task.

Even though Ceylon Petroleum Corporation and Ceylon Electricity Board carried out their strategically important key functions, they also have several issues such as operational inefficiencies, weak management, lack of accountability, poor adaptability with the market, and overstaffing. There was a necessity to rescue the financially struggling Ceylon Petroleum Corporation as well as the Ceylon Electricity Board and turn them into profitable organizations and also to expedite the introduction of structural reforms, that have not been implemented for a long time, to avoid the pressure these entities had on the government budget and excessive dependence on commercial banks. Although the reforming actions had a short-term impact on a large number of people, there were good results evident in 2023, which ensured energy security in the country.

The supply of electricity has become more at stake due to facts such as the depletion of large hydro power sources and its high sensitivity to climate change, even though it is the most cost-effective source of electricity generation, and also due to electricity generation being highly exposed to the fluctuations in global energy prices, as there is a high dependence on imported thermal power sources like coal and petroleum products. To enhance the share of Non-Conventional Renewable Energy Sources in achieving sustainability in the electricity supply, there is a necessity to establish an investment oriented environment that will draw in investments from private and foreign financial sources for clean energy sources like wind and solar, which are abundant in Sri Lanka.

The Government of Sri Lanka has already declared the policy of achieving 70% of electricity generation from renewable energy sources by 2030 and achieving carbon neutrality by 2050. Under the "Nationally Determined Contributions" (NDCs) submitted to the Office of the United Nations Framework Convention

on Climate Change, Sri Lanka has committed to minimize carbon emissions by 5% unconditionally and 20% conditionally by 2030. In addition, the Ministry is vested with the responsibility of accomplishing the Sustainable Development Goal of ensuring access to affordable, reliable, sustainable and modern energy for all (SDG-7).

In an attempt to reduce the effects of climate change, collective efforts have been made to promote “Renewable Energy” and to implement “Energy Efficiency Measures” that are essential for the transition from fossil fuel-based energy into Green Energy which ensures carbon neutrality. Thus, plans have been made to generate electricity by targeting renewable energy sources such as solar power, wind power and other low - cost energy sources and steps have been taken to bring in private investors. Under this policy framework, power plants (including Solar Rooftop) with a total installed capacity of approximately 5,192 MW have supplied approximately 16,500GWh of annual electricity demand of over 7,500,000 electricity consumers by the end of 2023.

As it is decided to close down the coal power plant (Norochcholai) by 2048, alternatives power generation sources are needed to maintain the basic stability of the generation plan. For this reason, attempts are being made to convert thermal oil plants into liquefied natural gas plants and introduce new combine cycle LNG plants. Further, nuclear energy is proposed as an alternative and the approval of the Cabinet of Ministers has obtain to develop nuclear energy sources in the country. The relevant rules and regulations are drafted while the Agency of International Atomic Energy Agency Collaboratively engages in this. Further, the green hydrogen roadmap and the off-shore wind power production roadmap have been prepared for studying the new global trends like green nitrogen production.

Also, as per the policy decision taken by the government to widen the petroleum distribution opportunities were given to other competitive parties to access the market and the licenses were given to four (04) more competitive entities including Ceylon Petroleum Corporation to import and distribute petroleum products in the country. According to the price formula which portrays the petroleum production cost, the fuel price was determined monthly in 2023 and all the competitive entities worked as per the declared maximum fuel price. Further, the regulations needed for a long time to regulate the downstream and upstream petroleum industry were compiled in 2023 while initiating the fundamental activities to appoint a permanent regulator to regulate the downstream petroleum industry.

A new Electricity Bill has been made with the Cabinet Sub-Committee which has been appointed to provide recommendations for institutional reforms of the power sector. After consulting the public opinions, it will be submitted to the parliament in future. Moreover, a cost-reflective tariff methodology for the electricity bill was introduced and the electricity tariffs will be revised once in every six months.

At a time when the entire world has been challenged by the energy crisis, the Ministry of Power and Energy directly faced it and continuously engaged in the process of providing electricity and other energy needs to the Sri Lankan people and thus, this report presents the achievements and progress achieved by this Ministry in the year 2023.

1.2 Vision, Mission and Objectives of the Ministry

Vision

“To Make Sri Lanka the Energy Hub of South Asia”

Mission

Power Section

“Provide Quality, Reliable, Sustainable and Affordable Electricity for Economic Prosperity of the Nation”

Energy Section

“Enhancing Access to Low Cost Energy to Meet National Needs by Management of Fuel Importation and Integration of Domestic New Energy Sources into the Energy Mix, and Ensuring an Environmental Friendly Sustainable Energy Supply by Regulation of Energy Related Policy Enforcement in Complying with Relevant Laws and Regulations”

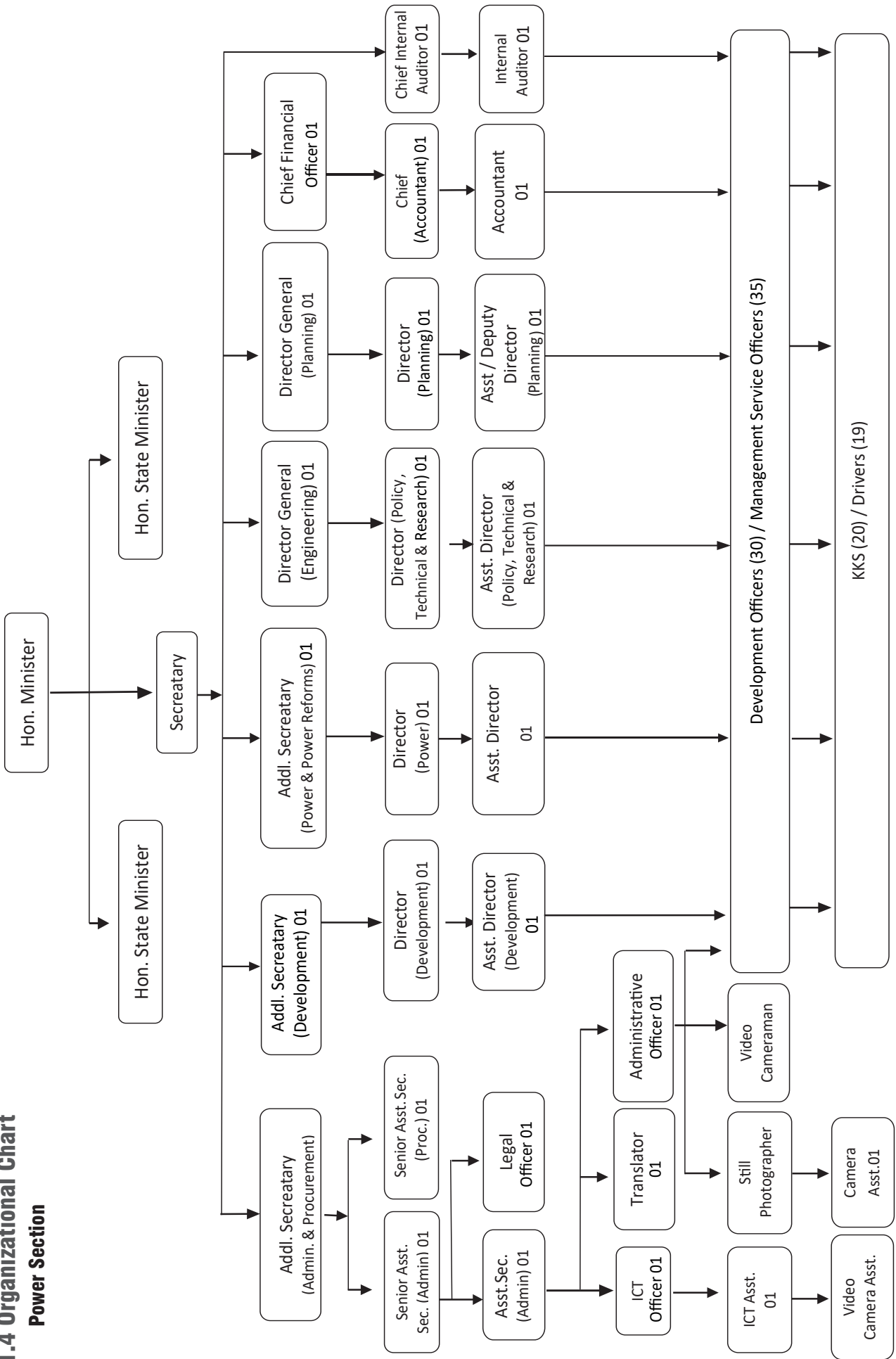
Objectives

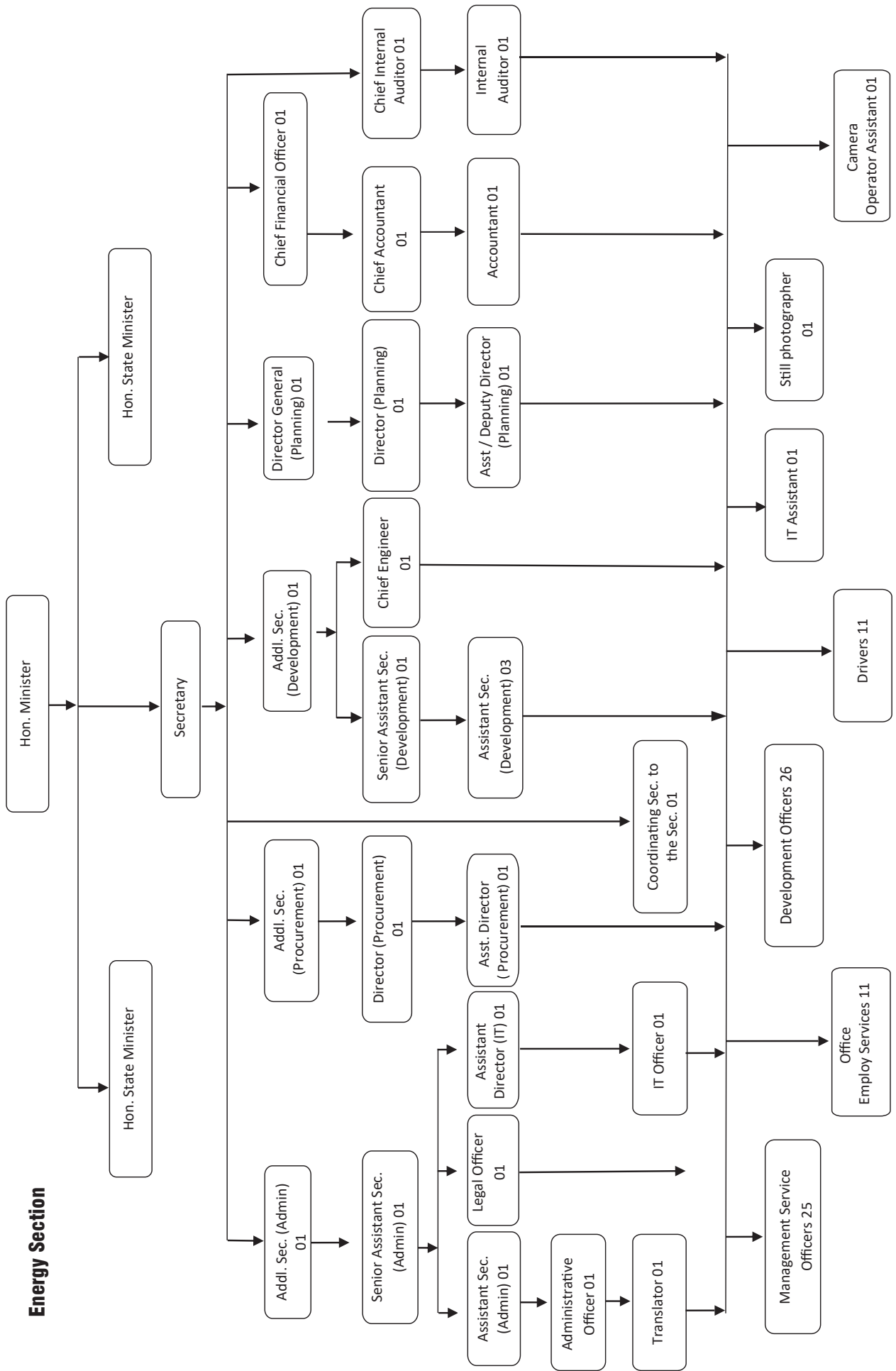
- Supplying 70% of the electricity generation by Renewable Energy by 2030.
- Increasing Power Generation Capacity of the Country upto 7,629 MW by 2025 with the maximum feasible development of Renewable Energy.
- Improving Transmission Network;
 - » Up to 1300 km in the 220 kV network by 2025
 - » Up to 3000 km in the 132 kV network by 2025
- Enhancing the Distribution Network to provide quality service and maintain overall domestic electrification level.
- Reducing the Technical and Commercial Losses of the System from 9% to 8% by 2025.
- Encouraging the local manufacturing of electrical appliances.
- Converting the Power System of the country to a Smart Grid
- Ensuring the quality and reliability throughout the Fuel Supply Chain.
- Promoting efficient and effective use of petroleum products
- Ensuring more efficient, effective and safe storage and distribution of fuel throughout the country.
- Be a partner in the Energy Self-sufficiency of Sri Lanka by optimizing the production of domestic Oil and Natural Gas by 2030.
- Implement the use of standardized modern electric appliances and Green Building concepts to promote efficiency in electricity consumption.
- Be a leading contributor in making Sri Lanka a Carbon Neutral Country by 2050.

1.3 Key Functions of the Ministry

- Formulation, implementation, monitoring and evaluation of policies, programmes and projects, in relation to the subjects of power and energy, and those subjects that come under the purview of Departments, Statutory Institutions and Public Corporations under the Ministry based on the national policies implemented by the government.
- Provision of public services under the purview of the Ministry in an efficient and people friendly manner.
- Reforming all systems and procedures using modern management techniques and technology, thus ensuring that the functions of the Ministry are fulfilled while eliminating corruption and waste.
- Exploration, planning, development and supervision of activities relating to generation of renewable electricity and other energies from sources such as solar, hydro, wind, natural gases and waste.
- Meeting the electricity needs of Sri Lanka and safeguarding energy security.
- Management of demand to ensure energy efficiency.
- Implementing of Long Term Generation Expansion Plan.
- Making the power transmission and distribution processes efficient.
- Creation of a Smart Grid to ensure efficient use of generated electricity.
- Reduction of costs in generating electricity and removal of uncertainties during generation.
- Controlling Greenhouse Gas emissions
- Rural electrification.
- Coordination and implementation of import, refining, storage, distribution and marketing of petroleum-based products and natural gas.
- Petroleum production and refining
- Exploration of petroleum and natural gases and related activities.
- Matters relating to production of gas and by-products from petroleum production sources, stocks maintenance and products distribution.
- Development of infrastructure facilities in relation to the supply and distribution of fuel.
- Formulation of an appropriate energy policy for the control, regulation and utilization of energy resources.
- Encouraging the use of solar power systems and solar battery systems to ensure the availability of low-cost energy for households, office and factories.
- Encouraging the private sector and entrepreneurs to undertake renewable energy projects.
- Increasing energy generation using industrial and organic waste.
- Matters relating to all the other subjects assigned under the scope of the Ministry.
- Supervision of the Institutions coming under the scope of the Ministry.

1.4 Organizational Chart Power Section





Energy Section

1.5 Main Divisions of the Ministry and Functions

Establishment and Administration Division

- All the administrative activities related to the Ministry.
- Proper maintenance of personal files of the Ministry staff.
- Management of Human Resource in the Ministry and provide Welfare Facilities.
- Prepare answers to Parliamentary Questions and arrange facilities for Parliamentary Consultative Committee Meetings of the power and energy sectors.
- Provide administrative guidance to all the statutory bodies that come under the purview of the Ministry.

Petroleum Development Division

- Formulations and implementation of development policy decisions relating to upstream, midstream and downstream petroleum Industries.
- Coordination of all development activities pertaining to oil and natural gas exploration and production.
- Coordination and monitoring of development and regulatory activities pertaining to the petroleum sector.
- Coordination with the Ministry of Finance and other relevant Government Agencies, in connection with petroleum products pricing, fuel subsidies, distribution, sales, and marketing issues.
- Issuance/renewal of licenses for the potential parties to engage in lubricant & greases, bitumen and bunkering businesses in Sri Lanka/renewal of issued licences and granting permissions to private parties to import any other special petroleum products.

Renewable Energy Development Division

- Formulate policies related to Renewable Energy, Atomic Energy and Radiation sectors.
- Determine the tariffs for integrating Renewable Energy generation into the national grid.
- Coordinate Project financing and contributions
- Facilitate Renewable Energy development.
- Coordinate with relevant parties and external institutions related to Renewable Energy, Atomic Energy and Radiation sectors.
- Recommend Customs Clearances and Tax Relief Requests when importing goods, equipments and raw materials for Renewable Energy projects.
- Provide recommendations for issuance/extension of required entry visa/residence visa to foreign consultants/staff who are visiting the country for Renewable Energy projects.
- Coordination of declaring areas/land acquisition for Renewable Energy development.

Generation, Transmission and Distribution Division

- Implementation of large and medium-scale power generation projects and all the matters relevant to power generation, transmission and distribution.
- Introduction of Liquefied Natural Gas (LNG) to Sri Lanka's Power Sector as an environmental friendly fuel.
- Activities related to approving, implementing and acquiring of lands for Thermal Power Plant projects and Renewable Power Plant projects.
- Coordination with the Department of External Resources and other partner agencies concerning the aforementioned projects.

Policy, Technical and Research Division

- Preparation, implementation and coordination of the National Energy Policy and Strategies.
- Act in collaboration with the Public Utilities Commission of Sri Lanka (PUCSL) in amending the provisions of the Sri Lanka Electricity Act and enforcing the regulations, issuing policy guidelines, drafting electricity tariffs and issuing licenses etc.
- All the technical activities related to the electricity generation, transmission, development and energy conservation and demand side management and matters related to the prevention of Power failures, lapses of transmission and distributions.
- Monitoring the productions and operations of the power plants.
- Coordination of the projects implemented by the Sri Lanka Atomic Energy Regulatory Council and the Sri Lanka Atomic Energy Board.
- Facilitation to research and development activities in Power sector.
- Activities related to the World Energy Council'
- Coordination, obtaining necessary approvals and implementation of all Memorandums of Understanding and Cooperate Agreements comes under the scope of the Ministry.

Planning Division

- Preparation of Action Plans, Annual Performance Report and Progress Report of the Ministry.
- Preparation and reviewing of project proposals and obtaining necessary approvals for implementation.
- Preparation of Annual Budget for development projects and preparation of Ministry Capital Budget.
- Monitoring and reviewing the progress of Development projects and preparation of Progress Reports.
- Implementation of Nationally Determined Contributions of the Power Sector and supervision and reviewing the progress of the activities on Sustainable Development Goals.
- Preparation of various reports and plans requested by the Presidential Secretariat, Prime Minister's Office, line Ministries, and the Treasury Departments.

Procurement Division

- Coordinate to appoint officers for various procurement committees, carrying out the activities pertaining to the Special Standing Cabinet Appointed Procurement Committees (SSCAPC) and obtaining approvals of the Cabinet of Ministers for the procurements of the institutions coming under the purview of the Ministry.
- Coordinating overall procurement matters with the Ministry of Finance.
- Supervision, monitoring and when in need, providing consultation for the procurements carried out by the institutions under the Ministry.

Finance Division

- Manage all expenditures by the parliament-approved budget allocations of the Ministry for the respective year.
- Take actions to prepare and make payment of the salaries of the staff of the Minister and the Ministry and attend other activities related to the salary payments.
- Make orders and supply necessary inventory items, stationeries and office equipment necessary for the staff of the Minister and the Ministry as per their requirements.
- Proper operation and maintenance of the official Bank Account of the Ministry.
- Prepare budget estimates for the next financial year, by considering the necessary allocations required for the expenditure of the Ministry.

- Prepare and maintain vote ledger classifying the object for the money receipts by the Ministry as government revenue and the expenditures incurred in the Ministerial functions.
- Prepare monthly accounts on daily income received and expenditures incurred by the Ministry and submit the details of those accounts to the Treasury.
- Preparation of Appropriation Account representing all the transactions of the Ministry annually and submitting the same to the Auditor General.

Internal Audit Division

- Preparation and execution of the Audit Plan of the Ministry as per the instruction of the Management Audit Department.
- Carrying out special inquiries and investigations as per the instruction of the Secretary to the Ministry.
- Coordinating the activities of the internal audit divisions of the institutions under the purview of the ministry.
- Conducting Audit and Management Committee Meetings.

1.6 Institutions under the Purview of the Ministry

Ceylon Electricity Board

Ceylon Electricity Board was Established by Act No.17 of 1969. It is empowered to generate electricity, transmit it and distribute to all categories of consumers. Further, it has been vested with the power to collect revenue as per the tariff approved by the Public Utilities Commission of Sri Lanka (PUCSL).

Lanka Electricity Company (Private) Limited

Lanka Electricity Company (Private) Limited has been established to distribute electricity in the authorized areas spanning in Coastline from the Western Province to the Southern Province. LECO is a subsidiary of CEB with shareholding of 54.84%, and with minority shareholding of the Treasury 43.56%, Urban Development Authority 0.79% and Local Authorities 0.81%.

Sri Lanka Sustainable Energy Authority

The Sri Lanka Sustainable Energy Authority was established on 01st October 2007 as per the provisions of Sri Lanka Sustainable Energy Authority Act No.35 of 2007, with the expectation of identifying Renewable Energy sources that are necessary to fulfill energy needs in an effective, efficient and environmental friendly manner while providing a broad contribution to establish, promote and enhance the efficiency of Sustainable Energy sector.

Sri Lanka Atomic Energy Regulatory Council

Sri Lanka Atomic Energy Regulatory Council was established on the 1st of January 2015 under the Sri Lanka Atomic Energy Act No. 40 of 2014, and it carries out the regulation of nuclear and radiological technical services.

Sri Lanka Atomic Energy Board

Sri Lanka Atomic Board (SLAEB) is the Government's premier Nuclear Science and Technology Organization which is operated under the Ministry of Power and Energy. The mandate of the SLAEB flows from the powers vested by the Atomic Energy Act No. 40 of 2014- for the promotion and encouragement of the use of Nuclear Science and Technology for national development purposes.

Lanka Coal Company (Private) Limited

Lanka Coal Company (Private) Limited is a sole subsidiary of CEB with a shareholding of 60%, with 20% minority shareholding by the Treasury, 10% by Ceylon Shipping Corporation and 10% by Sri Lanka Ports Authority. The company imports Coal for the Norochcholai Coal Power Plant.

Sri Lanka Energies (Private) Limited

Sri Lanka Energies (Private) Limited was established in 2012 as a sole subsidiary of the Ceylon Electricity Board with the aim of constructing, operating and maintaining Renewable Energy projects in Sri Lanka’s energy sector.

LTL Holdings (Private) Limited

LTL Holdings (Private) Limited is a subsidiary of CEB with a shareholding of 63%, with a minority shareholding of its employees (37%), and implementing power generation projects both locally and internationally, as well as manufacturing electrical transformers, are its primary businesses.

Ceylon Petroleum Corporation

The Ceylon Petroleum Corporation was established under the Ceylon Petroleum Corporation Act No. 28 of 1961 and it is responsible for importation, refining and selling of Petroleum.

Ceylon Petroleum Storage Terminals Limited

The Ceylon Petroleum Storage Terminals Limited is a company incorporated under the Companies Act No. 17 of 1982. The company was incorporated through shareholding of Ceylon Petroleum Corporation and Lanka Indian Oil Company. It carries out fuel distribution to filling stations and also maintains petroleum storage.

Petroleum Development Authority of Sri Lanka

The Petroleum Development Authority of Sri Lanka is Cooperated under Petroleum Resources Act No. 21 of 2021 and it is the authorized body for exploration and development of the resources associated with petroleum.

Trinco Petroleum Terminal Limited

The company has been Established under the Companies Act, No. 07 of 2007 and its main responsibility is the development activities of the petroleum storing in Tricomalee.

1.7 Challenges faced and the Actions taken by the Ministry of Power and Energy to overcome them

Power sector

<i>Challenges</i>	<i>Action taken</i>	<i>Outcomes</i>
<ul style="list-style-type: none"> Financial instability and losses of the Ceylon Electricity Board. 	<ul style="list-style-type: none"> Introduced the institutional reforms. Introduced the new Electricity Act. Establishment of Power Sector Reforms Secretariat. Revision of the Electricity Bill 	<ul style="list-style-type: none"> Confirmed market competition of the electricity sector. Established customer oriented service. Increased revenue
<ul style="list-style-type: none"> Failure to supply coal & fossil fuels for electricity generation on time. 	<ul style="list-style-type: none"> Provision of necessary funds through the banking system. Establishment of efficient procurement process. 	<ul style="list-style-type: none"> Uninterrupted power supply
<ul style="list-style-type: none"> Inability to meet expected hydro power generation targets. 	<ul style="list-style-type: none"> Encouraging Non-Conventional Renewable Power Generation Projects. Encouragement to increase the private sector investments. 	<ul style="list-style-type: none"> Increased share of renewable electricity power generation capacity in the electricity power generation mix.

<ul style="list-style-type: none"> Lack of allocations for the long-term generation, transmission and distribution efficiency improvement plans. 	<ul style="list-style-type: none"> Arrange foreign loan assistance and foreign direct investment. Actions taken to entering into the regional power market through cross border transmission interconnections. Studying alternative energy sources like nuclear power. 	<ul style="list-style-type: none"> Confirmed electricity supply to meet the future electricity demand
<ul style="list-style-type: none"> Unnecessary costs incurred by inefficient methods. 	<ul style="list-style-type: none"> Issuing of online and SMS based electricity bills.(e bills) Introduction of Smart Meters. 	<ul style="list-style-type: none"> Customer satisfaction and convenience. Reduction in expenditure

Energy Sector

<i>Challenge</i>	<i>Actions taken</i>	<i>Results</i>
<ul style="list-style-type: none"> Financial instability, increase in debt burden, and losses of Ceylon Petroleum Corporation Liquidity crisis faced by Ceylon Petroleum Corporation 	<ul style="list-style-type: none"> Introduction of a cost reflective pricing mechanism Timely revision of fuel prices as per fuel price formula Transfer Ceylon Petroleum Corporation loans designated in foreign exchange to the General Treasury 	<ul style="list-style-type: none"> Ceylon Petroleum Corporation became as a profitable entity by fuel sales Overcome the liquidity issue faced by the Ceylon Petroleum Corporation Ease of debt burden for Ceylon Petroleum Corporation through declining debt
<ul style="list-style-type: none"> Difficulty in providing foreign exchange for fuel imports and not being able to open letters of credit Failure to make timely payments to fuel suppliers 	<ul style="list-style-type: none"> Provision of foreign exchange facilities for the import of fuel through the Central Bank of Sri Lanka Obtaining funds under the Indian Line of Credit line for fuel imports Introduction of new payment methods for making payments to fuel suppliers 	<ul style="list-style-type: none"> Continuous streamlining of the fuel supply process Ships were able to berth as soon as they enter the port, and there were no demurrage charges. Reduce financial pressure on Ceylon Petroleum Corporation as payments have to be made according to the quantity of petroleum used. Adequate buffer stocks in local terminals
<ul style="list-style-type: none"> Facing a domestic fuel crisis due to running out of fuel stocks in the country and failure to meet domestic demand 	<ul style="list-style-type: none"> Ensuring a weekly fuel quota for every vehicle by introducing the National Fuel Pass Introduction of the Pre-Paid Tourist Fuel Pass for tourism industry Providing fuel for agriculture and fisheries through designated fuel stations Provide total fuel requirements for public transport buses through the National Fuel Pass 	<ul style="list-style-type: none"> Systematic distribution of limited fuel stocks of CPSTL Providing fuel for essential services without a shortage Able to control fuel demand side management
<ul style="list-style-type: none"> Reluctance of investors to invest in the petroleum sector 	<ul style="list-style-type: none"> Establish new business models capable of importing, distributing, and selling petroleum products Enact laws to enable investors to access the domestic market.. 	<ul style="list-style-type: none"> Entry of investors into the domestic market for the importation, distribution, and sale of petroleum products

1.8 Details of the Foreign Funded Projects

	Name of the Project	Activities	Lending Agency	Estimated cost (Rs. Mn.)	Project Period	Physical progress
01	Generation Projects					
1.1	Moragolla Hydro Power Project	Construction of 31 MW Moragolla Hydropower Project	ADB	19,288	2014 -2024	64%
1.2	120 MW Uma Oya Hydro Power Plant	120 MW Uma Oya Hydropower Plant	Iran & Local Funds	USD 530 Million	2010 - 2024	99%
02	Green Power Development and Energy Efficiency Improvement Investment Program- Tranche 02					
2.1	Hambantota 220 kV Development (P1)	Lot B - New Polpitiya - Hambantota 220 kV, 150 km transmission line	ADB	6,014.19	Dec. 2017 - 18 March 2023	100%
2.2	Lot B2 A: Padukka - Horana 132 kV, 25 km Transmission Line	Lot B2 A: Construction of Padukka - Horana 132 kV, 25 km transmission line	ADB	599.71	April 2020- 31 March 2024	51.15%
2.3	Package -03 Lot A1 Construction of Colombo B GSS Single In & Out Connection from Colombo C - Kolonnawa 132 kV 800 mm ² Cable Augmentation at Colombo C and Kolonnawa Grid Substations	Construction of Colombo B GSS Single In & Out Connection from Colombo C - Kolonnawa 132 kV 800 mm ² Cable Augmentation at Colombo C and Kolonnawa Grid Substations	AFD	1,260.80	October 2019 - October 2023	100%
2.4	Package - 03 Lot - A2- Kotugoda, Kolonnawa, Padukka, Horana, Dehiwala and Madampe GSS Augmentation project	Sub Lot - A1 Augmentation of Kotugoda Grid Substation Augmentation of Kolonnawa Stanley Grid Substation Augmentation of Padukka Switching Station Augmentation of Horana Grid Substation Dehiwala Grid Substation Sub Lot - 2 Augmentation of Dehiwala Grid Substation and Augmentation of Madampe Grid Substation	ADB	2,308.42	October 2018 - January 2023	100%
2.5	Ambalangoda and Pannala GSS Augmentation project	Package 8/Lot B: Augmentation of Ambalangoda 132/33 Kv GSS Project Augmentation of Pannala 132/33 kV GSS and supply of 2 spare Transformers of 132/33 kV 31.5 MVA	ADB	1,739.59	2022-2024	100%
2.6	Construction of 220 kV Switching Station at Kerawalapitiya	Engeneering, procurement, Civil Works & Electrical installation works	ADB	2,918.7	2020-2024 February	88%
2.7	Package 7: Supporting Electricity Supply Reliability Improvement Project	Lot A1: Installation of 100 MVAR BSC at Pannipitiya Grid Substation	ADB	1103.50	2019-2023 September	78.1%
		Lot A2: Installation of +100/-50 Static Var System (SVS) at Biyagama Grid Substation		1,687.02	2020-2024	98.6%
2.8		Primary Substations: Construction of 01 new PSS and Augmentation of 02 existing PSS 33Kv Gentries : Construction of new kV Gentries	ADB	4,939	2017-2024	92%

	Name of the Project	Activities	Lending Agency	Estimated cost (Rs. Mn.)	Project Period	Physical progress
	33 Kv Distribution Tower Lines and Gantry (GPDEEIP) –II)	33 Kv Lynx D/C , 4Cct Tower Lines : Construction of 05 new 33 kV tower Lines				
03	Supporting Electricity Supply Reliability Improvement Project 04 and 05					
3.1	Supporting Electricity Supply Reliability Improvement Project Package 4:	Construction of 300 km long 33 kV tower lines and 13 no. of 33 kV switching gantries	ADB + GOSL + CEB	6,781.59	2019 – 2024 March	55.15%
04	Habarana-Veyangoda 220kV Transmission Line					
4.1	Habarana-Veyangoda 220 kV Transmission Line	Lot A: Construction of New Habarana 220/132/33 kV Switching Station	JICA	6,958	2018 September - 2023 August	99.8%
		Lot B: Construction of 220 kV double circuit three phase transmission line of twin low loss conductors (2 x LL-TACSR) New Habarana Substation to Veyangoda Substation 146 km of route length		17,770		99.9%
05	National Transmission and Distribution Network Development and Efficiency Improvement Project					
5.1	Package 1 – Transmission Lines	Package 1 – Transmission Lines. (Construction of 400 kV, 220 kV, and 132 kV Transmission Lines)	JICA	37,284	2018-2023	70.50%
	Package 2 – Grid Substations	Package 2 – Grid Substations				60.34%
	Package 3 – Transmission Lines	Package 3-Transmission Lines- Construction of 220/132 Kv Transmission Lines from New Polpitiya to Kothmale SWS (24km) 220 kV, and 132 kV Transmission Lines				58.74%
	Package 4 – Distribution Lines	Package 4 – Distribution Lines. - Construction of 11 kV Underground System in Dehiwala, Mt. Lavinia and Battaramulla				41.60%

CHAPTER 02
Progress and Future Outlook

CHAPTER 02

Progress and Future Outlook

2.1 Performance of the Power Sector in the year 2023

2.1.1 Electricity Demand and Consumer Growth

By the end of 2023, the total number of electricity consumers was recorded as 7,596,894, with 7,000,635 belonging to the Ceylon Electricity Board and 596,259 belonging to the Lanka Electricity Company Private Limited.

The table given below shows the number of customers based on sectors.

Table 2.1.1
No. of consumer based on sectors

	Sector	No. of consumer
1	Domestic	6,509,953
2	Religious places	46,207
3	Industries	72,892
4	General Purposes	948,370
5	Hotels	657
6	Government Institutions	9,727
7	Agricultura Purposes	3,296
8	Street Lighting	5,792
	Total	7,596,894

Source - Annual reports 2023 of CEB, LECO

The maximum night time usage was observed on the date 29-03-2023 at a time when the electricity demand was reported as 2,414.8 MW, marking a decrease of 293 MW when compared with the last year. The maximum daytime demand was recorded as 2,166 MW with a decrease of 192 MW from the value it indicated last year and on 22-08-2023, the peak electricity demand has been recorded. Reporting an electricity demand of 928.4 MW, the lowest demand of the system was recorded on 30-09-2023, which reflected a 95.5 MW increase compared to the previous year.

The average cost per unit of electricity was Rs. 40.92 per kWh for the year 2023, compared to Rs.36.15 per kWh of value existed previous year, with Rs. 4.77 per kWh or 13% of increase in the cost. Furthermore, the total consumption of electricity was decreased by 2.5% from 15,942 GWh in 2022 to 15,588 GWh in 2023. In 2022, the average selling price was Rs. 21.24 per kWh, which grew in to Rs.42.86 kWh in 2023 following the tariffs revision effected. Accordingly, for the first time in recent past, CEB sold electricity at a higher price than the cost at the selling point.

2.1.2 Electricity Generation

The total annual electricity generation for 2023 was 15,588 GWh (Net), representing a 2.5% reduction from Previous year’s value of 15,942 GWh. 26% of total energy generation in 2023 was supplied by the Independent Power Producers, which accounted for the Previous year at 23%.

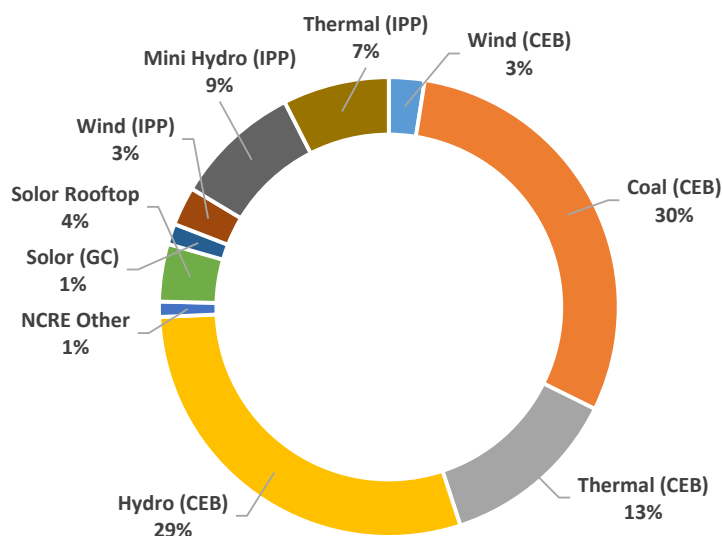
The table given below shows the percentages of contribution made by each source to the net electricity generation of 2023 which was 15,588 GWh in value.

Table 2.1.2
Electricity Generation-2023

	Source	Percentage
1	Hydro Power (CEB)	29.35%
2	Mini Hydro Power (IPP)	8.91%
3	Wind (CEB)	2.51%
4	Wind (IPP)	2.73%
5	Rooftop Solar Panels	4.05%
6	Ground Mounted Solar Panels	1.45%
7	Thermal (CEB)	12.65%
8	Thermal (IPP)	7.48%
9	Coal (CEB)	29.80%
10	Non-conventional Other RE	1.07%
	Total	100%

Source - Annual reports 2023 of CEB, LECO & SEA

Figure -2.1.1
Electricity Generation-2023



Source – Annual Report -2023- CEB

2.1.3 Installed Capacity of the National Grid

The total installed capacity was 5,192 MW, out of which 4,381 MW was added to the system by the Ceylon Electricity Board in the year 2023. Out of this, 1,413 MW was contributed by hydro- power plants, 801 MW by oil-powered thermal power plants, 900 MW by the coal-fired power plant and 104 MW from the Mannar wind power plant and those were operated by the CEB.

The national power system is composed of 60% of renewable energy sources and 40% fossil fuels. Coal makes up 43% out of the fossil fuel share, while petroleum supplies the remaining 57%. The main renewable energy source in the capacity mix was supplied by the major hydro-power plants which reads as 27% of the total installed capacity. Other renewable energy sources, which make up 33% of the total installed capacity mix, include wind, solar (both ground-mounted and rooftop), mini-hydro power, biomass, and municipal solid waste are also used in generation of electricity.

Table 2.1.3
Installed Electricity Capacity based on source of generation

	Energy Source		Installed Capacity (MW)	No. Power Plants
1	Thermal	Petroleum oil (CEB)	801	10
2		Petroleum oil (IPP)	387	3
3		Coal	900	1
4	Renewable Energy	Major Hydro Power	1,413	18
5		Mini Hydro Power	419	212
6		Wind	267	20
7		Ground Mounted Solar Panels	139	86
8		Rooftop Solar Panels	812	-
9		Other	54	14
		Total	5,192	364

Source - Detailed Electricity Generation Statistics CEB- 2023

2.1.4 Hydro Power Generation Expansion Projects

Capacity and reliability enhancement projects were carried out at Kotmale, Ukuwela, Thambapawani Wind, Victoria, Randenigala and Lakvijaya Power Stations to improve their operating conditions, efficiency, capacities, output, and operational lifespan.

Hydro power generation expansion projects include the Broadlands, Moragolla and Uma Oya Hydro Power Projects are continued in the year 2023. The 35 MW Broadlands Hydro Power Plant is now in operation and 203 GWh of energy has been generated end of December 2023. The status of the other two hydro power development projects as of the end of December 2023 is given below.

Table 2.1.4
Hydro Power Generation Expansion Projects

No.	Hydro Power Project	Capacity (MW)	Progress
1	Moragolla Hydro Power Project	30.5	Physical Progress - 64% Expected to be completed by December 2024.
2	Uma Oya Hydro Power Project	120	Physical Progress - 99% Construction Work is expected to complete by the first quarter of 2024.

Source - Annual Report-2023 - CEB

2.1.5 Thermal Power Generation Projects

The second combined cycle power plant at the Kelanithissa power plant was commissioned during the year, adding 157 MW of energy capacity to the power system.

The following thermal power generation projects are currently in progress:

Table 2.1.5
Thermal Power Generation Expansion Projects

	Project	Status
1	First 350 MW Natural Gas fired Combined Cycle Power Plant - Kerawalapitiya	<ul style="list-style-type: none"> • Power Purchase Agreement (PPA) signed on 2021-07-19. • Overall physical progress - 76% • Combined Cycle Operation - expected in December 2024.
2	Second 350 MW LNG Combined Cycle Power Plant- Kerawalapitiya	<ul style="list-style-type: none"> • Request for Proposal (RFP) closed on 2021-12-15. • Letter of Intent issued on 2023-12-12. • SCAPC and TEC appointed for Negotiations with Lakdhanavi

Source - Progress Report 2023-CEB

2.1.6 Improving Access to Non- Conventional Renewable Energy (NCRE)

The Ministry has prioritized the promotion of Non-Conventional Renewable Energy resources enhancement works.

The progress of the NCRE developments which are ongoing is given below.

Table 2.1.6
Improvement of Access to Non- Conventional Renewable Energy (NCRE)

	Name of project	Expected Capacity	Physical Progress at 2023-12-31	Expected date of completion
1	1 MW x 35 Nos Solar Power Project	35 MW	• Commissioned - 1 MWx35 Plants	Completed
2	150 MW Solar Power Project in (1- 10) MW capacities	147 MW	• 2 MW plant commissioned. • 145 MW (22 projects) cancelled	2MW plant completed
3	Wind Power Project in (1-10) MW capacities	35 MW	• 15 MW plant (Mannar) commissioned • 10 MW plant (Trincomalee) – Cancelled • 2x 5 MW (Madampe) Performance bonds to be forfeited	2024
4	Syambalanduwa Solar Power Project	100 MW	• Contract awarded in August 2023 • Agreement signing scheduled before 31-01-2024	2025
5	250 MW Mannar phase II Wind Power Project	250 MW	Project proponent has submitted the proposal and CANC negotiating the financial proposal with them.	2026
6	1 MW x68 Nos Solar Power Project	68 MW	• 1 MW x 41 Plants -commissioned • 1 MW x 04 -Plants Under construction • 1 MWx05 Plants - Force Majeure claimed • 1 MWx18 Plants-Cancelled	2024
7	10 MW Polonnaruwa Solar Plant	10 MW	PPA signed and under construction	2024
8	30 MW Ground mounted/floating Solar PV Power Plants tender (1-5 MW)	5 MW	• Letters of award issued Nawalapitiya (3 MW), Beliatta (2 MW), LOI's signed	2025
9	30 MW Ground mounted/floating Solar PV Power Plants tender	25 MW	• Tender (1-5 MW) • Pending cabinet approval to award	2026
10	20 MW On-shore Wind Power Plants (2.5-10 MW)	20 MW	• Letters of award issued to 5 MWx04 projects, all LOI's signed	2026
11	40 MW Ground mounted / floating Solar PV Power Plants	40 MW	• Cabinet approval to award received, pending PUCSL approval to issue awards	2025
12	70 MW Ground mounted Solar PV Power Plants (1-5 MW)	51 MW	• Letters of award issued for 12 projects, LOI's of 9 projects signed	-
13	100 MW Oddamawadi Batticaloa Solar PV Power Project	100 MW	• Project proponent has submitted the proposal and CANC negotiating the financial proposal with them.	2026
14	234 MW Pooneryn Wind Power Project	234 MW	• Project proponent has submitted the proposal and CANC negotiating the financial proposal with them.	2026
15	50 MW Sampoor Solar PV Power Project	50 MW	• RFP has been issued to the project proponent and they are in the process of preparing the proposal'	2026
16	60 MW Solar PV Power Project in Hambantota	60 MW	• Discussion is ongoing regarding the preparation of the electrical connection arrangement for the power plant that will connect to the proposed Hambantota Solar Collector Substation.	2024/2025
17	54 MW Wind Power Project in Hambantota	54 MW	• Discussion is ongoing regarding the preparation of the electrical connection arrangement for the power plant that will connect to the proposed Hambantota Solar Collector Substation.	2024/2025
18	Project under FIT	672 MW	• 4 MW -Commissioned • 86.8 MW -SPPA signed • 189.3 MW -LOI issued • 401.7 MW -Pending SPPA & LOI	2024/2025

Source - Annual Report CEB 2023

Details of Standardized Power Purchase Agreements signed Renewable Energy Projects, which were commissioned and in operation as at 2023-12-31 are as given below:

Table 2.1.7
Standardized Power Purchase Agreements signed on Renewable Energy Projects

	Project Type	No. of Projects	Capacity (MW)
1	Mini Hydro Power	217	422.84
2	Wind Power	19	163.45
3	Biomass-Agri. & Industrial Waste Power	06	17.18
4	Biomass – Dendro Power	10	31.51
5	Solar Power	87	139.38
6	Municipal Solid Waste Power	01	10.00
	Total	340	784.36

Source - Annual Report 2023-CEB

2.1.7 Power Transmission Improvements

Throughout the year, 946 new distribution substations were integrated into the system. By the end of the year, the total route length of 220 kV and 132 kV overhead and underground transmission lines reached 3,403 km.

Ceylon Electricity Board successfully completed the construction of the Pettah grid substation during the year 2023. Consequently, the total grid substation capacity increased to 12,353 MVA, and the total number of grid substations in the country at the end of the year reached 90.

Work on transmission projects such as Greater Colombo Transmission and Loss Reduction Project, Green Power Development and Energy Efficiency Improvement Project, National Transmission & Distribution Network Development and Energy Efficiency Project and Transmission Construction Projects continued during the year 2023.

The Transmission Division through its System Control Centre dispatches the electricity supplied to the National Grid by all generation stations by utilizing the 220 kV and 132 kV transmission network.

Development of transmission lines and grid substations in past years are as given below

Table 2.1.8
Development of transmission lines and grid substations

	Description	Units	2021	2022	2023
1	220 kV Route Length	km	829	848	998
2	132 kV Route Length	km	2,394	2,405	2,405
3	Grid Substations	No.	84	89	90

Source - Annual Report 2023-CEB

2.1.8 Power Distribution Infrastructure Development

The distribution network consists of 33 kV, 11 kV and 400 kV lines. Distribution infrastructure developments in the past three years are as given below:

**Table 2.1.9
Distribution Infrastructure Development**

	Description	Units	2021	2022	2023
1	33 kV Distribution Lines	km	33,295	35,032	44,413
2	11 kV Distribution Lines	km	2,449	2,403	2,533
3	33/11 kV Primary Substations	No.	129	131	133
4	LV Distribution Lines	km	149,624	151,213	153,174
5	No. of LV Distribution Substations	No.	35,290	35,926	36,872

Source - Annual Report 2023-CEB

2.1.9 Climate Change Mitigation Activities and Nationally Determined Contributions (NDCs) of the Power Sector

In order to mitigate climate change, greenhouse gas emissions have to be reduced and accordingly, it has aimed for zero carbon emissions. Preparation of the Implementation and Monitoring Plan of NDCs related to the Power Sector was completed. Progress of the implementation of NDCs in the power sector was reported to the National Steering Committee. The Greenhouse Gas emission reduction against business as usual scenario has recorded 25%. The estimated Greenhouse Gas emission reduction (5% unconditionally and 20% conditionally) over the period of 2021-2030 is equivalent to 9,819,000 MT unconditionally and 39,274,000 MT conditionally (total emission reduction is 49,093,000 MT). In order to meet these targets, the Renewable Energy power generation needs to be increased.

2.1.10 Research and Development Activities

United States Agency for International Development (USAID) has committed to provide technical assistance amounting USD 4.23 million to CEB, USD 1.9 million to LECO and USD 3.6 million to SLSEA under their grant financing and the renowned name of the project is Sri Lanka Energy Programme. Under this, the technical assistance to conduct selected Research and Development activities is expected to be provided and the Steering Committee meeting of this project was held in 2023.

2.1.11 Institutional Reforms for Power Sector

A Cabinet Sub-Committee was appointed with the intention of carrying out institutional reforms for the power sector and the report of that committee has been already submitted. When preparing the report, the committee obtained the opinions of the Honorable Members of Parliament, the Ministers who were previously in charge of Ministry of Power, regulatory bodies and Public Utilities Commission, Ceylon Electricity Board and Lanka Electricity Company (Private) Limited and the management of utility companies, Sri Lanka Institute of Engineering and Trade Unions.

- As per the approval given by the Cabinet of Ministers, the Power Sector Reforms Secretariat (PSRS) which is made up of local and international experts to implement institutional reforms in the power sector, was established under the supervision of the Ministry of Power and Energy.

- Before being published in the Gazette, the proposed New Electricity Bill has already been referred to the Cabinet of Ministers for approval.

2.1.12 Electricity Tariff Revision -2023

The General Policy Guidelines on the Electricity Industry was issued by the Government of Sri Lanka through letter No. MOPE/SEC/COM/2023 of the Ministry of Power and Energy dated 12-01-2023, and accordingly, in order to create a setting devoid of scheduled power outages and operations relying on government subsidies, the electricity tariffs revisions should be held semi-annually, which is, on the first day of January and July of each year.

- Accordingly, on 05-01-2023, 15-05-2023 and 17-10-2023, the Ceylon Electricity Board submitted three proposals for electricity tariffs revision and the tariff revisions were approved by the Public Utilities Commission of Sri Lanka with effect from 15-02-2023, 01-07-2023 and 20-10-2023 respectively.
- The Ceylon Electricity Board, after a lapse of 10 years, has derived a cost-reflective tariff method for the tariff revision in first half of 2023, and it enabled uninterrupted electricity supply across the country throughout the day, providing ways for the economic revival of the country, and it also benefitted the industries, businesses, general public, investor community, prospective electricity consumers and also the Ceylon Electricity Board in many ways.

2.1.13 Operational Improvements Achieved with the Modern Technology

- **National Energy Forecasting model for solar PV**
A National Energy Forecasting model for solar PV systems, aimed at creating a reliable and accurate energy forecasting system, has been developed. Currently, the testing of the forecasting model for all ground-mounted solar PV systems in CEB is underway on the CEBAssist platform.
- **The Progress of Rooftop Solar Connections**
Sri Lanka Sustainable Energy Authority, Ceylon Electricity Board and Lanka Electricity Company Private Ltd have consistently pursued initiatives to encourage the establishment of small solar power plants on the rooftops of residences, religious sites, hotels, commercial establishments, and industries.

Table 2.1.10
The Progress of Rooftop Solar Connections

		Net Metering	Net Plus	Net Accounting	Total
1	No. of Solar Customers	10.719	3.041	26.067	39.827
2	Installed Capacity (MW)	101.21	301.55	249.72	652.48

Source - Annual Report 2023-CEB

- **Integration of Rooftop Solar PV Application Processing System into CEBAssist**
CEBAssist has recently incorporated a new module, the Rooftop Solar PV Application Processing System. This addition empowers Distribution Staff to efficiently handle various tasks such as Solar PV clearance requests, connection applications, internal workflows and field inspection tasks.

This module has been successfully developed and implemented across all areas, providing a standardized approach to processing rooftop solar PV applications. All RTSPV applications are managed through this module, enabling customers to access real-time updates on their application status.

- **Automated IT Service Desk**

The newly developed Automated IT Service Desk software has been launched to CEB internal customers to enhance the quality of services offered by the IT Branch.

In addition to the above operational developments highlighted in the Annual Report 2022, the following modules have been developed under CEBAassist solution.

- » NCRE Desk module to monitor real-time generation statistics for all NCRE plants. This module monitors generation statistics through energy meters installed in NCRE plants.
- » Daily generation statistics module to collect daily generation, reservoir, fuel status, and details online from major hydro and thermal generation plants
- » Attendance module to manage shift rosters, teams, leave, and attendance of shift staff in power plants and other units.
- » Expenditure tracking module to monitor invoices, pay slips, fund allocation, and cheques of individual paying units.
- » E-bill services via Email & SMS for all ordinary customers to reduce the reliance on printed bill insurance.
- » Smart Meter Head End System (HES) and connected 3500 ordinary customer meters to HES. This assists CEB in remotely reading meters and issuing e-bills.

2.1.14 International Collaborations

- A Memorandum of Understanding (MoU) has been signed between the CEB and the Japan Electric Power Information Center (JEPIC) on technology transfer with the two organizations after having the consent of the Department of Attorney General and received the approval from the Cabinet of Ministers to extend whenever necessary.
- Activities related to get the membership of the Energy Centre of South Asian Association of Regional Cooperation (SAARC) under the guidance of the Foreign Ministry.
- The activities have been carried out with the Bay of Bengal Initiative for Multi-Sectoral Technical and Economic Cooperation (BIMSTEC) under the guidance of the Foreign Ministry. Participated and activities carried out in the first meeting on Administration Board of the BIMSTEC and the second assembly of the Electricity Network Inter Connection
- Submitted the reviews on electricity distribution, selling and interchange and pricing on policy document of the BIMSTEC.
- South Asia Regional Energy Partnership (SAREP)
As a part of the SAREP program, two events held in Sri Lanka on "Cross Border Power Trade". Taking forward the activities of SAREP Task Force-1 (TF-1) on "Coordination of Policies, Legal and Regulatory Frameworks for Cross Border Electricity Trade", the 11th Meeting was held on 9th October 2023 followed by the three-day workshop. The key objective of TF-1 is harmonization of policy, legal and regulatory issues for fair allocation of costs and risks through conducive policies, legal and regulatory instruments, in order to create the enabling systemic conditions for a sustainable market for implementation and expansion of CBET projects. Representatives from Bangladesh, Nepal, Bhutan, India and Sri Lanka Participated in Task Force meeting and workshops.

2.1.15 Future Plans and Programmes for 2024

a) Project and programmes to be implemented in 2024

Table 2.1.11
Funds allocated by the Budget Estimate-2024

	Sub Project	Object	Item Description	2024 (Rs.Mn) Allocation			Total
				11/12 (Finance Code)	13 (Finance Code)	17 (Finance Code)	
1	032	2506	Accounting for the Foreign Disbursements of CEB Loan (ADB/JICA) (12)	30,000	-	-	30,000
2	034	2401	The Project for Capacity Development on the Power Sector Master Plan - staff Training Implementation Programme (JICA Grant) – Reform Office	-	20	2	22
3	035	2103	Battery Energy Storage System under Grant of Korean Government	-	2,900	339	3,239
4	036	2202	Providing Rooftop Solar Power Facility Installation for Government Building low – income Households, Religious places and RO Plants (GOSL/INDIA) (12) – SEA	-	500	100	600
5	037	2103	Construction of Hybrid Renewable Energy System in Small Islands – Delft,Analativu,Nainativu, Sri Lanka (India)	-	3,465	135	3,600
6	038	2401	Sri Lanka Energy Programme -USASID -AP	-	1,200	10	1,210
7	039	2103	Implementation of 1MW Floating Solar Projects at Chandrika Wewa & Kiri –Ibban Wewa (Korea Grant)	-	1,002	85	1,087
8	040	2103	Energy Efficiency Centralized Air Conditioning System (ADB) -SEA	-	96	26	122
9	041	2103	Apppliance Energy Labeling Programme Air Conditioning Testing Lab -SEA	-	206	12	218
10	042	2103	Expanding the Capacities & Capabilities of the SLAEB	-	20	05	25
11	043	2103	Donation fro IAEA	-	102	07	109
12	001	2201	Sri Lanka Sustainable Energy Authority - Public institution	50	-	-	50
13	002	2201	Sri Lanka Atomic Energy Board - Public institution	20	-	-	20
14	004	2201	Sri Lanka Atomic Energy Regulatory Council - Public institution	02	-	-	02
15	007	2507	Petroleum Sector Development Frame Work Research & Development - Training	0.5	-	-	0.5
				30,072.5	9,511	721	40,304.5

Source - Budget Estimate 2024

b) Expansion of Generation Capacity

The Long-Term Generation Expansion Plan 2023-2042 was submitted to the PUCSL for approval on 2022-09-14, and PUCSL approval was granted on 2023-02-10. Accordingly, the implementation of new generation projects have been progressing as envisaged in the CEB's Long-Term Generation Expansion Plan (2023-2042).

As per the CEB Long-Term Generation Expansion Plan (2023-2042), the following power plants are scheduled to be added to the power system from the year 2024 up to the year 2026.

Table 2.1.12
Capacities to be added to the power system from 2024 to 2026 as per the Long Term Generation Expansion Plan (2023-2042)

	Power Plant Technology	Capacity (MW)
01	Renewable (Major Hydro, Mini Hydro, Wind, Solar, Dendro & Biomass)	2,199
02	Standalone Battery Energy Storage	100
03	Grid Connected Fully Facilitated Solar (With Battery Energy Storage)	200
04	Natural Gas & Natural Gas Combined Cycle Power Plant	665
05	New Gas Turbines	130
	Total	3,294

Source - Performance Report 2023-CEB

2.2 Performance of the Energy Sector in the year 2023

Basic needs of people is increasing day by day and petroleum that is essential to fulfill those needs can be recognized as a prime factor. Therefore, the Energy section under the Ministry of Power and Energy has completed major tasks in 2023 by paying more attention to the policy programs and projects which are needed to enhance the efficiency and productivity of the petroleum industry.

2.2.1 Evolution of the Organizational Structure of the Petroleum Industry of Sri Lanka

The Ceylon Petroleum Corporation which was established by Act No. 28 of June 1961 started to handle all downstream activities such as importing, exporting, storing, refining, producing, blending, distributing, transporting, wholesaling and retailing of petroleum products and CPC became the sole agency of the petroleum industry in Sri Lanka. After mid 1990 the operation of the petroleum industry has undergone some structural changes like liberalization due to various policy decisions taken by the successive governments. As a result, the private sector was permitted enter the Sri Lanka's petroleum industry in various ways such as imports, distribution and selling of selected petroleum products.

The establishment of Ceylon Petroleum Storage Terminals Limited (CPSTL) in 2003 to handle the activities of storage and distribution of petroleum products is another significant change of liberalization. CPSTL was established under the Companies Act in order to introduce a Common User Facility for storing the petroleum products handled by both government and private sectors and currently functions as the entity which supplies common facilities to all the fuel supplying entities.

To explore and develop petroleum in Sri Lanka and to formalize them the provisions were provided by the Petroleum Resources Act No 26 of 2003 and a Petroleum Resources Development Committee was established to implement the provisions of the act. Later on, the prevailed Petroleum Resources Development Committee

was abolished by the Petroleum Resources Act No. 21 of 2021 and established the Petroleum Development Authority and all the regulatory functions of the upstream petroleum industry were vested to this authority. The government faced more difficulties in fulfilling the domestic demand for fuel amidst the scarcity of foreign exchange in 2022 and 2023 as unprecedented in the country. In this year, with the liquidity scarcity in the local foreign exchange market, the financial status of the Ceylon Petroleum Corporation was poor and therefore, the fuel procurement process was highly challenged and it results for a fuel crisis that led to social unrest in the country. Considering the necessity of imports of fuel to certify the continuation of economic activities, the petroleum market was further liberalized in 2023 by issuing the licenses to three competitive agents to import, sell and distribute petroleum products based on long-term agreements. At present, the process of importing and distributing fuel is carried out by five (05) competing entities.

2.2.2 Strategic Measures Taken to Ensure a Continuous Fuel Supply

Due to the difficulty of providing foreign exchange to import fuel amidst the economic crisis faced by the country, a scarcity of fuel was created within the country in 2023. In this situation, to match the limited amount of foreign exchange in the country, the following strategic measures were taken together with the Ceylon Petroleum Corporation to import fuel.

- CPC has introduced the procurement of petroleum product under the supply / storage modality mechanism. These mechanism allow for partial payment based on quantity drawn depending consumption in the country, subjected settle total amount within 30 days from the date of completion of discharging.
- Step have been taken to settle payments for petroleum products in the local currency (NRR/ ESCROW) through negotiation with reputable suppliers.
- Unsolicited proposals also considered by CPC for the procurement of petroleum products, including finish products and crude oil with the approval of Cabinet of Ministers.
- Lift the terms and conditions in the petroleum products procurement process of CPC with the approval of Cabinet of Ministers.
- Long-term contracts have been entered with suppliers for both refined products and crude oil. This step is taken to ensure energy security in the country and to the guarantee the uninterrupted availability of crude oil for the smooth operation of the oil refinery.

In order to fulfill the local petroleum demand, Ceylon Petroleum Corporation imported refined petroleum products and crude oil by utilizing the above strategic measures. In 2023, CPC imported 51 refined cargoes and 17 crude oil cargoes by individual tenders, term tenders and unsolicited proposals, and the details of the imported cargoes are shown by the Table 2.2.1.

Table 2.2.1
Summary of Imported Cargoes – 2023
Ceylon Petroleum Corporation

Type of Contract	Number of Imported Cargoes	
	Refined Products	Crude Oil
Individual Tenders	22	11
Term Tenders	24	6
Unsolicited proposals	5	-
Total	51	17

Source: Ceylon Petroleum Corporation

2.2.3 Import and Refining of Crude Oil

The oil refinery at Sapugaskanda was established in 1969 with a refining capacity of 38,000 barrels per day. Thereafter, refinery has undergone several modifications in a manner to increase the capacity up to 50,000 crude oil barrels per day. At present, the total production of the refinery contributes to about 1/3 of total requirement of petroleum products in the country per annum. Petrol, Auto Diesel, Super Diesel, Furnace Oil, Kerosene, LPG, Jet A-1, Bitumen, Chemical Naphtha and Solvent are the finished products that come from the refinery.

The Table 2.2.2 shows the details of crude oil imported during the period from 2018 to 2023 and Table 2.2.3 shows the quantity of petroleum products produced by the refinery during that time period.

Table 2.2.2
Imports of Crude Oil (2018 – 2023)
Ceylon Petroleum Corporation

Year	Quantity (MT)	Import value (Rs. Mn)
2018	1,763,000	160,933
2019	1,843,000	172,542
2020	1,666,000	98,277
2021	1,130,000	101,306
2022	743,000	180,019
2023	1,666,000	364,098

Source: Ceylon Petroleum Corporation

Compared to the previous years, it's observed that there's a reduction in the quantity of imported crude oil in 2022 this amount has reduced up to 743,000 MT by 34.2% relative to the year 2021. Then prevailed Covid-19 pandemic situation and economic crisis of the country affected the decrease the quantity of crude oil imports. However, in 2023 1,666,000 MT of crude oil was imported again and it can be indicated as an increment by 124% relative to the year 2022.

Table 2.2.3
Domestically Refined Petroleum Products (2018 – 2023)
Ceylon Petroleum Corporation

Product	Quantity (MT)					
	2018	2019	2020	2021	2022	2023
Petrol	165,425	185,915	164,416	124,092	38,666	171,186
Auto Diesel	567,577	624,462	537,645	370,594	128,165	505,675
Furnace oil	423,197	468,843	465,419	359,021	194,197	482,126
Kerosene	35,195	8,369	109,165	98,284	25,289	49,484
Naphtha	140,619	162,019	156,953	106,956	30,835	129,058
Bitumen	12,839	17,103	13,561	6,879	-	-
LPG	22,084	26,988	25,251	16,650	5,687	23,800
Jet A 1	237,270	258,986	157,279	130,572	57,346	233,652
SBP	1,596	1,660	897	3,037	2,690	1,524
Total	1,605,802	1,754,345	1,630,586	1,216,085	482,875	1,596,505

Source: Ceylon Petroleum Corporation

In 2023, the Ceylon Petroleum Corporation refined 1,596,505 MT of petroleum products by utilizing 1,677,033 MT of crude oil and this amount is 46% of the total refined petroleum products of the Ceylon Petroleum Corporation. Table 2.2.4 shows the imports of refined petroleum and the amount of domestically refined petroleum products.

Table 2.2.4
Details of Imported Refined Products and Refinery Production 2023
Ceylon Petroleum Corporation

Product	Refined Products Imported (MT)	Sapugaskanda Refinery Production (MT)	Total (MT)	% of Locally Refined Production
Auto Diesel	695,448.20	505,675	1,201,123.20	42%
Super Diesel	23,594.73	-	23,594.73	-
Petrol 92 Octane	793,879.37	171,186	965,065.37	17%
Petrol 95 Octane	28,367.83	-	28,367.83	-
Kerosene	-	49,484	49,484.00	100%
Jet A1	168,415.18	233,652	402,067.18	58%
Naphtha	16,218.51	129,058	145,276.51	88%
LPG	-	23,800	23,800.00	100%
SBP	-	1,524	1,524.00	100%
Fuel Oil 800 Super	-	379,015	379,015.00	100%
Fuel Oil 1500	-	103,111	103,111.00	100%
Fuel oil 180 CST(1.8%M.S.)	124,420.52	-	124,420.52	-
Total	1,850,344.34	1,596,505	3,446,849.34	46%

Source: Ceylon Petroleum Corporation

2.2.4 Import of Refined Petroleum Products

Import of refined petroleum products in Sri Lanka was mainly done by Ceylon Petroleum Corporation and Lanka Indian Oil Company up to 2022. Later on, due to liberalization of the petroleum market, 03 other competitive entities entered the country's market and M/S Sinopec Energy Lanka (Private) Limited started to import and supply petroleum products in 2023. The other two entities will import and supply fuel in 2024.

Table 2.2.5
Details of the Refined Petroleum Product Imports
(2021 – 2023)

Year	Product Quantity (MT.000)						
	2021		2022		2023		
	CPC	LIOC	CPC	LIOC	CPC	LIOC	Sinopec*
Auto Diesel	1,254	216	1,267	213	695	240	90
Super Diesel	68		128		24		4
Petrol – 92 Octane	893	164	888	171	794	213	91
Petrol – 95 Octane	103		46		28		5.6
Jet A-1	178	-	269	-	168	-	-
Low Sulphur Fuel Oil (180 CST)	245	-	124	-	124	-	-
High Sulphur Fuel Oil (180 CST)	31	-	-	-	-	-	-
Naphtha	-	-	-	-	16	-	-
Total	2,772	380	2,722	384	1,849	453	190.6

Source: Ceylon Petroleum Corporation, Lanka Indian Oil Company, Sinopec Energy Lanka (Private) Limited

Note * The details of the petroleum product sale of Sinopec Energy Lanka Private Limited are relevant to the time period from August 2023 to 31.12.2023.

2.2.5 Sale of Petroleum Products

Operation of all the national economic sectors transport, electricity supply, industry, fisheries etc rests on the energy supply and so it's essential to maintain a supply that fulfils the demand for the smooth functioning of these sectors. Accordingly, the sale of refined petroleum products from 2021 to 2023 by each fuel supplier is shown by the Table 2.2.6.

When considering the total fuel sale, the Ceylon Petroleum Corporation has done a maximum sale of 93% in 2021, 89% in 2022, 84% in 2023. However, it's obvious that the contribution of the annual fuel sale of the Ceylon Petroleum Corporation gradually decreases. Further the Sinopec access the fuel distribution market in 2023.

Table 2.2.6
Sale of Petroleum Products
2021 - 2023

Product	Total Sales (MT)						
	2021		2022		2023		
Entity	CPC	LIOC	CPC	LIOC	CPC	LIOC	Sinopec
Lanka Petrol – 92 Octane	1,102,551.7	148,239	964,844.219	166,907	982,939.25	220,123	84,003
Lanka Petrol – 95 Octane	102,809.5		55,697.245		29,042.01		2,429
Lanka Auto Diesel	1,706,041.8	177,737	1,475,577.154	223,504	1,257,303.75	242,996	87,923
Lanka Super Diesel	65,721.5		724,74.383		29,809.39		2,820
Lanka Kerosene	185,312.6	-	98,367.966	-	82,724.80	-	-
Lanka Industrial Kerosene	2,903.3	-	5,647.035	-	1,828.13	-	-
Lanka Chemical Naphtha	333,459.2	-	32,262.861	-	120,093.96	-	-
Lanka Fuel Oil 800	99,321.8	-	-	-	12.51	-	-
Lanka Fuel Oil 1500 (High Sulphur)	340,198.0	-	198,891.936	-	168,800.54	-	-
Lanka Fuel Oil 1500 (Low Sulphur)	407,868.4	-	103,379.876	-	237,192.23	-	-
Lanka Fuel Oil - Super	203,994.2	-	54,978.319	-	117,198.22	-	-
Jet A-1	223,666.3	-	245,796.923	-	377,456.72	-	-
Lanka Solvent (SBP)	2,486.5	-	2,701.635	-	1,362.94	-	-
LPG	16,707.115	-	5,556.054	-	23,877.74	-	-
Lanka AV Gas	109.531	-	83.871	-	120.67	-	-
Total	4,793,151.45	325,976	3,243,785.09	390,411	3,429,762.86	463,119	177,175

Source: Ceylon Petroleum Corporation, Lanka Indian Oil Company, Sinopec Energy Lanka (Private) Limited

Note - The details of the petroleum product sale of Sinopec Energy Lanka Private Limited are relevant to the time period August 2023 to 31.12.2023.

2.2.6 Issuing License to Competitive Entities for Import, Sale and Distribution of Petroleum Products Based on Long-term Agreements

In the foreign exchange crisis faced by the country at the beginning of 2022, the Ceylon Petroleum Corporation (CPC) and the Lanka Indian Oil Company (LIOC) had to face the difficulty of procuring the foreign exchange required for fuel import and these two agents failed to ensure a continuous fuel supply to the market. As a result of this, a fuel crisis was created in the country and it made a huge impact to the national economy. As a solution to this, without utilizing the local foreign exchange reserves, following three companies were selected as per the procurement process and contracts were signed with them for twenty years to provide opportunities to import and sell petroleum products.

- M/s Sinopec Fuel Oil Lanka (Private) Limited
- M/s R.M. Parks. Inc.
- M/s United Petroleum Pvt. Ltd

Salient Feature of the Liberalization of the Petroleum Market

- Four hundred and fifty (450) fuel stations, which are located in all over the country and the Petroleum Products are presently being supplied by the CPC have been offered under three (03) Dealer Networks. Each dealer network comprises of 150 Fuel Stations covering 03 grades / categories in equal manner.
- The Selected Suppliers are required to supply petroleum product to Sri Lanka using their own forex at least minimum one year period
- The selected suppliers will have to pay an Annual License fee of USD 2,000,000 to the Ministry of Power and Energy.
- The license will be initially for a period of Twenty (20) years, which may be extended/ renewed through the negotiation and mutual consent of the parties to the Contract.

2.2.7 Extension of the Petroleum Product Distribution Licenses of Lanka Indian Oil Company (LIOC)

The validity period of the license issued to import and distribute petroleum products to Lanka Indian Oil Company (LIOC) was ended from 22.01.2024 and the validation period of the license is extended for 20 years. According to the new license conditions, Lanka Indian Oil Company also should pay an annual fee of 2,000,000 USD to the government.

2.2.8 Widening Market Opportunities to Supply Jet A-1 fuel used in Aircraft

Jet A-1 fuel Used in the aircraft is supplied under the monopoly of Ceylon Petroleum Corporation. The Sapugaskanda refinery belongs to Ceylon Petroleum Corporation produces a major part of the Jet A-1 fuel necessity of aircraft and the rest is imported. However, due to the foreign exchange crisis faced by the country, it was a challenging factor import crude oil needed to maintain the refinery continuously as well as the importation of Jet A-1 fuel and therefore on several occasions it was unable to supply Jet A-1 fuel to airlines. In this situation, to ensure a continuous supply of fuel, steps were taken to reserve market opportunities under the maximum supply limits for the parties that supply Jet A-1 fuel to the airlines of other countries so that it does not hinder the product supplied by the Sapugaskanda oil refinery of Ceylon Petroleum Corporation.

Accordingly, Jet A-1 fuel licenses were issued to the Fits Aviation (Pvt) Ltd. and the Cannel (Pvt) Ltd. under the charge of a compulsory annual registration fee of 10,000 USD in creating these new business opportunities and additionally charging a variable fee of 0.1% of the annual sales volume.

2.2.9 Liberalization of the Lubricant Market of Sri Lanka and the Selection of New Entrants

As per the powers vested to the then Minister by the Petroleum Corporation Act, in compliance with the policy published by the Extra-ordinary gazette notification No. 1453/6 and dated 12.07.2006 the lubricant market was fully liberalized, but a specified timeframe was not recognized to the lubricant industrialists to enter into the lubricant market. Therefore, new entrants faced uncertainty in entering the country's lubricant market. Although the lubricant market is being innovative day by day, due to this uncertainty, it is obvious that there is a delay in entering the quality, innovative and competitive products to the market.

Eleven (11) new entrants were selected during the year 2023 as per the procurement guidelines to promote free market operation by increasing the access of new entrants to the lubricant market and thus provide consumers with the opportunity to purchase lubricants at a more competitive price. Accordingly, 35 competitive institutions engage in the country's lubricant market and in order to create equal business opportunities for all qualified parties in the future, the approval of the Cabinet of Ministers has gained to provide opportunities to enter the market once in three years.

2.2.10 Formulation of Regulations Governing the Petroleum Industry

The Ministry of Power and Energy and the Petroleum Development Authority regulate the petroleum industry while the Minister of the Ministry of Power and Energy publishes the needed regulations, orders and guidelines from time to time. The Minister of Power and Energy published the below-mentioned regulations and orders in 2023 for the regulation of the petroleum industry.

(a) Regulations Relating to the Upstream Petroleum Industry

- Petroleum Resources (Joint Study Agreements) Regulations No. 01 of 2003
These orders were made by the Minister of Power and Energy under the powers of the Petroleum Resources Act No. 21 of 2021, providing for joint studies within the designated areas as determined and demarcated by the Sri Lanka Petroleum Development Authority. These orders will make it easier to attract investors for petroleum exploration activities.
- Petroleum Resources (Service provider Licensing) Regulations No. 2 of 2023
These orders were made by the Minister of Power and Energy in accordance with the powers of the Petroleum Resources Act No. 21 of 2021 to streamline the provision of services for petroleum exploration activities. Accordingly, all service providers must be registered under the Petroleum Development Authority of Sri Lanka.

(b) Regulations Relating to the Downstream Petroleum Industry

- Petroleum Products Licensing Regulations No. 1 of 2023
Under the powers of the Petroleum Products (Special Provisions) Act No. 33 of 2002, these orders were made by the Minister of Power and Energy promulgating the conditions applicable to grant a license to import, export, sell, supply or distribute of petroleum in Sri Lanka and the general conditions applicable to such licensee.

2.2.11 Determination of the Fuel Price According to the Fuel Price Formula

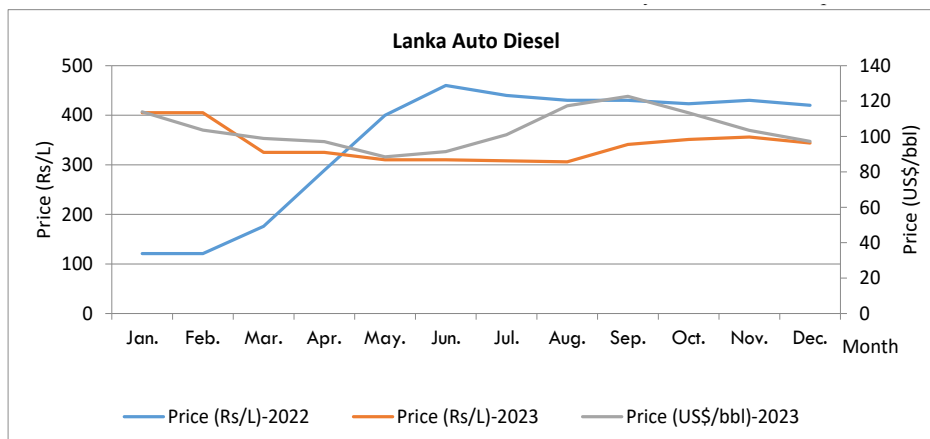
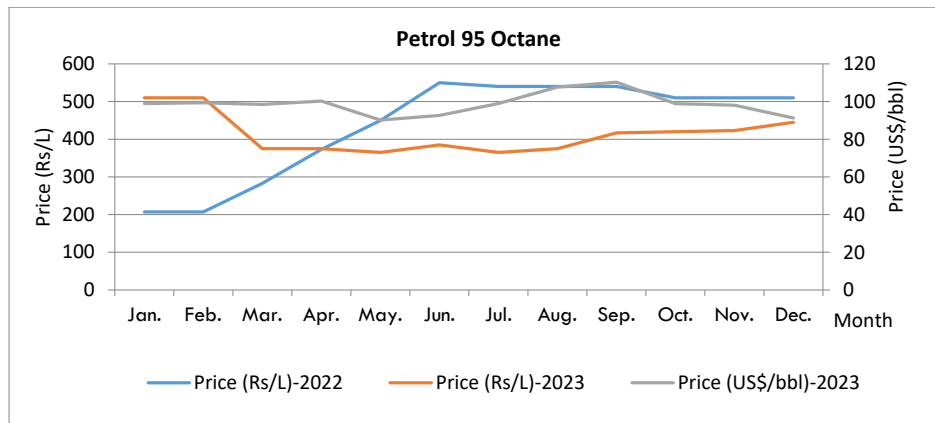
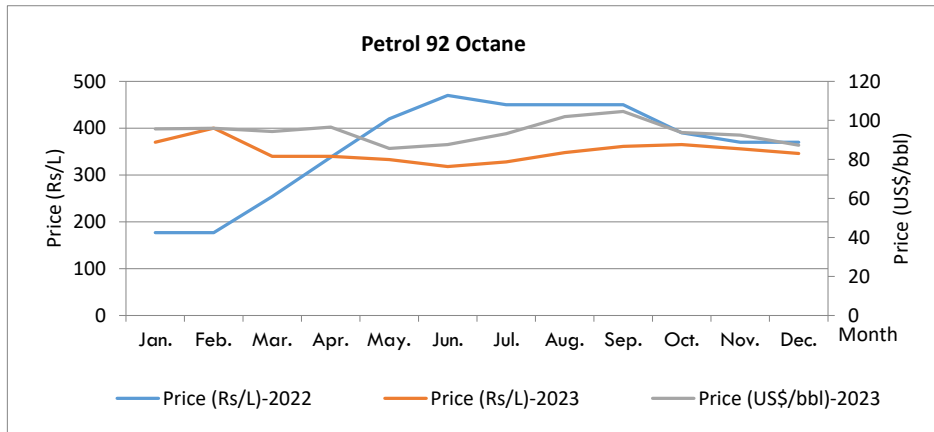
As the fuel price directly affects the national economy as well as the political stability of the government party, most of the governments are not willing to follow a transparent methodology when deciding the fuel price. Due to that, the fuel price did not demonstrate its cost and it adversely affect the sustainability of fuel distributors and in some occasions even ensuring the national fuel supply was at risk. By considering this situation, the Ministry of Power and Energy introduces a transparent fuel price which reflects the cost for fuel in June 2022 and the maximum price for fuel is stated by the Minister of Power and Energy in the first week

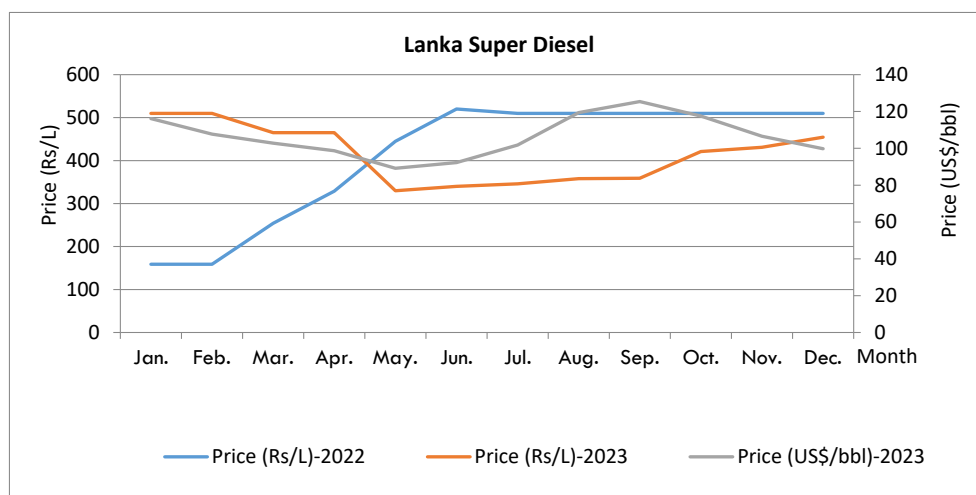
of every month by publishing in the gazette. The fuel-supplying agents are bound to work in accordance with the published maximum price.

The fuel price formula has created an opportunity for fuel suppliers to provide a competitive price to the customer based on the institutional efficiency and an opportunity has created to provide the advantage of the reduction in international fuel prices to the local fuel customer. In 2023, the fuel price was revised in 12 occasions according to the fuel price formula.

Figures 2.2.1

The behavior of the Petroleum Product Sales Price as per the Fuel Price Formula





Source: Ceylon Petroleum Corporation

2.2.12 Introducing the National Fuel Pass to Formalize the Fuel Distribution

The National Fuel Pass was introduced as one of the management strategy to control the fuel crisis started at the beginning of 2022. By providing a fuel guarantee for all vehicles through the National Fuel Pass, the fuel queues in the country ended. All fuel stations owned by the Ceylon Petroleum Corporation and the Lanka Indian Oil Company were well managed in accordance with the National Fuel Pass system.

However, due to factors such as the gradual stabilization of the country's macro economy and the entry of foreign competitive companies into the local fuel market, the local fuel demand was able to be adequately supplied. Accordingly, since there was no longer a need to issue fuel through fuel permits, the National Fuel Pass System was terminated from August 31, 2023.

2.2.13 Assisting for the Financial Stability of the Ceylon Petroleum Corporation

Due to the increase the debt amount of Ceylon Petroleum Corporation, the debt sustainability of the corporation has lost and the amount of dollar debt to be paid on 31.12.2022 is USD 3404.25 million

Table 2.2.7
Details of Ceylon Petroleum Statutory Corporation Dollar debt due as at 31.12.2022

No	Description	Debt Amount (Mn of USD)	Total (Mn of USD)
01	USD loan amount to be paid to local commercial banks		
	Peoples Bank	1,362.65	2,456.25
	Bank of Ceylon	1,093.60	
02	Other USD loan amount to be paid		
	National Iran Oil Company	248.00	948.00
	To the general treasury under the Indian credit Line	700.00	
Total			3404.25

Source: Ceylon Petroleum Corporation

Based on the Cabinet decision No. 23/0154/604/014 and dated 30.01.2023, USD 2456.25 million amount of depth payable to local state commercial banks was transferred to the General Treasury. Further, the Cabinet of Ministers has given approval to the Secretary of the Treasury to use the excise tax levied on petroleum products to service the debt transferred to the Treasury. As a result of that, the net profit of the corporation increased due to the reduction of loan premiums and interest payment expenses.

2.2.14 Infrastructure Development Programs Related to the Petroleum Section

(a) Establishment of a Petroleum Refinery and Related Product Processing Center in Hambantota

The Ministry of Power and Energy called expressions of interests from qualified investors on 24.02.2023 to establish an export-oriented petroleum refinery in Hambantota and the below two institutes qualified to submit detailed proposals among the called expressions of interests were informed to submit detailed proposals.

- M/s. China Petroleum and Chemical Corporation
- M/s. Vitol Asia Pte Ltd.

Accordingly, only the Sinopec (China Petroleum and Chemical Corporation) submitted the detailed proposal and after the evaluation of that proposal, Sinopec was invited to discuss the project agreement on the approval of Cabinet of Ministers. Cabinet Appointed Negotiation Committee (CANC) is discussing the project agreement with Sinopec and these discussions are in the final stage. With the final agreement they expect to sign the project agreement and Sinopec planned to end up the constructions of the refinery by 2028.

Key Features of the Project

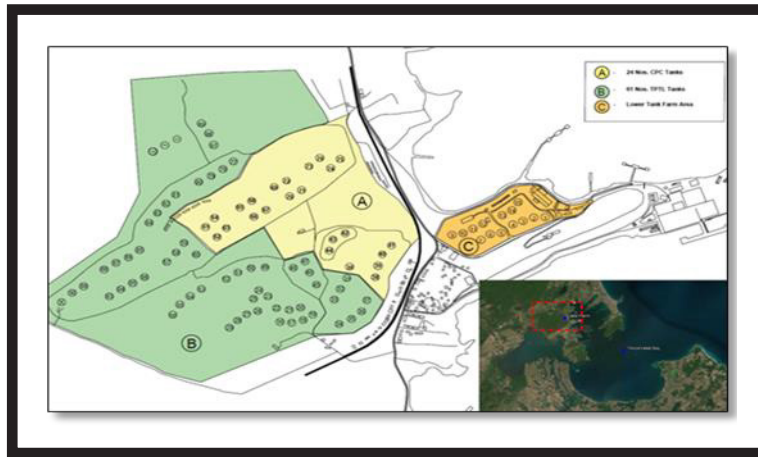
- The capacity of the refinery – Minimum 100,000 barrels per day
- Expected Investment- USD 1.5 billion – USD 2 billion
- Expected Project Period – 2024 – 2027

(b) The Developments of Trincomalee Upper Tank Farm

The Upper Tank Farm at China Bay, Trincomalee consist of 99 Nos. identical Steel Storage Tanks with a capacity of 10,000 MT in each. These tanks have been constructed by the British Government in the colonial era to supply fuel for ships. The Cabinet of Ministers having considered the opportunity of using these tanks for the benefit of the country, has decided via its Decision No. 21/2285/325/050 dated 11.01.2022 to develop the tank farm by leasing out tanks to following companies by signing a modality agreement.

- 24 Oil Tanks to Ceylon Petroleum Corporation
- 14 Tanks to Lanka Indian Oil Corporation (LIOC)
- 61 tanks to the newly formed company Trinco Petroleum Terminal (Pvt) Ltd (TPTL)

Accordingly, a “Modality Agreement for the Possession, Development and Use of the China Bay Oil Tank Farm was signed on 06.01.2022. Later on, Trincomalee Petroleum Terminal (Private) Limited and Ceylon Petroleum Corporation got the approval to tank development affairs from the Department of National Planning and initiated the selection procedure of a suitable investor.



Plan of the Chaina Bay Oil Tank Farm

2.2.15 Future Plans

By considering the significance and the contribution done by the Energy sector to the national economy, it is planned to implement the below programmes in the future to make the country self-sufficient in energy by ensuring the energy security of the country.

(a) Accelerating the Exploration of Domestic Petroleum and Natural Gas

The initial steps have been taken to develop the natural gas found in the Mannar Basin so that it can be taken to domestic consumption in the future years. As measures to ensure the legal and institutional framework which is expected by the upstream petroleum industry for a long time, Petroleum Resources Act No. 21 of 2021 was enacted and Petroleum Development Authority of Sri Lanka was established in the previous years while the publication of a new exploration block map and publication of new regulations were done in 2023.

With the enforcement of all the relevant regulations in the future, it is expected to call expressions of interest from the international investors and to approach the Joint Studies Agreements with the investors to bring the exploration blocks to the market.

(b) Construction of the Export-oriented Fuel Refinery

The specific geographical location and the location of the international harbors around the country nearby international major sea routes have increased the available potential for the expansion of ship-oil trade. Taking these facts into consideration, Sinopec was selected by following a procurement process to establish an export-oriented petroleum refinery near Hambantota. Accordingly, the project agreement discussions are going on with this company to construct a refinery with the capacity of 100,000 Bbls per day and these activities are in the final stage. Further, it is expected to construct another fuel refinery near Trincomalee and the available feasibility study is ongoing.

CHAPTER 03

Overall Financial Performance for the year ended 31st December 2023

CHAPTER 03

Overall Financial Performance for the year ended 31st December 2023

Basis of Reporting

1) Reporting Period

The reporting period for these Financial Statements is from 01st January to 31st December 2023.

2) Basis of Measurement

The Financial Statements have been prepared on historical cost modified by the revaluation of certain assets and accounted on a modified cash basis, unless otherwise specified.

The figures of the Financial Statements are presented in Sri Lankan rupees rounded to the nearest rupee.

3) Recognition of Revenue

Exchange and non-exchange revenues are recognised on the cash receipts during the accounting period irrespective of relevant revenue period.

4) Recognition and Measurement of Property, Plant and Equipment (PP&E)

An item of Property, Plant and Equipment is recognized when it is probable that future economic benefit associated with the assets will flow to the entity and the cost of the assets can be reliably measured.

PP&E are measured at a cost and revaluation model is applied when cost model is not applicable.

5) Property, Plant and Equipment Reserve

This reserve account is the corresponding account of Property Plant and Equipment.

6) Cash and Cash Equivalents

Cash & cash equivalents include local currency notes and coins in hand as at 31st December 2023.

3.1 Statement of Financial Performance Report

ACA-F

Ministry of Power & Energy
Statement of Financial Performance
for the Period 31st December 2023

3.1 Financial Performance			Actual	
Revised Budget Allocations 2023		Note	2023 Rs.	2022 Rs.
Rs.				
-	Revenue Receipts		-	-
-	Income Tax	1	-	-
-	Tax on Domestic & Services	2	-	-
-	Taxes on International Trade	3	-	-
1,500,000,000	Non Tax Revenue & Others	4	1,724,530,475	187,216,484
-	Total Revenue Receipts (A)		<u>1,724,530,475</u>	<u>187,216,484</u>
-	Non-Revenue Receipts		-	-
-	Treasury Imp rests		2,190,981,500	351,503,427
-	Deposits		5,054,780	4,572,289
-	Advance Accounts		11,878,897	12,228,383
-	Other Main Ledger Receipts		-	-
-	Total Non-Revenue Receipts (B)		<u>2,207,915,177</u>	<u>368,304,099</u>
1,500,000,000	Total Revenue Receipts & Non-Revenue Receipts C=(A)+(B)		<u>3,932,445,652</u>	<u>555,520,583</u>
	Remittance to the Treasury (D)		<u>198,628,192</u>	<u>49,321,393</u>
	Net Revenue Receipts & Non-Revenue Receipts E=(C)-(D)		<u>3,733,817,460</u>	<u>506,199,190</u>
	Less : Expenditure			
-	Revenue Expenditure		-	-
192,850,000	Wages, Salaries & other Employment Benefits	5	163,839,665	164,824,462
320,002,000	Other Good & Services	6	237,439,889	225,810,769
498,780,000	Subsidies, Grants and Transfers	7	312,925,050	259,807,879
-	Interest Payments	8	-	-
168,000	Other Recurrent Expenditure	9	67,884	-
<u>1,011,800,000</u>	Total Recurrent Expenditure (F)		<u>714,272,488</u>	<u>650,443,110</u>
	Capital Expenditure			
14,980,000	Rehabilitation & Improvement of Capital Assets	10	11,333,067	2,566,903
3,600,000	Acquisition of Capital Assets	11	975,471	11,583,338
38,510,260,000	Capita Transfers	12	12,566,391,531	37,945,845,459
-	Acquisition of Financial Assets	13	-	228,770,919,566
-	Capacity Building	14	-	14,250
876,500,000	Other Capita Expenditure	15	-	62,495,925
<u>39,405,340,000</u>	Total Capital Expenditure (G)		<u>12,578,700,069</u>	<u>266,793,425,441</u>
	Deposit Payments		5,543,323	4,951,570
	Advance Payments		12,908,270	24,418,381
	Other Main Ledger Payment		-	-
	Total Main Ledger Expenditure (H)		<u>18,451,593</u>	<u>29,369,951</u>
	Total Expenditure I = (F+G+H)		<u>13,311,424,150</u>	<u>267,473,238,502</u>
<u>(38,917,140,000)</u>	Balance as at 31 st December J = (E-I)		<u>(9,577,606,690)</u>	<u>(266,967,039,312)</u>
	Balance as per the Imprest Adjustment Statement		(9,577,606,690)	(266,967,039,312)
	Imprest Balance as at 31st December		<u>(9,577,606,690)</u>	<u>(266,967,039,312)</u>

3.2 Statement of Financial Position

ACA-P

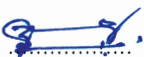
Ministry of Power & Energy
Statement of Financial Position
As at 31st December 2023


	Note	Actual	
		2023 Rs	2022 Rs
<u>Non Financial Assets</u>			
Property, Plant & Equipment	ACA-6	746,481,280	751,947,297
<u>Financial Assets</u>			
Advance Accounts	ACA-5/5(a)	31,825,836	30,796,463
Cash & Cash Equivalents	ACA-3	-	-
Total Assets		778,307,116	782,743,760
<u>Net Assets / Equity</u>			
Net Worth to Treasury		21,698,991	20,181,074
Property, Plant & Equipment Reserve		746,481,280	751,947,297
Rent and Work Advance Reserve	ACA-5(b)	9,550,000	9,550,000
<u>Current Liabilities</u>			
Deposits Accounts	ACA-4	576,845	1,065,389
Unsettled Imprest Balance	ACA-3	-	-
Total Liabilities		778,307,116	782,743,760

Detail Accounting Statements in ACA format Nos. 1 to 7 presented in pages from 7 to 64 and Annexures to accounts presented in pages from 65 to 107 form an integral part of these Financial Statements. The Financial Statements have been prepared in complying with the Generally Accepted Accounting Principles whereas most appropriate Accounting Policies are used as disclosed in the Notes to the Financial Statements and hereby certify that figures in these Financial Statements, Notes to accounts and other relevant accounts were reconciled with the Treasury Books of Accounts and found in agreement.

We hereby certify that an effective internal control system for the financial control exists in the Reporting Entity and carried out periodic reviews to monitor the effectiveness of internal control system for the financial control and accordingly make alterations as required for such systems to be effectively carried out.


.....
Chief Accounting Officer
Name :
Designation :
Date : 27.02.2024


.....
Accounting Officer
Name :
Designation :
Date : 27/2/2024


.....
Chief Financial Officer/ Chief Accountant/
Director (Finance)/ Commissioner (Finance)
Name :
Date : 27.2.2024

Dr. Sulakshana Jayawardena
Secretary
Ministry of Power and Energy
No 80, Sir Ernest De Silva Mawatha,
Colombo 7.

Dr. Sulakshana Jayawardena
Secretary 2
Ministry of Power and Energy
No 80, Sir Ernest De Silva Mawatha,
Colombo 7.

S. A. SRIYANI
CHIEF FINANCE OFFICER
MINISTRY OF POWER & ENERGY
No. 437, GALLE ROAD
COLOMBO-03.

3.3 Statement of Cash Flows

ACA-C

Ministry of power & Energy
Statement of Cash Flows
from the Period ended 31st December 2023

3.2 Statement of Cash Flows	Actual	
	2023	2022
	Rs.	Rs.
<u>Cash Flows from Operating Activities</u>		
Total Tax Receipts	-	-
Fees, Fines, Penalties and Licenses	453,923,675	62,215,705
Profit	-	-
Non Revenue Receipts	-	-
Revenue Collected on behalf of other Revenue Heads	7,601,420	7,032,790
Imprest Receipts	2,190,981,500	351,503,427
Recoveries from Advance	10,264,823	22,229,674
Deposit Received	5,054,780	3,209,631
Total Cash Generated from Operations (A)	2,667,826,198	446,191,224
<u>Less : Cash disbursed for:</u>		
Personal Emoluments & Operating Payments	400,383,012	255,441,318
Subsidies & Transfer Payments	122,336,686	8,974,183
Expenditure incurred on behalf of Other Heads	1,873,034	14,165,294
Imprest Settlements to Treasury	198,628,192	49,321,393
Advance Payments	13,158,270	21,266,968
Deposit Payments	5,543,323	3,026,648
Total Cash disbursed for operations (B)	741,922,517	352,195,804
NET CASH FLOW FROM OPERATING ACTIVITIES (C)=(A)-(B)	1,925,903,681	93,995,420
<u>Cash Flows from investing Activities</u>		
Interest	-	-
Dividends	-	-
Dividends Proceeds & Sales of physical Assets	-	-
Recoveries from on Lending	-	-
Total Cash Generated from investing Activities (D)	-	-
<u>Less : Cash disbursed for:</u>		
Capital Expenditure	1,925,903,681	93,995,420
Total Cash disbursed for investing Activities (E)	1,925,903,681	93,995,420
NET CASH FLOW FROM INVESTING ACTIVITIES (F)=(D)-(E)	1,925,903,681	93,995,420
NET CASH FLOW FROM OPERATING & INVESTING ACTIVITIES (G)=(C) + (F)	-	-
<u>Cash Flow From Financing Activities</u>		
LOCAL BORROWINGS	-	-
FOREIGN BORROWINGS	-	-
Grants Receives	-	-
Total Cash generated from Financing Activities (H)	-	-
<u>less : cash disbursed for:</u>		
Repayment of LOCAL BORROWINGS	-	-
Repayment of foreign BORROWINGS	-	-
Total Cash disbursed from Financing Activities (I)	-	-
Total Cash Flow From Financing Activities (J)=(H)-(I)	-	-
Net Movement in Cash (K) = (G)+(J)	-	-
Opening Cash Balance as at 01st January	-	-
Closing Cash Balance as at 31st December	-	-

3.4 Performance of the Revenue Collection

Revenue Code	Description of the Revenue Code	Original Estimate		Collected Revenue	
		Original Estimate (Rs.)	Revenue Estimate (Rs.)	Amount (Rs.)	As a % of Final Revenue Estimate
20-03-02-21	Non-tax incomes and other fees relevant to the Ministry of Petroleum Industry	200,000,000	1,500,000,000	1,724,530,475	114%

3.5 Performance of the Utilization of Allocation

Type of Allocation	Allocation		Actual Expenditure (Rs.)	Allocation Utilization as a % of Final Allocation
	Original (Rs.)	Final (Rs.)		
Recurrent	1,000,000,000	1,011,800,000	714,272,488	71%
Capital	36,200,000,000	39,405,340,000	12,578,700,069	32%

3.6 In Terms of F.R.208 Grant of Allocations for Expenditure

	Allocation Received from Which Ministry /Department	Purpose of the Allocation	Type of the Allocation	Allocation		Actual Expenditure (Rs.)	Allocation Utilization as a % of Final Allocation
				Original (Rs.)	Final (Rs.)		
1	Railway Department	Free train warrant issued to the officers of the Ministry	Recurrent	964,425	964,425	964,425	100%
2	Department of Treasury Operations	Accounted the foreign debt got by CTB	Capital	36,000,000,000	36,000,000,000	10,178,051,962	28%
3	Department of Treasury Operations	Sri Lanka Sustainable Energy Authority	Recurrent	145,000,000	145,000,000	106,915,364	74%
4	Department of Treasury Operations	Sri Lanka Sustainable Energy Authority	Capital	50,000,000	50,000,000	33,900,000	68%
5	Department of Treasury Operations	Sri Lanka Atomic Energy Board	Recurrent	34,000,000	34,000,000	34,000,000	100%
6	Department of Treasury Operations	Sri Lanka Atomic Energy Board	Capital	50,000,000	50,000,000	19,183,000	38%
7	Department of Treasury Operations	Sri Lanka Atomic Regulatory Council	Recurrent	55,000,000	55,000,000	41,073,000	82%
8	Department of Treasury Operations	Sri Lanka Atomic Regulatory Council	Capital	7,000,000	7,000,000	7,000,000	100%
9	Sri Lanka Custom	Diesel donation from China	Capital	-	415,060,000	414,661,429	99.9%
10	Department of Treasury Operations	Petroleum Development Authority	Recurrent	78,000,000	78,000,000	8,600,000	11%
11	Department of Treasury Operations	Petroleum Development Authority	Capital	75,000,000	75,000,000	-	-

3.7 Performance of the Reporting of Non-Financial Assets

Assets Code	Code Description	Balance as per Board of Survey Report as at 31.12.2023 (Rs.)	Balance as per Financial Position Report as at 31.12.2022 (Rs.)	Yet to be Accounted (Rs.)	Reporting Progress as a %
9151	Building and Structures	-	-	-	-
9152	Machinery and Equipment	738,343,143.79	738,343,143.79	-	100%
9153	Land	-	-	-	-
9154	Intangible Assets	8,138,136.00	8,138,136.00	-	100%
9155	Biological Assets	-	-	-	-
9160	Work in Progress	-	-	-	-
9180	Lease Assets	-	-	-	-

3.8 Auditor General's Report

Note: Auditor General's Report 2023 is attached as Annexure 1.

CHAPTER 04
Performance Indicators of the
Ministry

CHAPTER 04

Performance Indicators of the Ministry

4.1 Performance Indicators of the Ministry (Based on the Action Plan)

Specific Indicators		Target	Actual Output as a percentage (%) of the Expected Output
Key Performance Indicators (KPI)	Product Performance Indicators (PPI)	2023	2023
Power Sector			
01. Electrification rate of the country	Supply of service connections to the public as per the demand. Expansion of the power distribution network of the country to increase the accessibility to electricity.	100%	98.2%
02. Total Installed capacity of the National Grid	Implementation of Power generation plan based on the long-term requirements of the country	100%	87%
03. Share of Renewable Energy in the total Generation Mix	Implementation of Renewable Energy Projects (Hydro, Wind, solar, Biomass) in the country including large scale Renewable Energy Parks.	100%	40%
04. Length of High Voltage Transmission Network	Implementation of 220 kV and 132 kV transmission lines to evacuate the power generated from the generation facilities and to transmit into the load centers	100%	75%
Energy Sector			
01. Regulatory Framework for Downstream Petroleum Industry	1.1 Establish a strong regulatory framework for Fuel Filling Stations.	50%	100%
	1.2 Introduce Policy measures for the Distribution of Petroleum Products.	50%	100%
02. Availability of Petroleum Products adequately	2.1 Ensuring the importation of petroleum products	100%	100%
	2.2 Fuel availability of fuel filling stations	100%	99%
03. A robust framework of statutory, regulatory and institutional arrangements to bring about effective behavioral of Producers, Suppliers, Operators and Consumers of Petroleum Exploration Industry.	3.1 Establish a strong regulatory framework for upstream petroleum industry	50%	100%
	3.2 National Policy for the upstream petroleum industry	40%	85%

CHAPTER 05

Performance of Achieving Sustainable Development Goals (SDG)

CHAPTER 05

Performance of the achieving Sustainable Development Goals (SDGs)

5.1 SDGs of the Power Sector

SDG Goal 7 - Ensure access to affordable, reliable, sustainable and modern energy for all, Lack of access to energy supplies and transformation system is a constraint to human and economic development. The environment provides a series of renewable and nonrenewable energy sources i.e. solar, wind, hydropower, geothermal, biofuels, natural gas, coal and petroleum.

Increased use of fossil fuels without actions to mitigate greenhouse gases will have global climate change implications. Energy efficiency and increase the use of renewables contribute to climate change mitigation and disaster risk reduction.

Accordingly, power sector has contributed to the following activities.

- Improving the distribution network for 98.2% of total household electrification and ensuring a quality distribution of power.
- Enhancing the accessibility upto 100% for electricity in the country.
- Supplying 60% of the electricity share of the total generation mix by Renewable Energy sources.
- Integrating 812 MW of Rooftop Solar power capacity to the National Grid by 2023.
- Saving 737 GWh of energy through efficient energy use Programmes in 2023.

5.2 Identified respective Sustainable Development Targets

Goal / Objectives	Targets	Indicators of the Achievement	Progress of the Achievement to date		
			0%- 49%	50% - 74%	75% - 100%
Ensure access to affordable, reliable, sustainable and modern energy for all	Improvement of the distribution network for 100% domestic electrification level and high-quality power supply	Electrification level of the country			99.9%
	Increase the share of Renewable Energy in the total generation mix to 70% by 2030.	Percentage of Renewable energy generation in the total energy mix		60%	
	Increase the contribution of renewable energy in the electricity generation by enhancing rooftop solar power development	Connected 812 MW of rooftop solar power capacity to the national grid by 2022			100%
	Energy saving through efficient energy use Programme) (1243 GWh by 2025)	737 GWh energy saving		59%	

5.3 Identified respective Sustainable Development Goals

Achievements

1. Enhancement of the level of electrification up to 99.9% in Sri Lanka.
2. Has been able to maintain an attractive share of Renewable Energy contribution in electricity generation and Year & Share of Renewable Energy in electricity generation is as follows.

Year	Share of Renewable Energy in Generation
2022	49%
2023	60%

3. Launched the Battle for Energy (Soorya Bala Sangramaya) programme.
Under the “Battle for Energy” programme, 662 MW of Renewable Energy Capacity by 45,785 of Solar roof top systems has been integrated into the National Power System by the end of 2022, and further it has been to increase it upto 812 MW in 2023.

Challenges

1. Technical Challenges in terms of the inadequacy of ancillary systems to support the Grid in Renewable Energy integration
2. Renewable Energy is on Demand, which requires storage solutions, Cost- effective batteries, pump hydro solutions.
3. High Cost of the renewable energy technologies and hence require large scale investments for renewable energy developments.
4. Climate Changes
Irregularly in the weather is severely affecting the Hydro power generation and power generation through Biomass production and Agro-residue.
5. Social Issues in Renewable Energy generation.
 - Conflicts with wildlife and forest areas
 - Conflicts with villagers.
6. Achieving the targets pertaining to Nationally Determined Contributions (NDCs) in reduction of Carbondioxide (CO₂) level by 2030
 - 5% Voluntary Action – Unconditionally – to reduce environmental carbon dioxide
 - 20% Supported Action- Conditionally- to reduce environmental carbon dioxide under the situations of international participation.

CHAPTER 06
Human Resource Profile

CHAPTER 06

Human Resource Profile

6.1 Cadre Management

Position	Approved Cadre	Existing Cadre	Vacancies / (Excess)**
Power Section			
Senior	24	13	11
Tertiary	03	01	02
Secondary	73	65	08
Primary	39	32	07
Temporary	-	-	-
Sub Total	139	111	28
Energy Section			
Senior	23	12	11
Tertiary	03	01	02
Secondary	52	41	11
Primary	22	19	03
Sub Total	100	73	27
Total	239	184	55

Source: Ministry of Power and Energy

6.2 Impact of the Shortage or Excess in Human Resource on Performance of the Ministry

Twenty two (22) senior position vacancies and Thirty Three (33) other position's vacancies are available and occasionally the Ministry of Public Administration, Home Affairs, Provincial Councils and Local Government was informed about this at the ministry level. Further, the new Secretary of the ministry also has informed about this by mentioning the vacancies in the letter dated 06.01.2024 to the relevant ministry. If the Ministry of Public Administration, Home Affairs, Provincial Councils and Local Government could not respond urgently in this regard, it will negatively affect the performance of the ministry. The necessary actions are taken to fill the vacancies by updating the database based on the actual information relevant to the approved cadre of the ministry. From the approved cadre of 47 senior positions posts of the ministry, only 25 officers are in the service and it should be mentioned that it is 53% of the total senior positions. 19 posts are vacant from the secondary level positions and 04 positions are vacant from the 06 approved tertiary level positions. Despite the shortage of staff, the existing staff has fulfilled an important role in achieving the expected performance of the ministry in 2023. If all the vacancies were filled (specially the senior positions) it will contribute a lot to achieve the expected performance.

6.3 Human Resource Development

Name of the Program	No. of Staff Trained	Duration of the Program	Total investment (Rs. '000)		Nature of the program (Foreign/ Local)	Output/ Knowledge gained*
			Local	Foreign		
Forms of Appointment and Transfer Policies in the Public service.	16	02 hours	-	-	Local	Success
Training on Appropriate Conduct and the manner of Skills Development during the Probationary Period of a Public Service Appointment.	20	02 hours	-	-	Local	Success
Awareness on Retirement, Pension Settlement, Widow's and Orphan's Pension Scheme and Related processes.	29	02 hours	-	-	Local	Success
Matters to be Concerned in Maintaining Files, Minutes Writing and Letters Writing.	23	02 hours	-	-	Local	Success
Awareness on Documenting Transactions in Accounting Books and Accounts Balancing.	30	02 hours	-	-	Local	Success
Function of the Committee on Public Accounts and how the public officers should work accordingly	23	02 hours	-	-	Local	Success
Process of implementing projects and the role of the planning section therein	44	02 hours	-	-	Local	Success
The necessity of earning salary increments and the necessity of properly providing the information related to maintaining a personal file correctly	05	03 hours	-	-	Local	Success
Tamil Language training Programme (Secondary Level)	11	150 hours	-	-	Local	Success

Name of the Program	No. of Staff Trained	Duration of the Program	Total investment (Rs. '000)		Nature of the program (Foreign/ Local)	Output/ Knowledge gained*
			Local	Foreign		
Properly recording the transactions in the books related to the accounts and providing an understanding related to transaction balances	05	03 hours	-	-	Local	Success
Laws related to dealing with government land and procedures to be followed in acquiring and disposing of land for development purposes	03	01 Day	-	-	Local	Success
Procurement methods and the procedures to be followed in each procurement method	06	04 hours	-	-	Local	Success
Evaluation of Bids and preparation of Bid evaluation reports	03	01 Day	-	-	Local	Success
The factors that should be considered in driving a vehicle, daily observation of the vehicle, vehicle maintenance and the basic industrial knowledge	05	05 hours	-	-	Local	Success

Source: Ministry of Power and Energy

Training and development programs help employees attract and retain top talent, increase job satisfaction, improve productivity, and address deficiencies identified in their performance reviews. Also, a clear view and understanding is given on how to complete their duties and tasks in a given time frame. Training also helps improve workplace performance management.

CHAPTER 07
Compliance Report

CHAPTER 07

Compliance Report

No.	Applicable Requirement	Compliance Status (Compliance/ Not Compliance)	Brief Explanation for Non-Compliance	Corrective Actions Proposed to Avoid Non-Compliance in Future
1.	The following Financial Statements/Accounts have been submitted on due date.			
1.1	Annual Financial Statements	Compliance		
1.2	Advance to Public Officers Account	Compliance		
1.3	Trading and Manufacturing Advance Accounts (Commercial Advance Accounts)	Not Relevant		
1.4	Stores Advance Accounts			
1.5	Special Advance Accounts			
1.6	Others			
2	Maintenance of Books and Registers (F.R.445)			
2.1	Fixed assets register has been maintained and update in terms of Public Administration Circular 267/2018.	Compliance		
2.2	Personal emoluments register/ Personal emoluments cards has been maintained and updated	Compliance		
2.3	Register of Audit queries has been maintained and updated	Compliance		
2.4	Register of Internal Audit reports has been maintained and updated.	Compliance		
2.5	All the monthly account summaries (CIGAS) are prepared and submitted to the Treasury on due date	Compliance		
2.6	Register for cheques and money orders has been maintained and updated	Compliance		
2.7	Inventory register has been maintained and updated	Compliance		
2.8	Stocks Register has been maintained and updated	Compliance		
2.9	Register of Losses has been maintained and updated	Compliance		
2.10	Commitment Register has been maintained and updated.	Compliance		

No.	Applicable Requirement	Compliance Status (Compliance/ Not Compliance)	Brief Explanation for Non-Compliance	Corrective Actions Proposed to Avoid Non-Compliance in Future
2.11	Register of Counterfoil Books (GA-N20) has been maintained and updated.	Compliance		
03	Delegation of functions for financial control (F.R. 135)			
3.1	The financial authority has been delegated within the institute	Compliance		
3.2	The delegation of financial authority has been communicated within the institute.	Compliance		
3.3	The authority has been delegated in such manner so as to pass each transaction through two or more officers	Compliance		
3.4	The controls has been adhered to by the Accountants in terms of State Account Circular 171/2004 dated 11.05.2014 in using the Government Payroll Software Package	Compliance		
4	Preparation of Annual Plans			
4.1	The Annual Action Plan has been Prepared.	Compliance		
4.2	The Annual Procurement Plan has been prepared.	Compliance		
4.3	The Annual Internal Audit Plan has been prepared.	Not Relevant		
4.4	The Annual Estimate has been prepared and submitted to the National Budget Department (NBD) on due date.	Compliance		
4.5	The Annual Cash Flow has been submitted to the Treasury Operations Department on time	Compliance		
5	Audit queries			
5.1	All the Audit Queries has been replied within the specified time by the Auditor General	Compliance		
6.	Internal Audit			
6.1	The Internal Audit Plan has been prepared at the beginning of the year after consulting the Auditor General in terms of F.R.134(2) DMA/1-2019	Compliance		
6.2	All the Internal Audit Reports has been replied within one month	Not Compliance	Some Internal Audit Queries have not been replied within one month.	<ul style="list-style-type: none"> Informing the heads of the division. Discuss in the Audit & Management

No.	Applicable Requirement	Compliance Status (Compliance/ Not Compliance)	Brief Explanation for Non-Compliance	Corrective Actions Proposed to Avoid Non-Compliance in Future
				Committee meetings. <ul style="list-style-type: none"> Following -up on receiving responses to Internal Audit Queries.
6.3	Copies of all the Internal Audit Reports has been submitted to the Management Audit Department in terms of Sub-section 40(4) of the National Audit Act No. 19 of 2018	Compliance		
6.4	All the copies of Internal Audit Reports has been submitted to the Auditor General in terms of Financial Regulation 134(3).	Compliance		
7	Audit and Management Committee			
7.1	Minimum 04 meetings of the Audit and Management Committee has been held during the year as per the DMA Circular 1-2019	Compliance		
8	Asset Management			
8.1	The information about purchases of assets and disposals was submitted to the Comptroller General's Office in terms of Paragraph 07 of the Asset Management Circular No. 01/2017	Compliance		
8.2	A suitable liaison officer was appointed to coordinate the implementation of the provisions of the circular and the details of the nominated officer was sent to the Comptroller General's Office in terms of Paragraph 13 of the aforesaid circular	Compliance		
8.3	The boards of survey was conducted and the relevant reports submitted to the Auditor General on due date in terms of Public Finance Circular No. 05/2016.	Compliance		
8.4	The excesses and deficits that were disclosed through the Board Of Survey and other relating recommendations, actions were carried out during the period specified in the Circular.	Compliance		

No.	Applicable Requirement	Compliance Status (Compliance/ Not Compliance)	Brief Explanation for Non-Compliance	Corrective Actions Proposed to Avoid Non-Compliance in Future
8.5	The disposal of condemn articles had been carried out in terms of F.R. 772	Compliance		
9	Vehicle Management			
9.1	The daily running charts and monthly summaries of the pool vehicles had been prepared and submitted to the Auditor General on due date.	Compliance		
9.2	The condemned vehicles had been disposed of within a period of less than 6 months after condemning.	Compliance		
9.3	The vehicle logbooks had been maintained and updated.	Compliance		
9.4	The action has been taken in terms of F.R. 103, 104, 109 and 110 with regard to every vehicle accident.	Compliance	Actions are taken as per 104(03), 104(04).	
9.5	The fuel consumption of vehicles has been re-tested in terms of the provisions of Paragraph 3.1 of the Public Administration Circular No. 30/2016 of 29.12.2016.	Not Compliance	There were practical issues in testing fuel consumption due to the limitation of fuel provided limiting the supply to 80 liters per month. Further, given the vehicles are used only for essential purposes, the Additional Secretary (Admin) has instructed to proceed based on previous fuel consumption until the situation gets back to normal.	
9.6	The absolute ownership of the leased vehicle log books has been transferred after the lease term	Compliance		
10	Management of Bank Accounts			
10.1	The bank reconciliation statements had been prepared, got certified and made ready for audit by the due date	Compliance		
10.2	The dormant accounts that had existed in the year under review or since previous years settled	Compliance		
10.3	The action had been taken in terms of Financial Regulations regarding balances that had been disclosed through bank reconciliation statements and for which adjustments had to be made, and had those balances been settled within one month.	Compliance		
11	Utilization of Provisions			
11.1	The provisions allocated had been spent without exceeding the limit.	Compliance		
11.2	The liabilities not exceeding the	Compliance		

No.	Applicable Requirement	Compliance Status (Compliance/ Not Compliance)	Brief Explanation for Non-Compliance	Corrective Actions Proposed to Avoid Non-Compliance in Future
	provisions that remained at the end of the year as per the F.R. 94(1)			
12	Advances to Public Officers Account			
12.1	The limits had been Compliance with	Compliance		
12.2	A time analysis had been carried out on the loans in arrears.	Compliance		
12.3	The loan balances in arrears for over one year had been settled.	Compliance		
13	General Deposit Account			
13.1	The action had been taken as per F.R.571 in relation to disposal of lapsed deposits.	Compliance		
13.2	The control register for general deposits had been updated and maintained.	Compliance		
14	Imprest Account			
14.1	The balance in the cash book at the end of the year under review remitted to Treasury Operations Department.	Compliance		
14.2	The ad-hoc sub imprests issued as per F.R. 371 settled within one month from the completion of the task	Compliance		
14.3	The ad-hoc sub imprests had been issued exceeding the limit approved as per F.R. 371	Compliance		
14.4	The balance of the imprest account had been reconciled with the Treasury books monthly.	Compliance		
15	Revenue Account			
15.1	The refunds from the revenue had been made in terms of the regulations	Compliance		
15.2	The revenue collection had been directly credited to the revenue account without credited to the deposit account.	Compliance		
15.3	Returns of arrears of revenue forward to the Auditor General in terms of F.R. 176.	Compliance		
16	Human Resource Management			
16.1	The staff had been paid within the approved cadre.	Compliance		
16.2	All members of the staff have been issued a duty list in writing.	Compliance		
16.3	All reports have been submitted to MSD in terms of their circular no.04/2017 dated 20.09.2017	Compliance		

No.	Applicable Requirement	Compliance Status (Compliance/ Not Compliance)	Brief Explanation for Non-Compliance	Corrective Actions Proposed to Avoid Non-Compliance in Future
17	Provision of information to the Public			
17.1	An information officer has been appointed and a proper register of information is maintained and updated in terms of Right To Information Act and Regulation.	Compliance		
17.2	Information about the institution to the public have been provided by Website or alternative measures and has it been facilitated to appreciate/allegation to public against the public authority by this website or alternative measures.	Compliance		
17.3	Bi- Annual and Annual reports have been submitted as per section 08 and 10 of the RTI Act.	Compliance		
18	Implementing citizens charter			
18.1	A citizens charter/ Citizens client's charter has been formulated and implemented by the Institution in terms of the circular number 05/2008 and 05/2018(1) of Ministry of Public Administration and Management.	Compliance		
18.2	A methodology has been devised by the Institution in order to monitor and assess the formulation and the implementation of Citizens Charter/ Citizens client's charter as per paragraph 2.3 of the circular	Compliance		
19	Preparation of the Human Resource Plan			
19.1	A human resource plan has been prepared in terms of the format in Annexure 02 of Public Administration Circular No.02/2018 dated 24.01.2018.	Compliance		
19.2	A minimum training opportunity of not less than 12 hours per year for each member of the staff has been ensured in the aforesaid Human Resource Plan.	Compliance		
19.3	Annual Performance Agreements have been signed for the entire staff based on the format in Annexure 01 of the aforesaid Circular.	Compliance		

No.	Applicable Requirement	Compliance Status (Compliance/ Not Compliance)	Brief Explanation for Non-Compliance	Corrective Actions Proposed to Avoid Non-Compliance in Future
19.4	A senior officer was appointed and assigned the responsibility of preparing the human resource development plan, organizing capacity building programs and conducting skill development programs as per paragraph No.6.5 of the aforesaid Circular.	Compliance		
20	Responses Audit Paras			
20.1	The short comings pointed out in the audit paragraphs issued by the Auditor General for the previous years have been rectified	Compliance		

විගණකාධිපතිවරයාගේ වාර්තාව 2023



ජාතික විගණන කාර්යාලය

தேசிய கணக்காய்வு அலுவலகம்

NATIONAL AUDIT OFFICE



මගේ අංකය
எனது இல. }
My No. }

PWR/B/MP/2/2023/11

ඔබේ අංකය
உமது இல. }
Your No. }

දිනය
திகதி }
Date }

2024 මැයි 31 දින

ප්‍රධාන ගණන්දීමේ නිලධාරී
විදුලිබල හා බලශක්ති අමාත්‍යාංශය

ශීර්ෂය 119 - විදුලිබල හා බලශක්ති අමාත්‍යාංශයේ 2023 දෙසැම්බර් 31 දිනෙන් අවසන් වර්ෂය සඳහා වූ මූල්‍ය ප්‍රකාශන පිළිබඳව 2018 අංක 19 දරන ජාතික විගණන පනතේ 11(1) වගන්තිය ප්‍රකාරව විගණකාධිපති සම්පිණ්ඩන වාර්තාව.

1. මූල්‍ය ප්‍රකාශන

1.1 මතය

ශීර්ෂය 119 - විදුලිබල හා බලශක්ති අමාත්‍යාංශයේ 2023 දෙසැම්බර් 31 දිනට මූල්‍ය තත්ත්ව ප්‍රකාශනය, එදිනෙන් අවසන් වර්ෂය සඳහා වූ මූල්‍ය කාර්යසාධන ප්‍රකාශනය හා මුදල් ප්‍රවාහ ප්‍රකාශනය සහ ප්‍රමාණාත්මක ගිණුම්කරණ ප්‍රතිපත්තිවලට අදාළ තොරතුරු ද ඇතුළත් මූල්‍ය ප්‍රකාශනවලට අදාළ සටහන්වලින් සමන්විත 2023 දෙසැම්බර් 31 දිනෙන් අවසන් වර්ෂය සඳහා වූ මූල්‍ය ප්‍රකාශන, 2018 අංක 19 දරන ජාතික විගණන පනතේ විධිවිධාන සමඟ සංයෝජිතව කියවිය යුතු ශ්‍රී ලංකා ප්‍රජාතාන්ත්‍රික සමාජවාදී ජනරජයේ ආණ්ඩුක්‍රම ව්‍යවස්ථාවේ 154(1) ව්‍යවස්ථාවේ ඇතුළත් විධිවිධාන ප්‍රකාර මාගේ විධානය යටතේ විගණනය කරන ලදී. 2018 අංක 19 දරන ජාතික විගණන පනතේ 11(1) වගන්තිය ප්‍රකාරව විදුලිබල හා බලශක්ති අමාත්‍යාංශය වෙත ඉදිරිපත් කරනු ලබන මෙම මූල්‍ය ප්‍රකාශන පිළිබඳව මාගේ අදහස් දැක්වීම් හා නිරීක්ෂණයන් මෙම වාර්තාවේ සඳහන් වේ. 2018 අංක 19 දරන ජාතික විගණන පනතේ 11(2) වගන්තිය ප්‍රකාරව ප්‍රධාන ගණන්දීමේ නිලධාරී වෙත වාර්ෂික විස්තරාත්මක කළමනාකරණ විගණන වාර්තාව යථා කාලයේදී නිකුත් කරනු ලැබේ. ශ්‍රී ලංකා ප්‍රජාතාන්ත්‍රික සමාජවාදී ජනරජයේ ආණ්ඩුක්‍රම ව්‍යවස්ථාවේ 154(6) ව්‍යවස්ථාව සමඟ සංයෝජිතව කියවිය යුතු 2018 අංක 19 දරන ජාතික විගණන පනතේ 10 වගන්තිය ප්‍රකාරව ඉදිරිපත් කළ යුතු විගණකාධිපති වාර්තාව යථා කාලයේදී පාර්ලිමේන්තුව වෙත ඉදිරිපත් කරනු ලැබේ.

විදුලිබල හා බලශක්ති අමාත්‍යාංශයේ මූල්‍ය ප්‍රකාශනවලින් 2023 දෙසැම්බර් 31 දිනට විදුලිබල හා බලශක්ති අමාත්‍යාංශයේ මූල්‍ය තත්ත්වය සහ එදිනෙන් අවසන් වර්ෂය සඳහා මූල්‍ය කාර්යසාධනය හා මුදල් ප්‍රවාහ ප්‍රකාශය පොදුවේ පිළිගත් ගිණුම්කරණ මූලධර්මවලට අනුකූලව සත්‍ය හා සාධාරණ තත්ත්වයක් පිළිබිඹු කරන බව මා දරන්නා වූ මතය වේ.

1.2 මතය සඳහා පදනම

ශ්‍රී ලංකා විගණන ප්‍රමිතීන්ට (ශ්‍රී.ලං.වි.ප්‍ර) අනුකූලව මා විගණනය සිදු කරන ලදී. මෙම විගණන ප්‍රමිතීන් යටතේ වූ මාගේ වගකීම, මෙම වාර්තාවේ මූල්‍ය ප්‍රකාශන විගණනය සම්බන්ධයෙන් විගණකගේ වගකීම යන කොටසේ තවදුරටත් විස්තර කර ඇත. මාගේ මතය සඳහා පදනමක් සැපයීම උදෙසා මා විසින් ලබා ගෙන ඇති විගණන සාක්ෂි ප්‍රමාණවත් සහ උචිත බව මාගේ විශ්වාසයයි.

1.3 මූල්‍ය ප්‍රකාශන සම්බන්ධයෙන් ප්‍රධාන ගණන්දීමේ නිලධාරීගේ වගකීම

පොදුවේ පිළිගත් ගිණුම්කරණ මූලධර්මවලට අනුකූලව හා 2018 අංක 19 දරන ජාතික විගණන පනතේ 38 වගන්තියේ සඳහන් විධිවිධානවලට අනුකූලව සත්‍ය හා සාධාරණ තත්ත්වයක් පිළිබිඹු කෙරෙන පරිදි මූල්‍ය ප්‍රකාශන පිළියෙල කිරීම හා වංචා සහ වැරදි හේතුවෙන් ඇති විය හැකි ප්‍රමාණාත්මක සාවද්‍ය ප්‍රකාශනයන්ගෙන් තොරව මූල්‍ය ප්‍රකාශන පිළියෙල කිරීමට හැකි වනු පිණිස අවශ්‍යවන අභ්‍යන්තර පාලනය තීරණය කිරීම ප්‍රධාන ගණන්දීමේ නිලධාරීගේ වගකීම වේ. 2018 අංක 19 දරන ජාතික විගණන පනතේ 16(1) වගන්තිය ප්‍රකාරව අමාත්‍යාංශය විසින් වාර්ෂික හා කාලීන මූල්‍ය ප්‍රකාශන පිළියෙල කිරීමට හැකිවන පරිදි ස්වකීය ආදායම්, වියදම්, වත්කම් හා බැරකම් පිළිබඳ නිසි පරිදි පොත්පත් හා වාර්තා පවත්වා ගෙන යා යුතුය.

ජාතික විගණන පනතේ 38(1)(ඇ) උප වගන්තිය ප්‍රකාරව අමාත්‍යාංශයේ මූල්‍ය පාලනය සඳහා සඵලදායී අභ්‍යන්තර පාලන පද්ධතියක් සකස් කර පවත්වා ගෙන යනු ලබන බවට ප්‍රධාන ගණන්දීමේ නිලධාරී සහතික විය යුතු අතර එම පද්ධතියේ සඵලදායීත්වය පිළිබඳව කලින් කල සමාලෝචනයක් සිදු කර ඒ අනුව පද්ධතිය ඵලදායී ලෙස කරගෙන යාමට අවශ්‍ය වෙනස්කම් සිදු කරනු ලැබිය යුතුය.

1.4 මූල්‍ය ප්‍රකාශන විගණනය පිළිබඳ විගණකගේ වගකීම

සමස්ථයක් ලෙස මූල්‍ය ප්‍රකාශන, වංචා හා වැරදි හේතුවෙන් ඇතිවන ප්‍රමාණාත්මක සාවද්‍ය ප්‍රකාශනයන්ගෙන් තොර බවට සාධාරණ තහවුරුවක් ලබාදීම සහ මාගේ මතය ඇතුළත් විගණන වාර්තාව නිකුත් කිරීම මාගේ අරමුණ වේ. සාධාරණ සහතිකවීම උසස් මට්ටමේ සහතිකවීමක් වන නමුත්, ශ්‍රී ලංකා විගණන ප්‍රමිති ප්‍රකාරව විගණනය සිදු කිරීමේදී එය සැම විටම ප්‍රමාණාත්මක සාවද්‍ය ප්‍රකාශනයන් අනාවරණය කර ගන්නා බවට වන තහවුරු කිරීමක් නොවනු ඇත. වංචා සහ වැරදි නති හෝ සාමූහික ලෙස බලපෑම නිසා ප්‍රමාණාත්මක සාවද්‍ය ප්‍රකාශනයන් ඇති විය හැකි අතර, එහි ප්‍රමාණාත්මකභාවය මෙම මූල්‍ය ප්‍රකාශන පදනම් කර ගනිමින් පරිශීලකයන් විසින් ගනු ලබන ආර්ථික තීරණ කෙරෙහි වන බලපෑම මත රඳා පවතී.

ශ්‍රී ලංකා විගණන ප්‍රමිති ප්‍රකාරව විගණනයේ කොටසක් ලෙස මා විසින් විගණනයේදී වෘත්තීය විනිශ්චය සහ වෘත්තීය සැකමුසුබවින් යුතුව ක්‍රියා කරන ලදී. මා විසින් තවදුරටත්,

- ප්‍රකාශ කරන ලද විගණන මතයට පදනමක් සපයා ගැනීමේදී වංචා හෝ වැරදි හේතුවෙන් මූල්‍ය ප්‍රකාශනවල ඇති විය හැකි ප්‍රමාණාත්මක සාවද්‍ය ප්‍රකාශනයන් ඇතිවීමේ අවදානම් හඳුනාගැනීම හා තක්සේරු කිරීම සඳහා අවස්ථාවෝචිතව උචිත විගණන පරිපාටි සැලසුම් කර ක්‍රියාත්මක කරන ලදී. වරදවා දැක්වීම් හේතුවෙන් සිදුවන ප්‍රමාණාත්මක සාවද්‍ය ප්‍රකාශනයන්ගෙන් සිදුවන බලපෑමට වඩා වංචාවකින් සිදුවන්නා වූ බලපෑම ප්‍රබල වන්නේ ඒවා දුස්සන්ධානයෙන්, ව්‍යාජ ලේඛන සැකසීමෙන්, වේතනාන්විත මහභූරීමෙන්, වරදවා දැක්වීමෙන් හෝ අභ්‍යන්තර පාලනයන් මඟ හැරීමෙන් වැනි හේතු නිසා වන බැවිනි.
- අභ්‍යන්තර පාලනයේ සඵලදායීත්වය පිළිබඳව මතයක් ප්‍රකාශ කිරීමේ අදහසින් නොවුවද, අවස්ථාවෝචිතව උචිත විගණන පරිපාටි සැලසුම් කිරීම පිණිස අභ්‍යන්තර පාලනය පිළිබඳව අවබෝධයක් ලබා ගන්නා ලදී.
- හෙළිදරව් කිරීම් ඇතුළත් මූල්‍ය ප්‍රකාශනවල ව්‍යුහය සහ අන්තර්ගතය සඳහා පාදක වූ ගනුදෙනු හා සිද්ධීන් උචිත හා සාධාරණ අයුරින් මූල්‍ය ප්‍රකාශනවල ඇතුළත් බව ඇගයීම.
- මූල්‍ය ප්‍රකාශනවල ව්‍යුහය හා අන්තර්ගතය සඳහා පාදක වූ ගනුදෙනු හා සිද්ධීන් උචිත හා සාධාරණව ඇතුළත් වී ඇති බව සහ හෙළිදරව් කිරීම් ඇතුළත් මූල්‍ය ප්‍රකාශනවල සමස්ථ ඉදිරිපත් කිරීම අගයන ලදී.

මාගේ විගණනය තුළදී හඳුනාගත් වැදගත් විගණන සොයාගැනීම්, ප්‍රධාන අභ්‍යන්තර පාලන දුර්වලතා හා අනෙකුත් කරුණු පිළිබඳව ප්‍රධාන ගණන්දීමේ නිලධාරී දැනුවත් කරමි.

1.5 වෙනත් නෛතික අවශ්‍යතා පිළිබඳ වාර්තාව

2018 අංක 19 දරන ජාතික විගණන පනතේ 6(1)(ඈ) වගන්තිය ප්‍රකාරව පහත සඳහන් කරුණු මා ප්‍රකාශ කරමි.

- (අ) මූල්‍ය ප්‍රකාශන ඉකුත් වර්ෂය සමඟ අනුරූප වන බවට,
- (ආ) ඉකුත් වර්ෂයට අදාළ මූල්‍ය ප්‍රකාශන පිළිබඳව මා විසින් කර තිබුණු නිර්දේශ ක්‍රියාත්මක කර තිබුණි.

2. මූල්‍ය සමාලෝචනය

2.1 ආදායම් කළමනාකරණය

(අ) 2023 වර්ෂයට අදාළව විදුලිබල හා බලශක්ති අමාත්‍යාංශයේ සංශෝධිත ඇස්තමේන්තුගත ආදායම රු.මිලියන 1,500 ක් වූ අතර සත්‍ය ආදායම රු.මිලියන 1,724.5 ක් ව තිබුණි. නවද, 2023 දෙසැම්බර් 31 දිනට හිඟ ආදායම රු.මිලියන 19.9 ක් විය. මෙම හිඟ ආදායම් මුදලින් රු.මිලියන 18.9 ක ප්‍රමාණයක් 2024 මැයි 27 දින වන විට අය වී ඇති බව ලේකම් විසින් විගණනයට දන්වා තිබුණි.

(ආ) පෞද්ගලික සමාගම් දෙකකින් 2023 වර්ෂයේ දෙවන අර්ධ වර්ෂය වෙනුවෙන් එකතුව රු.මිලියන 3.1 ක් ලිහිසි තෙල් අනිවාර්යය ලියාපදිංචි ගාස්තු 2024 මැයි වන විටත් අය විය යුතුව පැවතුණි.

(ඇ) ලංකා ඛනිජ තෙල් නීතිගත සංස්ථාව 2023 වර්ෂයේ පළමු අර්ධ වර්ෂයට හා 2022 වර්ෂයේ දෙවන අර්ධ වර්ෂයට අදාළව ගෙවිය යුතු තාර වෙළඳාම සඳහා බලපත්‍ර ගාස්තු පිළිවෙලින් රු.මිලියන 2.4 ක් හා රු.මිලියන 2 ක් ලංකා ඛනිජ තෙල් නීතිගත සංස්ථාවෙන් අය කර ගැනීමට අපොහොසත්ව තිබුණි.

2.2 බැරකම් හා බැඳීම්වලට එළඹීම

(අ) ලංකා විදුලිබල මණ්ඩලය විසින් 2023 දෙසැම්බර් 31 දිනට පිළියෙල කර ඇති මූල්‍ය ප්‍රකාශන අනුව 2008 වසරේ සිට සපයන ලද වායු සමීකරණ අළුත්වැඩියා හා සේවා කිරීම වෙනුවෙන් ලැබිය යුතු රු.මිලියන 9.1 ක මුදලක්ද විශේෂ අවස්ථා සඳහා විදුලි ජනක යන්ත්‍ර ලබාදීම වෙනුවෙන් ලැබිය යුතු රු.මිලියන 15.8 ක මුදලක්ද වශයෙන් විදුලිබල අමාත්‍යාංශයෙන් ලැබිය යුතු රු.මිලියන 24.9 ක මුදලක් ගිණුම් ගත කොට තිබූ නමුත්

අමාත්‍යාංශය විසින් මෙම බැරකම සම්බන්ධ වාර්තා නිසි පරිදි පවත්වා නොතිබූ අතර සමාලෝචිත වර්ෂය අවසන් වනවිටත් එම බැරකම පියවීමට කටයුතු කර නොතිබුණි.

(ආ) විදුලිබල රාජ්‍ය අමාත්‍යවරයාගේ පුද්ගලික කාර්යය මණ්ඩලයේ නිලධාරියෙකු වෙත අනුයුක්ත කර තිබූ වාහනයකට සිදු වූ අනතුර හේතුවෙන් ලංකා විදුලිබල මණ්ඩලය සතු විදුලි කණුවකටද රු.340,318 ක අලාභ හානි සිදුව තිබූ අතර එම අලාභය ඉදිරියේදී ගෙවීමේ එකඟතාවය මත වාහනය පොලිස් භාරයෙන් නිදහස් කොට ගෙන තිබුණි. එසේ වුවද, මේ සම්බන්ධ බැරකම 2023 මූල්‍ය ප්‍රකාශන තුළ හඳුනාගෙන නොතිබුණි.

2.3 නීති, රීති හා රෙගුලාසිවලට අනුකූල නොවීම

පහත සඳහන් නිරීක්ෂණයන් කරනු ලැබේ.

නීතිරීති, රෙගුලාසි වලට යොමුව

විස්තරය

(අ) ශ්‍රී ලංකා ප්‍රජාතාන්ත්‍රික සමාජවාදී ජනරජයේ මුදල් රෙගුලාසි සංග්‍රහය

(i) මුදල් රෙගුලාසි 104 (3) හා 104 (4)

2021 – 2023 කාල පරිච්ඡේදය තුළ සිදු වූ අනතුරු 07 ක ප්‍රාරම්භක වාර්තා දින 26 සිට දින 663 ක කාලයක් ඇතුළත නිකුත් කර තිබූ අතර, 2021 වර්ෂය තුළ සිදු වූ අනතුරු 02 ක, 2022 වර්ෂයට අදාළ අනතුරු 02 ක සහ 2023 වර්ෂය තුළ සිදු වූ අනතුරු 03 ක අවසන් වාර්තා 2024 මැයි වන විටත් නිකුත් කර නොතිබුණි.

(ii) මුදල් රෙගුලාසි 128(2)(ඇ)

අමාත්‍යාංශය විසින් හිඟ ආදායම් පිළිබඳ වාර්තා විගණකාධිපති වෙත ඉදිරිපත් කිරීමට කටයුතු කර නොතිබුණි.

(ආ) 2015 ජූලි 20 දිනැති අංක 01/2015 දරන රාජ්‍ය මූල්‍ය ප්‍රතිපත්ති වක්‍රලේඛය

සමාලෝචිත වර්ෂයේ දෙවන අර්ධ වර්ෂයට අදාළ ආදායම් වාර්තා දින 71 ක ප්‍රමාදයක් සහිතව 2024 මාර්තු 28 දින ඉදිරිපත් කර තිබුණි.

(ඇ) 2017 දෙසැම්බර් 21 දිනැති අංක 2/2017 දරණ වත්කම් කළමනාකරණ වක්‍රලේඛය

අමාත්‍යාංශය සතු වාහනයක් 2023 දෙසැම්බර් 31 වන දිනට නිසි පවරා දීමකින් තොරව ශ්‍රී ලංකා පරමාණුක බලශක්ති නියාමන සභාව විසින් පරිහරණය කරමින්

- | | |
|---|---|
| <p>(ඇ) 2019 දෙසැම්බර් 17 දිනැති අංක 08/2019 දරණ ඉලෙක්ට්‍රොනික් රාජ්‍ය ප්‍රසම්පාදන පද්ධතිය (e-GP System) ක්‍රියාත්මක කිරීම සම්බන්ධ රාජ්‍ය මූල්‍ය වක්‍රලේඛය</p> | <p>නිවු අතර, ඉඩම්, වාරිමාර්ග හා මහවැලි සංවර්ධන අමාත්‍යාංශයට, වාරිමාර්ග හා ජල කළමනාකරණ අමාත්‍යාංශයේ උමාඔය ව්‍යාපෘතියට සහ ලංකා විදුලිබල මණ්ඩලයට අයත් වාහන 03ක් අයිතිය පවරා ගැනීමකින් තොරව අමාත්‍යාංශය විසින් දීර්ඝ කාලයක සිට පරිහරණය කරමින් තිබුණි.</p> <p>සියළු රාජ්‍ය ආයතන 2020 ජනවාරි 31 දිනට ප්‍රථම e-GP පද්ධතියේ ලියාපදිංචි වී සූත්‍ර වූවත් අමාත්‍යාංශය විසින් 2024 අප්‍රේල් 30 දින වන විටත් උක්ත පද්ධතියේ ලියාපදිංචි වී නොතිබුණි.</p> |
|---|---|

3 මෙහෙයුම් සමාලෝචනය

3.1 කාර්යසාධනය

3.1.1 සැලැසුම් කිරීම

- (අ) 2020 අගෝස්තු 28 දිනැති අංක 2/2020 දරන රාජ්‍ය මුදල් වක්‍රලේඛයේ 3 ඡේදය අනුව ඉදිරි වර්ෂය සඳහා වන ක්‍රියාකාරී සැලැස්ම ප්‍රවර්ධන වර්ෂයේ දෙසැම්බර් 15 දිනට පෙර සකස් කර ප්‍රධාන ගණන්දීමේ නිලධාරී විසින් අනුමත කරවා ගත යුතු වූවත්, 2023 වර්ෂය සඳහා වූ විදුලිබල හා බලශක්ති අමාත්‍යාංශයේ වාර්ෂික ක්‍රියාකාරී සැලැස්ම නියමිත දිනට මාස 2 කට පසු එනම් 2023 මාර්තු 07 දින අමාත්‍යාංශ ලේකම් විසින් අනුමත කර තිබුණි.
- (ආ) රජයේ ප්‍රසම්පාදන මාර්ගෝපදේශ සංග්‍රහයේ 4.2.2 මාර්ගෝපදේශය අනුව ප්‍රසම්පාදනයක් ආරම්භයේ සිට අවසානය දක්වා එක් එක් ප්‍රසම්පාදන ක්‍රියාවන්හි පියවර කාලක්‍රමානුගතව විස්තර කරමින් ප්‍රසම්පාදන කාල සටහනක් සකස් කළ යුතු වුවද විදුලිබල හා බලශක්ති අමාත්‍යාංශය විසින් 2023 වර්ෂයට අදාළව ප්‍රසම්පාදන කාලසටහනක් පිළියෙල කර නොතිබුණි.

3.1.2 ව්‍යාපෘති ඉටුකිරීමේ ප්‍රමාදයන්

පලාලී ගුවන් තොටුපළ කලාපීය ගුවන් ගමන් ක්‍රියාත්මක කිරීම හා සංවර්ධනය කිරීම සඳහා 2019 වර්ෂයේදී රු.මිලියන 575 ක් ඇස්තමේන්තු කර තිබූ අතර 2019 ජුනි 06 දිනැති අංක 18/1229 දරන අමාත්‍ය මණ්ඩල අනුමැතිය අනුව ව්‍යාපෘතිය 2020 දෙවන කාර්තුව අවසානයේ දී පර්යන්තය ඉදිකිරීමේ කටයුතු අවසන් කිරීමට අපේක්ෂා කර තිබුණි. 2023 වර්ෂයේදී අවශ්‍ය ඉන්ධන පිරවුම් යන්ත්‍ර මිලදී ගැනීම සඳහා ප්‍රසම්පාදන කටයුතු සිදුකරමින් පවතින මෙම ව්‍යාපෘතියේ මූලික ඉන්ධන සැපයීමේ කටයුතු සඳහා 2023 දෙසැම්බර් 31 දක්වා රු.976,000 ක පිරිවැයක් දරමින් පරිවර්තන ඒකකයක් මිලදී ගෙන තිබුණද, සමාලෝචිත වර්ෂය අවසන් වන විටත් අවශ්‍ය ඉඩම් අත්පත් කර ගැනීමේ කටයුතු අවසන් කර, ඉදිකිරීම් කටයුතු ආරම්භ කර නොතිබුණි.

3.2 විදේශ ආධාර ව්‍යාපෘති

(අ) මෙ.වො 31 ක ධාරිතාවක් ජාතික විදුලි ජාලයට ලබාගැනීමේ අරමුණින් ක්‍රියාත්මක ඇස්තමේන්තුගත පිරිවැය රු.මිලියන 19,288 ක්වූ මොරගොල්ල ජල විදුලි බලාගාරය ඉදිකිරීමේ ව්‍යාපෘතිය 2014 වර්ෂයේ ආරම්භ කිරීමට සැලසුම් කලද අවුරුදු 3 ක ප්‍රමාද කාලයකින් පසුව මෙහි වැඩ කටයුතු 2018 වර්ෂයේදී ආරම්භ කර තිබුණි. මෙම ව්‍යාපෘතිය නියමිත දිනට ආරම්භ නොකිරීම හේතුවෙන් ලබාගත් ණය මුදල වෙනුවෙන් රු.මිලියන 28 කට ආසන්න මුදලක් (USD 177,931) දණ්ඩන ලෙස (commitment charges) ගෙවීමට සිදුව තිබුණි. මෙම ව්‍යාපෘතිය ප්‍රමාද වීම සඳහා මහවැලි සංවර්ධන හා පරිසර අමාත්‍යාංශයේ ඉල්ලීම මත ව්‍යාපෘතියේ ලොට් අංක 01 නැවත සැලසුම් කිරීමට සිදුවීමත් ඒක දේශීය මත්ස්‍ය විශේෂයක් හමුවීම හේතුවෙන් ඒ පිළිබඳ අතිරේක පරිසර අධ්‍යයනයක් කිරීමට සිදුවීමත් දක්වා තිබුණි. තවද ව්‍යාපෘතියේ ණය කාලය 2024 ජුනි මස අවසන් වන අතර අනෙකුත් සිවිල් වැඩ හා ඉදිකිරීම් අවසන් කිරීමට 2025 දෙසැම්බර් 30 දක්වා වසරක ණය දිගුවක් ඉල්ලා තිබුණි.

2023 දෙසැම්බර් 31 දිනට මෙම ව්‍යාපෘතිය සඳහා රු.මිලියන 14,269 ක් වැය කර තිබූ අතර භෞතික ප්‍රගතිය සියයට 64 ක් වී තිබුණි.

(ආ) බස්නාහිර, මධ්‍යම හා උතුරු මැද පලාත්වල නව සම්ප්‍රේෂණ මාර්ග හා නව ජාල උපපොලවල් ඉදිකිරීම මගින් සම්ප්‍රේෂණ ජාල සංවර්ධනය කිරීම හා සම්ප්‍රේෂණ හානි අවම කිරීමේ අරමුණින් පැකේජ 4 ක් යටතේ ක්‍රියාත්මක ජාතික සම්ප්‍රේෂණ හා බෙදාහැරීමේ ජාල සංවර්ධනය හා කාර්යක්ෂමතා සංවර්ධන ව්‍යාපෘතිය 2015 ජනවාරි මස ආරම්භ කර 2018 ජනවාරි මස නිම කිරීමට නියමිතව තිබුණි.

කෙසේ වුවද, 2023 දෙසැම්බර් 31 දින වනවිට රු.මිලියන 39,942 ක් වැයකර තිබූ මෙම ව්‍යාපෘතියේ පැකේජ 1 හා 2 හි සැලකිය යුතු භෞතික ප්‍රගතියක් නිරීක්ෂණය නොවූ අතර, ක්‍රියාත්මක කිරීමකින් තොරව කොන්ත්‍රාත් ගිවිසුම අවසන් (terminate) කර තිබූ කොන්ත්‍රාත්වලට අදාළ පැකේජ 3 හා 4 හි ව්‍යාපෘති නැවත ක්‍රියාත්මක කිරීමට අවශ්‍ය කටයුතු සිදුකර ඇති බවට විගණනයට තහවුරු නොවීය.

(ඇ) ගල මුදුන, උඩගල් දෙබොක්ක, මැද කැලේ යන ගම්මාන 03 සඳහා පුනර්ජනනීය බලශක්තිය උපයෝගී කර ගනිමින් කුඩා ජාල මගින් විදුලි පහසුකම් සැපයීම සඳහා සුනිත්‍ය බලශක්ති අධිකාරිය වෙත රු.මිලියන 56.5 ක ප්‍රතිපාදන 2021 වර්ෂයේ ලබා දී තිබූ අතර, 2021 වර්ෂය තුළ රු.මිලියන 33.3 ක් වැය කරමින් ගල මුදුන ගම්මානයට පමණක් විදුලිය සපයා තිබුණි. 2023 දෙසැම්බර් 31 දින වනවිටත් ප්‍රතිපාදන උපයෝජනය රු.මිලියන 33.3 ක් වූ මෙම ව්‍යාපෘතියේ උඩගල් දෙබොක්ක හා මැදකැලේ යන ව්‍යාපෘති නිම කිරීමට වසර 2 ක් පමණ ප්‍රමාදයක් නිරීක්ෂණය වූ අතර, ව්‍යාපෘතියේ ඉතිරි කටයුතු කඩිනම් කිරීම සඳහා අමාත්‍යාංශය විසින් ක්‍රියාමාර්ග ගෙන නොතිබූ බව නිරීක්ෂණය විය.

3.3 වත්කම් කළමනාකරණය

2023 දෙසැම්බර් 31 දිනට සිදු කළ වාර්ෂික භාණ්ඩ සමීක්ෂණයට අදාළ වාර්තා අනුව වටිනාකම රු.160,000 ක් වූ ලැප්ටොප් පරිගණක යන්ත්‍රයක් අමාත්‍යාංශය සතුව භෞතිකව නොපැවතුණි.

3.4 පාඩු හා හානි

(අ) විගණනය සඳහා ඉදිරිපත් කරන ලද තොරතුරු අනුව, හිටපු විදුලිබල අමාත්‍යවරයාගේ මහජන සම්බන්ධතා නිලධාරී වෙත අනුයුක්ත කර තිබූ මෝටර් රථය 2010 ජනවාරි 27 දින අත් බෝම්බ ප්‍රහාරයක් හේතුවෙන් අනතුරට පත්ව තිබූ අතර, රජයට රු.898,400 ක අලාභයක් සිදුව තිබුණි. එසේ වුවද අදාළ අනතුර සිදු වී වසර 14 ක් ගතව තිබුණද, රජයට සිදු වූ එකී අලාභය අයකර ගැනීමට හෝ නීතිමය ක්‍රියාමාර්ග ගැනීමට මේ දක්වා අමාත්‍යාංශය අපොහොසත්ව තිබුණි.

(ආ) අමාත්‍යාංශය වෙත මුදාගැර තිබූ ලංකා විදුලිබල මණ්ඩලය සතු මෝටර් රථයක් 2009 මැයි මස 12 වන දින අනතුරට ලක්ව තිබූ අතර, එමගින් රජයට වූ අලාභය රු.251,334 ක් වී තිබුණි. එසේ වුවද, සමාලෝචිත වර්ෂය වන විට වසර 15 ක් ගතව තිබුණ ද, අදාළ අලාභය අයකර ගැනීමට හෝ නීතිමය ක්‍රියාමාර්ග ගැනීමට අමාත්‍යාංශය අපොහොසත්ව තිබුණි.

3.5 කළමනාකරණ දුර්වලතා

- (අ) 2019 අගෝස්තු ප්‍රකාශයට පත්කරන ලද ශ්‍රී ලංකාවේ ජාතික බලශක්ති ප්‍රතිපත්තිය හා උපාය මාර්ග ප්‍රකාශනය අනුව ජාතික මෙහෙයුම් කමිටුවක් මගින් අදාළ ප්‍රතිපත්තිය ක්‍රියාත්මක කිරීම අධීක්ෂණය කෙරෙන අතර අදාළ කමිටුව කාර්තුමය පරාසයන් තුළ රැස්වීම් ක්‍රියාත්මක කිරීමේ ප්‍රගතිය අමාත්‍ය මණ්ඩලයට වාර්තා කිරීම කළ යුතු වේ. එසේ වුවද, විගණනය සඳහා ඉදිරිපත් කළ තොරතුරු අනුව, 2023 වර්ෂය තුළ ජාතික මෙහෙයුම් කමිටුව කිසිදු රැස්වීමක් පවත්වා නොතිබුණි.
- (ආ) උක්ත බලශක්ති ප්‍රතිපත්ති ප්‍රකාශනය තුළ ඇතුළත් කාර්යසාධන කාල රාමුව සෑම වසර 02 ට වරක්ම සංශෝධනය කිරීමට ක්‍රියාමාර්ග ගත යුතු වුවද, 2019 වර්ෂයේ සිට සමාලෝචිත වර්ෂය දක්වා සංශෝධනය කිරීමට කටයුතු කර නොතිබුණි.
- (ඇ) උක්ත කාර්යසාධන කාල රාමුවේ ඇතුළත් අමාත්‍යාංශයට පවරන ලද ඉලක්ක හා සංවිස්ථාන කරා ළඟා වීමේ ප්‍රගතිය පිළිබඳ පරීක්ෂාවේදී පහත කරුණු නිරීක්ෂණය විය.
 - (i) බලශක්ති සුරක්ෂිතතාවය සහතික කිරීම යටතේ 4.1.d ඡේදය අනුව බලශක්ති ක්ෂේත්‍රයේ කාර්යසාධනය කෙරෙහි තීරණාත්මක බලපෑම් එල්ල කළ හැකි අභ්‍යන්තර හා බාහිර අවිනිශ්චිතතාවයන් පිළිබඳ අවදානම් ඇගයීමේ මණ්ඩලය 2019 වර්ෂය අවසන් වන විට පිහිටුවීමට නියමිතව තිබුණ ද, 2023 වර්ෂය අවසන් වන විටත් එය ස්ථාපිත කර නොතිබුණි.
 - (ii) කාර්යසාධන කාල රාමුවේ 4.9.c ඡේදය අනුව පොදු සේවා සම්ප්‍රේෂණ හා බෙදාහැරීම් මාර්ග පිළිබඳ ගැටළු විසඳීම සඳහා අන්තර් ආයතන සම්බන්ධීකරණ අධිකාරියක් 2020 වසර වන විට පිහිටුවීමට නියමිතව තිබුණ ද 2023 වර්ෂය අවසානය වන විටත් එය ක්‍රියාත්මක කර නොතිබුණි.
- (ඈ) බනිජ තෙල් ආශ්‍රිත පෙට්‍රල්, ඩීසල් හා භූමිතෙල් සඳහා ප්‍රමිත ශ්‍රී ලංකා ප්‍රමිත ආයතනය මගින් සකස් කර තිබුණද, ශ්‍රී ලංකාව තුළ එම ප්‍රමිත අනුගමනය කිරීම අනිවාර්ය කිරීම සඳහා විධිමත් වැඩපිළිවෙලක් සෑදීමට අමාත්‍යාංශය මේ දක්වා කටයුතු කර නොතිබුණි. තවද, ශ්‍රී ලංකාව තුළ මේ දක්වා එම ඉන්ධන වල ප්‍රමිතීන් පරීක්ෂා කිරීමේ බලයලත් ආයතනයක් ස්ථාපිත කර නොමැති අතර ඒ සඳහා විධිමත් වැඩපිළිවෙලක් සැකසීමට අමාත්‍යාංශය මේ දක්වා අපොහොසත් වී තිබුණි.
- (ඉ) 2016 අගෝස්තු 31 දිනැති හා අංක අමය/16/1576/19/06 දරන අමාත්‍ය මණ්ඩල තීරණයට අනුව බනිජ තෙල් අමාත්‍යාංශය හා මුදල් අමාත්‍යාංශය ඒකාබද්ධ යෝජනාවක්

පරිදි මහජන උපයෝගීතා කොමිසමේ නියමයන්ට අනුකූලව තුන්වන පාර්ශවයක් මගින් බනිජ තෙල් නිෂ්පාදන පිළිබඳව රසායනාගාර පරීක්ෂණ සිදු කළ හැකි අති නවීන හා අංග සම්පූර්ණ බනිජ තෙල් පර්යේෂණාගාරයක් කාර්මික තාක්ෂණ ආයතනයෙහි ස්ථාපිත කර තිබුණද, 2024 අප්‍රේල් 30 දක්වා එකී තාක්ෂණික සහය ලබාගැනීමට එම ආයතනය සමඟ එකඟතාවයකට හෝ අවබෝධතා ගිවිසුමකට එළඹීමට අමාත්‍යාංශය කටයුතු කර ඇති බවට සාක්ෂි විගණනයට ඉදිරිපත් නොවුණි.

තවද, බණිජ තෙල් නීතිගත සංස්ථාව සිය ආනයනික බණිජ තෙල්වල රසායනාගාර පරීක්ෂණ ලංකා බණිජ තෙල් තොග ගබඩා පර්යන්ත රසායනාගාරය මගින් සිදුකර තත්ව වාර්තාව ලබාගන්නා බව දන්වා ඇති අතර උක්ත පර්යේෂණායතනය ඇති කිරීමේ අපේක්ෂිත අරමුණු ඉටු වී නොමැති බව විගණනයට නිරීක්ෂණය විය.

(ඊ) 2021 නොවැම්බර් මස අමාත්‍ය මණ්ඩලය විසින් අනුමත කරන ලද, විදුලිබල අමාත්‍යාංශය විසින් 2022 ජනවාරි මස ප්‍රකාශයට පත් කරන ලද විදුලිබල කර්මාන්තයට අදාළ පොදු ප්‍රතිපත්ති මාර්ගෝපදේශවලට අනුකූලව වසර 2030 වනවිට මෙරට විදුලි ජනනයෙන් සියයට 70 ක් පුනර්ජනනීය බලශක්ති මගින් ලබාගැනීමට අපේක්ෂා කර තිබූ අතර එය අමාත්‍යාංශයේ ප්‍රධාන අරමුණු අතරටද ඇතුළත්ව තිබුණි. එසේ වුවද, අමාත්‍යාංශයේ 2023 වර්ෂයට අදාළ කෙටුම්පත් කාර්යසාධන වාර්තාව අනුව 2022 වර්ෂයේදී සියයට 52 ක්ව තිබූ විදුලිබල ජනන මිශ්‍රණය තුළ ජල විදුලිය ඇතුළු පුනර්ජනනීය බලශක්ති ප්‍රභවයන්ගේ දායකත්වය 2023 වර්ෂයේදී සියයට 51 ක් ව තිබුණි.

ඒ අනුව, වසර 2030 වනවිට විදුලි ජනනයෙන් සියයට 70 ක් පුනර්ජනනීය බලශක්ති මගින් ලබාගැනීමේ ඉලක්කය කරා ළඟාවීම අභියෝගාත්මක විය හැකි බව නිරීක්ෂණය විය.

(උ) අමාත්‍යාංශයේ එවකට අනුමත කාර්ය මණ්ඩලය තුළ ඇතුළත් නොවූ තනතුරක් සඳහා අවිධිමත් ලෙස වැඩ බැලීමේ පත්වීමක් ලබා දී වසර 07 ක් සඳහා වැටුප් වශයෙන් රු. මිලියන 2 ක මුදලක් ගෙවා තිබීම සම්බන්ධයෙන් ඉකුත් වර්ෂයේ විගණන වාර්තාවේ 3.4.(ආ) ඡේදය යටතේ නිරීක්ෂණ ඇතුළත් කර තිබුණද, 2024 අප්‍රේල් 30 දින දක්වාම එම මුදල් නැවත අයකර ගැනීමට සුදුසු ක්‍රියාමාර්ග ගෙන නොතිබුණි.

(ඌ) විදුලිබල අංශයේ සේවයේ නියුතුව සිට 2022 දෙසැම්බර් 01 දින සේවය හැර ගිය නිලධාරියකුගෙන් අය විය යුතු රු.73,350 ක මුදල සමාලෝචිත වර්ෂය තුළ අයකර ගෙන නොතිබුණි. තවද, විග්‍රාම ගීය නිලධාරීන් නිදෙනොකුගෙන් අයවිය යුතු ණය ශේෂය

රු.306,670 ක් වූ අතර ඉන් වර්ෂ 1-3 කාල පරාසයකට අයත් රු. 275,889 ක ණය ශේෂය 2021 වර්ෂයේ සිටම අය කර ගැනීමට අපොහොසත්ව තිබුණි.

4 මානව සම්පත් කළමනාකරණය

4.1 අනුයුක්ත කාර්ය මණ්ඩලය, තරාස කාර්ය මණ්ඩලය

4.1.1 විදුලිබල අංශය

(අ) 2023 දෙසැම්බර් 31 දිනට අමාත්‍යාංශයේ විදුලිබල අංශයට අදාළ අනුමත කාර්ය මණ්ඩලය 142 ක් වූ අතර තත්‍ය කාර්ය මණ්ඩලය 115 ක් වූයෙන් පුරප්පාඩු 27 ක් විය. එම මුළු පුරප්පාඩු සංඛ්‍යාවෙන් තනතුරු 10 ක් එනම් සියයට 37 ක් ජ්‍යෙෂ්ඨ මට්ටමේ පුරප්පාඩු විය. එමෙන්ම, අධ්‍යක්ෂ ජනරාල් තනතුර 2020 වර්ෂයේ සිට පුරප්පාඩුව පැවති අතර නීති නිලධාරී තනතුර 2022 වර්ෂයේ සිට සමාලෝචිත වර්ෂය අවසන් වන තෙක්ම පුරප්පාඩුව පැවතුණි. කෙසේ වුවද, එම පුරප්පාඩුවලින් තනතුරු 05 ක් 2024 මැයි වන විට සම්පූර්ණ වී තිබුණි.

(ආ) සමාලෝචිත වර්ෂය තුළ අමාත්‍යාංශයේ තෘතීයික මට්ටමේ අනුමත සේවක සංඛ්‍යාව 3 ක් වූ අතර එයින් තොරතුරු හා සන්නිවේදන තාක්ෂණ නිලධාරී තනතුර 2020 වර්ෂයේ සිට සමාලෝචිත වර්ෂය අවසන් වන තෙක්ම පුරප්පාඩුව පැවතුණි.

4.1.2 බලශක්ති අංශය

(අ) 2023 දෙසැම්බර් 31 දිනට අමාත්‍යාංශයේ බලශක්ති අංශයට අදාළ අනුමත කාර්ය මණ්ඩලය 103 ක් වූ අතර තරාස කාර්ය මණ්ඩලය 76 ක් වූයෙන් පුරප්පාඩු 27 ක් විය.

(ආ) ඉහත පුරප්පාඩු තනතුරු 27 න් තනතුරු 22 ක් ජ්‍යෙෂ්ඨ මට්ටමේ හා ද්විතීයික මට්ටමේ පුරප්පාඩු තනතුරු වූ අතර එය මුළු පුරප්පාඩු තනතුරු සංඛ්‍යාවෙන් සියයට 81 ක් පමණ වී තිබුණි. එමෙන්ම, ජ්‍යෙෂ්ඨ මට්ටමේ පුරප්පාඩු සංඛ්‍යාව ඒ සඳහා අනුමත වූ කාර්ය මණ්ඩලයෙන් සියයට 48 ක් වී තිබූ අතර අධ්‍යක්ෂ ජනරාල් (සැලසුම්), ප්‍රධාන මූල්‍ය නිලධාරී, ජ්‍යෙෂ්ඨ සහකාර ලේකම් (සංවර්ධන), ප්‍රධාන ඉංජිනේරු, නියෝජ්‍ය/සහකාර අධ්‍යක්ෂ (ප්‍රසම්පාදන), සහකාර ලේකම් (සංවර්ධන) තනතුරු 03 ක්, සහකාර අධ්‍යක්ෂ (IT) ගණකාධිකාරී සහ අභ්‍යන්තර විගණක ඇතුළු ජ්‍යෙෂ්ඨ මට්ටමේ තනතුරු 11 කින් සමන්විත වූ අතර මෙම තත්ත්වය අමාත්‍යාංශයේ කාර්යසාධනය කෙරෙහි අහිතකර ලෙස බලපානු ඇත.

4.1.3 වෙනත් පාර්ශවයන්ගෙන් ලබාගත් මානව සම්පත්

- (අ) සමාලෝචිත වර්ෂය තුළ අමාත්‍යාංශයේ අනුමත කාර්යය මණ්ඩලයෙන් බැහැරව ලංකා විදුලිබල මණ්ඩලයට අනුයුක්ත සේවකයින් 18 දෙනෙකු අමාත්‍යාංශයේ සේවයට යොදවාගෙන තිබූ අතර එක් සේවකයකු 2011 වර්ෂයේ සිට 2023 වර්ෂය දක්වා වර්ෂ 12 ක ආසන්න කාලයක සිට අමාත්‍යාංශයට අනුයුක්තව සේවයේ යෙදී තිබුණි.
- (ආ) විගණනය සඳහා ඉදිරිපත් කරන ලද තොරතුරු අනුව ලංකා විදුලිබල මණ්ඩලයේ අධ්‍යක්ෂ මණ්ඩල තීරණ මත දීර්ඝ කාලයක පටන් අමාත්‍යාංශයේ ඉල්ලීම මත අමාත්‍යාංශයේ පුද්ගලික කාර්යය මණ්ඩලය සඳහා වැටුප් හා දීමනා ලංකා විදුලිබල මණ්ඩලය මගින් ගෙවීමේ පදනම මත සේවකයින් නිදහස් කර තිබුණි. එසේ වුවද 2021 නොවැම්බර් 16 දිනැති රාජ්‍ය ව්‍යාපාර චක්‍රලේඛ අංක 01/2021 මෙහෙයුම් අත්පොතෙහි 3.5 අනුව රාජ්‍ය ව්‍යවසායන්හි සේවකයින් අදාළ අමාත්‍යාංශයට හෝ වෙනත් ආයතන වෙත අමාත්‍ය මණ්ඩල අනුමැතියට යටත්ව නිදහස් කළ යුතු අතර රාජ්‍ය ව්‍යවසාය විසින් නිදහස් කරන කාලය සඳහා කිසිදු ගෙවීමක් නොකල යුතු බව දන්වා ඇතත් විදුලිබල හා බලශක්ති අමාත්‍යාංශය විසින් ලංකා විදුලිබල මණ්ඩලයට අනුයුක්ත සේවකයින් 29 දෙනෙකු අමාත්‍ය මණ්ඩල අනුමැතියකින් තොරව සේවයේ යොදවාගෙන තිබුණි.



එස්. රත්නවීර
ජ්‍යෙෂ්ඨ සහකාර විගණකාධිපති
විගණකාධිපති වෙනුවට

Power Section

No.437, Galle Road,
Colombo 03

Telephone No - 011 2574922

Fax - 011 2574741

E-mail - info@powermin.gov.lk

Energy Section

No. 80, Sir Ernest De Silva Mawatha,
Colombo 07

Telephone No - 011 2370033

Fax - 011 2372115

E-mail - info@energymin.gov.lk