



මිනුම් ඒකක, ප්‍රමිති හා සේවා දෙපාර්තමේන්තුව
அளவீட்டு அலகுகள், நியமனங்கள் மற்றும் சேவைகள் திணைக்களம்
MEASUREMENT UNITS, STANDARDS AND SERVICES DEPARTMENT

වෙළෙඳ, වාණිජ හා ආහාර සුරක්ෂිතතා අමාත්‍යාංශය
வர்த்தக, வணிக மற்றும் உணவு பாதுகாப்பு அமைச்சு
MINISTRY OF TRADE, COMMERCE AND FOOD SECURITY

Metrology in the Digital Era



2022

කාර්යසාධන වාර්තාව සහ වාර්ෂික ගිණුම්
செயலாற்று அறிக்கைகளும் ஆண்டு கணக்குகளும்
PERFORMANCE REPORT AND ANNUAL ACCOUNTS

CONTENT

Message of the Director	1
--------------------------------------	---

CHAPTER 01 - INSTITUTIONAL PROFILE

INTRODUCTION

1.1 Introduction	4
1.1.1 Metrology	4
1.2 The Department and its Role	4
1.3 The Legal framework in which the institution is established	6
1.4 Goals of the institution	6
1.5 Vision, Mission, Objectives of the Department	7
1.6 Key Functions	7
1.7 Organization Chart	22
1.8 Contact details of district offices	24
1.9 Details of the Foreign Funded Projects	25

CHAPTER 02 - PROGRESS AND THE FUTURE OUTLOOK

2.1 Establishment of Traceability of Measurements in the National Measurement Laboratory	30
2.2 Participation to Inter Laboratory Comparisons	30
2.3 Development Affairs - 2022	31
2.4 Training and Consultancy Conducted by NML in 2022	31
2.5 Progress of International Relationships in 2022	32
2.6 Revenue Of Calibration Services Provided By NML in 2022	35
2.7 Pre packaging, vehicle emission and speed measuring equipment income of the National Measurement Laboratory	39
2.8 Pattern Approval of Weighing and Measuring Instruments in 2022	39
2.9 Verification Income from 2021 to 2022	40
2.10 Number of units verified in 2019-2022	41
2.11 Amount of Raids and cases in 2021-2022	43
2.12 Awareness Programe - 2022	46
2.13 Quarterly progress of Awareness Programmes - 2022	47
2.14 Distribution of Private Entrepreneurs Engaged in Commercial Activities - 2022	48
2.15 Registrations of Private Entrepreneurs Engaged in Commercial Activities - 2022	49

CHAPTER 03 - OVERALL FINANCIAL PERFORMANCE FOR THE YEAR

3.1 Statement of Financial Performance (Consolidated Fund)	51
3.2 Statement of Financial Performance(Measurement Units,Standards and Services Fund)	58
3.3 Auditor’s Report	64

CHAPTER 04 - PERFORMANCE INDICATORS

4.1 Performance indicators of the Institute (Based on the Action Plan)	83
--	----

CHAPTER 05 - PERFORMANCE OF THE ACHIEVING SUSTAINABLE DEVELOPMENT GOALS (SDG)

5.1 The Identified respective Sustainable Developments Goals	85
--	----

CHAPTER 06 - HUMAN RESOURCE PROFILE

6.1 Cadre Management - The cadre composition - 2022	89
6.2 Human Resources Development	93

CHAPTER 07 - COMPLIANCE REPORT	98
---	-----------

Message of the Director

Welcome to the Measurement Units, Standards & Services Department's Annual Report for the year 2022. Although 2022 was an year comprised of a pile of internal issues along with the end of an adverse global pandemic, it was a period which created a transitional transformation and a progress in many objectives of the Department. We continued on innovations while, following the government expenditure management guidelines related to the economic crisis, all activities related to Metrology were strengthened by us. We streamlined our procedures and operations, while that dedication contributed for strong physical and financial progress. Our vision is to implement a well-protected customer community through an accurate and reliable measurements. We are, at present, an institution with annual earnings of approximately LKR 400M and a trans disciplinary staff comprised of nearly 370.

As in any other country, metrology system in Sri Lanka has three levels such as scientific metrology, industrial metrology and legal metrology. Measurement Units, Standards & Services Department (MUSSD) is Sri Lanka's National Metrology Institute and brings together these three levels of metrology under a single organization. MUSSD plays the role of the Central Metrology Authority and is empowered for scientific metrology and legal metrology as well as the coordination of industrial metrology. Establishment, maintenance, and dissemination of national measurement standards towards sectors such as industrial, health and environmental protection in Sri Lanka are executed by the National Measurement Laboratory (NML) established under MUSSD.

The new building complex including the National Measurement Laboratory and the administration buildings of this Department which was established in the proposed techno city at Pitipana, Homagama in December, 2015 to execute the Act bearing No.35 of 1995, maintains and establishes the national measurement standards as per the international standards, acting as the supreme Metrology Authority of Sri Lanka while, ensuring the justice and equity for producers, dealers, measurements and other service providers through regulation and service activities based on measurements in order to uplift the living standards and the standard of Sri Lankans.

Having investigated on the national strategic plans presented with the intention of achieving national objectives by the government of Sri Lanka, we have identified that Metrology plays an enormous role for the strategy called "people centric economy" as per the sustainable development goals of United Nations on poverty. Accordingly, we paid a special attention to revive the trade sector of the economy even amidst the climax of the past economic crisis, while it will be continued further to ensure the reliability of internal trade of Sri Lanka.

I am very proud of these accomplishments while, those will be reflected in this year's Annual Report as well.



S.N.Akuranthilaka
Director of Measurement Units, Standards & Services



**Measurements Units, Standards and Services Department
Performance Report and Annual Accounts - 2022**

1

Institutional Profile

The aim of this report is to present the basic policy, projects and programmes of Measurement Units, Standards & Services Department (MUSSD) which have been implemented and to report the progress of the department in the year 2022.

1.1. Introduction

1.1.1. Metrology

Metrology is the science of measurements and its applications. Measurements related to various physical quantities such as mass, length, time, pressure, volume, electric current, temperature & electric resistance, etc are frequently necessary for daily life activities. All the scientific research and regulatory activities carried out internationally and locally for sustaining a unity of physical quantities and units can be defined as Metrology.

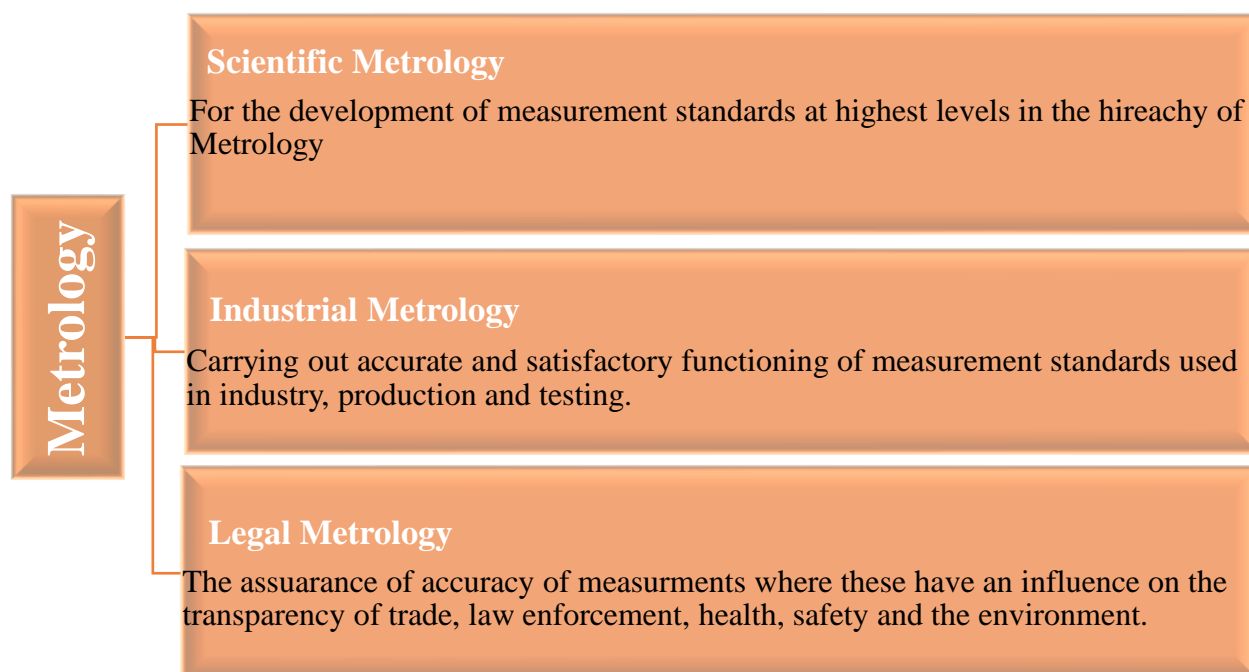


Figure 1: Categories of Metrology

Metrology can be mainly divided into three sub sectors as mentioned above. There is an institution bearing responsibility on defining the national measurements system in every country and establishing, maintaining and disseminating them as national measurement standards in that country. It is generally known as National Measurement Institute (NMI). In Sri Lanka, such obligation is born by the *Measurements Units, Standards and Services Department*.

1.2 The Department and its Role

Measurement Units, Standards and Services Department (MUSSD) was established under the Measurement Units, Standards and Services Act No. 35 of 1995. MUSSD functions under the purview of ministry of Trade, Commerce and Food Security.

MUSSD has moved to the Science Center of Tech City in Mahenawatta, Pitipana, Homagama in December 2015 from the old premises situated at Colombo 05 (area of 135 perches) due to insufficiency of building and land space to accomplish the national requirements and the future developments of the field of Metrology.



Figure 2: Location of Tech City (Source: Innovation hub of Asia- Tech City Sri Lanka Western Region Tech City Development Project)

The department is responsible for providing accurate and reliable measurement procedures and metrology services, safeguarding the interests of the consumer by imposing relevant rules and regulations, maintaining and updating the National Measurement Standards in conformity with the international measurement system while implementing the provisions of the Units of Measurement, Standards and Services Act No. 35 of 1995.

In terms of the Section (3) of part II of the Measurement Units, Standards and Services Act No. 35 of 1995, the laboratory inside the Measurement, Standards and Services department is known as the National Measurement Laboratory. As per the Section III of the said Act, the department shall be responsible for the establishment of national measurement standards, maintenance and dissemination, as per the Section IV usage of measurements in trade and as per the Section V and VI, usage of industrial sector. Accordingly, the department shall be responsible for the National Measurement System consisting of three sector called scientific metrology, industrial metrology and legal metrology.

Recognition of measurements and national standards related to them used in Sri Lanka, defining and establishment of such measurements and standards, its maintenance and dissemination is conducted by the National Measurement Laboratory established under the department. Apart from that, calibrations and verification services for measuring instruments used in fields such as industry, engineering, environment, health protection, road safety, etc are provided by MUSSD.

Further, the recommendations of the International Organization of Legal Metrology (OIML) are followed in legal metrological activities while, pattern approval of electronic and mechanical weighing and measuring instruments, and initial and annual verification of such instruments are conducted according to those recommendations.

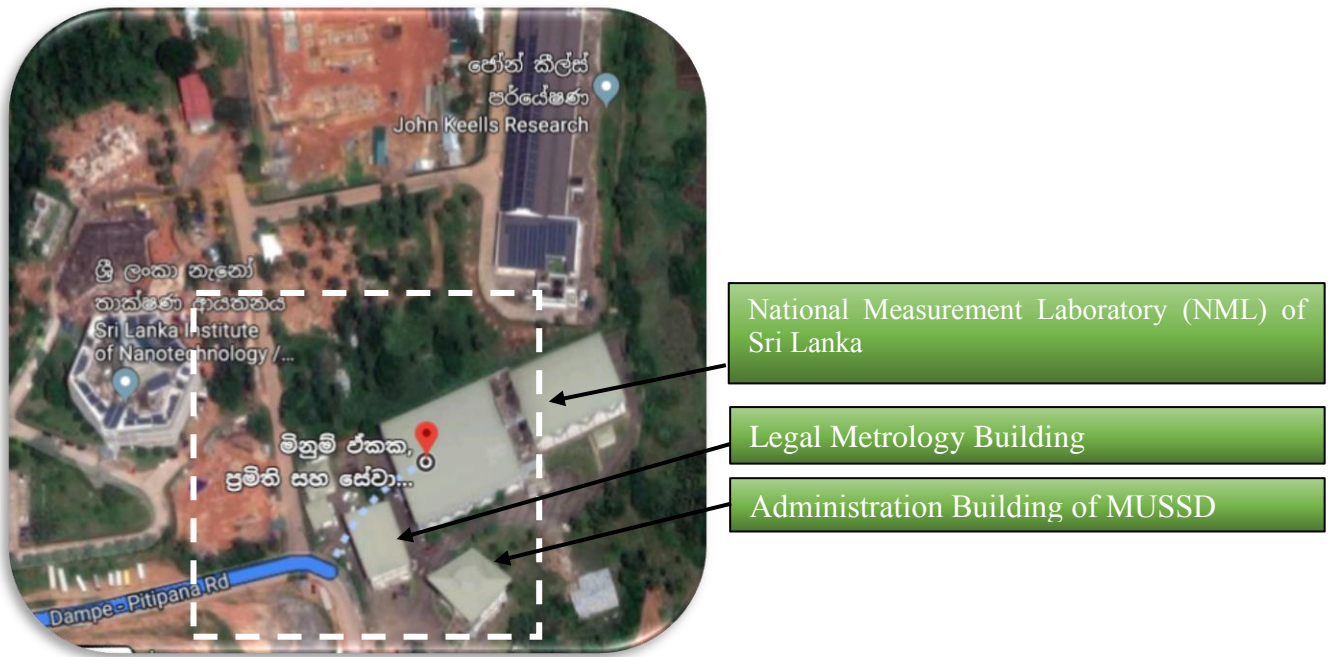


Figure 3 : Measurement Units, Standards and Services Department (MUSSD)

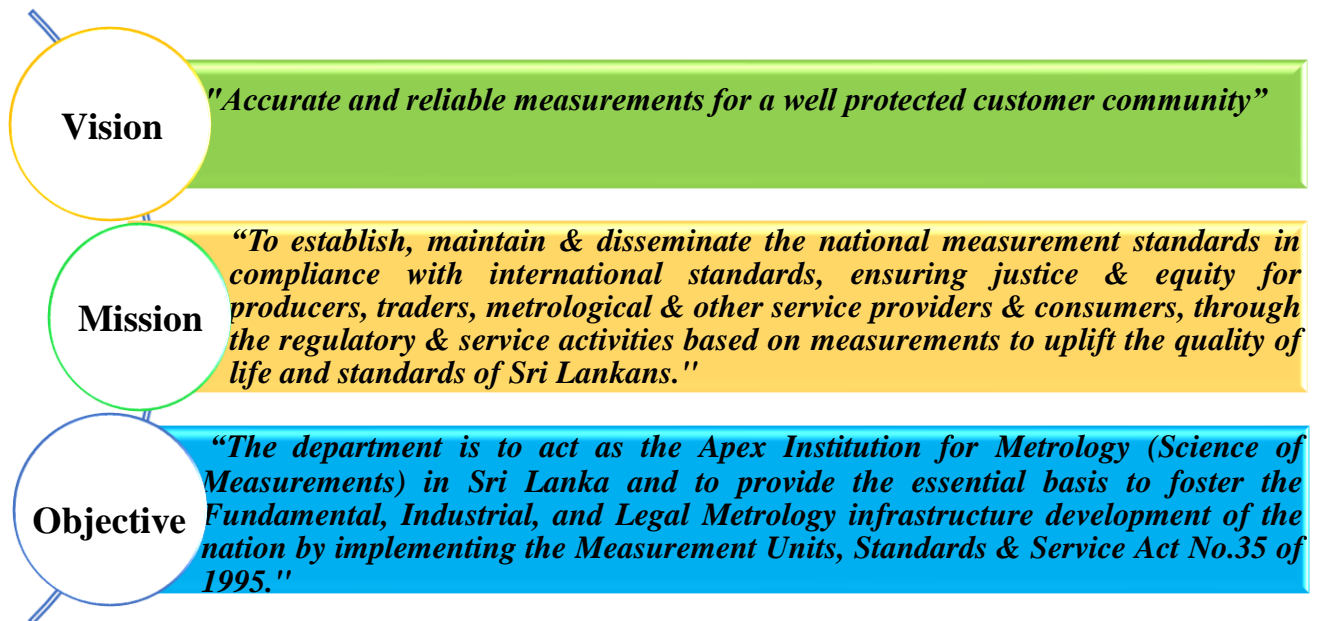
1.3 The Legal framework in which the institution is established

Measurement Units, Standards and Services Department is established by the **Measurement Units, Standards and Services Act No. 35 of 1995**

1.4 Goals of the institution

Establishment of the National Measurement System of Sri Lanka as per the international measurements system and regulation.

1.5 Vision, Mission, Objectives of the Department



1.6 Key Functions

MUSSD as the apex Institution for Metrology in Sri Lanka bears the responsibilities of the following functions.

1.6.1 Scientific Metrology

This is the most important sector of Metrology. Scientific Metrology is the field on establishing measurement unit systems and quantity systems, conducting researches on Metrology, discovering new measurement methodologies, recognition of international and national standards, definition, establishment and dissemination to the users of such standards while keeping its accord. Moreover, scientific metrology covers theoretical and practical aspects of identification and resolving measurement problems and related issues.

There are several measures taken to fulfill the above functions related to Scientific Metrology.

01. Establishment of National Measurement System and measurement units of the country by formation the National Measurement Laboratory
02. Representation, establishment, maintenance and dissemination of National Measurement Standards
03. Establishment and maintenance of the National Measurement Standards in compliance with the utility of International Measurement Standards (SI)
04. Dissemination and promotion of measurement parameters and technology necessary for different fields

- 05. Upgrading the calibration and measurement capabilities (CMC) by participating in international bilateral and multilateral inter-comparisons related to various quantities
- 06. Metrology research activities
- 07. Generating Sri Lanka Standard Time and broadcasting via www.sltime.org

1.6.1.1 National Measurement Laboratory (NML)

MUSSD operated National Measurement Laboratory with 66 laboratory rooms in its new premises in Mahenawatta, Pitipana, Homagama to establish national unit system, to establish national measurements unit system, calibration and testing laboratories, regulatory bodies, to maintain traceability to industrial and legal metrology sectors and dissemination. Currently, MUSSD operates 28 laboratories for 12 measurement fields.

National Measurement Laboratory

Laboratory	Head of Laboratory	Contact Details
Mass	Mr. R. D. M. Alanka	0112-182262
Dimensional	Mr. A. D. D. Naminda	0112-182267
Time-and Frequency	Mr. R. G. S. A. Perera	0112-182265
DC Electricity	Mr. R. G. S. A. Perera	0112-182265
Temperature	Mr. S. N. Akuranthilaka	0112-182253
Pressure	Ms. J. S. M. Silva	0112-182264
Volume	Mr. H. L. I. S. Sampath	0112-182266
Electric Power and Energy	Mr. R. D. M. Alanka	0112-182262
Chemical	Mr. S. D. I. Dias	0112-182258
Gas	Mr. R. G. S. A. Perera	0112-182265
Humidity	Ms. K. S. Mallawarachchi	0112-182263
Pattern Approval	Mr. R. G. S. A. Perera	0112-182265

Table 1

Standards of National Measurement Laboratory

Measurement	Primary/Secondary Standards
Mass	1 kg national prototype of kilogram 1 mg – 20 kg E1 weight set.
Length	He/Ne Lazer light K Standard gauge block <ul style="list-style-type: none"> • K steel from 0.5 mm to 100 mm • K steel from 400 mm to 500 mm • K Tungsten Carbide from 0.5 mm to 100 mm • K Tungsten Carbide from 1 mm to 100 mm special • 00 Ceramic from 0.5 mm to 100 mm • 00 Tungsten Carbide from 0.5 mm to 100 mm 0.1 mm micro line scales
Time & Frequency	Cs – Primary frequency stranded, Rb - Primary frequency stranded
Temperature	7 fixed points cover Mercury triple point to Aluminium freezing point (-38.834 °C to 660.323 °C)
DC Electricity	Transfer standard (Up to 1000 V and 20 A) 1 V, 10 V – Zener DC voltage reference Resistance Standards up to 1 GΩ
Pressure	Hydraulic pressure balance range 200 MPa Pneumatic pressure balance range 7 MPa Pneumatic pressure balance range 175 kPa
Volume	Micro pipette calibration unit – mass measurement method (1 µL to 1 mL) Volumetric equipment calibration - mass measurement method (1 mL - 500 L) Volumetric equipment calibration – Volumetric Method (2 L - 5000 L)
Electrical power and energy	Comparator on electrical power and energy (Up to 10 mA to 120 A, 300V) MTE K2006 Three phase comparator (0.01%)
Chemical	Secondary Conductivity Solutions - pH-0-14 Alcohol in blood (Reference Solutions - Alcohol in blood)- 50 mg/100 mL, 80 mg/100 mL, 150 mg/100 mL Secondary Conductivity Solutions
Humidity	Humidity rooms (-40 °C – 180 °C) equipments measuring humidity 10 % - 90 % RH

Table 2

1.6.1.2. Establishment of Traceability of Measurements

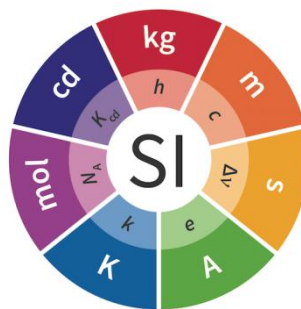
Establishment of measurements traceability for measurements in Sri Lanka is a responsibility of National Measurement Laboratory. Sri Lanka standards maintained at the National Measurement Laboratory are calibrated by a National Measurement Laboratory of a foreign country according to the Measurement Units, Standards and Services Act. The foreign national measurement laboratory should be an internationally accepted laboratory by publishing Calibration and Measurement Capabilities (CMCs) in key Comparison Data Base (KCDB) of Bureau of Weights and Measures (BIPM) website.

1.6.1.3 Participation of Inter-Laboratory Comparisons

Inter laboratory comparisons are exercised to maintain the equality of measurements done by calibration and testing laboratories.

The National Measurement Laboratory participates in international inter comparisons to demonstrate that measurements done in Sri Lanka has similar values with measurements done in other countries. This is important to prove the competence of measurements done in Sri Lanka to reduce trade barriers in international trade. Furthermore, National Measurement Laboratory facilitate local inter laboratory inter comparisons exercise to verify the accuracy of calibration certificates issued by local calibration laboratories.

1.6.1.4 Maintenance of SI units



The definitions of SI units in current usage were decided to revise at the 26th session of the General Conference on Weights and Measures (CGPM) held on 16th November 2018. Accordingly, they agreed to revise the SI units, changing the definition of the kilogram, the ampere, the kelvin, and the mole.

All SI units are defined in terms of constants that describe the natural world from 20 May 2019 from this decision that was made at the 26th session of the General Conference on Weights and Measures (CGPM). This will assure the future stability of the SI and open the opportunity for the use of new technologies, including quantum technologies, to implement the definitions. The seven defining constants of the SI are given in Table 3.

Seven defining constants of the SI

Defining constant	Symbol	Numerical value	Unit
Ground-state hyperfine transition frequency of Cs -133	ΔV_{Cs}	9 192 631 770	Hz
Speed of light in vacuum	c	299 792 458	m s ⁻¹
Planck constant	h	6.626 070 15 x 10 ⁻³⁴	J s
Elementary charge	e	1.602 176 634 x 10 ⁻¹⁹	C
Boltzmann constant	k	1.380 649 x 10 ⁻²³	J K ⁻¹
Avogadro constant	N_A	6.022 140 76 x 10 ²³	mol ⁻¹
Luminous efficacy	K_{cd}	683	lm W ⁻¹

Table 3

1.6.1.5 Generation and Broadcasting the Standard Time of Sri Lanka

MUSSD possesses the honor to be the pioneer of generating and broadcasting the Standard Time in Sri Lanka since 2011. Sri Lanka Standard Time was launched by Time and Frequency Laboratory of NML as a new project in order to establish the island wide unity of time. For the purpose a Rubidium Atomic Clock has been established to generate the accurate time in Sri Lanka in accordance with Universal Time Coordinates (UTC) and the new website www.sltime.org was launched in April 2011 to broadcast the accurate time. People are now able to set their time correctly via the website at any time of the day. All the respective parties are informed to set their clocks with accurate time using the website.

Presently time system consists of Cesium primary frequency standard. Time system was calibrated and now contributing to determination of UTC (Coordinated Universal Time) at BIPM. Time links to BIPM has been established for the traceability. NTP (Network Time Protocol) servers were established to dissemination of accurate time.

1.6.1.6 Research and Developments

Experiments are conducted to assure the quality of maintenance and distribution of various measurement standards of National measurement laboratory. Further, calibration procedures are developed frequently to calibrate measuring instruments used in the industry.

Thermometrical Metrology Sector

- Provision of required consultation to domestic producers / assemblers on Digital Industrial Thermometers and initiation of research and development process required to direct their products to the foreign market.

Dimensional Metrology Sector

- Introduction of a method for Depth Caliper calibration - Using Gauge blocks.
- Testing of a new method to calibrate Lever Type Dial Test Indicator - using High Resolution Micrometer
- Steps of the initial stage were taken along with ACCIMT institution to renovate Automatic Gauge Block Interferometer equipment system.
- Academic affairs of measuring the flatness of a Granite plate by the Laser Interferometry method.
- Studying the way of using magnification on a linear scale for Zoom Lupe calibration.
- Creation of a associated standard package for the calibration of Stadiometer which is an equipment of measuring ordinary length and initiation of Stadiometer calibration using them.
- Studying a new methodology for Depth Micrometer calibration and obtaining measurements through it.
- A study on SILO, a large-scale storage system used for grain (V) storage, and a study on a SILO unit capacity measurement method.- Measurement study conducted at rice producing establishments in Polonnaruwa district (in association with Volumetric Department)
- A study on measuring the thickness of a pair of internal measuring jaws of M-type calipers - The thickness (plate width) of these inner jaws was measured using a kinetic microscope. Therefore, the purpose of this is to find the error that occurs in the measurement of cavities.
- Fundamental studies of obtaining Variation-in-Length (VIL) relevant to Gauge Block calibration.
- With the participation of Dr. C.S. Kang, specialist in length measurement affairs, APMP Peer Review was conducted for SLAB Accreditation qualification.

Metrology Sector on Electric Power and Energy

- A study of Intermediate checks for Power Meters conducted by a Jayawardanepura University student with the National Metrology Laboratory.

Volumetric Metrology Sector

- Introduction of a new method for calibration of large parallel cylindrical tanks.
In addition to the volumetric method used for the calibration of large size tanks, the geometric method was introduced and accordingly the calibration of large size parallel cylindrical tanks was started.
- Introducing a methodology for measuring the accuracy of flow meters.
Purchasing a flow meter and a water pump required to measure the accuracy of flow meters and developing the necessary facilities to carry out tests related to measuring the accuracy of flow meters.

Metrology Sector on DC Electricity

- Facilitation of university final year projects.
 - Accurate and stable resistance calibration and factors affecting accuracy and stability
- Project on improvement of accuracy and stability of standard voltage
- Project on obtaining standard voltage and current standards by resistance
- High Frequency Standardization Project

Metrology Sector on Pressure

- Establishing a methodology and equipment plan for the calibration of pressure equipment used to measure environmental atmospheric pressure.

1.6.2 Activities of Industrial Metrology

Industrial Metrology concerns how to apply measurement science to manufacturing and industrial processes. Ensuring the compliance of use of measuring instruments, industrial metrology addresses the application of measuring instruments in industry, and quality control of them. There the management of measuring instruments and industrial calibration are done according to the requirements of a quality production process.

Activities carried out by the department related to Industrial Metrology are as follows.

1. Providing necessary laboratory facilities for calibration of weights, measures, weighing and measuring instruments/systems used in production industry (including laboratory calibrations and onsite calibrations)
2. Inspection and verification of large-scale measuring instruments established in production and service industries
3. Providing necessary training and consultancy on resolving measurement problems raised in industrial measurements


1.6.2.1 Industrial Calibrations



Calibration facilities for pressure gauges, thermometers, weights, scales and length measuring instruments, electrical measuring instruments, moisture meters, laboratory balances etc; which are used in industry, engineering or any other related field are now available at MUSSD. Calibration certificates are also issued with such calibrated instruments.








Industrial calibration is one of the main services provided by the National Measurement Laboratory. The calibration provided by NML is given below. Amendments of calibration charges are as per the extraordinary gazette No. 1921/54 dated 2 July 2015. Measures are being taken to revised the charges at present.



The updated services provided by NML by the end of 2022

Name of the Laboratory		Calibration Facilities provided
1	Thermometry Laboratory 	<ol style="list-style-type: none"> 1. Clinical Thermometer 2. Digital Thermometers 3. Dial thermometer probe 4. RTD & Thermocouple Thermometer 5. Liquid in Glass Thermometer 6. Maximum Registered Thermometer 7. Min Max Thermometer 8. Wall Thermometer 9. Surface Probe 10. Infrared Thermometer 11. Standard Platinum Resistance Thermometer (Comparison Method) 12. Standard Platinum Resistance Thermometer (Fixed Point Method) 13. Industrial Thermocouple (Comparison Method) 14. Industrial Thermocouple (Fixed Point Method) 15. Liquid & Dry Block Calibration Bath 16. Temperature Chart Recorder 17. Laboratory Oven & Furnace 18. Autoclave 19. Incubator & Water Bath 20. Deep Freezer & Refrigerator (Single Chamber, Dual or more Chambers) 21. Cold Room (Room Temperature Measurement)

		22. Cold Room (With Thermal Switch Indicator) 23. Thermal Switch/Controllers 24. Data Loggers
2	<p>Electric Power and Energy Laboratory</p> 	1. kWh meter (single phase) 2. kWh meter (Three phase) 3. kVA meter (Three phase) 4. Portable power/energy meter (single phase) 5. Portable power/energy meter/energy (Three phase) 6. Reference Meter (Used in meter testing benches/single phase) 7. Reference Meter (Used in meter testing benches/three phase) 8. Energy Meter (laboratory/stationary/single phase) 9. Energy Meter (laboratory/stationary/Three phase) 10. Power Meter (Lab/ stationary/ single phase/ /Mobile) 11. Power Meter (Lab/ stationary/ three phase/ /Mobile) 12. Harmonic related measurements
3	<p>Volumetric Laboratory</p> 	1. UnSubdivided Measures 2. Volumetric measures 3. Measuring cylinders 4. Provers and large volume tank 5. Micropipettes, Pipettes & Burettes

<p>4</p>	<p>Pressure Laboratory</p> 	<p>As per ISO 17025:2017, accreditation and international recognition was obtained. The following calibration services are provided by this laboratory.</p> <ol style="list-style-type: none">1. Gas Pressure gauges2. Hydraulic Pressure gauges3. Mercury Blood Pressure Meter4. Digital Blood Pressure Meter5. Barometric Pressure Measuring Devices6. Vacuum Pressure gauges (-100 kPa)7. Absolute pressure gauges
<p>5</p>	<p>Mass Laboratory</p> 	<ol style="list-style-type: none">1. Weights (OIML Class E2, F1, F2, M)2. Industrial Weights (stainless steel / other)3. Balances – Electronic & Mechanical (OIML accuracy class I, II, III & III)4. Paper Scale5. Crane Scale6. Hanging Scale7. Weighbridges8. Button Puller machine9. Hopper Scale

<p>6</p>	<p>Dimension Laboratory</p> 	<ol style="list-style-type: none"> 1. Gauge Blocks 2. Measuring Ruler 3. Measuring Tapes 4. Calipers 5. Micrometers 6. Height gauges 7. Indicator gauges 8. Thickness gauges 9. Bore gauges 10. Filer gauges 11. Flatness measurements 12. Microscopes 13. Parallax measurements 14. Line gauges
<p>7</p>	<p>DC Electrical Laboratory</p> 	<ol style="list-style-type: none"> 1. Voltmeter (Direct Current/ Alternating current) 2. Ammeter (Direct Current/ Alternating current) 3. Ohmmeter 4. Multi-meter 5. Resistor 6. Voltage Sources 7. Current Sources 8. Resistance Sources
<p>8</p>	<p>Electric Time and Frequency Laboratory</p> 	<ol style="list-style-type: none"> 1. Time/ stop watch 2. Frequency/ Tachometer 3. Oscilloscope 4. Waves generator

<p>9</p>	<p>Chemical Laboratory</p> 	<ol style="list-style-type: none">1. Alchoyzers2. pH meters3. Conduetivity meters4. Conducting of Proficiency Testing for laboratories
<p>10</p>	<p>Humidity laboratory</p> 	<ol style="list-style-type: none">1. Digital Hygrometers2. Dry -Wet Bulb Thermometer


<p>11</p>	<p>Gas Standards Laboratory</p> 	<p>O₂, CO₂, CO, HC measuring equipment</p>
------------------	--	--

Table 4

1.6.3 Activities of Legal Metrology

Legal Metrology concerns the field of legal control of measurement. It is the process of certifying measures and measuring instruments to be complied with measurement laws in the country after the inspection of such instruments and measures according to the legal requirements on the use of measuring instruments. Necessary legal provisions have been provided via the Act No. 35 of 1995. Accordingly, law and regulations made are implemented throughout the sectors like health, public safety, environment, enabling taxation, protection of consumers and fair trade.

Activities under legal metrology implemented by Measurement Units, Standards & Services Department have been defined in the Act and its regulations. Weighing and measuring found in all the commercial transactions are controlled by the measurement law. Accordingly, the Act empowers the department to regulate legal metrological activities in the following ways.

01. Calibration of working standards and maintenance of such standards in district basis
(According to the Act, the District Secretary serves as the Superintendent of Measurement Units, Standards and Services and working standards are kept under the custody of him)
02. Initial and annual verification of weights, measures, weighing and measuring instruments used in trade
03. Registration of manufacturers, importers, repairers and sellers of weights, measures, weighing and measuring instruments used in trade annually
04. Protect consumers by implementing the penal section of the act

05. Consumer and trader awareness on Legal Metrology
06. Granting pattern approval of weights, measures, weighing and measuring instrument used in trade and industry (This service is provided by the National Measurement Laboratory)
07. Inspection and control of pre-packed commodities
08. Verification of measuring instruments related to road safety and health sector
09. Prosecution against persons who commit fraud measurements by conducting market raids

1.6.3.1 Re-verification of Working Standards

Working standards used for verifying weights, measures and weighing and measuring instruments related to trade and industry have been retained under the custody of secretary of each district in the country. Calibration of working standards is done at the National Measurement Laboratory. Working standards include standard weights, standard volume measures, and standard-length measures.

1.6.3.2 Pattern Approvals

The pattern approval is an attestation of any weight, measure or weighing/measuring instrument by a recognized laboratory after performing pattern test to check whether they are in conform with the measurement law in Sri Lanka, before they are sent to the market by a manufacture or before they are imported. Pattern approval is a technical assessment. The original model of the instrument is undergone through a series of tests at the National Measurement Laboratory. The design and the structure of each of the components of the instrument are checked against the recommendations on type approval defined by the International Organization of Legal Metrology (OIML). Subsequently, based on the evaluation of the test results a pattern approval is granted by MUSSD for the intended weights, and measuring instruments including vehicle emission testing units and fuel dispensers.

1.6.3.3 Verifications, Inspections, and Raids of Weighing and Measuring Instruments Conducted on District Basis

Verification of weights, measures, weighing and measuring instruments used in trade is done by Inspectors of Measurement Services and Devices who assume duties at Measurement Units, Standards & Services Divisions of each District Secretariat. Field/mobile verification facilities are also provided at the verification centers established with the approval of the district secretary as well as service representatives as requested. Moreover, a mobile verification unit for weighbridges has been commissioned to verify annually all weigh bridges placed in every district. All fuel dispensers mounted at every fuel station in the country are verified once every year. For the particular purpose, a mobile Fuel Dispensers Verification Unit has been introduced. Also, emission testing equipment verification services are maintained.

Inspections and raid programmes are implemented by MUSSD to ensure that the weights, measures, weighing and measuring instruments used in the country are utilized in conformity with the weights and measures laws and regulations of the country. These programs help in consumer protection as well as maintaining an accurate measurement system in the country.

1.6.3.4 Inspection of Pre-Packed Commodities

The commodities that have been packed before selling to the consumers are called Pre-Packed Commodities. Inspection of pre- packages is performed according to OIML recommendations to verify whether the net content (weight, volume, length etc.) mentioned on the package is actually available inside the package. When inspecting pre-packages, net contents of pre-packages that are arbitrary sampled from pre- packed goods available in the market are measured. Here number of pre- packages specified in the regulations are inspected and statistically analyzed. The final decision on the pre-packages by the department after would be based on the statistical analysis and regulations made on prepackages by the department after comparing the net content and the results against the recommended tolerance/permissible error. Further details are referred to the extraordinary gazette No. 1235/13 dated 06 May 2002 & No. 1499/7 dated 29 May 2007.

1.6.3.5 Registration of Private Entrepreneurs Engaged in Commercial Activities Controlled Over Legal Metrology

Any organization or individual who is engaged in selling, manufacturing, importing or repairing of weights, measures, weighing and measuring instruments must register the names in the department as per section 21 of the Measurement Units, Standards and Services Act prior to 01st of January on each year. For that, the person must apply via a prescribed application form determined by the Director of Measurement Units, Standards and Services and the corresponding fees must be paid. The certificate issued in such registrations will be expired on 31st December of the year.

Before starting a business of repairing weights or measuring instruments, a person should appear for a practical examination conducted by MUSSD to prove his competencies and qualification related to such repair activities. Examination fees should be paid by the person.

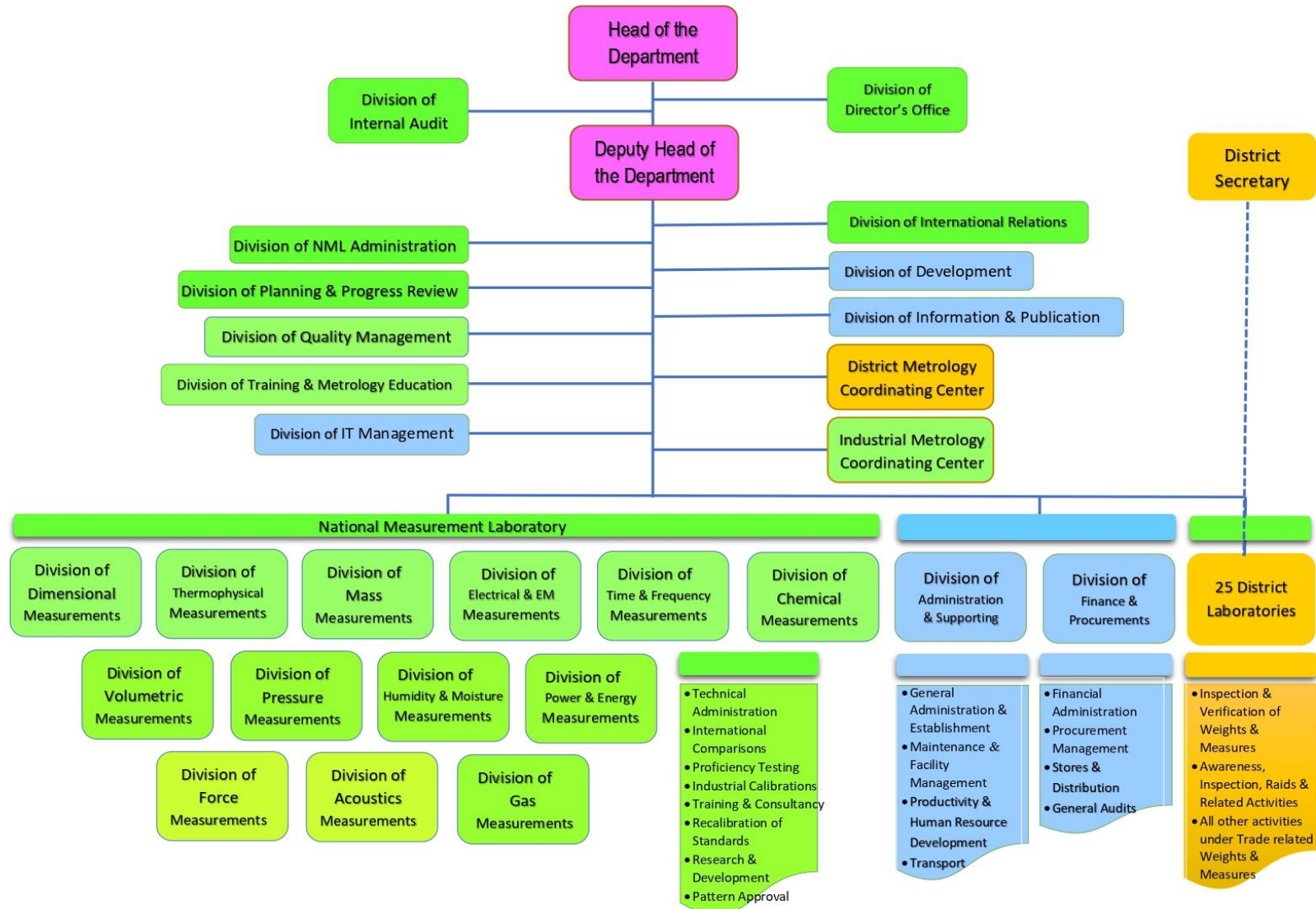
Further, the workshop/ factory of the applicant is inspected by the officers of MUSSD to check whether the necessary tools and equipment are readily available for the repair purposes of weights, measures, weighing and measuring instruments.

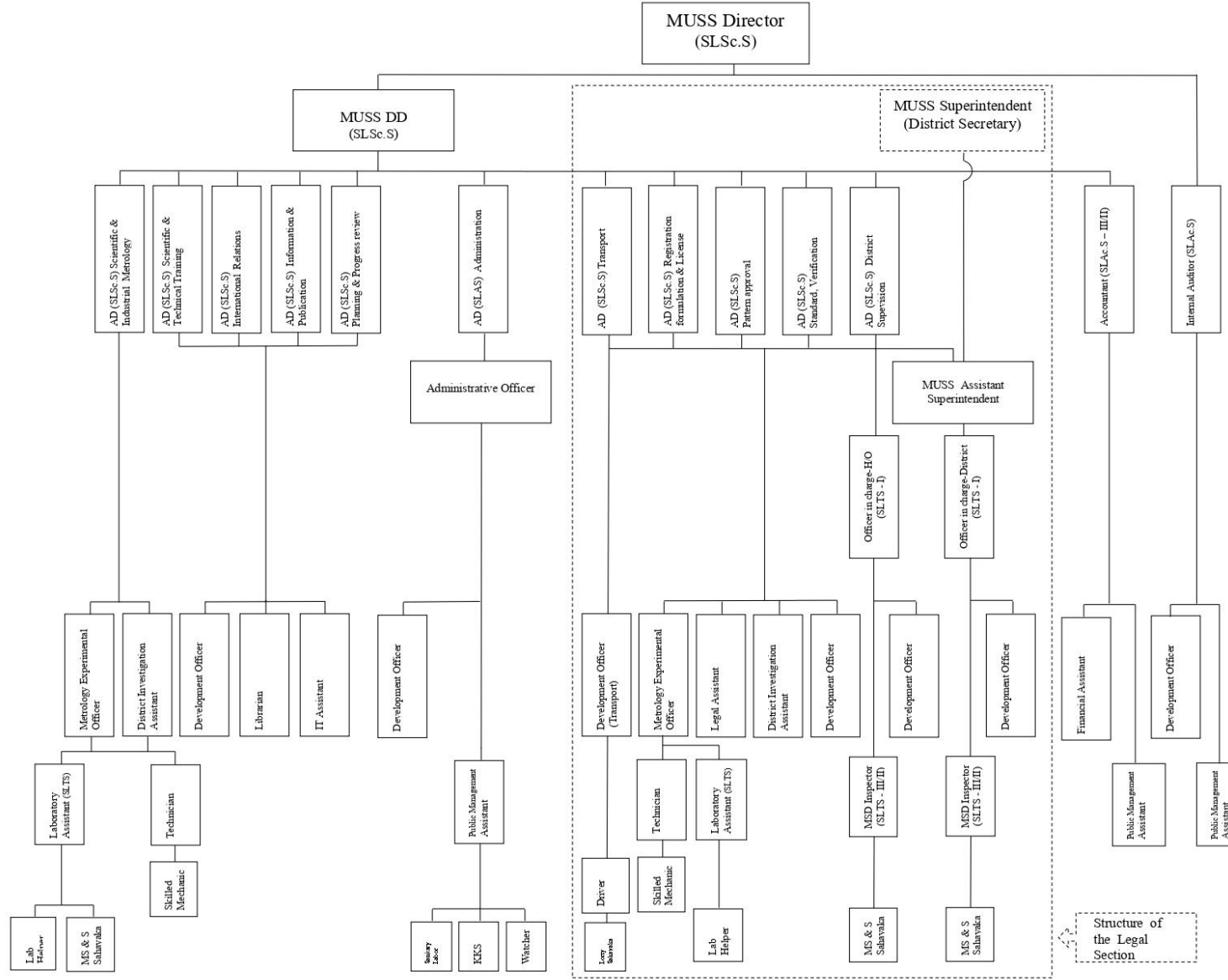
The repair license will be issued if the director stiffsly with the results of practical test and site inspection. (Table 18,19) The license cannot be alienated, Even the owner of the business changed, it is mandatory to have a qualified technical person in the business.

Registration fees and all related details have been published in the extraordinary gazette No. 1921/54 dated 2 July 2015.

1.7 Organization Chart

Organization Structure - Measurements Units, Standards & Services Department





Staff Organization Chart

1.8 Contact details of district offices

District office	Address	Telephone No.
Colombo	District Secretary, Measurement Units, Standards and Services Division, District Secretariat Narahenpita, Colombo 5	0112-500987
Gampaha	District Secretary, Measurement Units, Standards and Services Division, District Secretariat, Gampaha	0332-221664
Kaluthara	District Secretary, Measurement Units, Standards and Services Division, District Secretariat, Kaluthara	0342-221765
Puttlam	District Secretary, Measurement Units, Standards and Services Division, District Secretariat, Puttalam	0322-266189
Kurunegala	District Secretary, Measurement Units, Standards and Services Division, District Secretariat, Kurunagala	0372-228770
Kegalle	District Secretary, Measurement Units, Standards and Services Division, District Secretariat, Kegalle	0352-221323
Ratnapura	District Secretary, Measurement Units, Standards and Services Division, District Secretariat, Rathnapura	0452-226299
Galle	District Secretary, Measurement Units, Standards and Services Division, District Secretariat, Galle	0912-231211
Matara	District Secretary, Measurement Units, Standards and Services Division, District Secretariat, Matara	0412-237079
Hambantota	District Secretary, Measurement Units, Standards and Services Division, District Secretariat, hambantota	0472-256160
Monaragala	District Secretary, Measurement Units, Standards and Services Division, District Secretariat, Monaragala	0552-277406
Badulla	District Secretary, Measurement Units, Standards and Services Division, District Secretariat, Badulla	0552-228200
Nuwara Eliya	District Secretary, Measurement Units, Standards and Services Division, District Secretariat, Nuwaraeliya	0522-235703
Kandy	District Secretary, Measurement Units, Standards and Services Division, District Secretariat, Kandy	0812-239971
Mathale	District Secretary, Measurement Units, Standards and Services Division, District Secretariat, Mathale	0662-222135
Anuradhapura	District Secretary, Measurement Units, Standards and Services Division, District Secretariat, Anuradhapura	0252-225190
Polonnaruwa	District Secretary, Measurement Units, Standards and Services Division, District Secretariat, Polonnaruwa	0272-226706
Batticaloa	District Secretary, Measurement Units, Standards and Services Division, District Secretariat, Batticaloa	0652-226584
Ampara	District Secretary, Measurement Units, Standards and Services Division, District Secretariat, Ampara	0632-222982
Vavuniya	District Secretary, Measurement Units, Standards and Services Division, District Secretariat, Vavuniya	0242-224816
Jaffna	District Secretary, Measurement Units, Standards and Services Division, District Secretariat, Jaffna	0212-217399
Mullaitivu	District Secretary, Measurement Units, Standards and Services Division, District Secretariat, Mulativu	-
Mannar	District Secretary, Measurement Units, Standards and Services Division, District Secretariat, Manar	0242-224816
Kilinochchi	District Secretary, Measurement Units, Standards and Services Division, District Secretariat, Kilinochchi	-
Trincomalee	District Secretary, Measurement Units, Standards and Services Division, District Secretariat, Trincomallee	0262-050800

Table 5

1.9 Details of the Foreign Funded Projects



1.9.1 Memberships

Relations in metrological perspectives are created with various countries in order to maintain the international and regional corporation of Metrology. It also helps to establish international traceability of measurement and overcome the technical barriers arise in trade. International relations are essential further to provide a secure basis for scientific and other measurement practices we have and to reduce technical disputes arising in many countries.

Associate member Meter Convention and General Conference of Weights and Measures.



Meter Convention is a conference held on 1875 with a participation of 17 countries to maintain an accord internationally on measurements. The Meter Convention (Convention du Meter) is the body that created the BIPM which is an intergovernmental organization under the authority of the CGPM and the supervision of the CIPM as its administrative and scientific organ.

The General Conference on Weights and Measures (CGPM) is made up of delegates of the governments of the Member States and observers from the Associates of the CGPM. The CGPM meets in Paris, usually once in every four years. One of main activity of CGPM is to discuss and examines the arrangements required to ensure the propagation and improvement of the International System of Units (SI).

MUSSD has become a signatory of CIPM-MRA in 2007 and obtained the Associate membership on the General Conference on Weights and Measures (CGPM).

Signatory of CIPM Mutual Recognition Arrangement (CIPM-MRA)



The CIPM Mutual Recognition Arrangement (CIPM MRA) is the framework through which National Metrology Institutes demonstrate the international equivalence of their measurement standards and the calibration and measurement certificates they issue.

The outcomes of the Arrangement are the internationally recognized (peer-reviewed and approved) Calibration and Measurement Capabilities (CMCs) of the participating institutes. Approved CMCs and supporting technical data are publicly available in the key Comparison (KCDB) in BIPM web site. MUSSD has become a signatory of CIPM-MRA in 2007 and is in the process of publishing CMC values in KCDB.

Full Membership of The International Organization of Legal Metrology (OIML)



The International Organization of Legal Metrology (OIML) is an intergovernmental treaty organization which develops model regulations, standards and related documents for use by legal metrology authorities and industry, provides mutual recognition systems which reduce trade barriers and costs in a global market etc. The OIML can be considered as “International standard-setting body” of the World Trade Organization's Technical Barriers to Trade Agreement. OIML publications should therefore be applied, when appropriate, by all signatories of the TBT Agreement when developing technical regulations.

The International Committee of Legal Metrology (CICLM) is the functional decision-making body of OIML. Sri Lanka is full member state of OIML and MUSSD is the main permanent contact of the OIML designated by government of Sri Lanka.

Full Member The Asia Pacific Metrology Programme (APMP)



The Asia Pacific Metrology Programme (APMP) is a grouping of national metrology institutes (NMIs) from the Asia-Pacific region engaged in improving regional metrological capability through the sharing of expertise and exchange of technical services among Member laboratories. APMP is also the Asia Pacific regional metrology organization recognized by the International Committee on Weights and Measures (CIPM) in the process of achieving mutual recognition of measurement standards and calibrations and measurement certificates worldwide.

MUSSD is a member of APMP since 1977. The department actively participates to 9 technical committees and 6 focus groups.

The chairmanship of the committee on developing countries at the Asia Pacific Metrology programme of 2021 was received to the Deputy Director of MUSSD for the first time for a period of 3 years starting from 2022.

1.9.2 Benefits of projects

PTB-Sri Lanka bi-lateral Project

Strengthening Quality Infrastructure in Sri Lanka



PTB is the National Measurement Institute (NMI) of Germany. It supports developing and emerging countries to develop and apply an internationally recognized quality infrastructure that suits the countries' needs. Objective of the PTB-Sri Lanka bi-lateral project is to increase the use of the enhanced offer of quality-assurance services based on international good practices by Small and Medium-sized Enterprises (SME) located in the Northern region. The MUSSD act as a main project partner in national level of this project. Benefits are received from this project for training, consultation services and development of measurement activities for the National Measurement Laboratory

The project includes the core institutions of the national Quality Infrastructure (MUSSD, ITI, SLSI and SLAB) as well as regional laboratories, local chambers and federations in the North and North Central provinces.

SAARC-PTB Project

Strengthening regional integration and cooperation in the field of quality infrastructure in South Asia



The project focuses on capacity development in quality infrastructure by facilitating the exchange of expertise and information among SAARC Member States. MUSSD has been a beneficiary of the SAARC-PTB project (i.e.: Training programmers, workshops) of the project as the National Measurement Institution (NMI) of Sri Lanka. Furthermore, MUSSD has participated inter laboratory comparisons organized under SAARC-PTB project to demonstrate measurement capacities of the National Measurement Laboratory (NML) of MUSSD. This project is financed by Federal Ministry for Economic Cooperation and Development (BMZ), Germany through National measurement institute of Germany, PTB.

MEDEA-PTB Project



The project aims to improve the ability of the regional metrology specialist networks in Asia – the Asia Pacific Metrology Programme (APMP) and the Asia-Pacific Legal Metrology Forum (APLMF) – to promote the metrological systems of developing economies, which provide special offers for national metrology institutes (NMI) and legal metrology authorities (LMA) in Asia, respectively. This project is financed by Federal Ministry for Economic Cooperation and Development (BMZ), Germany through national measurement institute of Germany, PTB.

UNIDO Project



UNIDO has been working closely with Sri Lanka's national quality infrastructure (NQI) institutes to facilitate the strengthening of compliance and quality infrastructure services. Special areas of focus are those underpinning the export oriented sectors, such as spices and processed foods. These activities take place within the framework of a European Union (EU)-Sri Lanka trade-related assistance project, funded by the EU. The new project of UNIDO organization is currently in process to provide quality infrastructure in order to strengthen the food security and defense of Sri Lanka. The MUSSD acts as a main project partner in this project as well. Training, consultation services and equipment for measurement laboratories as foreign donations are provided by this project.

2

Progress

2.1 Establishment of Traceability of Measurements in the National Measurement Laboratory

Information regarding traceability of Measurements in the National Measurement Laboratory upto 2022 are given below.

Standard / Measurement	National Institute of Metrology / Reference Standard)
Standard Platinum Resistance Thermometer	National Institute of Metrology UK (NPL-UK)
PH Measurements conductivity Amount of Alcohol in blood Secondary	Secondary Buffer Solution
	Secondary standard conductive solution
	Certified Reference Material in blood
Cs atomic watch	Bureau of International Weights and Measures (BIPM)
1 V, 10 V Zener Voltage Standard	National Research Council Canada (NRC.CNRC)

Table 6

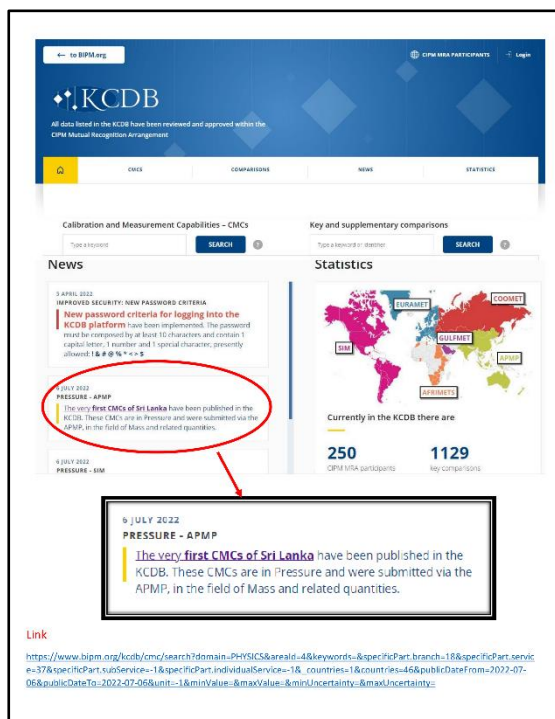
2.2 Participation to Inter Laboratory Comparisons

Laboratory	Measurement	Inter-comparison
Temperature	Standard Platinum resistance thermometer (WTP to ZnFP)	APMP.T.HC3 with bilateral NMI Inter Comparison PTB-SLAB-ILC T003
	Industrial Thermometer PT 100 -20 °C to 250 °C	
Time and frequency	Time and frequency	CCTF-K001.UTC
Pressure	Hydraulic Pressure gauge (700 bar)	Acting as the pilot laboratory for bilateral inter comparison with Nepal, Uzbekistan, Mongolia and Kyrgyzstan and assisting such countries to obtain accreditation as per ISO 17025.

Table 7

2.3 Development Affairs - 2022

- Establishment of a Water Distillation Unit in the National Measurement Laboratory.
- Our department, as the National Institute of Metrology maintains relationships with regional organizations on Metrology as well as, with the Bureau of Weights and Measures (BIPM) .



Publishing our measurement capabilities on BIPM's Key Comparison Data Base (KCDB) website is one of our main goals as the National Institute of Metrology. By accomplishing that goal, the Pressure Measurement Laboratory of the National Measurement Research Laboratory has added the Calibration & Measurement Capability (CMC) to this KCDB data system for the first time on July 6, 2022. I am happy to inform that it is a special achievement that we have achieved as a country and as an institution. Accordingly, it ensures that the pressure measurements we provide to the trade and other sectors have received international recognition.

The relevant website ↓

[https://www.bipm.org/kcdb/cmc/quick-](https://www.bipm.org/kcdb/cmc/quick-search?includedFilters=&excludedFilters=&page=0&keywords=sri+lanka)

[search?includedFilters=&excludedFilters=&page=0&keywords=sri+lanka](https://www.bipm.org/kcdb/cmc/quick-search?includedFilters=&excludedFilters=&page=0&keywords=sri+lanka)

- Concurring with World Metrology Day on May 20, 2022, the updated official website of the Department of Measurement Units, Standards and Services was released. The theme of this year's World Metrology Day was “Metrology in the Digital Era”.
- A proposal has been submitted to the Ministry of Trade, Commerce and Food Safety to expand the scope of the Chemical Metrology Laboratory of the National Metrology Laboratory to provide services required by the Consumer Affairs Authority.

2.4 Training and Consultancy Conducted by NML in 2022

Training Course	Charges in Rs.	Number of participants
Consultancy on Calculation of measurement uncertainties	12,000.00	03
Uncertainty Estimation in Chemical analysis	45,000.00	06
Training Course on Measuring Equipment Calibration	15,000.00	02
Total	72,000.00	11

Table 8

- ✓ Giving practical tests related to Metrology for 72 final year students of the Technological Faculty of the University of Colombo. The above practical tests were organized in 05 days covering the areas of temperature, dimensions, electrical power and energy, pressure, volume time and frequency and chemical metrology.
- ✓ Initiation of work with NAITA to revise the 2-year training period provided after recruitment of surveyors and tactical inspectors to match NVQ level 5.
- ✓ Internship offered to university students.

Date	No. of Students	University	Laboratory
2022.06.22- 2022.09.22	01	University of Sri Jayawardenepura	Laboratory on DC Electricity
2022.09.05- 2023.03.05	01	Sabaragamuwa University of Sri Lanka	Volumetric Laboratory
2022.09.05- 2023.03.05	01	Sabaragamuwa University of Sri Lanka	Metrology Laboratory
2022.09.05- 2023.03.05	01	Sabaragamuwa University of Sri Lanka	Laboratory on Electric Power and Energy
2022.09.05- 2023.03.05	01	Sabaragamuwa University of Sri Lanka	Laboratory on Mass

- ✓ Conducting lectures related to metrology for the students of Department of Environmental Science Studies, Faculty of Applied Sciences, Vavunia University.

Lecturers – Mr. S.D.I. Dias - Deputy Director
 – Mr. H.L.I.S. Sampath - Deputy Director

Sponsorship - PTB

2.5 Progress of International Relationships in 2022

The MUSSD has maintained following international relationships related to Metrology by now.

2.5.1 Full membership of Asia Pacific Metrology Programme (APMP)

MUSSD has participated in following APMP meetings in 2022 as follows.

Mid Year

- Participated to a APMP Developing Economies' Committee -DEC in mid year.
- Participated to APMP Director conference via online.

End of the Year

- Participated to APMP annual General Assembly held in Japan.
- Attending the APMP Directors Conference in November.
- Attending APMP Technical Committee meetings through virtual (online) mode.
 - ✓ Technical Committee Meeting – Temperature (TCT)
 - ✓ Technical Committee Meeting - Mass Coupling Quantities (TCM)

- ✓ Technical Committee Meeting - Time and Frequency (TCTF)
- ✓ Technical Committee Meeting – Quantification of Materials (Chemistry and Biology and Metrology) (TCQM)
- ✓ Technical Committee Meeting - Length (TCL)
- ✓ Technical Committee Meeting - Electricity and magnetism (TCEM)
- ✓ Technical Committee Meeting - Photometry and Radiometry (TCPR)
- ✓ Technical Committee Meeting - Materials and Flows (TCFF)
- ✓ Technical Committee Meeting - Quality Systems (TCQS)
- Deputy Director of our department, Mr.S.D.I. Dias is the new Chairman of the Committee on Developing Countries (DEC) from 2022.
- Deputy Director R.G.S. Mr. Anuradha Perera Future Proofing Task Force Meeting and Digital Calibration Certification – Virtually connecting to the DEC FP (Future Proofing) workshop.

2.5.2 PTB (National Metrology Institute of Germany) Sri Lanka Bilateral Projects

Strengthening Quality Infrastructure in Sri Lanka – Phase II

PTB - The second phase of the Sri Lanka bilateral project will develop national quality infrastructure in Sri Lanka. This will benefit the National Metrology Laboratory (NML) in the form of training, consultancy services and capacity development for measurement capability development.

The following activities have been carried out in the year 2022.

- PTB - Three officials visited the National Metrology Laboratory in September 2022, representing PTB, the second phase of the Sri Lanka bilateral project.
- PTB officials held a discussion with the line ministry.
- Three officers from Department of Measurement Units, Standards and Services have participated in the joint metrology meetings of the second phase of the PTB - Sri Lanka Bilateral Project as follows.
 - 10,11 – Virtual meetings
 - 12,13 – Meetings held in person
- The project partners of the above meetings are Sri Lanka Accreditation Board (SLAB), Industrial Technology Institute (ITI), Sri Lanka Standards Institute (SLSI).

2.5.3 SAARC - PTB Project

The following activities were conducted with the assistance of SAARC – PTB project.

- Deputy Director R.G.S. Mr. Anuradha Perera participating in the SAARC – PTB Infrastructure Workshop held in Kathmandu, Nepal.

2.5.4 UNIDO Project

“Mainstreaming Stand based Best Standardized Practices for Agri-Food Sector Development”
The above program works in collaboration with the National Quality Infrastructure Institute to create food safety and security in Sri Lanka. Metrology plays an important role in the field of food. Therefore, this program provides training, consultancy and capacity development and laboratory equipment to the National Metrology Laboratory of the Department of Measurement Units, Standards and Services.

The following activities have been carried out with the support of the UNIDO project.

- In August 2022, two UNIDO project officers conducted an introductory program on the new UNIDO project and UNIDO officers also observed all the laboratories of the National Metrology Laboratory.
- In October 2022, three UNIDO project officers visited the National Metrology Laboratory and held discussions with the heads of the laboratories. There the officials identified the laboratory needs and the following laboratories are actively involved with this new project.
 1. Pressure Metrology Laboratory
 2. Volumetric Metrology Laboratory
 3. Chemical Metrology Laboratory
 4. Laboratory on DC Electricity
 5. Laboratory on Time and Frequency Metrology
 6. Humidity Laboratory
- In December 2022, metrology expert Mr. Javier Alhim Gomez conducted a 10-day consultation program for the following laboratories.
 1. Humidity Laboratory
 2. Chemical Metrology Laboratory
 3. Laboratory on Time and Frequency Metrology
 4. Laboratory on DC Electricity

2.5.5. Coordination of UNIDO and PTB projects

UNIDO and PTB have jointly introduced a program for the mass spectrometry laboratory. The officers of the Measurement Units, Standards and Services Departments continued to participate in the follow-up meetings of the programme.

2.5.6. MEDEA-PTB Project

Programme: The first step of the training program conducted online on Infusion/Syring Pump Analyzers calibration.

Resource Contribution: National Metrology Institute of Thailand

Participation of Measurement Units, Standards and Services Department: Deputy Director Ms. J.S.M. Shanika and Deputy Director Mr. H.L.I.S. Sampath

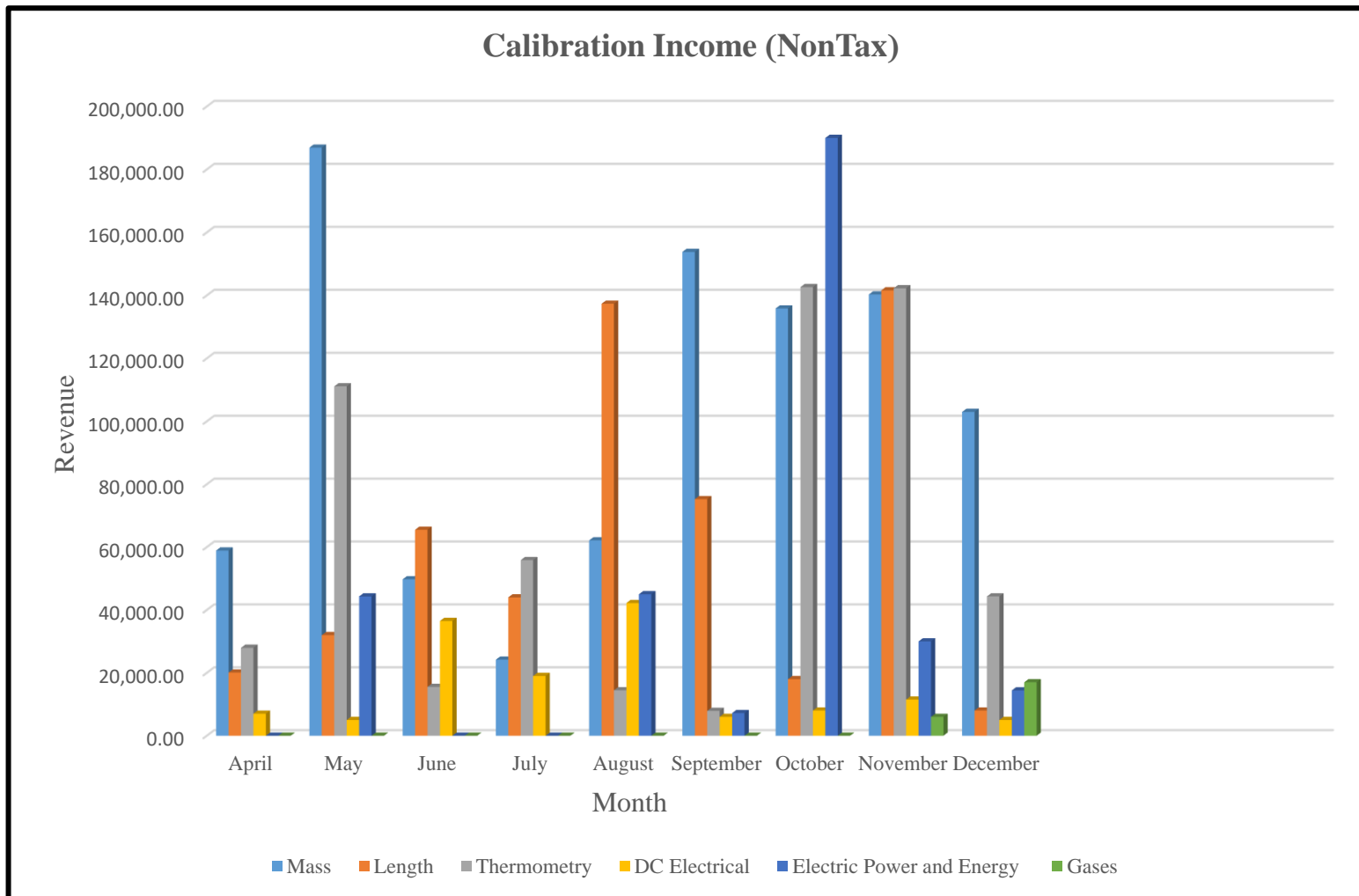
2.5.7 Other Meetings

- Under the financial support of UNIDO and PTB projects, Prof. Mr. Choo Shik Kan, the chief research expert of South Korea's National Metrology Laboratory, conducted an expert assessment regarding the performance of the metrology laboratory.
- Under the financial support of UNIDO and PTB projects, Mr. Gautham Mandal, the chief research expert of the National Physical Laboratory of India, conducted a peer review regarding the performance of the Volumetric Laboratory.

2.6 Revenue of Calibration Services Provided by NML in 2022

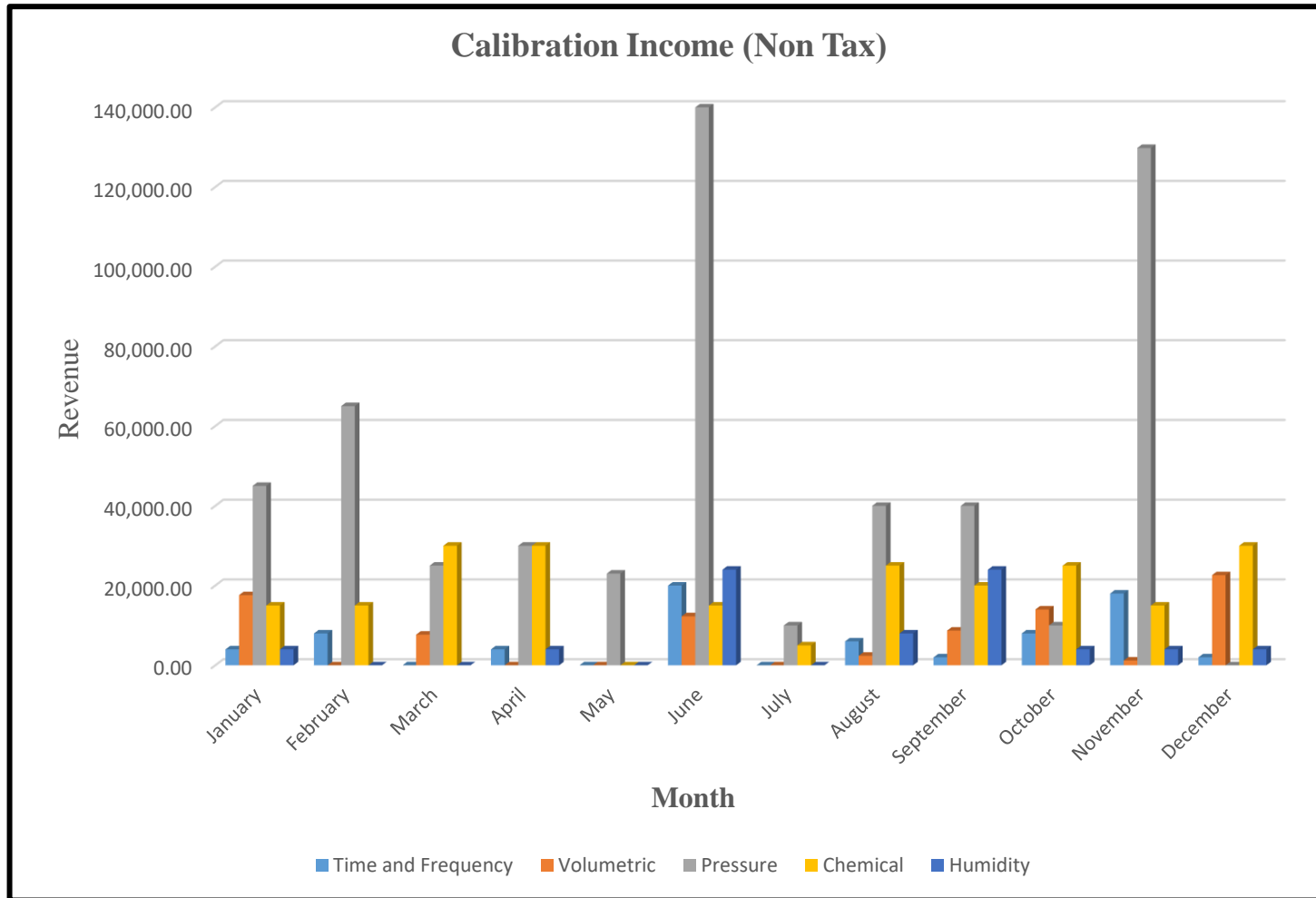
Month	Mass Laboratory		Length Laboratory		Thermometry Laboratory		DC Electrical Laboratory		Electric Power and Energy Laboratory		Laboratory on Gases	
	No. of Units	Income Rs.	No. of Units	Income Rs.	No. of Units	Income Rs.	No. of Units	Income Rs.	No. of Units	Income Rs.	No. of Units	Income Rs.
January	38	173,550.00	05	8,500.00	05	37,405.00	13	36,000.00	01	6,000.00	03	
February	28	16,500.00	126	72,000.00	20	44,720.00	00	18,000.00	06	1,000.00	01	2,000.00
March	32	179,550.00	34	75,100.00	55	32,862.50	14	48,000.00	01	0	04	0
April	06	58,900.00	06	20,100.00	39	27,970.00	03	7,000.00	02	0	00	0
May	06	186,912.00	07	32,000.00	13	111,125.00	07	5,000.00	01	44,300.00	00	0
June	21	49,750.00	14	65,500.00	13	15,525.00	04	36,500.00	00	0	00	0
July	35	24,200.00	03	44,000.00	10	55,875.00	04	19,000.00	19	0	00	0
August	37	62,150.00	38	137,350.00	16	14,450.00	57	42,200.00	19	45,000.00	00	0
September	15	153,800.00	13	75,250.00	06	7,900.00	01	6,000.00	02	7,200.00	00	0
October	33	135,850.00	09	18,000.00	99	142,625.00	02	8,000.00	03	190,000.00	00	0
November	18	140,300.00	60	141,600.00	103	142,270.00	05	11,500.00	05	30,000.00	03	6,000.00
December	28	103,000.00	04	8,000.00	28	44,305.00	01	5,000.00	03	14,400.00	31	17,000.00
Total	297	1,284,862.00	319	697,400.00	407	677,032.50	111	242,200.00	62	337,900.00	46	31,000.00

Table 9



Graph 1

Month	Time and Frequency Laboratory		Volumetric Laboratory		Pressure Laboratory		Chemical Laboratory		Humidity Laboratory	
	No. of Units	Income Rs.	No. of Units	Income Rs.	No. of Units	Income Rs.	No. of Units	Income Rs.	No. of Units	Income Rs.
January	02	4,000.00	09	17,600.00	05	45,000.00	04	15,000.00	01	4,000.00
February	04	8,000.00	00	0	07	65,000.00	03	15,000.00	03	0
March	00	0	08	7,700.00	03	25,000.00	05	30,000.00	00	0
April	02	4,000.00	00	0	23	30,000.00	04	30,000.00	01	4,000.00
May	00	0	00	0	03	23,000.00	04	0	03	0
June	10	20,000.00	12	12,300.00	10	140,000.00	02	15,000.00	08	24,000.00
July	00	0	00	0	02	10,000.00	01	5,000.00	00	0
August	03	6,000.00	03	2,400.00	04	40,000.00	05	25,000.00	02	8,000.00
September	01	2,000.00	14	8,700.00	07	40,000.00	07	20,000.00	06	24,000.00
October	04	8,000.00	02	14,000.00	02	10,000.00	07	25,000.00	01	4,000.00
November	06	18,000.00	02	1,200.00	33	129,800.00	04	15,000.00	03	4,000.00
December	01	2,000.00	10	22,600.00	00	0	01	30,000.00	00	4,000.00
Total	33	72,000.00	60	86,500.00	99	557,800.00	47	225,000.00	28	76,000.00



2.7 Pre packaging, vehicle emission and speed measuring equipment income of the National Measurement Laboratory

Apart from the calibration activities, NML conducts inspection of pre packaged goods, verification of vehicle emission measuring equipment and speed measuring equipment as well.

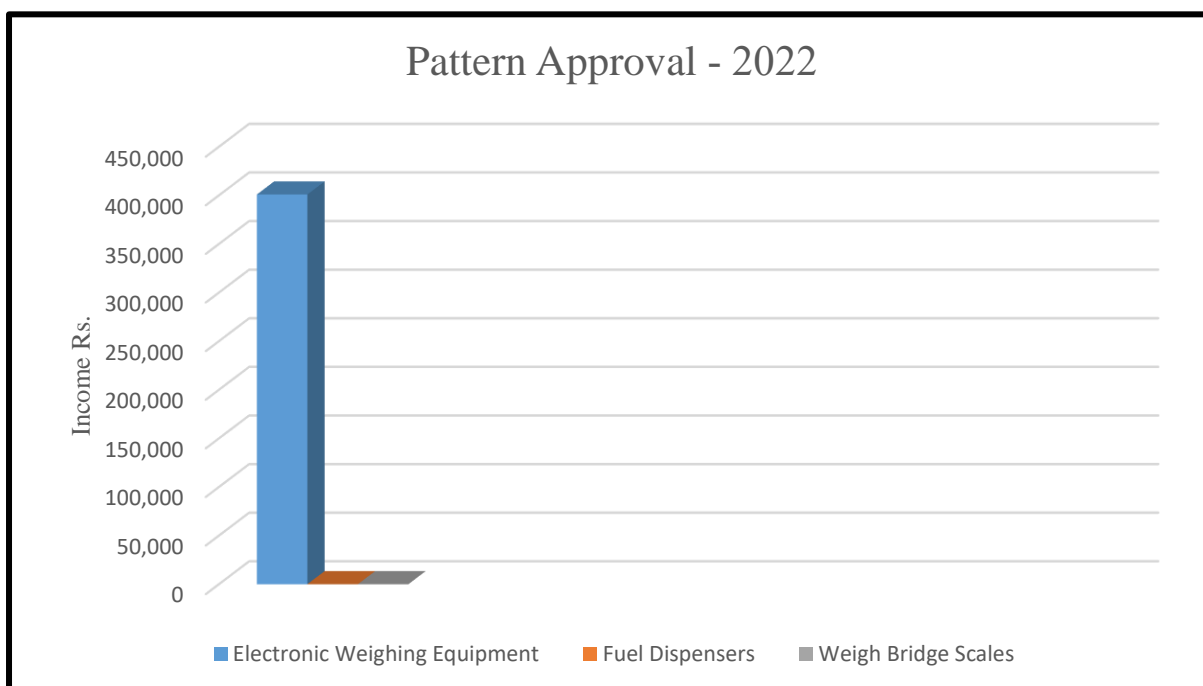
Category	No. of Units	Income
Speed measuring equipment	34	54,000.00
Inspection of pre packaged goods	04	215,760.00
Total	38	269,760.00

Table 10

2.8 Pattern Approval of Weighing and Measuring Instruments in 2022

Type of Pattern Approval	Pattern Approval requests in 2022	No. of units for which the pattern approval was granted	Income	Type of Pattern Approval
Electronic Weighing Machines	25	14	-	400,880.00
Fuel Dispensers	-	-	-	
Weigh Bridge scales	01	-	02	
Total	26	14	02	400,880.00

Table 11



Graph 2

2.9 Verification Income from 2021 to 2022

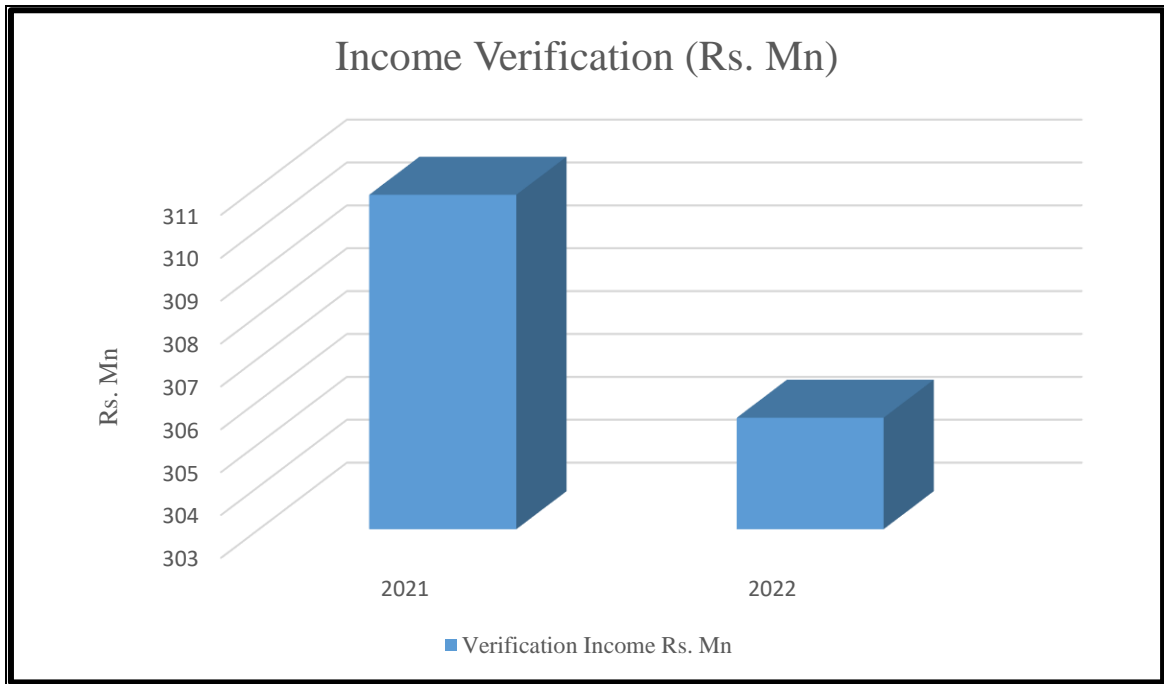
District	Verification Fees 2021 to 2022 in Rs. (Excluding Taxes)	
	2021	2022
Colombo	16,927,856	18,458,117.12
Gampaha	50,201,709.52	31,385,136.81
Kalutara	7,582,389.26	11,206,639.57
Head Office	73,497,902.41	57,422,930.37
	148,209,857.19	118,472,823.37
Kandy	18,284,673.52	19,998,186.72
Matale	7,245,832.59	7,426,830.00
Nuwaraeliya	6,738,730.74	7,400,842.56
	32,269,236.85	34,825,859.28
Galle	6,502,799.04	9,897,530.61
Matara	10,294,590.00	11,465,872.00
Hambantota	9,138,086.11	10,474,790.00
	25,935,475.15	31,838,192.61
Batticaloa	5,169,120.00	5,872,487.48
Ampara	8,696,509.26	9,880,164.35
Trincomalee	2,092,850.00	3,003,050.00
	15,958,479.26	18,755,701.83
Kurunegala	18,675,493.78	20,507,823.65
Putlam	6,488,357.19	7,942,069.57
	25,163,850.97	28,449,893.22
Anuradhapura	14,476,120.19	13,312,175.30
Polonnaruwa	6,847,670.00	7,867,856.42
	21,323,790.19	21,180,031.72
Badulla	11,213,478.70	12,605,350.00
Monaragala	6,897,310.00	8,530,889.07
	18,110,788.70	21,136,239.07
Ratnapura	9,229,022.59	11,756,107.52
Kegalle	7,002,004.63	9,256,101.79
	16,231,027.22	21,012,209.31
Mulativu	787,950.00	1,046,810.00
Mannar	1,002,440.00	1,083,390.00
Kilinochchi	930,430.00	802,054.83
Jaffna	2,763,747.41	4,877,582.69
Vavuniya	2,146,070.00	2,176,710.00
	7,630,637.41	9,986,547.52
Total	310,833,142.94	305,657,498.43

Table 12

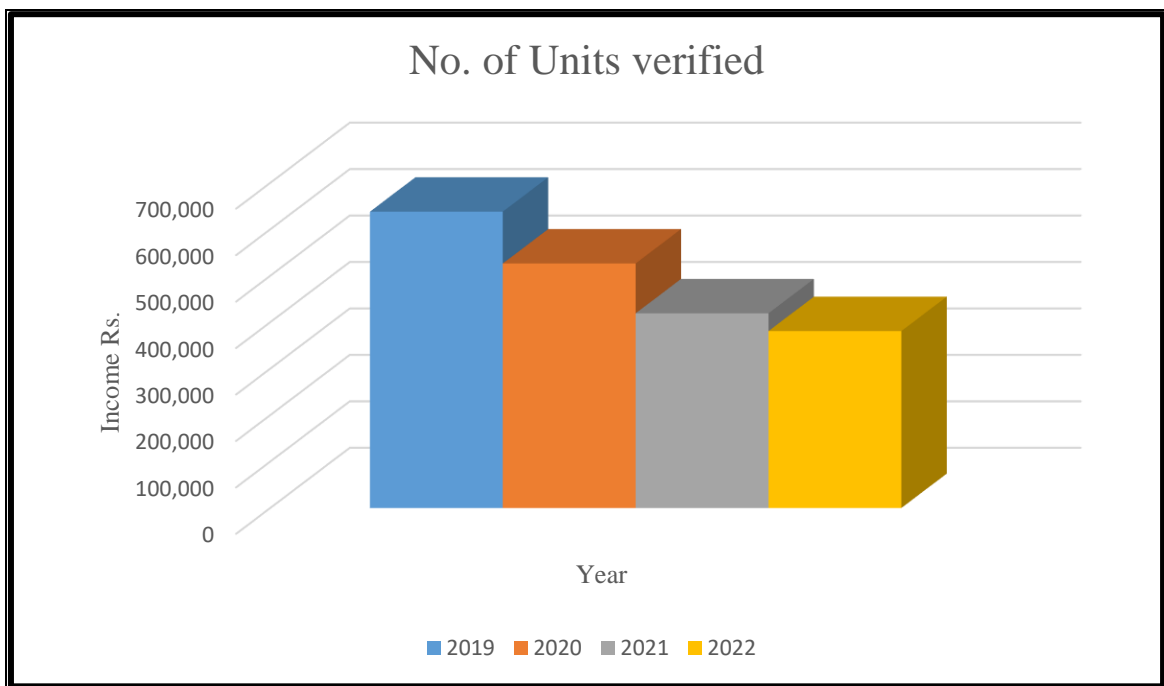
2.10 Number of units verified in 2019-2022

District	Number of Units Verified from 2019 to 2022			
	2019	2020	2021	2022
Colombo	121,945	79,813	77,773	57,387
Gampaha	38,542	45,861	45,830	29,802
Kalutara	22,984	16,803	9,539	12,725
	183,471	142,477	132,132	99,914
Kandy	55,528	49,934	29,825	30,293
Matale	18,809	16,517	14,018	11,654
Nuwaraeliya	18,927	14,659	9,303	10,305
	93,264	81,110	53,146	52,252
Galle	30,162	24,143	16,114	14,629
Matara	26,090	24,092	18,023	17,864
Hambantota	21,616	18,419	16,715	15,935
	77,868	66,654	50,852	48,428
Batticaloa	28,762	23,057	18,649	17,164
Ampara	15,076	20,574	17,029	16,640
Trincomalee	15,033	6,753	2,620	4,633
	58,871	50,384	38,298	38,437
Kurunegala	45,846	38,536	27,963	26,418
Putlam	15,729	12,188	8,561	8,933
	61,575	50,724	36,524	35,351
Anuradhapura	28,470	26,303	22,362	18,197
Polonnaruwa	13,767	12,315	10,658	10,420
	42,237	38,618	33,020	28,617
Badulla	24,075	21,435	17,953	17,323
Monaragala	29,277	22,217	17,771	16,321
	48,352	43,652	34,480	33,644
Ratnapura	26,919	20,844	15,322	16,452
Kegalle	20,953	15,584	11,193	12,432
	47,872	36,428	26,515	28,884
Mulativu	1,021	172	1,182	1,628
Mannar	2,158	1,737	1,593	1,588
Kilinochchi	3,791	1,515	1,668	1,456
Jaffna	11,047	9,501	4,360	7,877
Vavuniya	6,378	3,438	3,090	2,835
	24,395	16,363	11,893	15,384
Total	637,905	526,410	419,114	380,911

Table 13



Graph 3



Graph 4

Verification programme Income in 2021-2022

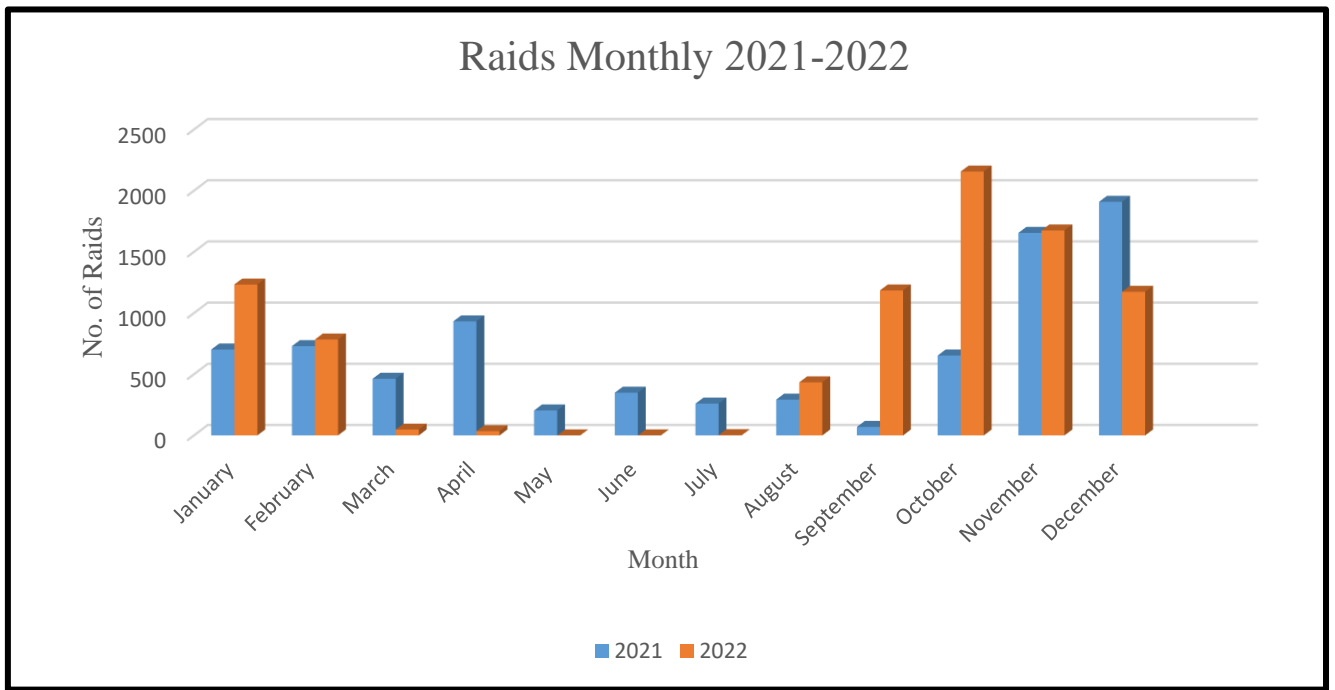
Month	Income in Rupees		Number of Units Verified	
	Year 2021	Year 2022	Year 2021	Year 2022
January	22,580,348.59	27,167,373.00	33,535	42,501
February	26,593,406.33	31,846,102.00	47,722	51,394
March	41,495,273.26	34,060,582.00	55,144	45,381
April	20,290,785.33	18,577,798.00	28,671	19,575
May	12,585,975.26	14,999,341.00	13,041	18,240
June	7,503,420.00	17,642,182.00	6,293	21,661
July	32,063,635.37	8,174,907.00	36,197	8,092
August	20,061,062.78	24,258,595.00	27,996	26,898
September	11,191,894.44	28,845,935.00	6,253	34,795
October	35,326,243.70	30,640,394.00	46,323	34,366
November	38,523,445.19	33,842,622.00	62,438	37,176
December	42,617,652.67	35,601,667.00	55,501	38,743
Total	310,833,142.93	305,657,498.00	419,114	378,822

Table 14

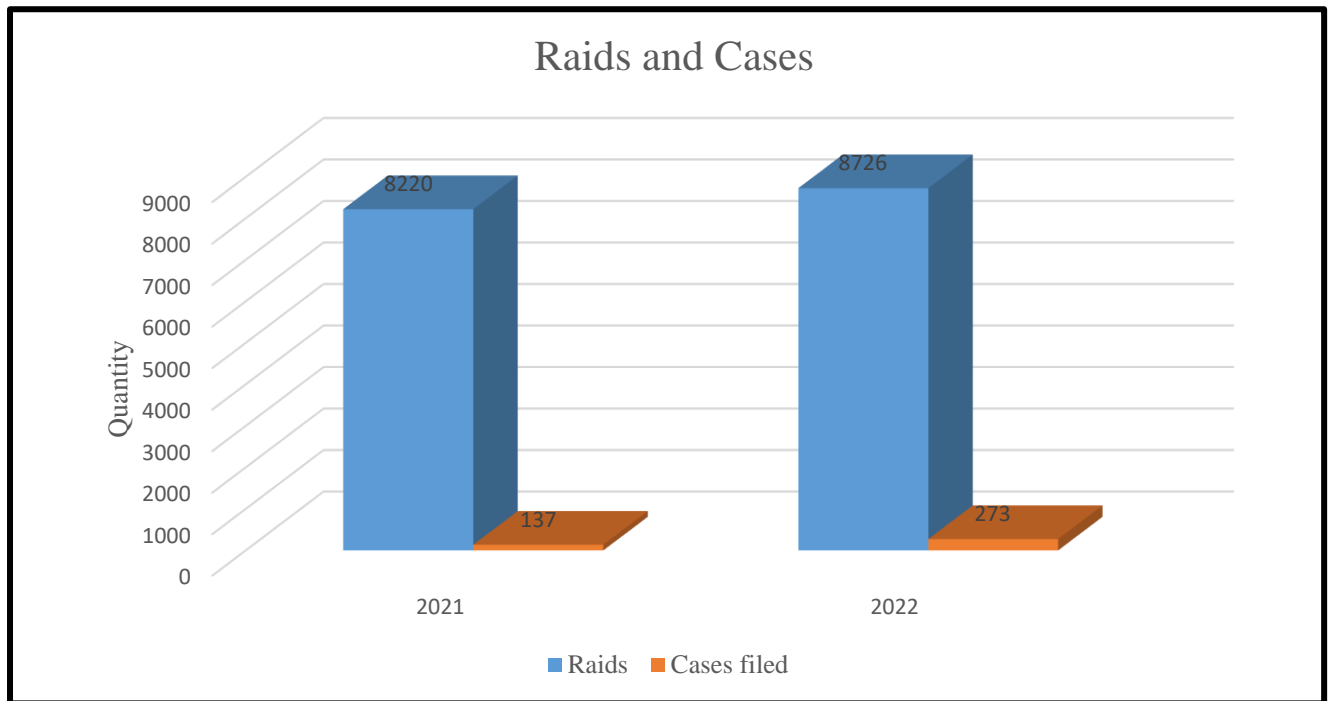
2.11 Amount of Raids and cases in 2021-2022

Month	Number of Raids		Number of Cases Concluded	
	2021	2022	2021	2022
January	702	1,233	19	36
February	730	784	17	35
March	463	48	6	2
April	932	35	50	0
May	204	0	3	0
June	349	0	4	0
July	260	2	0	0
August	293	434	2	18
September	70	1,185	0	40
October	653	2,156	5	90
November	1655	1,675	12	25
December	1909	1,174	19	27
Total	8,220	8,726	137	273

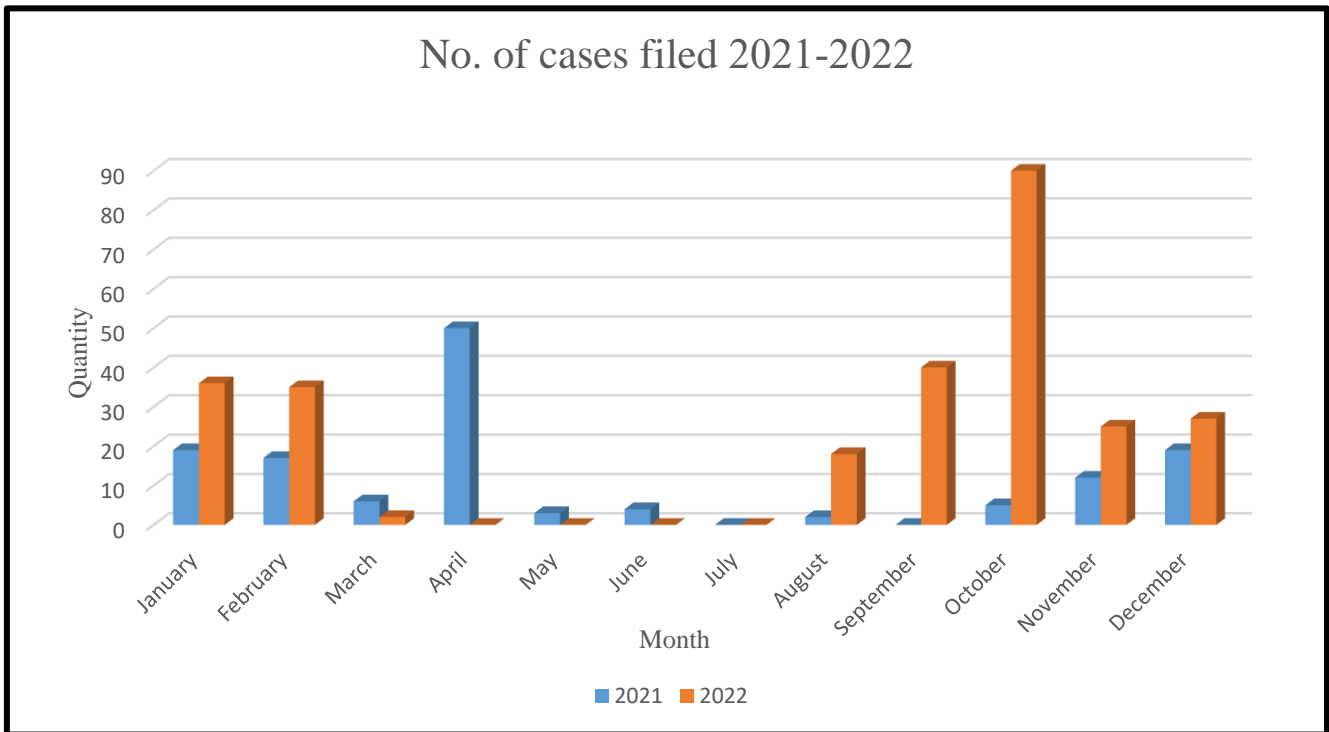
Table 15



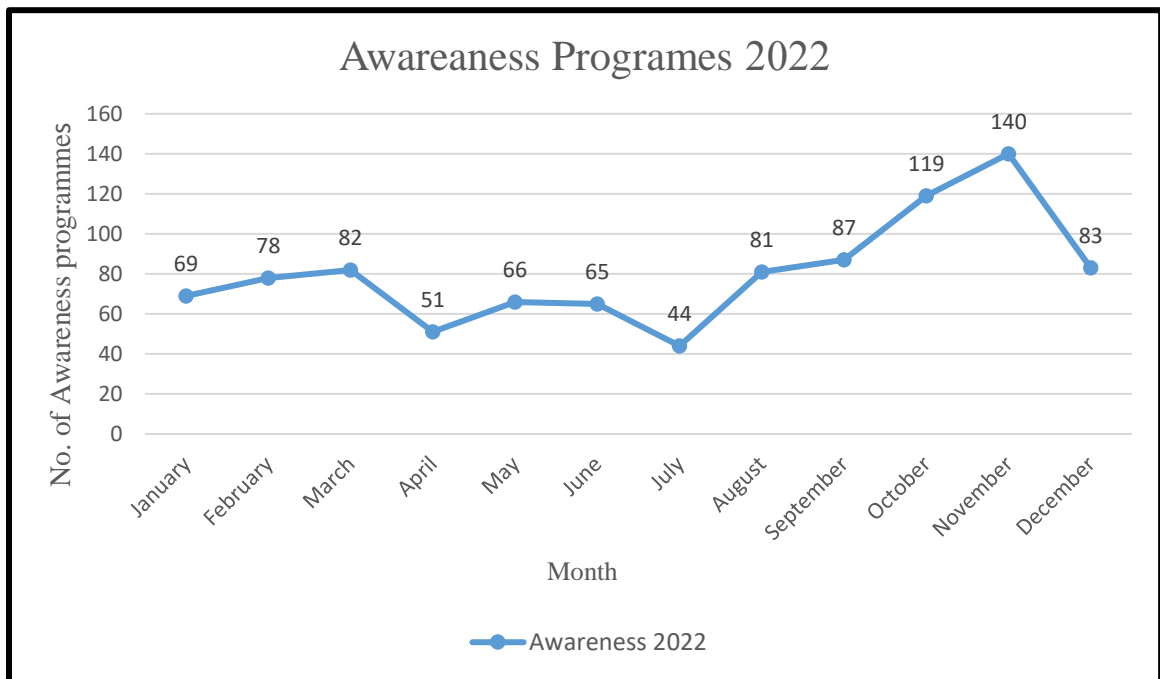
Graph 5



Graph 6



Graph 7



2.12 Awareness Programme - 2022

District	Jan.	Feb.	March	April	March	June	July	Aug.	Sept.	Oct.	Nov.	Dec.	Total
HQ Colombo	0	5	7	4	4	3	2	4	0	0	0	0	29
Colombo	27	34	23	22	22	13	11	23	22	32	33	19	281
Gampaha	0	0	0	0	0	0	0	0	0	0	0	0	0
Kalutara	2	2	0	0	0	0	0	2	2	2	2	2	14
Putlam	0	0	2	0	0	0	0	0	0	0	0	0	2
Kurunegala	5	0	3	3	5	4	0	13	8	13	11	13	78
Kegalle	0	0	0	0	0	0	0	0	0	5	7	3	15
Ratnapura	0	3	4	0	0	0	0	0	0	2	2	0	11
Galle	0	0	0	0	0	0	0	0	1	0	0	2	3
Matara	0	0	0	0	6	0	0	0	6	0	6	0	18
Hambantota	6	5	2	0	0	3	0	4	8	7	5	4	44
Monaragala	3	2	3	0	2	0	0	0	2	6	6	2	26
Badulla	0	6	4	0	2	10	10	6	6	10	22	4	80
Nuwaraeliya	0	0	4	4	4	6	3	4	6	4	7	2	44
Kandy	5	1	0	0	4	0	0	2	5	17	4	5	43
Matale	0	1	5	4	3	3	5	3	0	3	5	6	38
Anuradhapura	2	3	3	3	3	5	2	2	3	0	7	0	33
Polonnaruwa	2	2	8	0	0	0	0	0	0	0	3	2	17
Tricomalee	0	0	0	0	0	0	2	1	1	0	0	0	4
Batticaloa	2	2	2	2	2	2	2	2	2	3	3	2	26
Ampara	3	2	3	1	2	2	0	2	3	4	4	3	29
Vavuniya	3	1	0	1	2	3	3	4	5	4	5	2	33
Jaffna	6	4	4	4	4	5	4	2	4	4	1	4	46
Mulative	0	2	1	2	1	2	0	1	0	0	4	4	17
Mannar	1	1	2	0	0	2	0	3	0	1	1	1	12
Kilinochchi	2	2	2	1	0	2	0	3	3	2	2	3	22
Total	69	78	82	51	66	65	44	81	87	119	140	83	965

Table 16

2.13 Quarterly progress of Awareness Programmes – Year 2022

(Targeted number of programmes and actual number held)

District	January–March		April - June		July - September		October – Dec.	
	Target	Achieved	Target	Achieved	Target	Achieved	Target	Achieved
HQ Colombo	12	12	12	11	12	6	12	0
Colombo	10	84	10	57	10	56	10	84
Gampaha	12	0	12	0	11	0	12	0
Kalutara	9	4	9	0	9	4	9	6
Putlam	9	2	10	0	9	0	9	0
Kurunegala	12	8	12	12	12	21	12	37
Kegalle	9	0	10	0	9	0	9	15
Ratnapura	9	7	9	0	10	0	8	4
Galle	9	0	10	0	9	1	9	2
Matara	9	0	9	6	10	6	8	6
Hambantota	9	13	10	3	9	12	9	16
Monaragala	9	8	9	2	9	2	9	14
Badulla	9	10	9	12	8	22	10	36
Nuwaraeliya	11	4	9	14	9	13	8	13
Kandy	9	6	12	4	11	7	12	26
Matale	9	6	9	10	9	8	9	14
Anuradhapura	8	8	10	11	9	7	9	7
Polonnaruwa	8	12	7	0	8	0	7	5
Trincomalee	8	0	8	0	7	4	7	0
Batticaloa	8	6	8	6	7	6	7	8
Ampara	8	8	8	5	7	5	7	11
Vavuniya	5	4	6	6	5	12	5	11
Jaffna	7	14	8	13	9	10	7	9
Mulativu	4	3	5	5	6	1	5	8
Mannar	4	4	5	2	6	3	5	3
Kilinochchi	5	6	5	3	5	6	5	7
Total	221	229	231	182	225	212	219	342

Table 17

2.14 Distribution of Private Entrepreneurs Engaged in Commercial Activities - 2022

District	Number of Registered Persons in Each Category			
	Manufacturers	Importers	Traders	Repairers
Colombo	06	22	26	55
Gampaha	03	06	13	29
Kalutara	02	-	13	18
Galle	01	-	08	14
Matara	01	-	06	04
Hambantota	-	-	01	07
Kandy	01	02	06	27
Nuwaraeliya	-	-	03	02
Matale	-	01	03	02
Badulla	-	01	07	13
Kegalle	01	-	03	06
Ratnapura	-	-	03	04
Kurunegala	-	01	14	11
Anuradhapura	-	-	06	05
Monaragala	01	-	03	03
Vavuniya	-	-	-	01
Jaffna	-	-	-	02
Ampara	-	-	07	05
Batticaloa	-	-	01	02
Polonnaruwa	-	-	04	01
Putlam	-	-	04	03
Trincomalee	-	-	02	-
Kilinochchi	-	-	-	01
Mulativu	-	-	-	01
Total	16	33	133	216

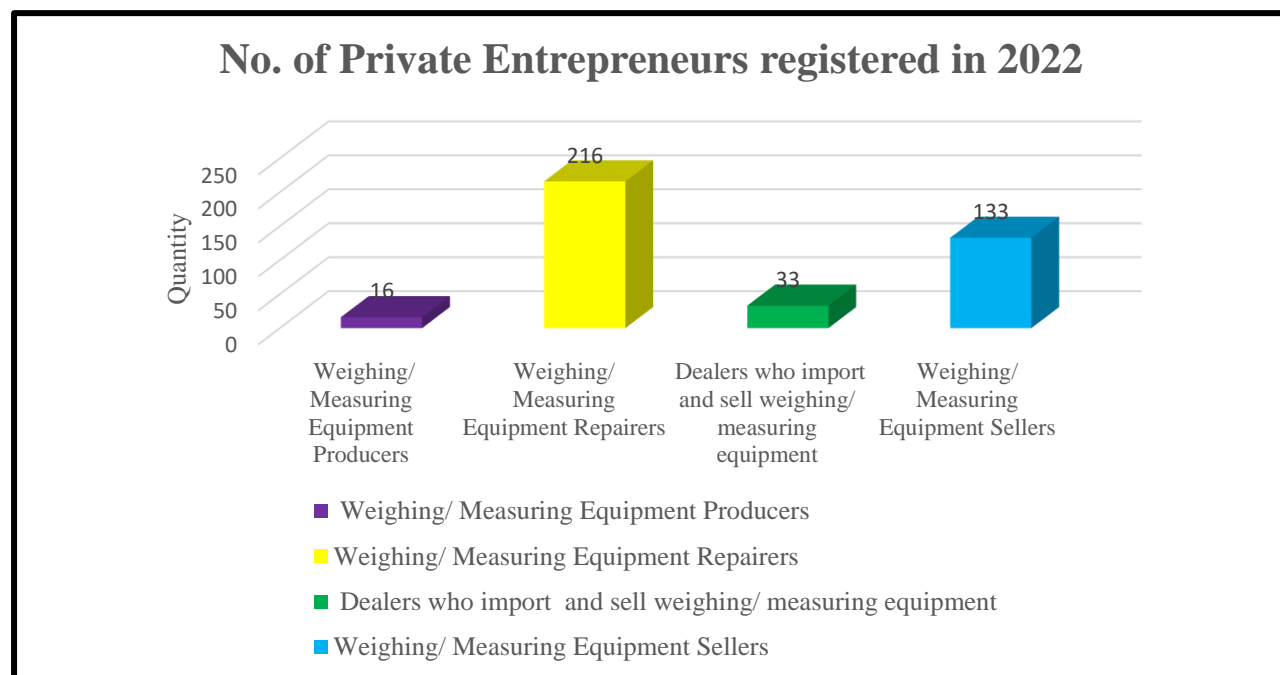
Table 18

2.15 Registrations of Private Entrepreneurs Engaged in Commercial Activities - 2022

Registration Category	Number of Registered Persons in 2021
Manufacturers of weighing / measuring instruments	16
Repairers of weighing / measuring instruments	216
Importers of weighing / measuring instruments	33
Sellers of weighing / measuring instruments	133
Total	398
Registration Fees in Rs.	1,101,800.00

(Face value of the stamps is included in the above table)

Table 19



Graph 9

3

Financial Performance

3.1 Statement of Financial Performance (Consolidated Fund)

								ACA -F
For the year ended 31st December 2021								
Statement of Financial Performance								
								Rs.
Budget 2022			Note		Actual			
					2022		2021	
-		Revenue Receipts			-		-	
-		Income Tax	1		-		-	} ACA -1
-		Taxes on Domestic Goods & Services	2		-		-	
-		Taxes on International Trade	3		-		-	
-		Non Tax Revenue & Others	4		-		-	
-		Total Revenue Receipts (A)			-		-	
-		Non Revenue Receipts			-		-	
-		Treasury Imprests			166,958,388		155,800,000	ACA -3
-		Deposits			145,069		165,987	ACA -4
-		Advance Accounts			6,214,614		5,277,770	ACA -5
-		Other main ledger account receipts			-		731,500	
-		Total Non Revenue Receipts (B)			173,318,071		161,975,257	
-		Total Revenue Receipts & Non Revenue Receipts C = (A)+(B)			173,318,071		161,975,257	
		Remittances to the Treasury (D)			148,975		31,457	
		Receipt of Net Income and Non – Income receipts E = (C)-(D)			173,169,096		161,943,800	
		Less: Expenditure						} ACA -2(ii)
-		Recurrent Expenditure			-		-	
169,000,000		Wages, Salaries & Other Employment Benefits	5		168,067,485		148,293,467	
-		Other Goods & Services	6		-		-	
1,300,000		Subsidies, Grants and Transfers	7		1,253,170		1,271,954	

Performance Report - 2022

-	Interest Payments	8	-	-	
-	Other Recurrent Expenditure	9	-	-	
170,300,000	Total Recurrent Expenditure (F)		169,320,655	149,565,421	
	Capital Expenditure				
-	Rehabilitation & Improvement of Capital Assets	10	-	-	
	Acquisition of Capital Assets	11	-	10,000,000	
-	Capital Transfers	12	-	-	ACA - 2(ii)
-	Acquisition of Financial Assets	13	-	-	
-	Capacity Building	14	-	-	
-	Other Capital Expenditure	15	-	-	
-	Total Capital Expenditure (G)		-	10,000,000	
	Deposit Payments		94,802	111,890	ACA -4
	Advance Payments		6,492,633	8,828,823	ACA -5
	Other Main Ledger Expenditure		-	-	
	Main Ledger Expenditure (H)		6,587,436	8,940,713	
	Total Expenditure I = (F+G+H)		175,908,091	168,506,134	
	Balance as at 31 st December J = (E-I)		(2,738,995)	(6,530,877)	
	Balance As Per Imprest Reconciliation Statement		(2,738,995)	(6,530,877)	ACA-7
-	Imprest Balance as a 31 st December		0.00	0.00	ACA -3

3.1.1 Statement of Financial Position (Consolidated Fund (ACA- P))

As at 31st December 2022					
Statement of Financial Position					
				Actual	
	Note		2022		2021
	-	-	Rs.		Rs.
<u>Non Financial Assets</u>					
Property, Plant & Equipment	ACA-6		1,443,652,021		1,443,652,021
<u>Financial Assets</u>					
Advance Accounts	ACA -5/5(A)		22,776,479		22,498,459
Cash & Cash Equivalents	ACA -3		-		-
Total Assets			1,466,428,500		1,466,150,480
<u>Net Assets / Equity</u>					
Net Assets to the Treasury			(24,988,833)		(25,216,587)
Property, Plant & Equipment Reserve			1,433,652,021		1,443,652,021
Rent and Work Advance Reserve	ACA -5(B)				
<u>Current Liabilities</u>					
Deposits Accounts	ACA -4		47,765,312		47,715,046
Imprest Balance	ACA -3				
Total Liabilities			1,466,428,500		1,466,150,480

Statement of Financial Performance from 49pg to 50pg, Statement of Financial Position in 51pg, Statement of Cash Flow presented from 53pg to 54pg are integral parts of these Financial Statements. The Financial Statements have been prepared in complying with the Generally Accepted Accounting Principles whereas most appropriate Accounting Policies are used as disclosed in the Notes to the Financial Statements and hereby certify that figures in these Financial Statements, Notes to accounts and other relevant accounts were reconciled with the Treasury Books of Accounts and found to in agreement.

We hereby certify that a productive internal control system prevails in the reporting institution for financial control and time to time reviewing is done to monitor the effectiveness of internal control system for financial control as well as to make alterations as required to implement such systems productively in accordance with it.

Chief Accounting Officer

Accounting Officer

Chief Financial Officer/
Chief Accountant

Name:A.M.P.M.B. Atapattu

Name:S.N.Akuranthilake

Name: K.M.G.M. Madurangi

Designation: Secretary,

Designation:Director

Ministry of Trade,

Commerce and Food Security

3.1.2 Statement of Cash Flows (Consolidated Fund)

ACA-C		
For the Year ended 31 st December 2022		
Statement of Cash Flows		
	Actual	
	2022	2021
	Rs.	Rs.
<u>Cash Flows from Operating Activities</u>		
Total Tax Receipts	-	-
Fees, Fines, Penalties and Licenses	-	-
Profit	-	-
Non Revenue Receipts	1,184,467	774,637
Revenue Collected from the Other Departments/ Ministries	-	-
Imprest Received	166,958,388	155,800,000
Advances charged	-	-
Deposit Receipts	-	31,915
Total Cash generated from Operations (a)	168,142,855	156,606,552
<u>Less - Cash disbursed for:</u>		
Personal Emoluments & Operating Payments	155,877,959	135,444,941
Subsidies & Transfer Payments	1,253,170	1,271,954
Expenditure on Other Heads	4,779,128	775,000
Imprest Settlement to Treasury	148,975	31,457
Advance Payments	5,988,820	7,871,310
Deposit Payments	94,802	111,890
Settlement to Department Fund	-	1,100,000
Total Cash disbursed for Operations (b)	168,142,855	146,606,552
NET CASH FLOW FROM OPERATING ACTIVITIES (C)=(a)-(b)	-	10,000,000
<u>Cash Flows from Investing Activities</u>		
Interest	-	-
Dividends	-	-
Divestiture Proceeds & Sale of Physical Assets	-	-
Recoveries from On Lending	-	-

Recoveries from Advance	-	-
Total Cash generated from Investing Activities (d)	-	-
<u>Less - Cash disbursed for:</u>		
Purchase or Construction of Physical Assets & Acquisition of Other Investments	-	10,000,000
Total Cash disbursed for Investing Activities (e)	-	10,000,000
NET CASH FLOW FROM INVESTING ACTIVITIES (f)=(d)-(e)	-	(10,000,000)
NET CASH FLOWS FROM OPERATING & INVESTMENT ACTIVITIES (g)=(c) + (f)	-	-
<u>Cash Flows from Financing Activities</u>		
Local Borrowings	-	-
Foreign Borrowings	-	-
Grants Received	-	-
Deposits Received	-	-
Total Cash generated from Financing Activities (h)	-	-
<u>Less - Cash disbursed for:</u>		
Repayment of Local Borrowings	-	-
Repayment of Foreign Borrowings	-	-
Deposit Payments	-	-
Total Cash disbursed for Financing Activities (i)	-	-
NET CASH FLOW FROM FINANCING ACTIVITIES (j)=(h)-(i)	-	-
Net Movement in Cash (k) = (g) -(j)	-	-
Opening Cash Balance as at 01st January	-	-
Closing Cash Balance as at 31st December	-	-

3.1.3 Performance of the Revenue Collection (Consolidated Fund)

Revenue Code	Description of the Revenue Code	Revenue Estimate		Collected Revenue	
		Original Estimate	Final Estimate	Amount (Rs.)	as a % of Final Revenue Estimate (Rs.)
	-No-				

3.1.4 Performance of the Utilization of Allocation (Consolidated Fund)

Type of allocation	Rs. ,000			
	Allocations made		Actual Expenditure	Utilized allocations, as a % of final allocations granted
	Original allocations	Final allocations		
Recurrent	170,300,000	170,300,000	169,320,656	99%
Capital	-	-	-	-

3.1.5 In terms of F.R.208, granted allocations for expenditure to this Department/District Secretariat/Provincial Council as an agent of the other Ministries/ Departments

Serial No.	Ministry /Department from which the allocation was received	Purpose of the Allocation	Rs. ,000		Actual Expenditure	Utilized allocations, as a % of final allocations granted
			Allocation			
			Original	Final		
		-No-				

3.1.6 Performance of the Reporting of Non-Financial Assets (Consolidated Fund)

Assets Code	Code Description	Balance as per Board of Survey Report as at 31.12.2022	Balance as per financial Position Report as at 31.12.2022	Yet to be Accounted	Reporting Progress as a %
9151	Building and Structures	777,534,198	777,534,198	-	-
9152	Machinery and Equipment	305,642,823	305,642,823	-	-
9153	Land	350,475,000	350,475,000	-	-
9154	Intangible assets	-	-	-	-
9155	Biological assets	-	-	-	-
9160	Work in progress	10,000,000	10,000,000	-	-
9180	Leased assets	-	-	-	-

3.2 Statement of Financial Performance (Measurement Units, Standards and Services Fund)

Measurement Units, Standards and Services Fund				
For the year ended 31st December 2022				
Statement of Financial Performance				
			2022	2021
		Notes	Rs.	Rs.
<u>Income</u>				
Sealing Income		6	203,785,354	207,447,051
Calibration Income			3,175,986	2,126,410
Verification Income			21,333	39,333
Pattern Approval Income			267,253	546,493
Registration Income			1,697,933	789,696
Course fee Income			35,753	30,000
Interest Income			33,664,953	21,165,574
Training			-	-

Other Income			24,846	10,767,514
Total Income			242,673,412	251,135,273
<u>Expenditure</u>				
Overtime allowances		7	1,779,689	2,606,096
Travelling expenditure		8	10,324,590	7,728,886
Provisions		9	16,540,751	17,061,632
Maintenance expenditure		10	14,876,264	15,105,327
Contractual services		11	24,385,979	22,954,025
Contributory funds and subscription			5,408,323	6,519,157
Other recurrent expenditure			-	73,500
Property, Plant and Equipment Depreciation		12	89,024,846	99,275,833
Human Resources Development and Training			1,761,581	548,150
Workshop exhibitions and conferences			-	-
Property, Plant and Equipment maintenance		13	3,479,163	4,594,439
Acquisition of capital assets				
Total expenditure			167,581,186	176,467,044
Surplus for the period			75,092,226	66,445,027

3.2.1 Statement of Financial Position (Measurement Units, Standards and Services Fund)

Measurement Units, Standards and Services Fund			
As at 31st December 2022			
Statement of Financial Position			
		2022	2021
	Note	Rs.	Rs.
Assets			
<u>Current Assets</u>			
Cash & Cash Equivalents	1	423,890,342	363,507,101
Stationary stock		1,104,633	1,408,890
Receivables	2	5,640,712	49,199
Deposit Account		200,000	-
Current Assets		430,835,688	364,965,190
<u>Non – Current Assets</u>			
Property, Plant & Equipment	3	927,173,032	985,119,712
Fixed Deposits		382,358,226	312,302,348
Goods Issuing Document Deposits		47,765,312	47,715,045
Receivables		-	-
Non – Current Assets		1,357,296,569	1,345,137,105
Total Assets		1,788,132,257	1,710,102,295
Liabilities			
<u>Current Liabilities</u>			
Accrued expenses		6,321,132	5,944,805
1/3 of revenue payable to the Treasury	5	23,848,831	27,579,800
Value Added Tax		13,828,285	7,642,216
Deposit Account		91,393	105,083
Pre Received Income		-	301,800
Current Liabilities		44,089,641	41,573,704
<u>Non -Current Liabilities</u>			
Total Liabilities		44,089,641	41,573,704
Total Net Assets		1,744,042,616	1,668,528,591
Equity and Reserves			
<u>Reserves</u>			
Property, Plant & Equipment Reserve	22	36,700,007	36,700,007
		36,700,007	36,700,007
<u>Equity</u>			
Accumilated Fund		1,707,342,163	1,631,828,584
Total Equity and Reserves		1,744,042,616	1,668,528,591

Statement of Financial Performance from 56pg to 537pg, Statement of Financial Position from 58pg to 59pg, Statement of Cash Flow presented from 60pg to 61pg, Statement of Accumulated Fund on 61pg are integral parts of these Financial Statements. The Financial Statements have been prepared in complying with the Generally Accepted Accounting Principles whereas most appropriate Accounting Policies are used as disclosed in the Notes to the Financial Statements and hereby certify that figures in these Financial Statements, Notes to accounts and other relevant accounts were reconciled with the Treasury Books of Accounts and found to in agreement.

Chief Accounting Officer

Accounting Officer

Chief Financial Officer/
Chief Accountant

Name:A.M.P.M.B. Atapattu

Name:S.N.Akuranthilake

Name: K.M.G.M. Madurangi

Designation: Secretary,

Designation:Director

Ministry of Trade,

Commerce and Food Security

3.2.2 Statement of Cash Flows (Measurement Units, Standards and Services Fund)


Measurement Units, Standards and Services Fund			
For the year ended 31st December 2022			
Statement of Cash Flows			
		2022	2021
	Notes	Rs.	Rs.
Cash Flows from Operating Activities			
Receipts			
Income receipts	14	312,893,941	316,810,533
Other receipts	15	1,182,326	12,386,117
Value Added Tax		36,090,508	25,255,851
Advance receipts	16	728,844	1,442,496
Payments			
Expenditure paid	17	(69,274,104)	(66,817,972)
Value Added Tax		(29,904,439)	(25,209,723)
Advance paid	18	(2,325,900)	(1,293,580)
Accrued expenses	19	(5,856,346)	(8,961,014)
Deposits paid		(83,325)	(52,000)
1/3 of revenue payable to the treasury		(108,028,644)	(94,687,337)
Net cash flow from operating activities		135,422,861	158,873,371
Cash Flows from Investing Activities			
Ordinary Savings Account		-	-
Interest received	20	7,973,363	5,699,922
Acquisition of Assets	21	(31,078,165)	(154,646,024)
Enhancement of capital assets	22	-	(3,828,061)
Human Resources Development expenditure		(1,736,581)	(548,150)
Lands		-	-
Bank Guarantee		-	2,187,000
Net cash flow from investment activities		(24,841,383)	(151,135,313)
Cash Flows from Financing Activities			
Repayment of Local Borrowings		-	107,080
Payment of arrears 1/3 of revenue payable to the Treasury		-	(15,632,878)
Fixed Deposits		(50,000,000)	-
Special Deposits		(200,000)	-
Cash flow from financial activities		(50,200,000)	(15,525,798)

Net increase/ (decrease) in cash and cash equivalents		60,381,478	(7,787,740)
Opening Cash and cash equivalents balance at the beginning of the period		363,508,865	371,296,605
Closing Cash and cash equivalents balance at the beginning of the period		423,890,343	363,508,865

3.2.3 Statement of Accumulated Fund

Statement of Accumulated Fund		
	Notes	
Balance as at 01.01.2022		1,631,828,584
<u>Additions</u>		
Cash		367,010
Accrued expenses		98,223
		1,632,293,817
<u>Deductions</u>		
Accrued expenses		8,000
Calibration Income		35,880
		1,632,249,937
<u>Additions</u>		
Surplus for the period		75,092,226
Balance as at 31.12.2022		1,707,342,163

3.3 Auditor's Report



ජාතික විගණන කාර්යාලය

தேசிய கணக்காய்வு அலுவலகம்

NATIONAL AUDIT OFFICE



මගේ අංකය
எனது இல.
My No.

} විචිත/එල්/එම්/සුඑස්එස්එල්/2022/01

ඔබේ අංකය
உமது இல.
Your No.

}

දිනය
திகதி
Date

}

2023 මැයි 25 දින

අධ්‍යක්ෂ

මිනුම් ඒකක ප්‍රමිති හා සේවා දෙපාර්තමේන්තුව

මිනුම් ඒකක ප්‍රමිති හා සේවා අරමුදලේ 2022 දෙසැම්බර් 31 දිනෙන් අවසන් වර්ෂය සඳහා වූ මූල්‍ය ප්‍රකාශන සහ වෙනත් තොරතුරු හා නියාමන අවශ්‍යතා පිළිබඳව 2018 අංක 19 දරන ජාතික විගණන පනතේ 11(1) වන වගන්තිය ප්‍රකාරව විගණකාධිපති වාර්තාව

යථෝක්ත වාර්තාව මේ සමඟ එවා ඇත.



ඩබ්ලිව්.පී.සී.වික්‍රමරත්න

විගණකාධිපති

පිටපත් :- 1. ලේකම්, මුදල්, ආර්ථික ස්ථායීකරණ සහ ජාතික ප්‍රතිපත්ති අමාත්‍යාංශය
2. ලේකම්, වෙළෙඳ, වාණිජ හා ආහාර සුරක්ෂිතතා අමාත්‍යාංශය



ජාතික විගණන කාර්යාලය

தேசிய கணக்காய்வு அலுவலகம்

NATIONAL AUDIT OFFICE



මගේ අංකය
எனது இல. }
My No. }

විඵ්ඨි/එල්/එම්යුඑස්එස්ඨිඑල්/
2022/01

ඔබේ අංකය
உமது இல. }
Your No. }

දිනය
திகதி }
Date }

2023 මැයි 25 දින

අධ්‍යක්ෂ,
මිනුම් ඒකක ප්‍රමිති හා සේවා දෙපාර්තමේන්තුව

මිනුම් ඒකක ප්‍රමිති හා සේවා අරමුදලේ 2022 දෙසැම්බර් 31 දිනෙන් අවසන් වර්ෂය සඳහා වූ මූල්‍ය ප්‍රකාශන සහ වෙනත් තෛතික හා නියාමන අවශ්‍යතා පිළිබඳව 2018 අංක 19 දරන ජාතික විගණන පනතේ 11(1) වන වගන්තිය ප්‍රකාරව විගණකාධිපති වාර්තාව

1. මූල්‍ය ප්‍රකාශන

1.1 තත්ත්වගණනය කළ මතය

මිනුම් ඒකක ප්‍රමිති හා සේවා අරමුදලේ 2022 දෙසැම්බර් 31 දිනට මූල්‍ය තත්ත්ව ප්‍රකාශනය සහ එදිනෙන් අවසන් වර්ෂය සඳහා වූ මූල්‍ය කාර්යසාධන ප්‍රකාශනය, සමුච්චිත අරමුදල පිළිබඳ ප්‍රකාශන සහ එදිනෙන් අවසන් වර්ෂය සඳහා මුදල් ප්‍රවාහ ප්‍රකාශනය සහ මූල්‍ය ප්‍රකාශනවලට අදාළ සටහන්, සාරාංශගත වැදගත් ගිණුම්කරණ ප්‍රතිපත්තිවලින් සමන්විත 2022 දෙසැම්බර් 31 දිනෙන් අවසන් වර්ෂය සඳහා වූ මූල්‍ය ප්‍රකාශන ශ්‍රී ලංකා ප්‍රජාතාන්ත්‍රික සමාජවාදී ජනරජයේ ආණ්ඩුක්‍රම ව්‍යවස්ථාවේ 154(3) ව්‍යවස්ථාව සමඟ සංයෝජිතව කියවිය යුතු 2018 අංක 19 දරන ජාතික විගණන පනතේ විධිවිධාන ප්‍රකාර මාගේ විධානය යටතේ විගණනය කරන ලදී. ආණ්ඩුක්‍රම ව්‍යවස්ථාවේ 154 (6) ව්‍යවස්ථාව ප්‍රකාරව මාගේ වාර්තාව යථා කාලයේදී පාර්ලිමේන්තුවේ සභාගත කරනු ලැබේ.

මාගේ වාර්තාවේ තත්ත්වගණනය කළ මතය සඳහා පදනම කොටසේ විස්තර කර ඇති කරුණු වලින් වන බලපෑම හැර, ආයතනයේ මූල්‍ය ප්‍රකාශන තුළින් 2022 දෙසැම්බර් 31 දිනට මූල්‍ය තත්ත්වය සහ එදිනෙන් අවසන් වර්ෂය සඳහා එහි මූල්‍ය ක්‍රියාකාරිත්වය හා මුදල් ප්‍රවාහ ශ්‍රී ලංකා රාජ්‍ය අංශයේ ගිණුම්කරණ ප්‍රමිතිවලට අනුකූලව සත්‍ය හා සාධාරණ තත්ත්වයක් පිළිබිඹු කරන බව මා දරන්නා වූ මතය වේ.



1.2 තත්වගණනය කළ මතය සඳහා පදනම

- (අ) ශ්‍රී ලංකා රාජ්‍ය අංශ ගිණුම්කරණ ප්‍රමිත අංක 07 හි 69 ඡේදය ප්‍රකාරව වත්කමක් ක්ෂය කිරීම ආරම්භ වන්නේ එය පාවිච්චි කිරීම සඳහා සූදානම් තත්වයට ගෙන ආ පසු, එසේ වුවද වටිනාකම රු. 25,832,345 ක් වූ වත්කමක් ක්‍රියාකාරී තත්වයට පත් වී ඇත්තේ 2022 දෙසැම්බර් 29 දින වුවද සම්පූර්ණ වර්ෂය සඳහාම ක්ෂය කිරීම නිසා ක්ෂය වටිනාකම රු. 5,124,005 ක් වැඩියෙන් දක්වා තිබුණි.
- (ආ) සමාලෝචිත වර්ෂයේදී ප්‍රාග්ධන ස්වරූපයේ පරිගණක උපකරණ සහ දුරකථන ජාල නවීකරණ උපකරණ මිලදී ගැනීම සඳහා වැය කරන ලද වටිනාකම රු. 3,256,414 ක් වූ වියදම් 06 ක් අලුත්වැඩියා වියදම් ලෙස ගිණුම්ගත කර තිබිණි.
- (ඇ) අනවසර ඉදිකිරීම් වෙනුවෙන් ප්‍රාදේශීය සභාව විසින් අයකරන ලද රු. 372,000 ක් වූ සේවා ගාස්තුව ගොඩනැගිලි ඉදිකිරීම් ගිණුමට ප්‍රාග්ධනිත කර තිබුණි.
- (ඈ) සමාලෝචිත වර්ෂයේ දෙසැම්බර් 31 දිනට ඉදිරිපත් කරන ලද බැංකු සැසඳුම් ප්‍රකාශය අනුව මුදල් පොතෙහි ශේෂයට සමාලෝචිත වර්ෂය දක්වා හඳුනා නොගත් සෘජු ප්‍රේෂණ ලැබීම් රු.10,395,572 ක් සහ හඳුනා නොගත් ගෙවීම් රු.76,587,740 ක් ගැලපීම් කර තිබුණද, ලැබීම් සහ ගෙවීම්වලට අදාළ සාක්ෂි විගණනයට ඉදිරිපත් නොවීම හේතුවෙන් එම ලැබීම් සහ ගෙවීම් සතුටුදායක ලෙස සන්නිරීක්ෂණය කිරීමට හෝ පිළිගැනීමට නොහැකි විය.
- (ඉ) සමාලෝචිත වර්ෂයේවෙබ් අඩවි සංවර්ධනය සහ උපකරණ මිලදී ගැනීම සඳහා ගෙවූ අත්තිකාරම් එකතුව රු. 1,667,100 ක් යන්ත්‍ර උපකරණ ගිණුමට හර කර තිබුණි.
- (ඊ) ඉකුත් වර්ෂයේදී ගොඩනැගිලි එකතු කිරීම් සඳහා ගෙවිය යුතු රු. 595,778 ක් සමාලෝචිත වර්ෂයේදී ගෙවීම් කිරීමේදී ගෙවිය යුතු ගිණුමෙන් ඉවත් කිරීම වෙනුවට ගොඩනැගිලි ගිණුමට එකතු කිරීම හේතුවෙන් එම ප්‍රමාණයෙන් වත්කම් වැඩියෙන් දැක්විණි.

ශ්‍රී ලංකා විගණන ප්‍රමිතවලට (ශ්‍රී.ලං.වි.ප්‍ර) අනුකූලව මා විගණනය සිදු කරන ලදී. මෙම විගණන ප්‍රමිතියටත් වූ මාගේ වගකීම, මෙම වාර්තාවේ මූල්‍ය ප්‍රකාශන විගණනය සම්බන්ධයෙන් විගණකගේ වගකීම යන කොටසේ තවදුරටත් විස්තර කර ඇත. මාගේ මතය සඳහා පදනමක් සැපයීම උදෙසා මා විසින් ලබාගෙන ඇති විගණන සාක්ෂි ප්‍රමාණවත් සහ උචිත බව මාගේ විශ්වාසයයි.

1.3 මූල්‍ය ප්‍රකාශන පිළිබඳ කළමනාකරණයේ සහ පාලනය කරන පාර්ශවයන්ගේ වගකීම

මෙම මූල්‍ය ප්‍රකාශන ශ්‍රී ලංකා රාජ්‍ය අංශයේ ගිණුම්කරණ ප්‍රමිතීන්ට අනුකූලව පිළියෙල කිරීම හා සාධාරණ ලෙස ඉදිරිපත් කිරීම සහ වංචා හෝ වැරදි හේතුවෙන් ඇතිවිය හැකි ප්‍රමාණාත්මක සාවද්‍ය ප්‍රකාශනයන්ගෙන් තොරව මූල්‍ය ප්‍රකාශන පිළියෙල කිරීමට හැකිවනු පිණිස අවශ්‍ය වන අභ්‍යන්තර පාලනයන් තීරණය කිරීම කළමනාකරණයේ වගකීම වේ.

මූල්‍ය ප්‍රකාශන පිළියෙල කිරීමේදී, අරමුදල අඛණ්ඩව පවත්වාගෙන යාමේ හැකියාව තීරණය කිරීම කළමනාකරණයේ වගකීමක් වන අතර, කළමනාකාරිත්වය අරමුදල ආවර කිරීමට අදහස් කරන්නේ නම් හෝ වෙනත් විකල්පයක් නොමැති විටදී මෙහෙයුම් නැවැත්වීමට කටයුතු කරන්නේ නම් හැර අඛණ්ඩ පැවැත්මේ පදනම මත ගිණුම් තැබීම හා අරමුදලේ අඛණ්ඩ පැවැත්මට අදාළ කරුණු අනාවරණය කිරීමද කළමනාකරණයේ වගකීමකි.

අරමුදලේ මූල්‍ය වාර්තාකරණ ක්‍රියාවලිය සම්බන්ධව පරීක්ෂා කිරීමේ වගකීම, පාලනය කරන පාර්ශවයන් විසින් දරනු ලබයි.

2018 අංක 19 දරන ජාතික විගණන පනතේ 16 (1) උප වගන්තිය ප්‍රකාරව, අරමුදලේ වාර්ෂික සහ කාලීන මූල්‍ය ප්‍රකාශන පිළියෙල කිරීමට හැකිවන පරිදි ස්වකීය ආදායම්, වියදම්, වත්කම් හා බැරකම් පිළිබඳ නිසි පරිදි පොත්පත් හා වාර්තා පවත්වාගෙන යා යුතුය.

1.4 මූල්‍ය ප්‍රකාශන විගණනය සම්බන්ධයෙන් විගණකගේ වගකීම

සමස්ථයක් ලෙස මූල්‍ය ප්‍රකාශන, වංචා සහ වැරදි නිසා ඇතිවන ප්‍රමාණාත්මක සාවද්‍ය ප්‍රකාශනයන්ගෙන් තොර බවට සාධාරණ තහවුරුවක් ලබාදීම සහ මාගේ මතය ඇතුළත් විගණන වාර්තාව නිකුත් කිරීම මාගේ අරමුණ වේ. සාධාරණ සහතිකවීම උසස් මට්ටමේ සහතිකවීමක් වන නමුත්, ශ්‍රී ලංකා විගණන ප්‍රමිති ප්‍රකාරව විගණනය සිදු කිරීමේදී එය සැමවිටම ප්‍රමාණාත්මක සාවද්‍ය ප්‍රකාශනයන් අනාවරණය කරගන්නා බවට වන තහවුරු කිරීමක් නොවනු ඇත. වංචා සහ වැරදි තනි හෝ සාමූහික ලෙස බලපෑම නිසා ප්‍රමාණාත්මක සාවද්‍ය ප්‍රකාශනයන් ඇතිවිය හැකි අතර, එහි ප්‍රමාණාත්මක භාවය මෙම මූල්‍ය ප්‍රකාශන පදනම් කරගනිමින් පරිශීලකයන් විසින් ගනු ලබන ආර්ථික තීරණ කෙරෙහි වන බලපෑම මත රඳා පවතී.

ශ්‍රී ලංකා විගණන ප්‍රමිති ප්‍රකාරව විගණනයේ කොටසක් ලෙස මා විසින් විගණනයේදී වෘත්තීය විනිශ්චය සහ වෘත්තීය සැකමුසුබවින් යුතුව ක්‍රියා කරන ලදී. මා විසින් තවදුරටත්,



- ප්‍රකාශ කරන ලද විගණන මතයට පදනමක් සපයා ගැනීමේදී වංචා හෝ වැරදි හේතුවෙන් මූල්‍ය ප්‍රකාශනවල ඇති විය හැකි ප්‍රමාණාත්මක සාවද්‍ය ප්‍රකාශනයන් ඇතිවීමේ අවදානම් හඳුනාගැනීම හා තක්සේරු කිරීම සඳහා අවස්ථාවෝචිතව උචිත විගණන පරිපාටි සැලසුම් කර ක්‍රියාත්මක කරන ලදී. වරදවා දැක්වීම හේතුවෙන් සිදුවන ප්‍රමාණාත්මක සාවද්‍ය ප්‍රකාශනයන්ගෙන් සිදුවන බලපෑමට වඩා වංචාවකින් සිදුවන්නා වූ බලපෑම ප්‍රබල වන්නේ ඒවා දුස්සන්ධානයෙන්, ව්‍යාජ ලේඛන සැකසීමෙන්, වෙනත්වික මහඟුරුමෙන්, වරදවා දැක්වීමෙන් හෝ අභ්‍යන්තර පාලනයන් මඟ හැරීමෙන් වැනි හේතු නිසා වන බැවිනි.
- අභ්‍යන්තර පාලනයේ සඵලදායීත්වය පිළිබඳව මතයක් ප්‍රකාශ කිරීමේ අදහසින් නොවුවද, අවස්ථාවෝචිතව උචිත විගණන පරිපාටි සැලසුම් කිරීම පිණිස අභ්‍යන්තර පාලනය පිළිබඳව අවබෝධයක් ලබාගන්නා ලදී.
- භාවිතා කරන ලද ගිණුම්කරණ ප්‍රතිපත්තිවල උචිතභාවය, ගිණුම්කරණ ඇස්තමේන්තුවල සාධාරණත්වය සහ කළමනාකරණය විසින් කරන ලද සම්බන්ධිත හෙළිදරව් කිරීම් අගයන ලදී.
- සිද්ධීන් හෝ තත්ත්වයන් හේතුවෙන් ආයතනයේ අඛණ්ඩ පැවැත්ම පිළිබඳ ප්‍රමාණාත්මක අවිනිශ්චිතතාවයක් තිබේද යන්න සම්බන්ධයෙන් ලබාගත් විගණන සාක්ෂි මත පදනම්ව ගිණුම්කරණය සඳහා ආයතනයේ අඛණ්ඩ පැවැත්ම පිළිබඳ පදනම යොදා ගැනීමේ අදාලත්වය තීරණය කරන ලදී. ප්‍රමාණවත් අවිනිශ්චිතතාවයක් ඇති බවට මා නිගමනය කරන්නේ නම් මූල්‍ය ප්‍රකාශනවල ඒ සම්බන්ධයෙන් වූ හෙළිදරව්කිරීම් වලට මාගේ විගණන වාර්තාවේ අවධානය යොමු කළ යුතු අතර, එම හෙළිදරව්කිරීම් ප්‍රමාණවත් නොවන්නේ නම් මාගේ මතය විකරණය කළ යුතුය. කෙසේ වුවද, අනාගත සිද්ධීන් හෝ තත්ත්වයන් මත අඛණ්ඩ පැවැත්ම අවසන් වීමට හැකිය.
- මූල්‍ය ප්‍රකාශනවල ව්‍යුහය හා අන්තර්ගතය සඳහා පාදක වූ ගනුදෙනු හා සිද්ධීන් උචිත හා සාධාරණව ඇතුළත් වී ඇති බව සහ හෙළිදරව් කිරීම් ඇතුළත් මූල්‍ය ප්‍රකාශනවල සමස්ථ ඉදිරිපත් කිරීම අගයන ලදී.

මාගේ විගණනය තුළදී හඳුනාගත් වැදගත් විගණන සොයාගැනීම්, ප්‍රධාන අභ්‍යන්තර පාලන දුර්වලතා හා අනෙකුත් කරුණු පිළිබඳව පාලනය කරනු ලබන පාර්ශවයන් දැනුවත් කරමි.

2. වෙනත් නෛතික හා නියාමන අවශ්‍යතා පිළිබඳ වාර්තාව

2018 අංක 19 දරන ජාතික විගණන පනතේ පහත සඳහන් අවශ්‍යතාවයන් සම්බන්ධයෙන් විශේෂ ප්‍රතිපාදන ඇතුළත් වේ .

- 2018 අංක 19 දරන ජාතික විගණන පනතේ 6 (1) (ඇ) (iii) වගන්තියේ සඳහන් අවශ්‍යතාවය අනුව අරමුදලේ මූල්‍ය ප්‍රකාශන ඉකුත් වර්ෂය සමඟ අනුරූප වේ.
- 2018 අංක 19 දරන ජාතික විගණන පනතේ 6 (1) (ඇ) (iv) වගන්තියේ සඳහන් අවශ්‍යතාවය අනුව ඉකුත් වර්ෂයේදී මා විසින් සිදුකරන ලද නිර්දේශයන් ඉදිරිපත් කරන ලද මූල්‍ය ප්‍රකාශනවල ඇතුළත්ව ඇත.

3. මෙහෙයුම් සමාලෝචනය

3.1 නීති, රීති රෙගුලාසි හා කළමනාකරණ තීරණවලට අනුකූල නොවීම

පහත සඳහන් නීති, රීති රෙගුලාසි හා කළමනාකරණ තීරණවලට අනුකූල නොවීම් නිරීක්ෂණය විය.

නීතිරීති / විධානයට යොමුව	නිරීක්ෂණ
(අ) 1995 අංක 35 දරන මිනුම් ඒකක ප්‍රමිත සේවා පනතේ 20 (1) (අ) සහ 37 වගන්තිය	වෙළඳාමේ භාවිතා වන සියලුම මිනුම් උපකරණ වාර්ෂිකව සත්‍යාපනය කළයුතු වුවත් එසේ සෑම උපකරණයක්ම සත්‍යාපනය කරන බව තහවුරු කර ගැනීමේ නිසි ක්‍රමවේදයක් අරමුදල තුළ මේ දක්වා ස්ථාපිත කර නොතිබුණි.
(ආ) මුදල් රෙගුලාසි 1647 (ආ)	වාහන සහ උපකරණ පිළිබඳ වාර්ෂික සමීක්ෂණයක් සිදු කර නොතිබුණි.
(ඇ) 2016 දෙසැම්බර් 29 දිනැති අංක 30/ 2016 රාජ්‍ය පරිපාලන චක්‍රලේඛයේ 3.1 ඡේදය	රජයේ වාහන සෑම ඉන්ධන දහන පරීක්ෂාවකට පසු මාස 12 ක කාල සීමාවකින් පසුව හෝ කිලෝමීටර් 25,000 ක දුර ප්‍රමාණයක් ධාවනය කිරීමෙන් පසුව හෝ එන්ජිමට සම්බන්ධ ප්‍රධාන අඵත්වැඩියාවකට පසු හෝ යන කාරණා අතරින් මුලින්ම යෙදෙන අවස්ථාවට පසුව නැවත ඉන්ධන දහන පරීක්ෂාවක් සිදුකල යුතු වුවද දෙපාර්තමේන්තුවේ ඇති වාහන 17 සම්බන්ධයෙන් එවැනි පරීක්ෂාවක් සිදුකර නොතිබුණි.



3.2 කළමනාකරණ ක්‍රියාකාරකම්

අරමුදලෙහි ජංගම ගිණුමෙහි සමාලෝචිත වර්ෂයේ ජනවාරි සිට දෙසැම්බර් දක්වා රු. මිලියන 95 සිට රු.මිලියන 201 දක්වා පරාසයක ශේෂයක් පවත්වාගෙන ගොස් තිබූ අතර මෙම ශේෂය අරමුදලේ මාසික අවශ්‍යතාවය හා සසඳන විට සියයට 63 සිට සියයට 97 දක්වා අතිරික්ත මුදලක් බව නිරීක්ෂණය විය. මෙම අතිරික්ත ශේෂය ඵලදායී ලෙස ආයෝජනය කර අරමුදල සඳහා පොලී ආදායම් උපයා ගත හැකිව තිබුණද, කළමනාකරණය විසින් ඒ පිළිබඳ අවධානය යොමු කර නොතිබුණි.

3.3 කාර්යසාධනය

අරමුදල විසින් සමාලෝචිත වර්ෂය තුළදී ක්‍රියාකාරී සැලැස්මට අනුව ඉටුකර ගැනීමට සැලසුම් කරන ලද කාර්යයන් සම්බන්ධයෙන් පහත සඳහන් නිරීක්ෂණයන් කරනු ලැබේ.

- (අ) ආයතනික රාමුව ශක්තිමත් කිරීමේ පරමාර්ථය යටතේ ප්‍රධාන වශයෙන් මිනුම් ඒකක ප්‍රමිතීන්, සේවා පනත හා නීති රීති යාවත්කාලීන කිරීමේ ප්‍රගතිය සියයට 10 ක්ද අභ්‍යන්තර ක්‍රියාකාරකම් සඳහා තාක්ෂණ විසඳුම් හා මාර්ගෝපදේශ හඳුන්වාදීමේ ක්‍රමවේදයන්හි ප්‍රගතිය සියයට 20 ක්ද වශයෙන් අඩු මට්ටමක ප්‍රගතියක් පැවතුණි.
- (ආ) ජාතික මිනුම් විද්‍යාගාරයට ජාත්‍යන්තර පිළිගැනීමක් ලබා ගැනීම සඳහා (ISO 17025 ISO 9001) තාක්ෂණික විද්‍යාගාර 08 ක ජාත්‍යන්තර ප්‍රමිතීන්ට ගැලපෙන ලෙස වැඩි දියුණු කිරීමට සැලසුම් කලද, විද්‍යාගාර 06 ක කටයුතු පමණක් සම්පූර්ණ කරගෙන තිබුණි. එමෙන්ම ජාත්‍යන්තර විශේෂඥයින්ගේ පුහුණුව, උපදේශනය මාර්ගගතව ලබාගැනීම සියයට 50 ක් ද සහ ජාත්‍යන්තර විශේෂඥයින්ගේ සමාලෝචනය ලබාගැනීම සියයට 40 ක් ද ඉටුකර ගෙන තිබුණි.
- (ඇ) දක්ෂ හා උගත් ප්‍රජාවක් ඇති කිරීම සඳහා මිනුම් දැනුම ව්‍යාප්ත කිරීම හා අන්තර් (ආශ්‍රිත) ආයතන අතර පුහුණු වැඩසටහන් ප්‍රවර්ධනය කිරීම යන අරමුණුවලින් ඉටුකරගෙන ඇති ප්‍රගතිය සියයට 18 ක් 50 ක් අතර මට්ටමක පැවතුණි.
- (ඈ) දැනුවත් කිරීමේ වැඩසටහන් යටතේ වැටලීම් මඟින් ජනතාව දැනුවත් කිරීම සහ අවම කාලයක් තුළ පරීක්ෂණ ක්‍රියාවලිය නිම කිරීම තුලින් පරීක්ෂණ 60 ක් කිරීමට සැලසුම් කර තිබුණද ඉන් ඉටු කරගැනීමට පරීක්ෂණ 14 ක් පමණක් වූයෙන් ප්‍රගතිය සියයට 23ක් ව පැවතුණි.
- (ඉ) දිස්ත්‍රික්ක 12 ක් තුළ මිනුම් ප්‍රමිතීන් නැවත සත්‍යාපනය කිරීමට සැලසුම් කර තිබුණද, දිස්ත්‍රික්ක 04 ක පමණක් එම කාර්යය ඉටුකර තිබුණි.


(ඊ) ජාතික ප්‍රතිපත්තිවලට අනුගත වූ ජාතික හා ජාත්‍යන්තර අරමුණු ඉටුකර ගැනීම සඳහා වැඩසටහන් 03 ක් සැලසුම් කර තිබුණද ,එකම වැඩසටහනක්වත් ක්‍රියාත්මක කර නොතිබුණි.

3.4 ප්‍රසම්පාදන

සමාලෝචිත වර්ෂය තුළ හෝ ඊට පෙර දෙපාර්තමේන්තුව විසින් වාහන අලුත්වැඩියා කිරීම් හෝ සේවා කිරීම් සඳහා සැපයුම්කරුවන් ලියාපදිංචි කරගෙන නොතිබුණ අතර 2006 ප්‍රසම්පාදන මාර්ගෝපදේශ අත්පොතෙහි 3.4 වන මාර්ගෝපදේශය ප්‍රකාරව සුළු වටිනාකමක් ඇති වැඩ හෝ සේවා ලබා ගැනීමේදී ලියාපදිංචි සැපයුම්කරුවන් අතරින් හෝ දුරකථන නාමාවලියේ කහ පිටු අතරින් තෝරාගත් සැපයුම්කරුවන් වෙතින් තැපෑලෙන් ලබාගත් ලංසු 03 ක් හෝ 05 ක් අතරින් ඇගයීම් කර තෝරාගත් ලංසුකරුවන්ගෙන් අදාළ සේවාව ලබා ගත යුතු වුවද ඊට පටහැනි ලෙස සේවා වාර 33 ක් (ලංසු කැඳවීමකින් තොරව) එකම සේවා ස්ථානයකින් සිදුකර රු. 1,350,605 ක් ගෙවා තිබුණි.

3.5 විගණන හා කළමනාකරණ කමිටු

2019 ජනවාරි 12 දිනැති අංක DMA/2019 දරන කළමනාකරණ විගණන චක්‍රලේඛයේ 5.3 වගන්තිය ප්‍රකාරව කාර්තුවකට අවම වශයෙන් එක් රැස්වීම බැගින් වාර්ෂිකව රැස්වීම් 04 ක් පැවැත්විය යුතු වුවද දෙපාර්තමේන්තුව විසින් 2022 වර්ෂයේ විගණන හා කළමනාකරණ කමිටු රැස්වීම් නොපැවැත්වීම නිසා අරමුදලේ කටයුතු අඛණ්ඩ පදනමක් මත සමාලෝචනයට භාජනය වී නොතිබුණි.


ඩබ්ලිව්. පී. සී. වික්‍රමරත්න
විගණකාධිපති



ජාතික විගණන කාර්යාලය

தேசிய கணக்காய்வு அலுவலகம்
NATIONAL AUDIT OFFICE



මගේ අංකය
எனது இல.
My No.

TAC/F/MUSSD/FS/2022/01

ඔබේ අංකය
உமது இல.
Your No.

දිනය
திகதி
Date

2023 මැයි 29 දින

අධ්‍යක්ෂ ජනරාල්,
රාජ්‍ය ගිණුම් දෙපාර්තමේන්තුව

මිනුම් ඒකක ප්‍රමිති හා සේවා දෙපාර්තමේන්තුවේ 2022 දෙසැම්බර් 31 දිනෙන් අවසන් වර්ෂය සඳහා වූ මූල්‍ය ප්‍රකාශන පිළිබඳව 2018 අංක 19 දරන ජාතික විගණන පනතේ 11(1) වන වගන්තිය ප්‍රකාරව විගණකාධිපති සම්පිණ්ඩන වාර්තාව

යටෝක්ත වාර්තාව හා මූල්‍ය ප්‍රකාශනයේ මුල් පිටපත (සිංහල, ඉංග්‍රීසි, දෙමළ) මේ සමඟ එවා ඇත.

බී.පී.අයි.නිරංජා
ජ්‍යෙෂ්ඨ සහකාර විගණකාධිපති
විගණකාධිපති වෙනුවට

පිටපත :- අධ්‍යක්ෂ, මිනුම් ඒකක ප්‍රමිති හා සේවා දෙපාර්තමේන්තුව



ජාතික විගණන කාර්යාලය

தேசிய கணக்காய்வு அலுவலகம்
NATIONAL AUDIT OFFICE



මගේ අංකය
எனது இல. }
My No. }

TAC/F/MUSSD/FS/2022/01

ඔබේ අංකය
உமது இல. }
Your No. }

දිනය
திகதி }
Date }

2023 මැයි 29 දින

අධ්‍යක්ෂ,

මිනුම් ඒකක ප්‍රමිති හා සේවා දෙපාර්තමේන්තුව

ශීර්ෂය - 298 මිනුම් ඒකක ප්‍රමිති හා සේවා දෙපාර්තමේන්තුවේ 2022 දෙසැම්බර් 31 දිනෙන් අවසන් වර්ෂය සඳහා වූ මූල්‍ය ප්‍රකාශන පිළිබඳව 2018 අංක 19 දරන ජාතික විගණන පනතේ 11(1) වගන්තිය ප්‍රකාරව විගණකාධිපති සම්පිණ්ඩන වාර්තාව

1 මූල්‍ය ප්‍රකාශන

1.1 තත්ත්වගණනය කළ මතය

ශීර්ෂය 298 - මිනුම් ඒකක ප්‍රමිති හා සේවා දෙපාර්තමේන්තුවේ 2022 දෙසැම්බර් 31 දිනට මූල්‍ය තත්ත්වය පිළිබඳ ප්‍රකාශය, එදිනෙන් අවසන් වර්ෂය සඳහා වූ මූල්‍ය කාර්යසාධන ප්‍රකාශය හා මුදල් ප්‍රවාහ ප්‍රකාශවලින් සමන්විත 2022 දෙසැම්බර් 31 දිනෙන් අවසන් වර්ෂය සඳහා වූ මූල්‍ය ප්‍රකාශන 2018 අංක 19 දරන ජාතික විගණන පනතේ විධිවිධාන සමඟ සංයෝජිතව කියවිය යුතු ශ්‍රී ලංකා ප්‍රජාතාන්ත්‍රික සමාජවාදී ජනරජයේ ආණ්ඩුක්‍රම ව්‍යවස්ථාවේ 154(1) ව්‍යවස්ථාවේ ඇතුළත් විධිවිධාන ප්‍රකාර මාගේ විධානය යටතේ විගණනය කරන ලදී. 2018 අංක 19 දරන ජාතික විගණන පනතේ 11(1) වගන්තිය ප්‍රකාරව මිනුම් ඒකක ප්‍රමිති හා සේවා දෙපාර්තමේන්තුව වෙත ඉදිරිපත් කරනු ලබන මෙම මූල්‍ය ප්‍රකාශන පිළිබඳව මාගේ අදහස් දැක්වීම් හා නිරීක්ෂණයන් මෙම වාර්තාවේ සඳහන් වේ. ශ්‍රී ලංකා ප්‍රජාතාන්ත්‍රික සමාජවාදී ජනරජයේ ආණ්ඩුක්‍රම ව්‍යවස්ථාවේ 154(6) ව්‍යවස්ථාව සමඟ සංයෝජිතව කියවිය යුතු 2018 අංක 19 දරන ජාතික විගණන පනතේ 10 වගන්තිය ප්‍රකාරව ඉදිරිපත් කළ යුතු විගණකාධිපති වාර්තාව යථා කාලයේදී පාර්ලිමේන්තුව වෙත ඉදිරිපත් කරනු ලැබේ.

මෙම වාර්තාවේ 1.6 ඡේදයේ දක්වා ඇති කරුණුවලින් වන බලපෑම හැර, මූල්‍ය ප්‍රකාශනවලින් 2022 දෙසැම්බර් 31 දිනට මිනුම් ඒකක ප්‍රමිති හා සේවා දෙපාර්තමේන්තුවේ මූල්‍ය තත්ත්වය සහ එදිනෙන් අවසන් වර්ෂය සඳහා එහි මූල්‍ය කාර්යසාධනය හා මුදල් ප්‍රවාහය පොදුවේ

පිළිගත් ගිණුම්කරණ මූලධර්මවලට අනුකූලව සත්‍ය හා සාධාරණ තත්ත්වයක් පිළිබිඹු කරන බව මා දරන්නා වූ මතය වේ.

1.2 තත්ත්වගණනය කළ මතය සඳහා පදනම

මෙම වාර්තාවේ 1.6 ඡේදයේ දක්වා ඇති කරුණු මත පදනම්ව මාගේ මතය තත්ත්වගණනය කරනු ලැබේ. ශ්‍රී ලංකා විගණන ප්‍රමිතීන්ට (ශ්‍රී.ලං.වි.ප්‍ර) අනුකූලව මා විගණනය සිදු කරන ලදී. මූල්‍ය ප්‍රකාශන සම්බන්ධයෙන් මාගේ වගකීම, විගණකගේ වගකීම යන වගන්තියේ තවදුරටත් විස්තර කර ඇත. මාගේ මතය සඳහා පදනමක් සැපයීම උදෙසා මා විසින් ලබා ගෙන ඇති විගණන සාක්ෂි ප්‍රමාණවත් සහ උචිත බව මාගේ විශ්වාසයයි.

1.3 මූල්‍ය ප්‍රකාශන සම්බන්ධයෙන් ප්‍රධාන ගණන්දීමේ නිලධාරීගේ හා ගණන්දීමේ නිලධාරීගේ වගකීම

පොදුවේ පිළිගත් ගිණුම්කරණ මූලධර්මවලට අනුකූලව හා 2018 අංක 19 දරන ජාතික විගණන පනතේ 38 වගන්තියේ සඳහන් විධිවිධානවලට අනුකූලව සත්‍ය හා සාධාරණ තත්ත්වයක් පිළිබිඹු කෙරෙන පරිදි මූල්‍ය ප්‍රකාශන පිළියෙල කිරීම හා වංචා සහ වැරදි හේතුවෙන් ඇති විය හැකි ප්‍රමාණාත්මක සාවද්‍ය ප්‍රකාශනයන්ගෙන් තොරව මූල්‍ය ප්‍රකාශන පිළියෙල කිරීමට හැකි වනු පිණිස අවශ්‍යවන අභ්‍යන්තර පාලනය තීරණය කිරීම ගණන්දීමේ නිලධාරීගේ වගකීම වේ.

2018 අංක 19 දරන ජාතික විගණන පනතේ 16(1) වගන්තිය ප්‍රකාරව දෙපාර්තමේන්තුව විසින් වාර්ෂික හා කාලීන මූල්‍ය ප්‍රකාශන පිළියෙල කිරීමට හැකිවන පරිදි ස්වකීය ආදායම්, වියදම්, වත්කම් හා බැරකම් පිළිබඳ නිසි පරිදි පොත්පත් හා වාර්තා පවත්වා ගෙන යා යුතුය.

ජාතික විගණන පනතේ 38(1)(ඇ) උප වගන්තිය ප්‍රකාරව දෙපාර්තමේන්තුවේ මූල්‍ය පාලනය සඳහා සඵලදායී අභ්‍යන්තර පාලන පද්ධතියක් සකස් කර පවත්වා ගෙන යනු ලබන බවට ගණන්දීමේ නිලධාරී සහතික විය යුතු අතර එම පද්ධතියේ සඵලදායීත්වය පිළිබඳව කලින් කල සමාලෝචනයක් සිදු කර ඒ අනුව පද්ධතිය ඵලදායී ලෙස කරගෙන යාමට අවශ්‍ය වෙනස්කම් සිදු කරනු ලැබිය යුතුය.

1.4 මූල්‍ය ප්‍රකාශන විගණනය පිළිබඳ විගණකගේ වගකීම

සමස්ථයක් ලෙස මූල්‍ය ප්‍රකාශන, වංචා හා වැරදි හේතුවෙන් ඇතිවන ප්‍රමාණාත්මක සාවද්‍ය ප්‍රකාශයන්ගෙන් තොර බවට සාධාරණ තහවුරුවක් ලබාදීම සහ මාගේ මතය ඇතුළත් විගණන වාර්තාව නිකුත් කිරීම මාගේ අරමුණ වේ. සාධාරණ සහතිකවීම උසස් මට්ටමේ සහතිකවීමක් වන නමුත්, ශ්‍රී ලංකා විගණන ප්‍රමිති ප්‍රකාරව විගණනය සිදු කිරීමේදී එය සෑම විටම ප්‍රමාණාත්මක සාවද්‍ය ප්‍රකාශයන් අනාවරණය කර ගන්නා බවට වන තහවුරු කිරීමක් නොවනු ඇත. වංචා සහ වැරදි තනි හෝ සාමූහික ලෙස බලපෑම නිසා ප්‍රමාණාත්මක සාවද්‍ය ප්‍රකාශනයන් ඇති විය හැකි අතර, එහි ප්‍රමාණාත්මක භාවය මෙම මූල්‍ය ප්‍රකාශන පදනම් කර ගනිමින් පරිශීලකයන් විසින් ගනු ලබන ආර්ථික තීරණ කෙරෙහි වන බලපෑම මත රඳා පවතී.

ශ්‍රී ලංකා විගණන ප්‍රමිති ප්‍රකාරව විගණනයේ කොටසක් ලෙස මා විසින් විගණනයේදී වෘත්තීය විනිශ්චය සහ වෘත්තීය සැකමුසුබවින් යුතුව ක්‍රියා කරන ලදී. මා විසින් තවදුරටත්,

- ප්‍රකාශ කරන ලද විගණන මතයට පදනමක් සපයා ගැනීමේදී වංචා හෝ වැරදි හේතුවෙන් මූල්‍ය ප්‍රකාශනවල ඇති විය හැකි ප්‍රමාණාත්මක සාවද්‍ය ප්‍රකාශයන් ඇතිවීමේ අවදානම් හඳුනාගැනීම හා තක්සේරු කිරීම සඳහා අවස්ථාවෝචිතව උචිත විගණන පරිපාටි සැලසුම් කර ක්‍රියාත්මක කරන ලදී. වරදවා දැක්වීම් හේතුවෙන් සිදුවන ප්‍රමාණාත්මක සාවද්‍ය ප්‍රකාශයන්ගෙන් සිදුවන බලපෑමට වඩා වංචාවකින් සිදුවන්නා වූ බලපෑම ප්‍රබල වන්නේ ඒවා දුස්සන්ධානයෙන්, ව්‍යාජ ලේඛන සැකසීමෙන්, වේතනාන්විත මහභැරීමෙන්, වරදවා දැක්වීමෙන් හෝ අභ්‍යන්තර පාලනයන් මඟ හැරීමෙන් වැනි හේතු නිසා වන බැවිනි.
- අභ්‍යන්තර පාලනයේ සඵලදායීත්වය පිළිබඳව මතයක් ප්‍රකාශ කිරීමේ අදහසින් නොවුවද, අවස්ථාවෝචිතව උචිත විගණන පරිපාටි සැලසුම් කිරීම පිණිස අභ්‍යන්තර පාලනය පිළිබඳව අවබෝධයක් ලබා ගන්නා ලදී.
- හෙළිදරව් කිරීම් ඇතුළත් මූල්‍ය ප්‍රකාශනවල ව්‍යුහය සහ අන්තර්ගතය සඳහා පාදක වූ ගනුදෙනු හා සිද්ධීන් උචිත හා සාධාරණ අයුරින් මූල්‍ය ප්‍රකාශනවල ඇතුළත් බව ඇගයීම.
- මූල්‍ය ප්‍රකාශනවල ව්‍යුහය හා අන්තර්ගතය සඳහා පාදක වූ ගනුදෙනු හා සිද්ධීන් උචිත හා සාධාරණව ඇතුළත් වී ඇති බව සහ හෙළිදරව් කිරීම් ඇතුළත් මූල්‍ය ප්‍රකාශනවල සමස්ථ ඉදිරිපත් කිරීම අගයන ලදී.

මාගේ විගණනය තුළදී හඳුනාගත් වැදගත් විගණන සොයාගැනීම්, ප්‍රධාන අභ්‍යන්තර පාලන දුර්වලතා හා අනෙකුත් කරුණු පිළිබඳව ගණන්දීමේ නිලධාරී දැනුවත් කරමි.

1.5 වෙනත් නෛතික අවශ්‍යතා පිළිබඳ වාර්තාව

2018 අංක 19 දරන ජාතික විගණන පනතේ 6(1)(ඇ) වගන්තිය ප්‍රකාරව පහත සඳහන් කරුණු මා ප්‍රකාශ කරමි.

(අ) මූල්‍ය ප්‍රකාශන ඉකුත් වර්ෂය සමඟ අනුරූප වේ.

(ආ) ඉකුත් වර්ෂයට අදාළ මූල්‍ය ප්‍රකාශන පිළිබඳව මා විසින් කර තිබුණු නිර්දේශ ක්‍රියාත්මක කර නොතිබුණි.

ඉකුත් වර්ෂයට අදාළ වාර්තාවේ ඡේද යොමුව	ක්‍රියාත්මක කර නොතිබුණු නිර්දේශය	මෙම වාර්තාවේ ඡේද යොමුව
(i) 1.6.1.1	මූල්‍ය කාර්යසාධන ප්‍රකාශනයේ දක්වා ඇති තැන්පත් ලැබීම් රු.54,097 ක් දෙපාර්තමේන්තු පොත්වල ඇතුළත් කර නොතිබුණු අතර භාණ්ඩාගාර මුද්‍රිත සහ දෙපාර්තමේන්තු පොත් අතර වූ එම වෙනස අග්‍රිම සැසඳුම් ප්‍රකාශයේ ඇතුළත් කර නොතිබුණි.	1.6.1
(ii) 1.6.2	භාණ්ඩාගාරයේ 52 වගුවේ සහ මූල්‍ය කාර්යසාධන ප්‍රකාශයේ අත්තිකාරම් ලැබීම් ලෙස රු. 5,277,770 ක් දක්වා තිබුණු අතර දෙපාර්තමේන්තු පොත් අනුව රු. 5,246,909 ක් වුවද වෙනස අග්‍රිම සැසඳුම් ප්‍රකාශයේ ඇතුළත් කර නොතිබුණි.	1.6.3



(iii) 1.6.4.1

දෙපාර්තමේන්තුවේ ඒකාබද්ධ ශේෂ පිරික්ෂුමට අනුව අත්තිකාරම් අයකර ගැනීම් වටිනාකම රු. 4,275,258 ක් වුවද මුදල් ප්‍රවාහ ප්‍රකාශයේ එම වටිනාකම ඇතුළත් කර නොතිබුණි. 1.6.2.(i)

(iv) 1.6.3.1

ජංගම වගකීම් යටතේ දක්වා තිබුණු රු. 47,715,046 ක් වූ තැන්පතු ගිණුම් ශේෂය දෙපාර්තමේන්තු පොත්වල සටහන් කර නොතිබුණි. 1.6.4

1.6 මූල්‍ය ප්‍රකාශන පිළිබඳ අදහස් දැක්වීම

1.6.1 ආදායම් නොවන ලැබීම්

මූල්‍ය කාර්යසාධන ප්‍රකාශයේ තැන්පතු ලැබීම් ලෙස දක්වා තිබුණු රු. 50,267 ක වටිනාකම දෙපාර්තමේන්තු පොත්වල ඇතුළත් කර නොතිබුණි.

1.6.2 මුදල් ප්‍රවාහ ප්‍රකාශය

- (i) දෙපාර්තමේන්තුවේ ඒකාබද්ධ ශේෂ පිරික්ෂුමට අනුව අත්තිකාරම් අයකර ගැනීම් රු. 5,043,464 ක් වුවද මුදල් ප්‍රවාහ ප්‍රකාශයේ එම වටිනාකම ඇතුළත් කර නොතිබුණි.
- (ii) දෙපාර්තමේන්තුවේ ඒකාබද්ධ ශේෂ පිරික්ෂුමට අනුව වෙනත් වැය ශීර්ෂ වෙනුවෙන් දරන ලද වියදම් රු. 5,677,348 ක් වුවද මුදල් ප්‍රවාහ ප්‍රකාශයේ එය රු. 4,779,128 ක් ලෙස සටහන් කිරීමෙන් රු. 898,220 ක වෙනසක් නිරීක්ෂණය විය.

1.6.3 අග්‍රිම සැසඳුම් ප්‍රකාශය

භාණ්ඩාගාර 52 වගුවේ සහ මූල්‍ය කාර්යසාධන ප්‍රකාශයේ අත්තිකාරම් ලැබීම් ලෙස රු. 6,214,614 ක් දක්වා තිබූ අතර දෙපාර්තමේන්තු පොත් අනුව එය රු. 6,245,994 ක් විය. රු. 31,380 ක් වූ වෙනස අග්‍රිම සැසඳුම් ප්‍රකාශයේ ඇතුළත් කර නොතිබුණි.

1.6.4 තැන්පතු ගිණුම් ශේෂ

ජංගම වගකීම් යටතේ දක්වා තිබුණු රු. 47,765,312 ක් වූ තැන්පතු ගිණුමේ ශේෂය දෙපාර්තමේන්තු පොත්වල සටහන් කර නොතිබුණි.

1.6.5 ලේඛන හා පොත්පත් පවත්වා නොතිබීම

දෙපාර්තමේන්තුව විසින් තැන්පතු ලෙජරය යාවත්කාලීනව පවත්වාගෙන ගොස් නොතිබුණු බව නියැදි විගණන පරීක්ෂණවලදී නිරීක්ෂණය විය.

2 මූල්‍ය සමාලෝචනය

2.1 ගණන්දීමේ නිලධාරී විසින් සිදු කළ යුතු සහතිකවීම.

2018 අංක 19 දරන ජාතික විගණන පනතේ 38 වන වගන්තියේ විධිවිධාන අනුව අභ්‍යන්තර විගණන කර්තව්‍ය නිසිපරිදි ක්‍රියාත්මක කිරීම සඳහා ඵලදායී ක්‍රමවේදයක් ඇති බවට ප්‍රධාන ගණන්දීමේ නිලධාරී හා ගණන්දීමේ නිලධාරී සහතික වියයුතු වුවත්, වාර්තාවේ 4.1 ඡේදයේ සඳහන් නිරීක්ෂණය අනුව එම අවශ්‍යතාවය ඉටුකර නොතිබුණි.

2.2 නීති, රීති හා රෙගුලාසිවලට අනුකූල නොවීම

2020 අගෝස්තු 28 දිනැති අංක 01/2020 දරන රාජ්‍ය මුදල් වක්‍රලේඛයේ මුදල් රෙගුලාසි 756 (6) ප්‍රකාරව, 2023 මාර්තු 31ට පෙර භාණ්ඩ සමීක්ෂණ වාර්තා ප්‍රධාන කාර්යාලය වෙත ඉදිරිපත් කළයුතු වුවත් විගණන දින දක්වා දෙපාර්තමේන්තුවේ දිස්ත්‍රික්ක කාර්යාල 07 ක භාණ්ඩ සමීක්ෂණ වාර්තා ඉදිරිපත්කර නොතිබුණි.



3 මෙහෙයුම් සමාලෝචනය

3.1 කාර්යසාධනය

3.1.1 සැලැස්ම කිරීම

2020 අගෝස්තු 28 දිනැති අංක 02/2020 දරන රාජ්‍ය මුදල් වකුලේඛයේ 03 ඡේදය අනුව වූ රාජ්‍ය මුදල් දෙපාර්තමේන්තුවේ මාර්ගෝපදේශ අංක 12 ප්‍රකාරව 2022 වර්ෂය සඳහා පිළියෙල කර තිබුණු ක්‍රියාකාරී සැලැස්මේ යාවත්කාලීන කළ ආයතනයේ සංවිධාන ව්‍යුහය ඇතුළත් කර නොතිබුණි.

3.1.2 වාර්ෂික කාර්යසාධන වාර්තාව

2018 අංක 19 දරන ජාතික විගණන පනතේ 16 (2) උප වගන්තියට අනුව සෑම අස්ථිත්වයක් විසින්ම එහි වාර්ෂික මූල්‍ය ප්‍රකාශන සමඟ වාර්ෂික කාර්යසාධන වාර්තාවද විගණකාධිපති වෙත ඉදිරිපත් කළ යුතු වුවද කාර්යසාධන වාර්තාව ඉදිරිපත් කර නොතිබුණි.

3.2 වත්කම් කළමනාකරණය

2017 ජුනි 28 දිනැති අංක 01/2017 දරන වත්කම් කළමනාකරණ වකුලේඛයේ 07 වන ඡේදය ප්‍රකාරව වත්කම් මිලදී ගැනීම් හා අපහරණය කිරීමේ පිලිබඳ තොරතුරු කොම්පටෝලර් ජනරාල් කාර්යාලය වෙත ඉදිරිපත් කර නොතිබුණි. නවද 13 වන ඡේදය ප්‍රකාරව ඒ සඳහා නිලධාරියෙකු පත්කිරීම කළ යුතු වුවත් ඒ අනුව කටයුතු කර නොතිබුණි.

4 යහපාලනය

4.1 අභ්‍යන්තර විගණනය

කොන්ත්‍රාත්තු පදනම මත අභ්‍යන්තර විගණක තනතුරේ රාජකාරි ඉටු කල නිලධාරියාගේ කොන්ත්‍රාත් කාලය 2021 සැප්තැම්බර් 06 දින අවසන් වී තිබුණෙන් තනතුර පුරප්පාඩුව පැවතීම හේතුවෙන් අභ්‍යන්තර විගණන කටයුතු සිදු කර නොතිබුණි.

4.2 විගණන හා කළමනාකරණ කමිටුව

2019 ජනවාරි 12 දිනැති අංක DMA/2019 දරණ වක්‍ර ලේඛයේ 5.3 වගන්තිය ප්‍රකාරව කාර්තුවකට අවම වශයෙන් එක් රැස්වීම බැගින් වාර්ෂිකව විගණන හා කළමනාකරණ කමිටු රැස්වීම් 04 ක් පැවැත්විය යුතු වුවද දෙපාර්තමේන්තුව විසින් සමාලෝචිත වර්ෂයේ විගණන හා කළමනාකරණ කමිටු රැස්වීම් පවත්වා නොතිබුණි.

5 මානව සම්පත් කළමනාකරණය

2022 දෙසැම්බර් 31 දිනට දෙපාර්තමේන්තුවේ අනුමත තත්‍ය හා පුරප්පාඩු සේවක සංඛ්‍යාව පහත පරිදි වේ.

	සේවක වර්ගය	අනුමත සංඛ්‍යාව	තත්‍ය සංඛ්‍යාව	පුරප්පාඩු සංඛ්‍යාව
	ජ්‍යෙෂ්ඨ මට්ටම	19	10	09
	තෘතීයික මට්ටම	30	04	26
	ද්විතීයික මට්ටම	216	190	26
	ප්‍රාථමික මට්ටම	103	83	20
		368	287	81

පහත සඳහන් නිරීක්ෂණයන් කරනු ලැබේ.

- (අ) 2022 දෙසැම්බර් 31 දිනට මුළු අනුමත තනතුරු සංඛ්‍යාවෙන් එනම් සියයට 22 ක් පුරප්පාඩුව පැවතුණි.



- (ආ) ජ්‍යෙෂ්ඨ මට්ටමේ පුරප්පාඩු තනතුරු සංඛ්‍යාව වූ 09 න් 08 ක්ම (නියෝජ්‍ය අධ්‍යක්ෂ, සහකාර අධ්‍යක්ෂ) එනම් සියයට 42 ක් වසර 11 ක කාලයක් තිස්සේ පුරප්පාඩුව පැවතුණි.
- (ඇ) අනුමත තෘතීයික මට්ටමේ තනතුරු 30 ක් අතුරින් 26 ක් එනම් සියයට 87 ක් වසර 4 ක කාලයක සිටම පුරප්පාඩුව පැවතුණි.
- (ඈ) මෙම කාර්ය මණ්ඩල පුරප්පාඩු දෙපාර්තමේන්තුවේ කාර්යසාධනය සඳහා අහිතකරව බලපානු ලබන අතර ඒ සම්බන්ධයෙන් සමාලෝචනය කර කාර්ය මණ්ඩල පුරප්පාඩු සම්පූර්ණ කිරීමට හෝ අනුමත කාර්ය මණ්ඩල අවශ්‍යතාවය පරිදි සංශෝධනය කිරීමට කටයුතු කර නොතිබුණි.

ශ්‍රී. ඒ. ජයරත්න
බී. ඒ. අයි. නිරංජන
ජ්‍යෙෂ්ඨ සහකාර විගණකාධිපති
විගණකාධිපති වෙනුවට

4




Performance Indicator

4.1 Performance indicators of the Institute (Based on the Action Plan)

Specific Indicators	Annual Target	Achieved Result	Percentage of expected output
Number of units verified	600,000	380,911	63.5%
Verification income	300(Mn)	306(Mn)	102%
Number of units of Calibrated	1,500	1,509	100.6%
Calibration income	3.5(Mn)	4.76(Mn)	136%
Number of training programmes	09	03	33%
Training income	0.4 (Mn)	0.07(Mn)	17.5%
Number of units pattern approved	60	16	26.7%
Pattern approval income	1.2(Mn)	0.40(Mn)	33.3%
No. of Registrations of personal entrepreneurs	600	398	66.3%
Registration Income of personal entrepreneurs	1.3(Mn)	1.10(Mn)	84.6%
No. of Pre packed goods checked	-	04	-
No. of Raids	16,600	8,726	52.6%
No. of Awareness programmes	900	965	107.2%

5

Performance of Achieving Sustainable Development Goals (SDG)

<p>Goal 03</p> <p>Good Health and well being</p> 	<ul style="list-style-type: none"> • Improvements in the quality of healthcare, • Reduction in “false positive” and “false negative: test results, • Reduction in costs for governments and healthcare insurers and an improvement in the efficiency of health care, • Reduction in the numbers of repeat tests due to improvements in quality, • Reduction of costs for the in vitro diagnostic (IVD) in quality. 	<p>The number of units expected to verify or calibrate the equipment related to the health sector during the year</p>	<p>04 pre package d goods tests have been conduce d. (Made upon request</p>		
<p>Gaol 07</p> <p>Affordable and clean Energy</p> 	<ul style="list-style-type: none"> • Metrology play critical role to control the CO2 and other negative emissions to the environment 	<p>No. of Smoke meters verified during the year</p>			<p>128.2%</p>
<p>Goal 09</p> <p>Industry Innovation and Infrastructure</p> 	<ul style="list-style-type: none"> • Meeting regulatory requirements, document standards and specifications that ensure quality in the manufacture of parts and finished goods. • Meeting Consumer and industrial quality 	<p>No. of targeted calibrations during the year</p> <p>Measures taken to fulfill the targeted CIMP MRA requirements during the year.</p>			<p>100.6%</p>

	<p>expectations including product value/price and reliability.</p> <ul style="list-style-type: none">• Typically through the use of the CIPM MRA and for commercial laboratories, accreditation, leading to measurement and test results that are internationally recognized and accepted, thus avoiding trade barriers through repeat tests.				
--	---	--	--	--	--

6

Human Resource Profile

6.1 Cadre Management - The cadre composition– 2022

Position	Salary Scale	Service Category	Class	Approve Cadre	Actual Cadre			No. of prevailing vacancies
					Permanent	Contract	Acting	
Senior								
Director of MUSSD	SL-1-2016	Sri Lanka Scientific Service	I	01	01	-	-	-
Deputy Director/ Assistant Director of MUSSD	SL-1-2016	Sri Lanka Scientific Service	III/II/I Combined	15	07	-	-	08
Assistant Director (Admin)	SL-1-2016	Sri Lanka Administration Service	III/II	01	01	-	-	-
Accountant	SL-1-2016	Sri Lanka Accountants' Service	III/II	01	01	-	-	-
Accountant (Internal Audit)	SL-1-2016	Sri Lanka Accountants' Service		01	-	-	-	01
Tertiary								
Administration Officer	MN-7-2016	Management Service Officer Service (Higher Grade)		01	-	-	01	01

Assistant MUSSD Superintendent	MN-7-2016	Departmental		04	-	-	-	04
Measurement Services Strategy Inspector	MN-7-2016	Sri Lanka Technological Service (Higher Grade)		25	03	-	-	22

Position	Salary Scale	Service Category	Class	No. of Approved cadre	Actual Cadre			No. of prevailing vacancies
					Permanent	Contract	Acting	
Secondary								
Metrology Experiment Officer	MN-4-2016	Departmental		36	23	-	-	13
District Metrology Investigation Assistant	MN-4-2016	Departmental		03	03	-	-	-
Information & Communication Technology Officer	MN-6-2016	IT Service		01	-	-	-	01
Development Officer	MN-4-2016	Development Officer Service		60	58	-	-	02
Librarian	MN-3-2016	Sri Lanka State Librarian Services		01	-	-	-	01
MSD Inspector	MN-3-2016	Sri Lanka Technical Service	III/II/I	91	86	-	-	05
Lab Assistant	MN-3-2016	Departmental		04	-	-	-	04
Management Service Officer	MN-2-2016	Management Service Officer		20	20	-	-	-

Position	Salary Scale	Service Category	Class	Approve Cadre	Actual Cadre			No. of prevailing vacancies
					Permanent	Contract	Acting	
Primary								
Technician	PL3-2016	Departmental		02	-	-	-	02
Mechanic	PL3-2016	Departmental		02	02	-	-	-
Driver	PL3-2016	Combined Services		17	15	-	-	02
Measurement Standard Services Attendant	PL2-2016	Departmental		63	54	-	-	09
Lab Assistant	PL2-2016	Departmental		10	06	-	-	04
Lorry Assistant	PL1-2016	Departmental		02	02	-	-	-
Office Aid	PL1-2016	Departmental and Combined Services		05	05	-	-	-
Watcher	PL1-2016	Departmental		01	-	-	-	01
Sanitary Labour	PL1-2016	Departmental		01	-	-	-	01
Total				368	287	-	01	81

6.2 Human Resources Development

Due to the dissemination of relevant knowledge to the officers when performing duties in the institution, it enables to fulfill the duties efficiently and accurately unlike before, thus enhancing the performance of the department.

No.	Name of the Program	No. of staff trained	Duration of the program	Total Investment (Rs'000)		Nature of the Program (Abroad/Local)	Output/Knowledge Gained*
				Local	Foreign		
01	Certificate Course in English	12	72 Hrs.	Rs. 300,000.00		Local	English Knowledge
02	Fundamental Rights	8	01 Day	Rs. 10,000.00		Local	Knowledge on Fundamental Rights
03	ISO 17025 Assessor Training	7	05 Days	Rs.525,000.00		Local	Knowledge on ISO 17025
04	ISO 17043:2010	3	05 Days	Rs. 30,000.00		Local	Knowledge on ISO 17043:2010
05	ISO/IEC 17025:2017	18	02 Days	Rs. 216,000.00		Local	Knowledge on ISO/IEC 17025:2017
06	Training on Law	20	10 Days	Rs. 180,000.00		Local	Knowledge on Law
07	Personal File Management	01	03 Days	Rs. 18,000.00		Local	Knowledge on Personal File Management
08	Tamil Course	78	150 Hrs.	Rs. 112,500.00		Local	Knowledge on Tamil
Total Cost				Rs.1,391,500.00			

No.	Name of the Program	No. of staff trained	Duration of the program	Total Investment (Rs'000)		Nature of the Program (Abroad/Local)	Output/Knowledge Gained*
				Local	Foreign		
01	Verification of Temperature Humidity and Optical Measuring Instruments	2	01 day	-	-	Foreign Online	Knowledge regarding Verification of Temperature Humidity and Optical Measuring Instruments
02	Hybrid Seminar on Strengthening ASEAN Mass, Density and Viscosity Metrology for Sustainable Development	1	01 day	-	-	Foreign Online	Knowledge regarding Strengthening ASEAN Mass, Density and Viscosity Metrology for Sustainable Development
03	Metrology for Digital Transformation	1	01 day	-	-	Foreign Online	Knowledge regarding Metrology for Digital Transformation
04	Financial and Economic Management for Developing countries	1	21 days	-	-	Foreign Online	Knowledge regarding Financial and Economic Management for Developing countries

05	Radiation thermometry	2	02 days	-	-	Foreign Online	Knowledge regarding Radiation thermometry
06	Radiation thermometry	2	02 days	-	-	Foreign Online	Knowledge regarding Radiation thermometry
07	Medea: Metrology - Enabling Developing Economies in Asia Training Course on Calibration Capability for Infusion/ Syringe pump Analyzer	2	02 days	-	-	Foreign Online	Knowledge regarding Metrology - Enabling Developing Economies in Asia on Calibration Capability for Infusion/ Syringe pump Analyzer
08	Dec Project Proposal Writing	2	02 days	-	-	Foreign Online	Knowledge regarding Dec Project Proposal Writing
09	Radiation thermometry	2	02 days	-	-	Foreign Online	Knowledge regarding Radiation thermometry
10	BIPM NIM D/W	1	01 day	-	-	Foreign Online	Knowledge regarding BIPM NIM D/W
11	Cooperation Between SAARC and PTB in the field of infrastructure:	1	02 days	-	-	Foreign Online	Knowledge regarding Cooperation Between SAARC and PTB in the field of

	Concluding Workshop - Project Phase 3						infrastructure: Concluding Workshop - Project Phase 3
12	NIM D/W	1	01 day	-	-	Foreign Online	Knowledge regarding NIM D/W
13	Seminar on Flower Industry Development for BRI Countries	1	14 days	-	-	Foreign Online	Knowledge regarding Flower Industry Development for BRI Countries
14	Leading your NMI to 2035 (DEC – MEDEA workshop)	2	01 day	-	-	Foreign Online	Knowledge regarding Leading NMI to 2035 (DEC – MEDEA workshop)
15	Metrology in General (Basic Metrology SPI Programme for SAARC NMIS)	24	03 days	-	-	Foreign Online	Knowledge regarding Metrology in General (Basic Metrology SPI Programme for SAARC NMIS)

7

Compliance Report

No.	Applicable Requirement	Compliance Status (Complied/Not Complied)	Brief explanation for Non Compliance	Corrective actions proposed to avoid non-compliance in future
1	The following Financial statements/accounts have been submitted on due date			
1.1	Annual financial statements	Complied	Has been presented on the prescribed date.	
1.2	Advance to public officers account	Complied		
1.3	Trading and Manufacturing Advance Accounts (Commercial Advance Accounts)	Not Complied	Irrelevant to this department.	
1.4	Stores Advance Accounts	Not Complied		
1.5	Special Advance Accounts	Not Complied		
1.6	Others Measurement units , Standards & Services Fund	Complied	Has been presented on the prescribed date	
2	Maintenance of books and documents (F.R.445)			
2.1	Fixed assets register has been maintained and updated in terms of Public Administration Circular 267/2018	Complied	Has been updated as appropriately and maintained	
2.2	Personal emoluments register/ Personal emoluments cards has been maintained and updated.	Complied		
2.3	Register of Audit queries has been maintained and update	Complied		
2.4	Register of Internal Audit reports has been maintained and updated.	Complied		
2.5	All the monthly account summaries (CIGAS) are prepared and submitted to the Treasury on due date.	Complied		

2.6	Register for cheques and money orders has been maintained and updated.	Complied		
2.7	Inventory register has been maintained and updated.	Complied		
2.8	Stocks Register has been maintained and updated.	Complied		
2.9	Register of Losses has been maintained and updated.	Complied		
2.10	Commitment Register has been maintained and updated.	Not Complied	Does not maintain document due to lack of liabilities.	
2.11	Register of Counterfoil Books (GA – N20) has been maintained and updated.	Complied		
3	Delegation of functions for financial control (FR 135)			
3.1	The financial authority has been delegated within the institute.	Complied	Authority has been transferred appropriately.	
3.2	The delegation of financial authority has been communicated within the institute.	Complied		
3.3	The authority has been delegated in such manner so as to pass each transaction through two or more officers.	Complied		
3.4	The controls has been adhered to by the Accountants in terms of State Account Circular 171/2004 dated 11.05.2014 in using the Government Payroll Software Package.	Complied		
4	Preparation of Annual Plans			
4.1	The annual action plan has been prepared.	Complied		
4.2	The annual procurement plan has been prepared.	Complied		

4.3	The annual Internal Audit plan has been prepared.	Complied	Has been presented on the prescribed date.	
4.4	The annual estimate has been prepared and submitted to the National Budget Department on due date.	Complied		
4.5	The annual cash flow has been submitted to the Treasury Operations Department on time	Complied		
4.6	The annual estimate has been prepared and submitted to the National Budget Department on due date.	Complied		
4.7	The annual cash flow has been submitted to the Treasury Operations Department on time	Complied		
5	Audit queries			
5.1	All the audit queries has been replied within the specified time by the Auditor General	Complied	All the audit queries have been answered on the prescribed date.	
6	Internal Audit			
6.1	The internal audit plan has been prepared at the beginning of the year after consulting the Auditor General in terms of Financial Regulation 134(2)) DMA/1-2020	Complied		
6.2	All the internal audit reports has been replied within one month.	Complied		Directors have taken necessary actions by giving instructions to relevant section heads.

6.3	Copies of all the internal audit reports has been submitted to the Management Audit Department in terms of Sub-section 40(4) of the National Audit Act No. 19 of 2018	Not Complied	A request was made to appoit an internal auditor for this department.	
6.4	All the copies of internal audit reports have been submitted to the Auditor General in terms of Financial Regulation 134(3)	Not Complied		
7	Audit and Management Committee			
7.1	Minimum 04 meetings of the Audit and Management Committee has been held during the year as per the DMA Circular 1-2020	Not Complied	A request was made to appoit an internal auditor for this department.	
8	Asset Management			
8.1	The information about purchases of assets and disposals was submitted to the Comptroller General's Office in terms of Paragraph 07 of the Asset Management Circular No. 01/2017	Complied		
8.2	In terms of Paragraph 13 of the aforesaid circular, implementation of provisions in that circular.	Not Complied	No officer has been appointed.	Appointing an officer and reporting to the Comptroller General's Office
8.3	The boards of survey was conducted and the relevant reports were submitted to the Auditor General on due date in terms of Public Finance Circular No. 05/2016	Not Complied		
8.4	The excesses and deficits that were disclosed through the board of survey and other relating recommendations, actions were carried out during the	Not Complied	Appointing a committee for this purpose and obtaining reports on excess deficiencies.	

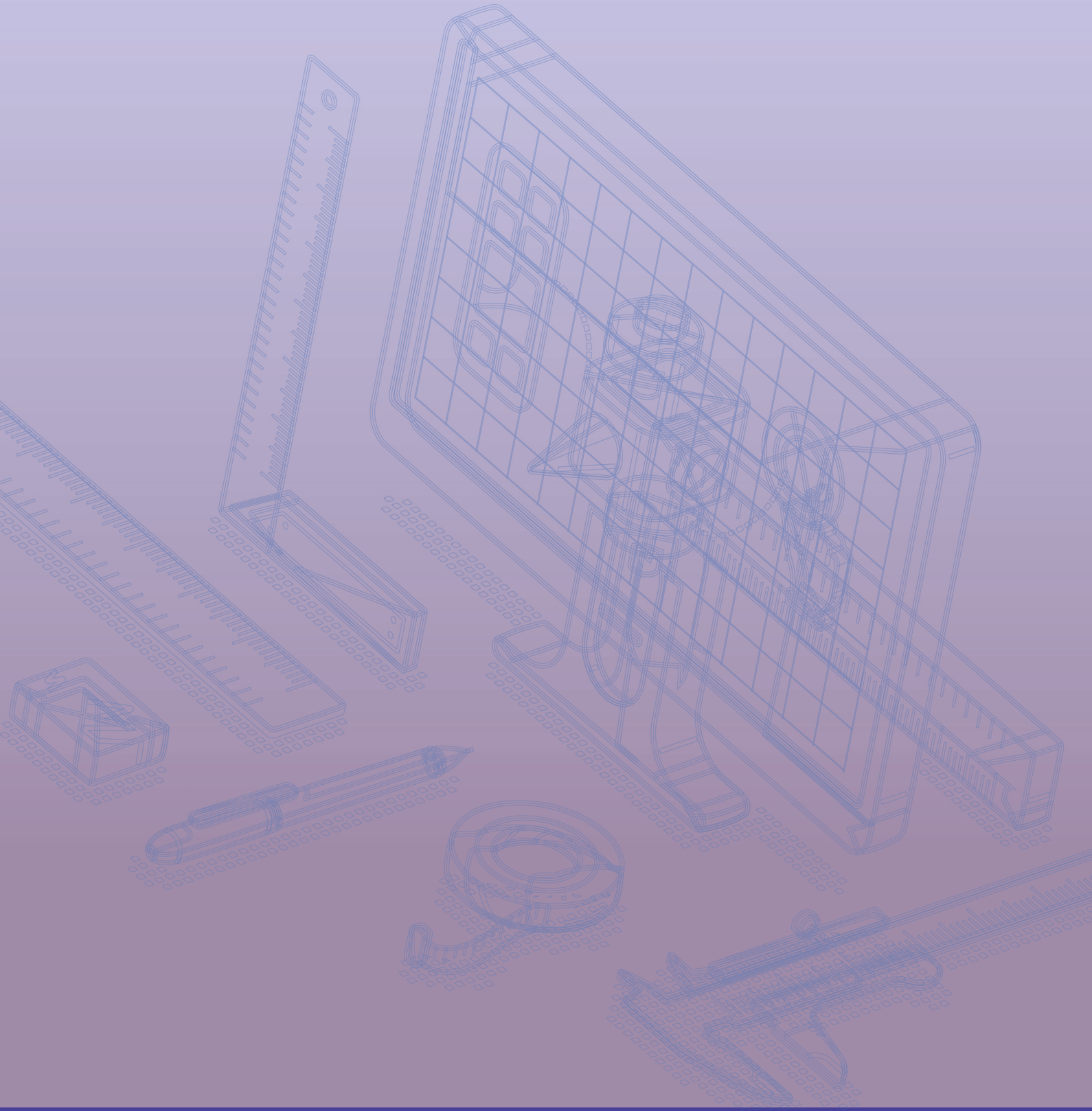
	period specified in the circular			
8.5	The disposal of condemn articles had been carried out in terms of FR 772	Not Complied		
9	Vehicle Management			
9.1	The daily running charts and monthly summaries of the pool vehicles had been prepared and submitted to the Auditor General on due date	Complied		
9.2	The condemned vehicles had been disposed of within a period of less than 6 months after condemning	Complied	Actions are being taken.	
9.3	The vehicle logbooks had been maintained and updated	Complied		
9.4	The action has been taken in terms of F.R. 103, 104, 109 and 110 with regard to every vehicle accident	Complied		
9.5	The fuel consumption of vehicles has been re-tested in terms of the provisions of Paragraph 3.1 of the Public Administration Circular No. 30/2016 of 29.12.2016	Complied		Due to the fuel quota system implemented in 2022, sufficient amount of fuel was not received to test fuel consumption.
9.6	The absolute ownership of the leased vehicle log books has been transferred after the lease term	Complied		
10	Management of Bank Accounts			
10.1	The bank reconciliation statements had been prepared, got certified and made ready for audit by the due date	Complied		
10.2	The dormant accounts that had existed in the year under review or since previous years settled	Not Complied	Dormant bank balances are being settled.	

10.3	In terms of Financial Regulations regarding balances that had been disclosed through bank reconciliation statements and for which adjustments had to be made, and had those balances been settled within one month	Complied	Balance adjustments are being settled.	
11	Utilization of Provisions			
11.1	The provisions allocated had been spent without exceeding the limit.	Complied		
11.2	The liabilities not exceeding the provisions that remained at the end of the year as per the FR 94(1)	Not Complied		
12	Advances to Public Officers Account			
12.1	The limits had been complied with	Complied		
12.2	A time analysis had been carried out on the loans in arrears	Complied		
12.3	The loan balances in arrears for over one year had been settled.	Not Complied	Failure to recover the loan balances of two officers who left the service.	The Attorney General has been informed. Taking further action to recover the debt balances of the relevant officers.
13	General Deposit Account			
13.1	The action had been taken as per F.R.571 in relation to disposal of lapsed deposits	Not Complied	No deposit account balance.	
13.2	The control register for general deposits had been updated and maintained.	Not Complied	No deposit account balance	
14	Imprest Account			
14.1	The balance in the cash book at the end of the year under review remitted to TOD	Not Complied		

14.2	The ad-hoc sub imprests issued as per F.R. 371 settled within one month from the completion of the task	Not Complied		
14.3	The ad-hoc sub imprests had not been issued exceeding the limit approved as per F.R. 371	Not Complied		
14.4	The balance of the imprest account had been reconciled with the Treasury books monthly	Not Complied		
15	Revenue Account			
15.1	The refunds from the revenue had been made in terms of the regulations	Not Complied		
15.2	The revenue collection had been directly credited to the revenue account without credited to the deposit account	Not Complied		
15.3	Returns of arrears of revenue forward to the Auditor General in terms of FR 176	Not Complied		
16	Human Resource Management			
16.1	The staff had been paid within the approved cadre	Not Complied		
16.2	All members of the staff have been issued a duty list in writing	Not Complied		
16.3	All reports have been submitted to MSD in terms of their circular no.04/2017 dated 20.09.2017	Not Complied		
17	Provision of information to the public			

17.1	An information officer has been appointed and a proper register of information is maintained and updated in terms of Right To Information Act and Regulation	Complied		
17.2	Information about the institution to the public have been provided by Website or alternative measures and has it been facilitated to appreciate / allegation to public against the public authority by this website or alternative measures	Complied		
17.3	Bi- Annual and Annual reports have been submitted as per section 08 and 10 of the RTI Act	Complied		
18	Implementing citizens charter			
18.1	A citizens charter/ Citizens client's charter has been formulated and implemented by the Institution in terms of the circular number 05/2008 and 05/2018(1) of Ministry of Public Administration and Management	Complied		
18.2	A methodology has been devised by the Institution in order to monitor and assess the formulation and the implementation of Citizens Charter / Citizens client's charter as per paragraph 2.3 of the circular	Complied	Actions are being taken.	
19	Preparation of the Human Resource Plan			
19.1	A human resource plan has been prepared in terms of the format in Annexure 02	Complied		

	of Public Administration Circular No.02/2018 dated 24.01.2018			
19.2	A minimum training opportunity of not less than 12 hours per year for each member of the staff has been ensured in the aforesaid Human Resource Plan	Complied		
19.3	Annual performance agreements have been signed for the entire staff based on the format in Annexure 01 of the aforesaid Circular	Not Complied	A performance agreement is not implemented currently and methodologies have been prepared for assessment.	
19.4	A senior officer was appointed and assigned the responsibility of preparing the human resource development plan, organizing capacity building programs and conducting skill development programs as per paragraph No.6.5 of the aforesaid Circular	Complied		
20	Responses Audit Paras			
20.1	The shortcomings pointed out in the audit paragraphs issued by the Auditor General for the previous years have been rectified	Complied	Audit observations have been prepared.	



මානේනවත්ත, පිටිපන, හෝමාගම
மாணேனவத்த, பிட்டிபன, ஹோமாகம
Mahenawatta, Pitipana, Homagama

Tel : 0112182250,51

Fax : 0112182254,69

Email : info@measurementsdept.gov.lk