

# 2022

කාර්යසාධන වාර්තාව  
வினைத்திறன் அறிக்கை  
Performance Report



දිස්ත්‍රික් ලේකම් කාර්යාලය - බදුල්ල

மாவட்ட செயலக காரியாலயம் - பதுளை

District Secretariate - Badulla



**2022**

**Annual Performance Report**

**Badulla District Secretariat**

**Expenditure Head – 276**

## A prosperous society through participation and accountability of public service....



Badulla is a district with an agricultural and emerging industrial economy and the people living in this district still have many challenges across their journey towards the development goals. Although the past year was a period with economic difficulties, with the intention of enhancing the quality and quantity growth of social and economic factors in order to uplift the living conditions of the people, the government intervened and provided economic opportunities to overcome the challenges and year 2022 could be described as a period in which the public service made a good contribution towards the wellbeing of people.

Amidst all the financial and other barriers, an amount of Rs. million 305.78 had been invested on district-wide development projects by the 15 divisional secretariat divisions, which might be a prediction for the gradual relief from the prevailing difficulties and new hope for a better country.

District of Badulla has been included in the high poverty region list of Sri Lanka from the past and if it is to get rid of poverty and to become a district committed to achieve the goals of development in future, it is of vital importance to identify the resources and potentials available regionally to make more output from agricultural and industrial productions and the government contributed in those aspects by improving infrastructure facilities, providing technology and socializing new knowledge. We expect that the work done in 2022 by the government sector supported strongly in overcoming the challenges of the year.

The report with the theme of “**Performance Report and Annual Accounts -2022**” prepared for submitting to the Parliament of Sri Lanka in accordance with the Financial Regulation 402 including the financial information of the year 2022 on the said development and performance is herewith presented.

  
Damayanthi Paranagama,  
District Secretary/Government Agent,  
Badulla

DAMAYANTHI PARANAGAMA  
Government Agent/District secretary  
Badulla.

# **Contents**

**Chapter 01 - Institutional Profile/ Executive Summary**

**Chapter 02 - Progress and Future Vision**

**Chapter 03 – Overall Financial Performance of the year**

**Chapter 04 - Performance Indicators**

**Chapter 05 - Performance of Achieving Sustainable  
Development Goals (SDGs)**

**Chapter 06 - Human Resource Profile**

**Chapter 07 - Report of Compliance**

## **Chapter 01**

### **Institutional Profile/Executive Summary**

1.1	Introduction	01
1.2	Vision, Mission & the Objectives	15
1.3	Key Functions	16
1.4	Organizational Chart	18
1.5	Divisional Secretariats under the purview of the District Secretariat	19
1.6	Institutional Funds of District Secretariat	20

## **Chapter 02**

### **Progress & Future Vision**

2.1	Progress	22
2.2	Achievements	32
2.3	Challenges	32
2.4	Future Goals	32

## **Chapter 03**

### **Overall Performance of the Year**

3.1	Statement of Financial Performance	33
3.2	Statement of Financial Position	34
3.3	Statement of Cash flow	35
3.4	Notes to financial statements	36
3.5	Performance of Revenue Collection	87
3.6	Performance of Utilizing Allocated Provisions	88
3.7	Grant of allocation to District Secretariat as an Agent of other Ministries/ Departments, in terms of F.R.208	89
3.8	Performance of Reporting Non – Financial Assets	91
3.9	Report of the Auditor General	92

## **Chapter 04**

### **Performance Indicators**

4.1	Performance Indicators of the Institution (Based on the Action Plan)	93
-----	--	----

<b>Description</b>	<b>Page No</b>
<b>Chapter 05</b>	
<b>Performance of Achieving Sustainable Development Goals- SDGs</b>	
5.1 Identified Relevant Sustainable Development Goals-(SDGS)	94
5.2 Achievements of Sustainable Development Goals & Challenges of Achieving SDGs.	95
<b>Chapter 06</b>	
<b>Human Resource Profile</b>	
6.1 Cadre Management	96
6.2 Effect of Lack of Human Resource on the Performance of the Institution	97
6.3 Human Resource Development	98
<b>Chapter 07</b>	
<b>Report of Compliance</b>	
7.1 Report of Compliance	100

# **Chapter 01**

## **INSTITUTIONAL PROFILE / IMPLEMENTATION SUMMARY**

**1.1 Introduction**

**1.2 Vision, Mission and the Objectives**

**1.3 Key Functions**

**1.4 Organizational Chart**

**1.5 Divisional Secretariats under the purview  
of the District Secretariat**

**1.6 Institutional Funds of District Secretariat**

## 1.1 INTRODUCTION

### A GLIMPSE OF THE HISTORY OF BADULLA DISTRICT

The history of Badulla District which goes to the prehistoric era reveals that it was an area inhabited by a developed community with a state structure even before the arrival of King Vijaya. If you go in search of the history for the Rawana legend, even the history of Indian literature reveals that an area called as Rawana Ella in this district had been ruled by a powerful colonial governor known as Rawana that inherits a proud history of its own, having a civilized and royal administration system ruled by mighty kings before 6000 years, within the duration of 1800-1900 Before Christ, even before the approach of King Vijaya to Sri Lanka. Also, the famous composition “Ramayanaya” that is written by the famous author Waalmiky too, comprises the same legend. It is further said that there had been a violin like musical instrument played by them called “Rawana Veenawa”. The archaeological researches of Mr. P.E.P. Deraniyagala has found evidence for the existence of human habitats in Uva from the Middle Stone Age. Also, it is said that, parts of human skeletons, stone tools and residues of animals had been found at the excavations of the Ravana Cave.

More evidence for existence of a stone age which running to the pre- history were found in the mountains around Bandarawela region. Stone spalls written of the middle stone age were found from the place called Church Hill, located along Bandarawela – Welimada road where the Anglican Church is situated. The most important evidence for the existence of human habitats in this district from the very ancient times is the visit of Lord Buddha to Ceylon in 06<sup>th</sup> B.C. after nine months of Lord Buddha’s enlightenment, to meet the people belonged to “Yaksha” tribe at a place near the valley of River Mahaweli . According to the history, there dwelled a colonial ruler called ‘Sumana Saman’ who first enlightened the status of ‘sowan’ after following preach of the Lord Buddha on this visit. The Lord Buddha has offered His sacred relics of Hair on the request of Sumana Saman and the Sthupa of Mahiyangana was built embedding those sacred relics which is said to be the ever first ‘sthupa’ erected in the world, and had been reconstructed throughout many eras. In history it is mentioned as the current “Miyuguna Seya”. It is mentioned that the colonial ruler “Sumana Saman” was later devoted as lord “Sumana Saman”. Those architectural skills and their intellectuality to grasp the deep facts and spiritual values of Buddhist philosophy may help us in imagine the improved cultural situations prevailed even then.

Further, the Muthiyangana Temple, also known as the Muthiyangana Raja Maha Vihara, is one of the most significant religious places in the district. Lord Buddha, during His third visit to Sri Lanka, has visited this place and the legends say a colonial Head named “Indika”, hearing Lord Buddha’s sermon, devoted and had requested something to worship. He has received a few drops of sweat, said to be turned in to pearls at the moment, and it is said that a stupa was built by the headman embedding those pearls in it, which later became famous as Badulla Muthiyangana Vihara.

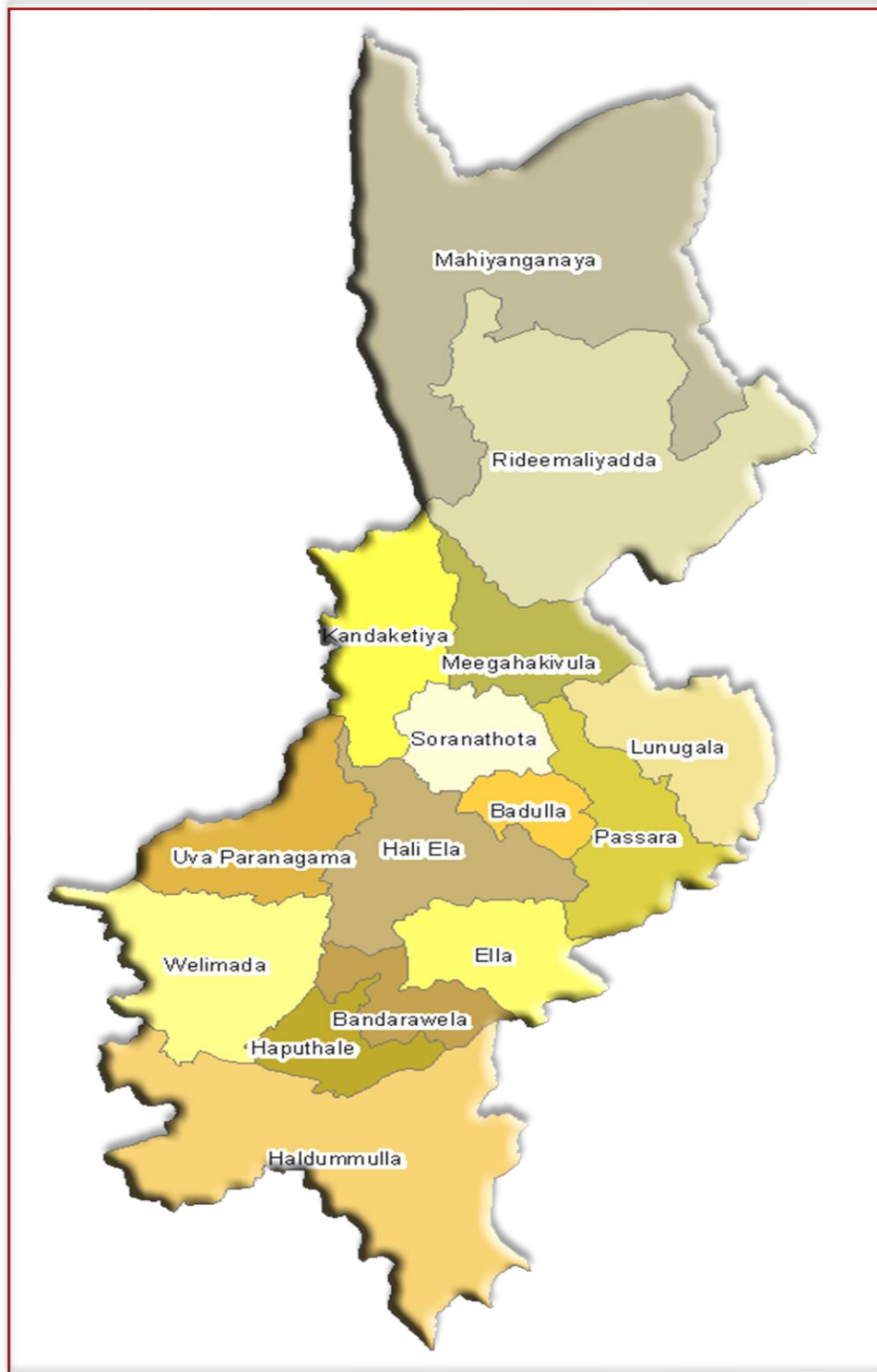
## LOCATION OF BADULLA DISTRICT

District of Badulla is situated in the eastern part of the central hills of Sri Lanka and it can be described as an area with separate geographical features. The mountain ridges directed towards the north and south with the valleys in between them, equal elevation peaks, clear dry zone of the central hills, and being a source of forming the cumulus clouds and the area being surrounded by mountain barriers associated with a huge valley had given it certain unique geographical features. It forms a real “basin” by marking its north boundary from “Dumbara” mountain ridge, eastern and southern boundaries by high mountains and the western boundary by the eastern border of the central hills. The average elevation is about 1400 m. Special geographical features are clearly visible in Welimada plateau, Badulla basin, east and south platforms of Namunukula and Madulsima mountains. The southwestern border of Badulla basin is demarcated by Haputale mountain ridge.

Scientifically, these district shows geographical complexities to a vast extend. The rivers tend form waterfalls when flowing through paths with resistant rocks or through “Mohora” initiated by resolution. Some of the examples are, Kurundu –oya Falls formed by the western tribute of Uma oya, Dunhinda Falls of Badulu oya, Diyaluma Falls at the beginning of of Kirindi oya, Rawana Falls and Etc. However, Badulla basin represents a trellis drainage pattern within it.

This beautiful piece of land, which is 2861 sq. km in extent is demarcated from Monaragala and Rathnapura districts by East and South respectively, from Ampara district by North, from Nuwaraeliya and Rathnapura District by West.

## DISTRICT MAP



## Administrative Structure



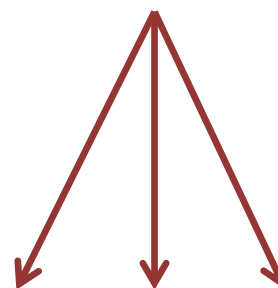
**Badulla District**



**15 Divisional  
Secretariat Divisions**



**567 Grama Niladari  
divisions**



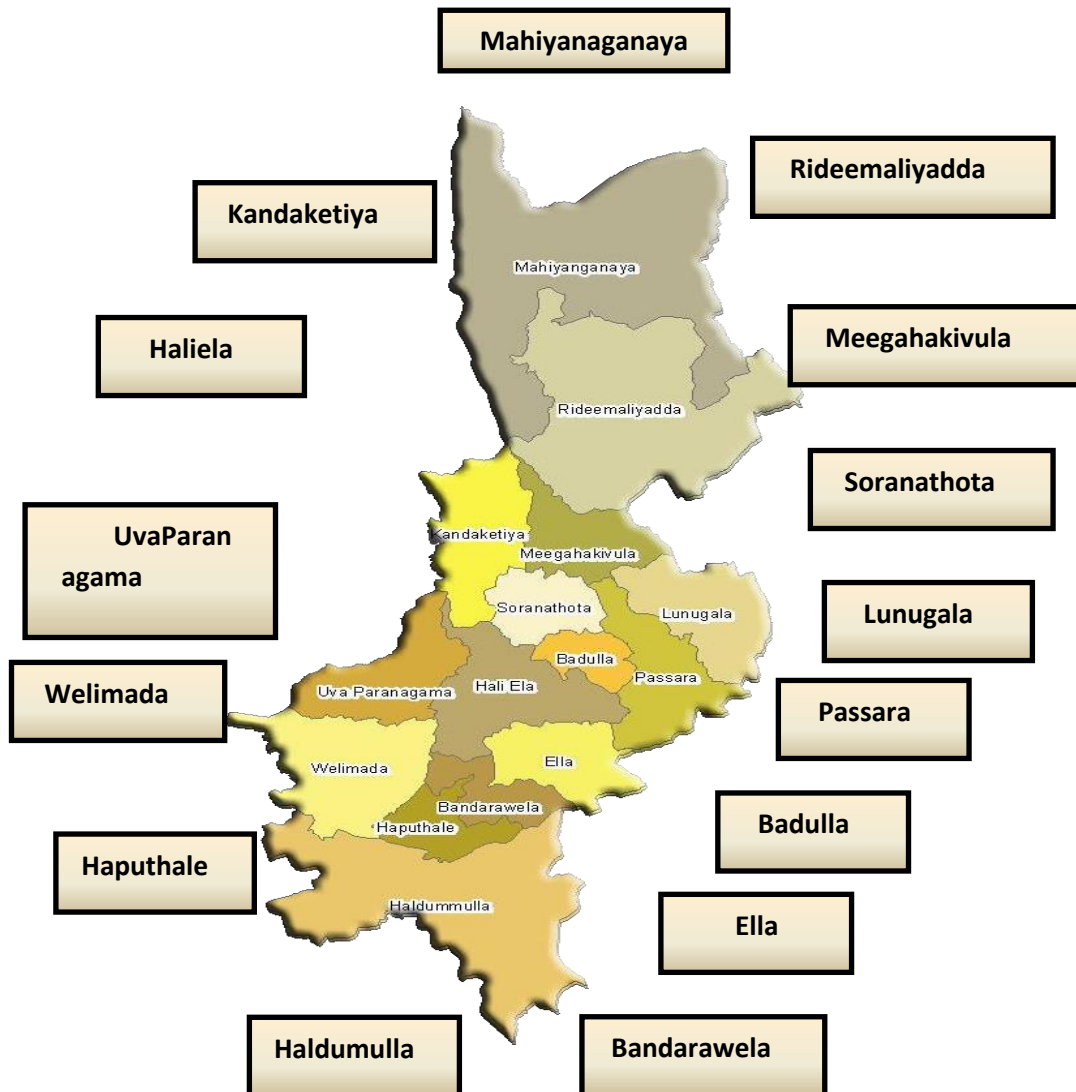
**Towns**

**Villages**

**Estates**

## Divisional Secretariats of Badulla District

Presently, the number of Divisional Secretariats functioning under the District Secretary is 15, which had been further divided in to 567 Grama Niladhari Divisions, including 2,817 villages and 186 estates within. The local government administration is carried out in 15 Pradeshiya Sabhas, 01 Urban Councils and 02 Municipal Council.



## LOCATION OF THE DIVISIONAL SECRETARIATS

Divisional Secretary Division	Location	Distance From District Secretariate (K.M.)
Mahiyanganaya	Within Gam udava Premises along Mahiyangana - Hasalaka Road	65.0
Rideemaliyadda	7 Km ahead from Adaulpatha along Adaulpatha –Bibila Road	53.0
Meegahakviula	Close to Meegahakivula town along Badulla Meegahakivula Road	23.0
Kandaketiya	5 Km from Galauda - 21 junction	39.0
Soranathota	At Rideepana – Badulla Mahiyangana Road	2.0
Badulla	Within District Secretariat premises	0.0
Passara	Close to Passara town	20.0
Haliela	5 Km from Badulla Haliela Road	7.0
Welimada	Near the bus stand, Welimada town	32.0
Uva- paranagama	In Ella town along Wellawaya Ella town	45.0
Bandarawela	Uvaparaganagama- Luunuwatha subtown	23.0
Ella	In front of the Municipal Council. , Bandarawela in Municipal Council Road	28.0
Haputhale	Center of Diyathalawa town	36.0
Haldummulla	At Halathuthanna along Beragala- Balangoda Road	52.0
Lunugala	Close to Lunugala town along Passara - Bibila road	40.0

**No of GN Divisions/ Land Extent/ Villages of the  
Divisional Secretary Divisions**

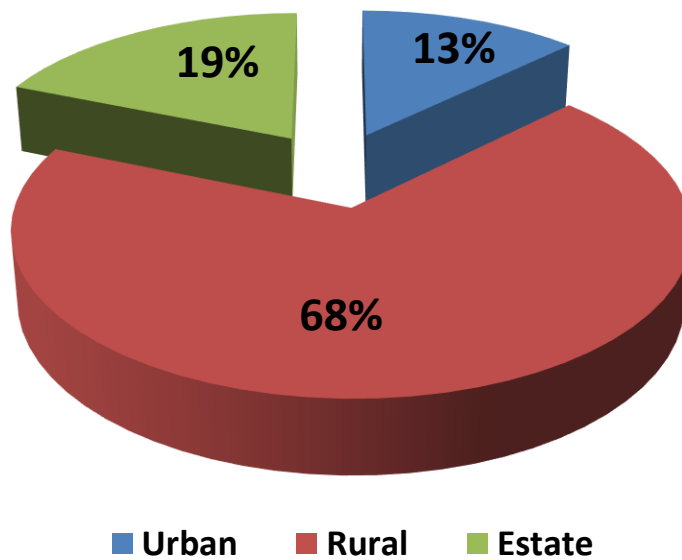
Serial No.	D S Division	G N Divisions	Extent of Land (Km <sup>2</sup> )	No. of Villages
1	Mahiyanganaya	35	601	146
2	Rideemaliyadda	42	431	170
3	Meegahakviula	20	105	<b>101</b>
4	Kandaketiya	26	157	104
5	Soranathota	25	79	134
6	Badulla	29	51	201
7	Hali ela	57	165	317
8	Ella	32	111	165
9	Bandarawela	35	71	156
10	Haputhale	26	72	100
11	Haldummulla	39	412	227
12	Welimada	64	188	295
13	Uva- paranagama	68	138	397
14	Passara	41	136	179
15	Lunugala	28	144	125
		<b>567</b>	<b>2,861</b>	<b>2,817</b>

Source: Resource profile of District Secretariat - 2021

## POPULATION OF DIVISIONAL SECRETARY DIVISIONS BY SECTORS

Divisional Secretary Division	Sector			
	Urban	Rural	Estate	Total Population
Mahiyanganaya	4,382	89,094	0	93,476
Rideemaliyadda	0	64,210	92	64,302
Meegahakivula	0	22,550	2,572	25,122
Kandaketiya	27,641	1,100	0	28,741
Soranathota	565	22,234	4,691	27,490
Badulla	46,258	27,486	11,112	84,856
Haliela	7,144	65,804	31,395	104,343
Ella	966	37,360	15,208	53,534
Bandarawela	25,504	37,362	10,434	73,300
Haputhale	7,129	28,612	20,935	56,676
Haldummulla	1,370	24,059	21,095	46,524
Welimada	0	104,065	12,939	117,004
Uva- paranagama	0	88,355	4,661	93,016
Passara	2,280	31,902	22,615	56,797
Lunugala	0	17,513	23,646	41,159
<b>Total</b>	<b>123,239</b>	<b>661,706</b>	<b>181,395</b>	<b>966,340</b>

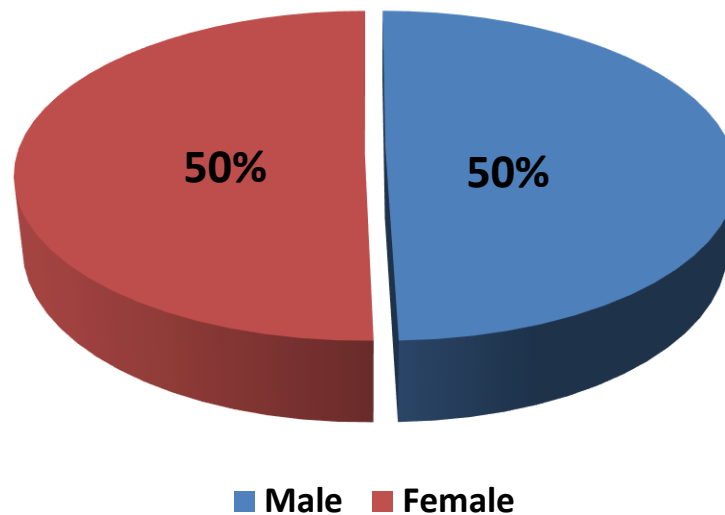
Source- Badulla District Secretariat Resource Profile - 2021



## POPULATION OF DIVISIONAL SECRETARY DIVISIONS BY MALE & FEMALE

Divisional Secretary Division	Number of Male	Number of Female	Total
Mahiyangana	45,781	47,695	93,476
Rideemaliyadda	32,533	31,769	64,302
Meegahakivula	<b>12,213</b>	<b>12,909</b>	25,122
Kandaketiya	14,080	14,661	28,741
Soranathota	13,341	14,149	27,490
Badulla	40,693	44,163	84,856
Haliela	54,394	49,949	104,343
Ella	26,236	27,298	53,534
Bandarawela	35,623	37,677	73,300
Haputhale	28,287	28,389	56,676
Haldummulla	22,561	23,963	46,524
Welimada	59,825	57,179	117,004
Uva- paranagama	<b>45,670</b>	<b>47,346</b>	93,016
Passara	27,924	28,873	56,797
Lunugala	20,419	20,740	41,159
<b>Total</b>	<b>479,580</b>	<b>486,760</b>	<b>966,340</b>

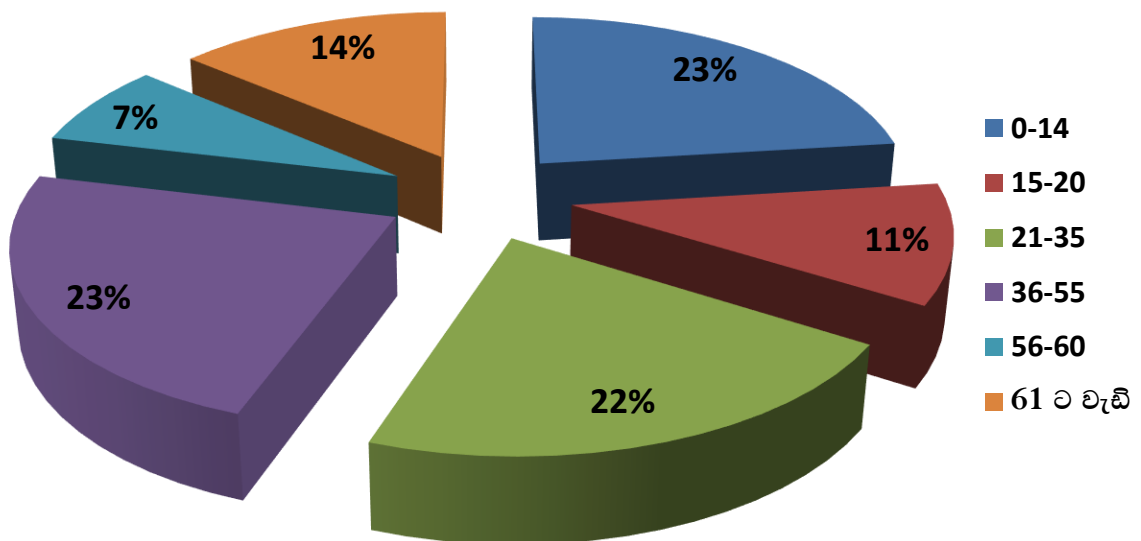
Source- Badulla District Secretariat Resource Profile - 2021



## POPULATION OF DIVISIONAL SECRETARY DIVISIONS BY AGE GROUP

Divisional Secretary Division	Age Group ( Yrs )						Total Population
	0-14	15-20	21-35	36-55	56-60	Over 61	
Mahiyangana	18,720	13,455	22,534	22,963	6,651	9,153	93,476
Rideemaliyadda	12,985	7,652	15,074	16,739	5,037	6,815	64,302
Meegahakivula	4,857	3,634	5,269	6,288	1,911	3,163	25,122
Kandaketiya	6,645	3,342	6,484	7,209	1,933	3,128	28,741
Soranathota	5,239	3,172	6,646	6,039	2,606	3,788	27,490
Badulla	14,830	10,837	17,904	20,479	8,050	12,756	84,856
Haliela	23,557	10,926	23,405	24,200	6,369	15,886	104,343
Ella	9,642	6,772	11,646	13,929	3,897	7,648	53,534
Bandarawela	12,656	8,625	15,674	17,087	7,996	11,262	73,300
Haputhale	11,849	4,911	14,036	11,851	5,143	8,886	56,676
Haldummulla	7,918	6,148	9,455	10,712	5,220	7,071	46,524
Welimada	23,724	10,791	23,486	29,813	7,454	21,736	117,004
Uva-paranagama	52,783	3,566	13,343	15,275	1,485	6,564	93,016
Passara	9,597	5,137	13,286	14,628	4,538	9,611	56,797
Lunugala	7,663	5,231	9,864	8,613	4,292	5,496	41,159
<b>Total</b>	<b>222,665</b>	<b>104,199</b>	<b>208,106</b>	<b>225,825</b>	<b>72,582</b>	<b>132,963</b>	<b>966,340</b>

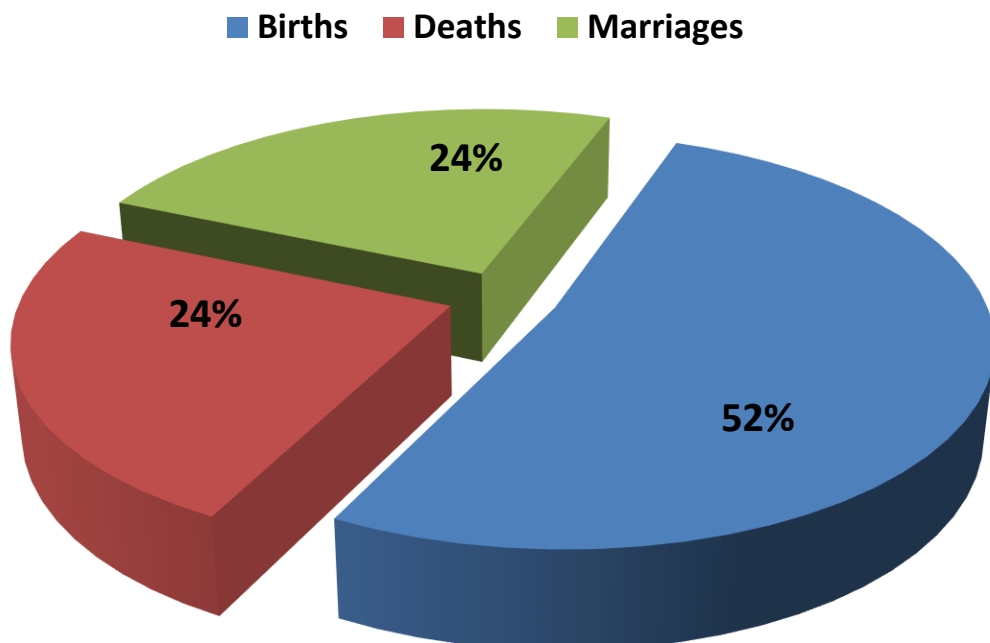
Source- Badulla District Secretariat Resource Profile - 2021



## NUMBER OF BIRTHS, DEATHS & MARRIAGES OF THE DIVISIONS

Divisional Secretary Division	Births		Deaths			Marriages	
	Male	Female	Infant Deaths	Male	Female	Ordinary	Islamic Marriages
Mahiyangana	600	636	17	175	102	364	12
Rideemaliyadda	440	535	3	203	125	357	0
Meegahakivula	133	141	2	71	52	143	0
Kandaketiya	154	178	5	80	68	114	3
Soranathota	152	146	6	56	63	133	8
Badulla	461	485	4	166	132	179	39
Haliela	468	568	2	342	308	461	67
Ella	216	222	2	100	88	252	28
Bandarawela	337	353	4	195	176	324	43
Haputhale	274	282	1	78	82	213	42
Haldummulla	179	200	2	177	122	320	1
Welimada	620	694	4	370	278	482	164
Uvaparanagama	256	239	27	121	114	158	24
Passara	232	268	1	161	121	234	37
Lunugala	155	199	0	185	148	342	14
<b>Total</b>	<b>4,677</b>	<b>5,146</b>	<b>80</b>	<b>2,480</b>	<b>1,979</b>	<b>4,076</b>	<b>482</b>

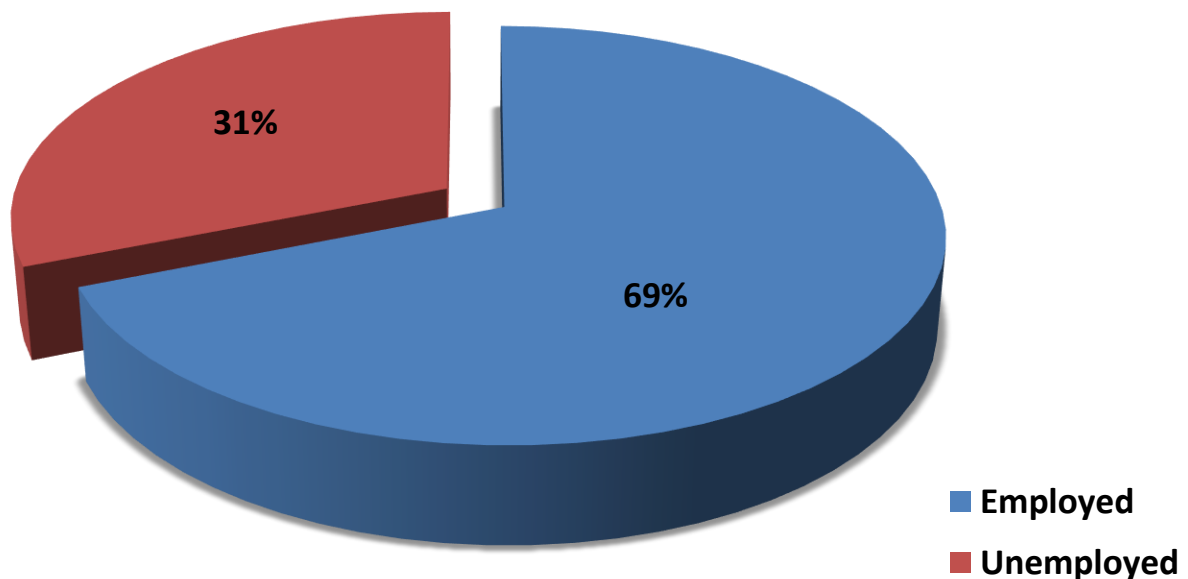
Source: District Secretariat Resource Profile - 2021



## EMPLOYED AND UNEMPLOYED POPULATION OF THE DIVISIONS

Serial No	Divisional SecretaryDivision	Unemployed Population	Employed Population
1	Mahiyangana	13,556	46,284
2	Rideemaliyadda	13,013	30,238
3	Meegahakivula	5,349	12,596
4	Kandaketiya	4,741	14,960
5	Soranathota	6,891	10,879
6	Badulla	9,991	41,849
7	Haliela	20,051	50,688
8	Ella	9,444	24,893
9	Bandarawela	6,244	27,924
10	Haputhale	11,805	24,501
11	Haldummulla	13,658	17,793
12	Welimada	30,759	50,839
13	Uvaparagama	19,430	48,375
14	Passara	20,865	18,315
15	Lunugala	10,599	16,227
<b>Total</b>		<b>196,396</b>	<b>436,361</b>

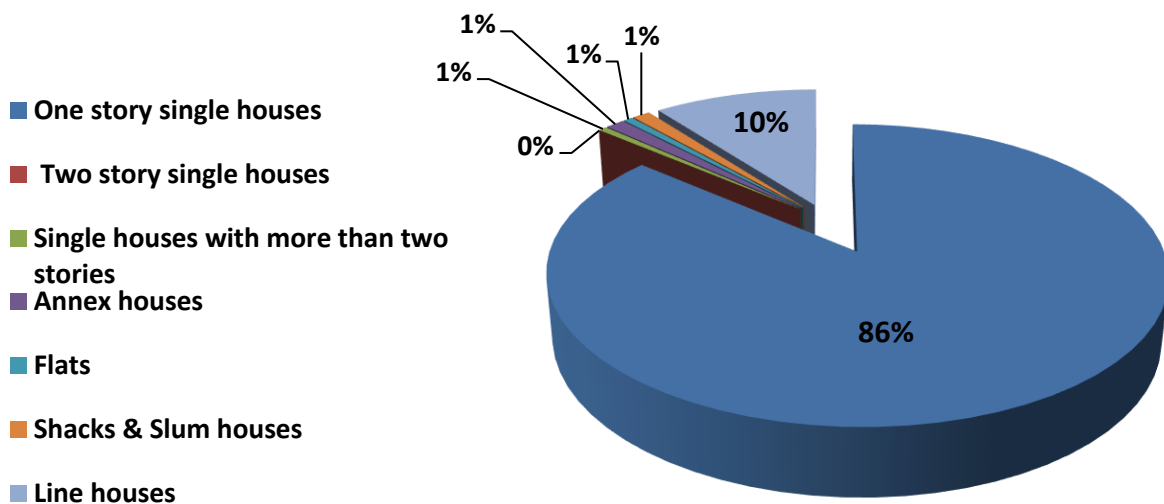
Source: District Secretariat Resource Profile - 2021



## NUMBER OF RESIDENTIAL HOUSES BY THE STRUCTURE OF THE HOUSE UNIT

Divisional Secretary Division	Structure of the House Unit							Total
	One Storey Single Houses	Two Storey Single Houses.	Single Houses with more than two stories	Annex Houses	Flats	Shacks & Slum Houses	Line Houses	
Mahiyangana	23931	759	31	77	33	431	9	<b>25,271</b>
Rideemaliyadda	16,648	250	3	31	0	199	5	<b>17,136</b>
Meegahakivula	5,812	170	1	0	0	46	723	<b>6,752</b>
Kandaketiya	7,084	241	2	8	0	274	111	<b>7,720</b>
Soranathota	5,922	321	14	33	73	29	664	<b>7,056</b>
Badulla	13,805	3,881	382	909	924	126	1,607	<b>21,634</b>
Haliela	21,892	1,250	126	77	0	61	4,079	<b>27,485</b>
Ella	10,742	802	122	41	30	35	1,951	<b>13,723</b>
Bandarawela	15,772	2,482	197	366	26	92	712	<b>19,647</b>
Haputhale	9,021	1,458	111	171	222	114	2,575	<b>13,672</b>
Haldummulla	9,351	362	28	386		450	1,726	<b>12,303</b>
Welimada	24,568	1,567	143	211	67	229	1,625	<b>28,410</b>
Uvaparanagama	20,968	825	28	278	0	161	2,136	<b>24,396</b>
Passara	9,473	886	28	98	3	95	3,409	<b>13,992</b>
Lunugala	6,663	122	14	112	12	334	2,792	<b>10,049</b>
<b>Total</b>	<b>201,652</b>	<b>15,376</b>	<b>1,230</b>	<b>2,798</b>	<b>1,390</b>	<b>2,676</b>	<b>24,124</b>	<b>249,246</b>

Source: District Secretariat Resource Profile - 2021



## LAND USE PATTERN OF THE DISTRICT

Nature of the Land	Land Extent (In Hectares)	Percentage %
Constructed lands	3,588	1.25
Home gardens	69,785	24.39
Tea	29,668	10.37
Rubber	1,793	0.63
Coconut	65	0.02
Paddy cultivation	41,911	14.65
Other perennial crops	10,597	3.70
Field crops (seasonal crops)	14,135	4.94
Other cultivations (Cinnamon, Mango, Pepper, Floriculture, Banana)	679	0.24
Abandoned paddy lands	132	0.05
Abandoned tea lands	102	0.04
Forests	50,079	17.50
Shrubs	28,158	9.84
Grasslands	8,182	2.86
Forest cultivations	9,627	3.36
Wetlands	42	0.01
Reservoirs	11,269	3.94
Rocks	5,983	2.09
Vacant lands	305	0.11
<b>Total</b>	<b>286,100</b>	<b>100.00</b>

Source: District Secretariat Resource Profile - 2021

■ constructed land

■ home gardens

■ tea

■ rubber

■ coconut

■ paddy

■ other perennial crops

■ seasonal crops

■ other cultivations( cinnamon, mango, peper,banana, floriculture)

■ abandoned paddy fields

■ abandoned tea lands

■ forests

■ shrubs

■ grasslands

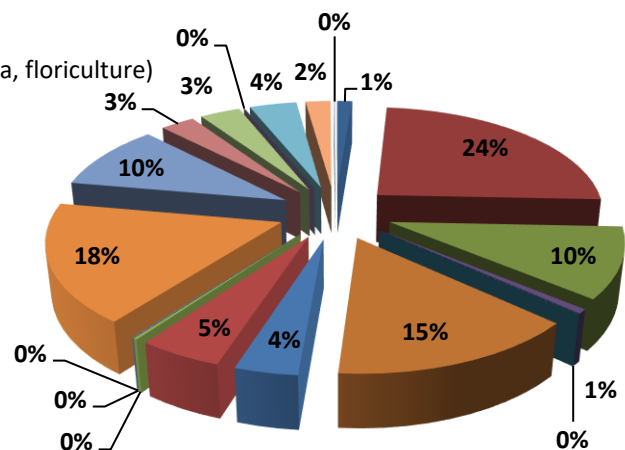
■ cultivated forests

■ wetlands

■ reservoirs

■ rocks

■ vacant land



## 1.2 Vision , Mission & the Goals of the Institution

### *Our Vision*

*Pioneer in directing the regional administration towards sustainable development through citizen satisfaction”*

### *Our Mission*

*Efficient fulfillment of public needs ensuring just, fairness and politeness and maximizing the use of available resources complying with the government policies by means of better coordination among public institutions and make the general public actively contribute in achieving the district development goals*

## 1.3 Key Functions

- Maintaining good coordination with the relevant institutions that are functioning under the Ministry of Public Administration and the Ministry of Home Affairs.
- Execution of Government functions by coordinating all Ministries, Departments and other institutions as well.
- Collection of revenue as assigned by the Central Government and the Provincial Council.
- Coordination, supervision and administration of all Divisional Secretariats.
- Coordination of activities related to the Provincial Council.
- Entire execution of Election duties.
- Implementation of Development Activities under Decentralized Budget and other allocations provided by various Government Ministries and Departments.
- Conducting the District Coordinating Committee meeting and other coordinating meetings and relevant activities.
- Holding the responsibility of organizing Public, Religious, Cultural and other festivals, at district level.
- Coordinating the public institutions with civil organizations, non-governmental organizations and the general public and also plays a mediation role in settling certain social issues.

## Main Activities Carried out Under Other Ministries and Departments

- Implementation of Rural Development Projects
- Implementation of C.B.R. Program
- Implementation of Pension Schemes
- Implementation of Samurdhi Program
- Implementation of Disaster Management Programs
- Activities on Land Acquisitions
- Registration of Births /Deaths/Marriages
- Land Affairs
- Issuing of Revenue Licenses and related affairs
- Programs for disable persons
- Social Service Affairs
- Rural Industries Development Programs
- Rural industries and Self-Employment promotion Program
- Health Programs
- Programs on Child care and empowering women
- National Security Programs
- Agrarian Program
- Environmental Conservation Programs

Including the above, a number of programs are implemented by the District Secretariat and the Divisional Secretariats. In addition, several projects of the Provincial Council too, were implemented with the collaboration of the Divisional Secretariats

- Village Road Development Program
- Electricity/ Water Project
- Construction of Buildings
- Other Social Services



## 1.5 Divisional Secretary Divisions under the purview District Secretariat

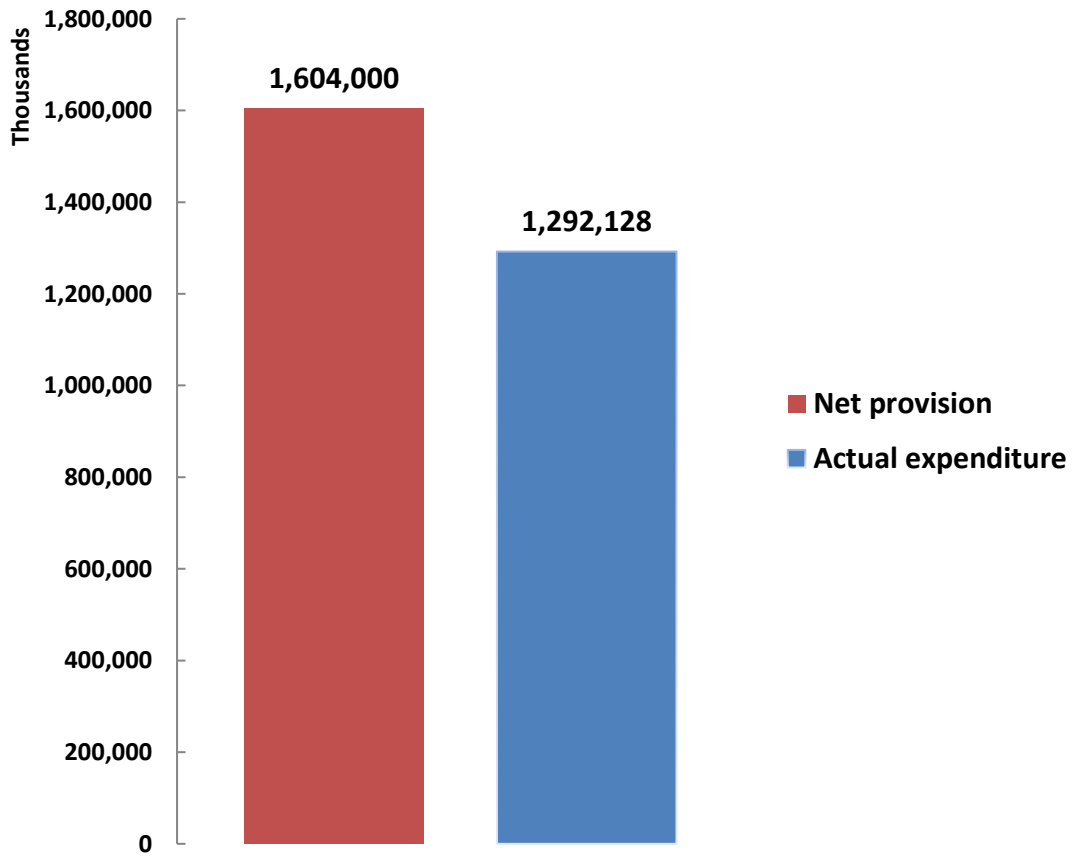
Serial No	D S Division	No of Grama Niladhari Divisions	Extent of Land [Hectares]	Number of Villages
01	Badulla	29	5,239	201
02	Mahiyanganaya	35	62,040	146
03	Rideemaliyadda	42	42,390	170
04	Kandaketiya	26	15,660	104
05	Meegahakiyula	20	10,100	101
06	Soranathota	25	6,830	134
07	Haliela	57	16,541	317
08	Ella	32	10,620	165
09	Bandarawela	35	7,030	156
10	Haputhale	26	6,008	100
11	Haldummulla	39	41,402	227
12	Welimada	64	18,040	295
13	Uvaparanagama	68	13,330	397
14	Passara	41	13,692	179
15	Lunugala	28	13,278	125
	<b>Total</b>	<b>567</b>	<b>282,200</b>	<b>2,817</b>

Source: District Secretariat Resource Profile - 2021

## 1.6 Institutional Funds of District Secretariat

Financing				
Code	Code Description	Net Allocation	Actual Ependiture	Percentage of the Eependiture
		Rs.	Rs.	%
11	Local Funds	1,604,000,000	1,292,127,753	81%
12	Foreign Loans			
13	Foreign Grants			
14	Reimbursabl eForeign loans			
15	Reimbursable Foreign grants			
16	Counterpart Funds			
17	Foreign financing associated costs			
18	Foreign financing related domestic co-financing			
21	Special law services			
	<b>Total</b>	<b>1,604,000,000</b>	<b>1,292,127,753</b>	<b>81%</b>

## ACTUAL EXPENDITURE AGAINST NET PROVISION



## **Chapter 02**

### **PROGRESS AND FUTURE VISION**

**2.1 Progress**

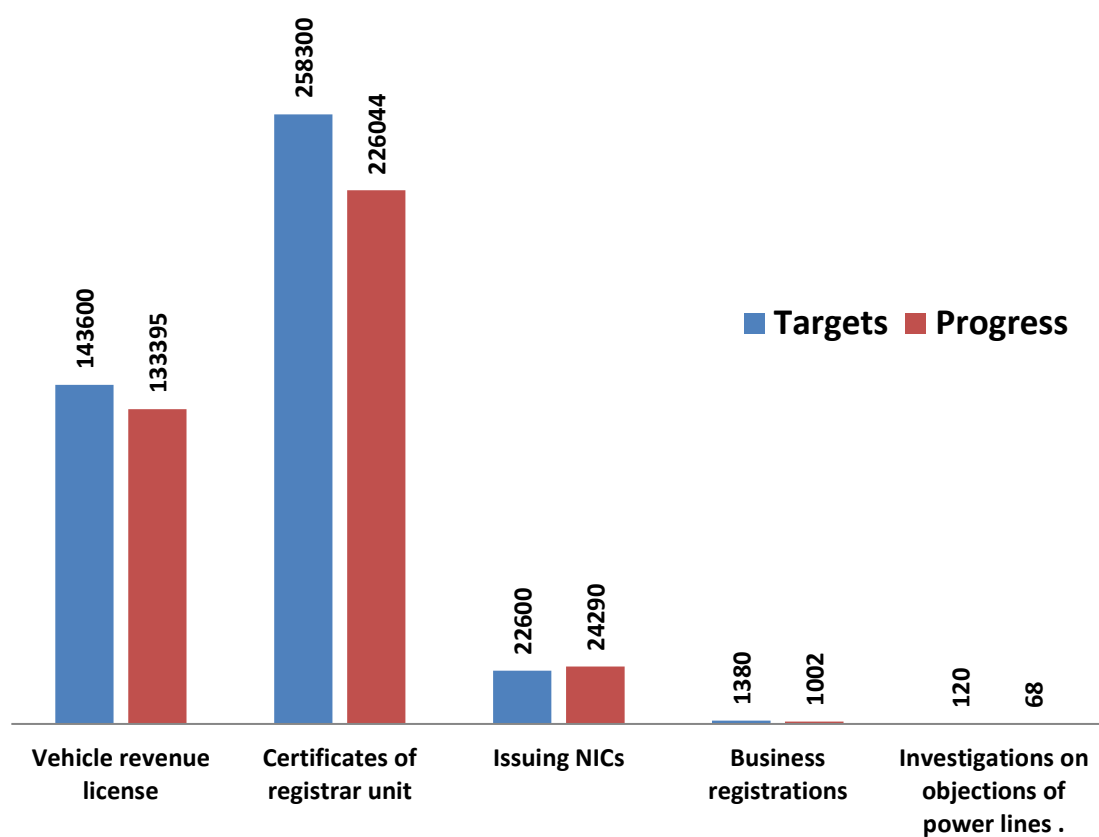
**2.2 Achievements**

**2.3 Challenges**

**2.4 Future goals**

## 2.1 Progress

Performance of year 2022			
Subject	Target	Cumulative Progress	
		Numerically	As a percentage
Issuing of vehicle revenue license	143,600	133,395	93%
Issuing of certificates pertaining to District Registrar Unit.	258,300	226,044	88%
Issuing of National Identity Cards	22,600	24,290	107%
Business Registrations	1,380	1,002	73%
Investigations on objections of electricity power lines	120	68	57%



## Progress of Implementing Development Projects in the District- 2022

### By sector/ component

Sector/Component	Divisional Secretary Division	Number of Proposals Approved	Approved allocation Rs. Million	Number of projects completed	Financial progress Rs. million	Percentage of progress
Access roads	Mahiyangana	33	2.90	18	16.04	60%
	Rideemaliyadda	57	23.30	5	1.99	9%
	Meegahakiyula	31	20.25	19	11.59	57%
	Kandaketiya	27	19.35	19	14.55	75%
	Soranathota	26	19.20	15	9.15	48%
	Passara	68	37.00	21	10.32	28%
	Lunugala	38	20.00	17	7.92	40%
	Badulla	31	24.70	18	13.21	53%
	Hali ela	32	25.05	17	9.69	39%
	Uvaparanagama	46	47.44	14	13.96	29%
	Welimada	71	50.50	45	31.14	62%
	Bandarawela	44	29.05	35	25.02	86%
	Ella	32	17.50	7	3.88	22%
	Haputhale	39	19.70	13	7.31	37%
	Haldummulla	24	12.90	18	8.80	68%
<b>Total</b>		<b>599</b>	<b>392.84</b>	<b>281</b>	<b>184.57</b>	<b>46%</b>
Rural Water Supply	Mahiyanganaya	05	1.46	2	0.84	58%
	Soranathota	01	0.40	0	-	-
	Passara	01	0.50	1	0.49	97%
	Lunugala	03	1.00	2	0.58	58%
	Uvaparanagama	02	0.20	0	-	-
	Ella	01	0.30	0	-	-
	Haputhale	03	1.30	1	0.29	22%
	Haldummulla	09	3.80	5	2.23	59%
<b>Total</b>		<b>25</b>	<b>8.96</b>	<b>11</b>	<b>4.43</b>	<b>49%</b>

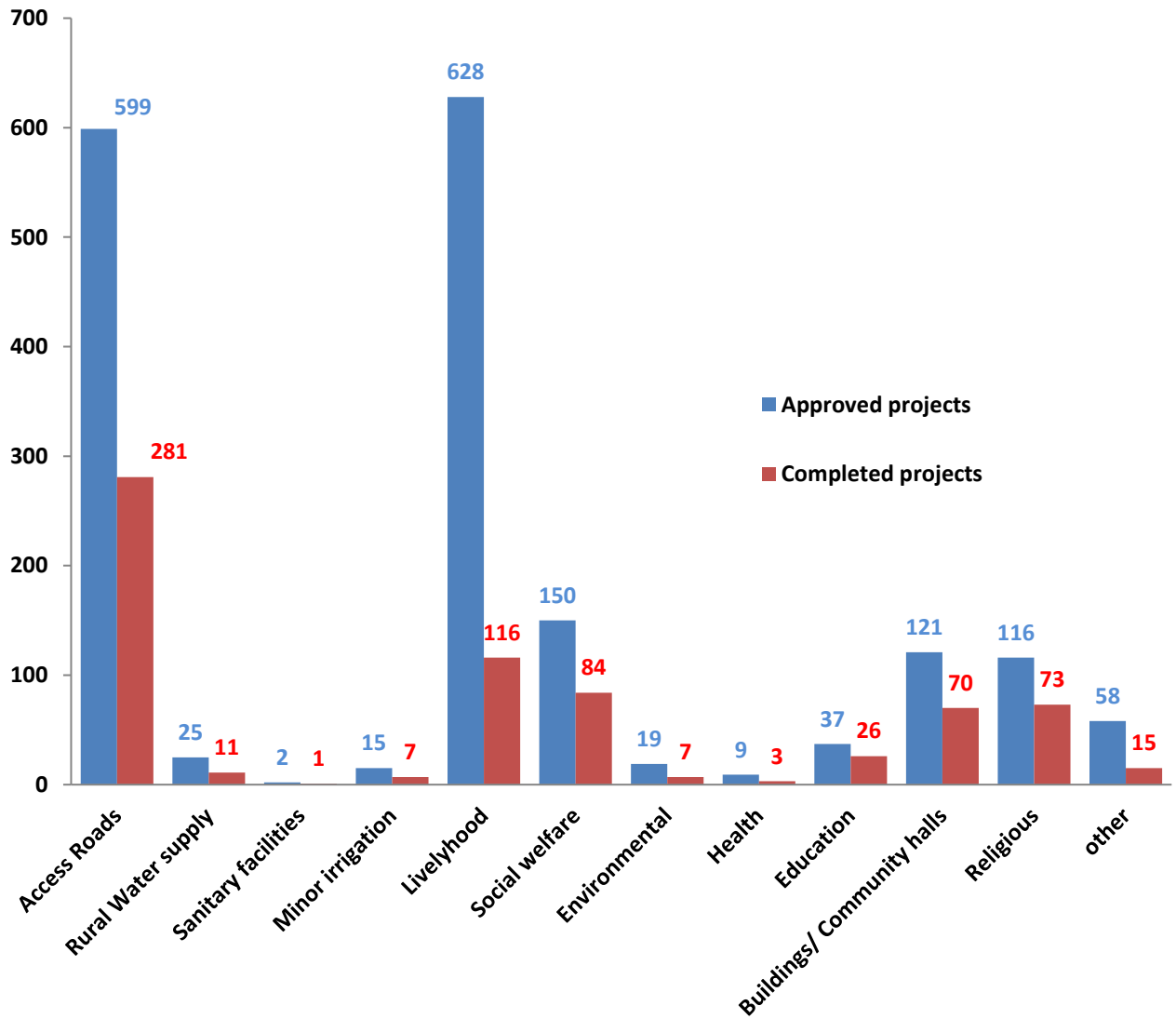
ector/ Component	DS Division	Number of Approved proposals	Approved Allocation Rs. million	No. of Projects completed	Financial Progress Rs. Million	% of financial progress( As a % of approved allocation)
Sanitary facilities	Mahiyanganaya	01	0.02	-	-	-
	Welimada	01	0.05	01	0.05	96%
<b>Total</b>		<b>02</b>	<b>0.07</b>	<b>01</b>	<b>0.05</b>	<b>96%</b>
Minor Irrigation	Soranathota	02	1.00	02	0.97	97%
	Passara	01	0.20	-	-	-
	Lunugala	02	0.65	-	-	-
	Badulla	01	0.60	01	0.59	98%
	Uvaparanagama	01	0.80	-	-	-
	Ella	06	2.50	03	1.06	42%
	Haputhale	01	0.40	-	-	-
	Haldummulla	01	0.50	01	0.48	96%
<b>Total</b>		<b>15</b>	<b>6.65</b>	<b>7</b>	<b>3.1</b>	<b>47%</b>
Livelihood	Mahiyanganaya	20	1.65	-	-	-
	Rideemaliyadda	79	9.69	09	2.18	22%
	Meegahakiyula	54	12.15	08	1.19	10%
	Kandaketiya	56	19.15	10	4.66	24%
	Soranathota	56	14.00	25	5.59	40%
	Passara	48	2.90	-	-	-
	Lunugala	35	2.66	10	0.55	21%
	Badulla	28	5.35	18	1.05	20%
	Haliela	12	1.81	08	0.79	44%
	Uvaparanagama	18	12.98	-	-	-
	Welimada	06	12.10	-	-	-
	Bandarawela	04	4.60	-	-	-
	Ella	85	21.35	-	-	-
	Haputhale	88	24.76	02	0.42	2%
	Haldummulla	39	21.22	26	8.70	41%
<b>Total</b>		<b>628</b>	<b>166.37</b>	<b>116</b>	<b>25.13</b>	<b>15%</b>

Sector/ Component	DS Division	Number of Approved proposals	Approved Allocation Rs. million	No. of Projects completed	Financial Progress Rs. Million	% of financial progress( As a % of approved allocation)
Social welfare	Mahiyanganaya	36	1.30	17	0.50	39%
	Meegahakiyula	07	0.35	06	0.29	83%
	Soranathota	04	0.18	04	0.17	97%
	Passara	05	0.25	03	0.14	57%
	Lunugala	03	0.15	03	0.15	97%
	Badulla	08	0.40	08	0.39	98%
	Haliela	03	0.15	01	0.01	8%
	Uvaparanagama	13	0.58	-	-	-
	Welimada	11	0.61	11	0.59	98%
	Haputhale	24	1.73	03	0.12	7%
	Haldummulla	36	1.86	28	1.18	64%
<b>Total</b>		<b>150</b>	<b>7.56</b>	<b>84</b>	<b>3.54</b>	<b>47%</b>
Environmental	Lunugala	12	1.83	04	0.47	26%
	Badulla	02	2.30	02	2.20	96%
	Haliela	02	0.60	01	0.10	16%
	Uvaparanagama	01	0.40	-	-	-
	Bandarawela	01	0.40	-	-	-
	Ella	01	0.10	-	-	-
<b>Total</b>		<b>19</b>	<b>5.63</b>	<b>07</b>	<b>2.77</b>	<b>49%</b>
Health	Mahiyanganaya	04	2.00	02	0.89	44%
	Rideemaliyadda	01	0.50	-	-	-
	Badulla	01	0.30	01	0.29	97%
	Hali ela	01	0.27	-	-	-
	Welimada	01	0.50	-	-	-
	Ella	01	0.40	-	-	-
<b>Total</b>		<b>09</b>	<b>3.97</b>	<b>03</b>	<b>1.18</b>	<b>30%</b>

Sector/ Component	DS Division	Number of Approved proposals	Approved Allocation Rs. million	No. of Projects completed	Financial Progress Rs. Million	% of financial progress( As a % of approved allocation)
Education	Mahiyanganaya	04	0.91	01	0.39	43%
	Rideemaliyadda	05	1.00	04	0.40	40%
	Meegahakiyula	03	0.44	03	0.42	95%
	Soranathota	02	0.50	02	0.48	95%
	Passara	02	0.30	02	0.29	97%
	Lunugala	05	0.90	03	0.68	76%
	Badulla	02	0.40	02	0.37	93%
	Hali el	02	2.00	01	1.16	58%
	Uvapanagama	01	0.03	-	-	-
	welimada	04	1.08	04	1.04	97%
	Ella	01	0.70	01	0.68	97%
	Haputhale	03	0.80	01	0.29	36%
	Haldummulla	03	0.90	02	0.29	32%
<b>Total</b>		<b>37</b>	<b>9.96</b>	<b>26</b>	<b>6.49</b>	<b>65%</b>
Buildings/"Nila Sewana"/Community Halls	Mahiyanganaya	19	6.40	07	3.58	56%
	Rideemaliyadda	01	0.20	01	0.19	97%
	Meegahakiyula	10	6.60	07	4.23	64%
	Kandaketiya	01	0.70	01	0.25	35%
	Soranathota	04	3.80	04	2.35	62%
	Passara	02	0.50	02	0.48	97%
	Lunugala	11	4.20	04	2.08	50%
	Badulla	18	10.95	07	3.51	32%
	Hali ela	24	25.03	14	11.13	44%
	Uvapanagama	01	0.40	01	0.39	98%
	Welimada	05	2.70	04	2.16	80%
	Bandarawela	14	15.60	13	14.94	96%
	Ella	02	0.25	-	-	-
	Haputhale	02	1.00	01	0.29	29%
Haldummulla	07	3.00	04	1.55	52%	
<b>Total</b>		<b>121</b>	<b>81.33</b>	<b>70</b>	<b>47.13</b>	<b>60%</b>

Sector/ Component	DS Division	Number of Approved proposals	Approved Allocation Rs. million	No. of Projects completed	Financial Progress Rs. Million	% of financial progress( As a % of approved allocation)
Religious	Mahiyangana	08	3.75	05	1.34	36%
	Rideemaliyadda	05	1.50	02	0.58	39%
	Meegahakiyula	07	1.73	05	1.51	87%
	Kandaketiya	04	1.00	01	0.29	29%
	Soranathota	04	0.90	04	0.87	97%
	Passara	02	0.50	02	0.49	97%
	Lunugala	07	1.20	04	0.59	49%
	Badulla	20	4.40	13	2.71	62%
	Hali ela	03	0.75	03	0.73	97%
	Uvaparanagama	05	2.00	02	0.70	35%
	Welimada	05	1.05	05	1.02	97%
	Bandarawela	05	3.25	05	3.06	94%
	Ella	16	5.53	09	3.88	70%
	Haputhale	11	2.60	02	0.87	33%
Haldummulla	14	3.75	11	3.39	91%	
<b>total</b>		<b>116</b>	<b>33.91</b>	<b>73</b>	<b>22.03</b>	<b>65%</b>
Other	Mahiyanganaya	02	0.05	-	-	-
	Rideemaliyadda	02	2.25	-	-	-
	meegahakiyula	02	1.50	02	1.42	94%
	kandaketiya	01	0.50	-	-	-
	Soranathota	01	0.20	01	0.18	89%
	Lunugala	06	1.50	03	0.66	44%
	Badulla	04	0.45	02	0.24	54%
	Hali ela	01	0.40	01	0.38	95%
	Uvaparanagama	18	1.74	-	-	-
	Welimada	01	1.30	01	1.17	90%
	Ella	06	1.70	01	0.29	17%
	Haputhale	05	1.15	01	0.20	17%
Haldummulla	09	3.59	03	0.87	24%	
<b>Total</b>		<b>58</b>	<b>16.33</b>	<b>15</b>	<b>5.41</b>	<b>33%</b>

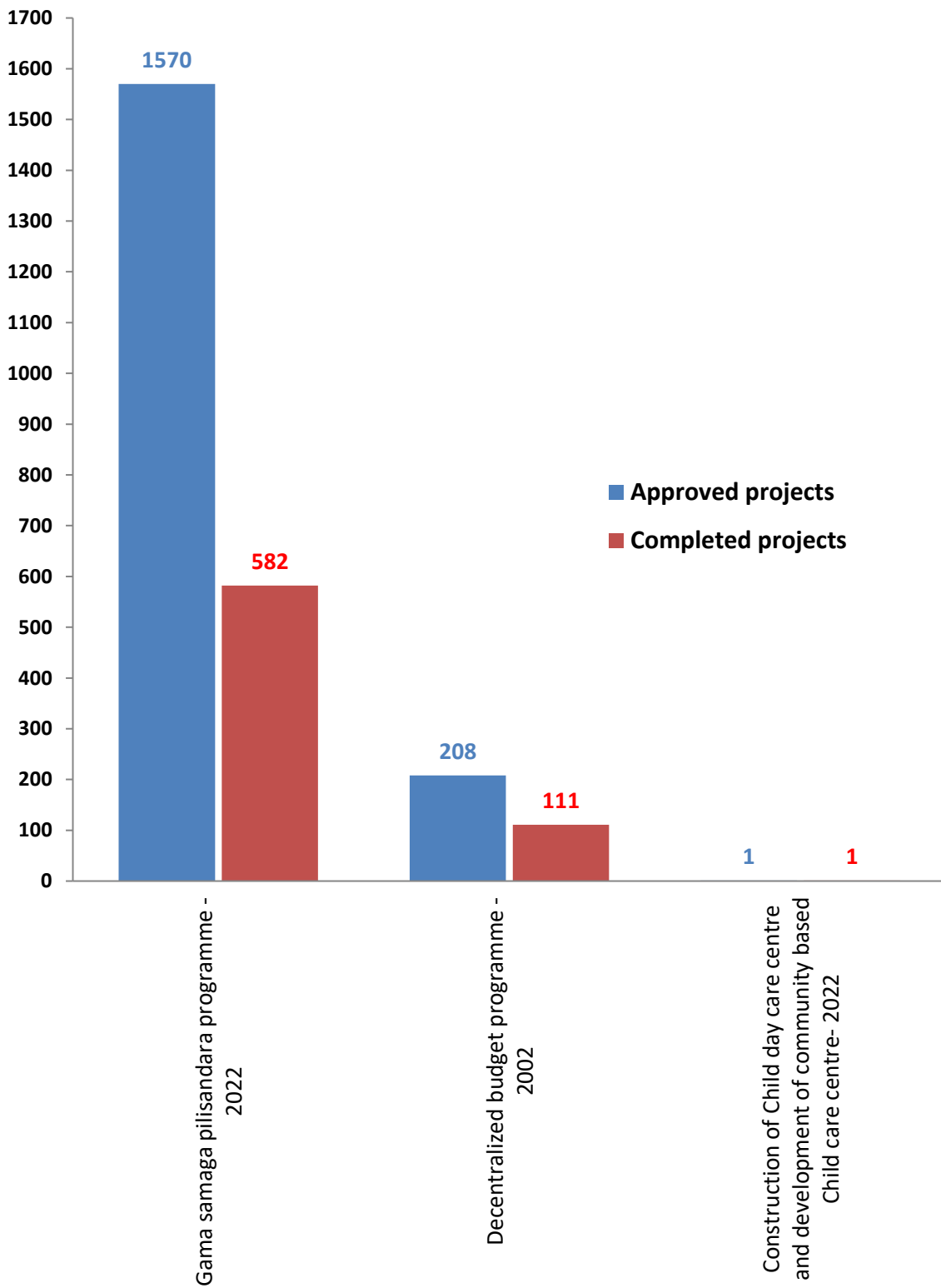
## Progress by Sector/Component (bar chart)



## Progress by programme

Sector/ Component	DS Division	Number of Approved proposals	Approved Allocation Rs. million	No. of Projects completed	Financial Progress Rs. Million	% of financial progress( As a % of approved of allocation)
"Gama samaga pilisandarak"Programme (03 million, 04 million,20 million, 100 million)	Mahiyangana	85	41.92	31	22.37	53%
	Rideemaliyadda	150	38.46	21	5.35	14%
	Meegahakiyula	104	42.31	42	20.21	48%
	Kandaketiya	89	40.60	31	19.74	49%
	Soranathota	95	39.60	52	19.49	49%
	Passara	123	41.50	28	12.07	29%
	Lunugala	118	33.60	46	13.35	40%
	Badulla	104	49.05	61	23.82	49%
	hali ela	74	55.20	43	23.47	43%
	Uvaparanagama	85	66.30	17	15.05	23%
	Welimada	87	68.80	53	36.21	53%
	Bandarawela	67	47.80	52	38.07	80%
	Ella	151	50.30	21	9.80	19%
	Haputhale	143	48.40	20	9.17	19%
	Haldummulla	95	47.10	64	24.31	52%
<b>Total</b>		<b>1570</b>	<b>710.94</b>	<b>582</b>	<b>292.48</b>	<b>41%</b>
Decentralized budgetprogramme- 2022	Mahiyangana	47	2.40	21	1.20	50%
	Meegahakiyula	10	0.52	08	0.41	80%
	Soranathota	05	0.28	05	0.27	97%
	Passara	06	0.45	03	0.14	32%
	Lunugala	04	0.35	04	0.34	97%
	Badulla	11	0.75	11	0.73	97%
	Hali ela	06	0.85	03	0.55	64%
	Uvaparanagama	21	1.11	-	-	-
	Welimada	18	0.98	18	0.95	97%
	Haputhale	33	5.10	04	0.61	12%
	Halldummulla	47	4.50	34	3.16	70%
<b>Total</b>		<b>208</b>	<b>17.29</b>	<b>111</b>	<b>8.36</b>	<b>48%</b>
Construction of Child day care centre and development of community based child care centre - 2022	Bandarawela	01	5.00	01	4.94	99%
<b>Total</b>		<b>01</b>	<b>5.00</b>	<b>01</b>	<b>4.94</b>	<b>99%</b>

## progress by programme (bar chart)



## Several projects implemented in Badulla District - 2022

### Name of the project –Construction of Day Care Centre, Bandarawela

before



after



Programme - Construction of Child day care centre and development of community based child care centre - 2022

D S Division - Bandarawela

G N Division - Aththalapitiya

Allocation ( Rs. Mn) - 5.0

Expenditure ( Rs. Mn) - 4.94

---

### Project - Development of Walapana agricultural access road

before



after



Programme - “Gama samaga pilisandarak” (03 Mn) Programme- 2022

DS Division - Meegahakiyula

GN Division - Allalanda

Allocation (Rs.Mn) - 1.2

Expenditure (Rs.Mn) - 1.16

## 2.2 Achievements

- ❖ Completion of 111 projects in the district under decentralized budget programme.
- ❖ Completion of 582 projects under “Gama samaga pilisandarak” ( 03 Mn, 04 Mn, 20 Mn and 100 Mn) project.
- ❖ Completion of one project under construction of child day care centers and development of community based child care centers.


## 2.3 Challenges

- ❖ Difficulty in achieving goals due to land instability of the district
- ❖ Lack of human resource with regard to technical staffs.
- ❖ Setting fire to forests
- ❖ Natural disasters such as land slides
- ❖ Lack of skilled labour
- ❖ Covid-19 pandemic situation
- ❖ Economic recession

## 2.4 Future goals

- ❖ Improvement of infrastructure facilities to bring down the poverty line of the District
- ❖ Improvement of the infrastructure facilities to generate new income opportunities by utilizing the resources existing within the District.
- ❖ Improving infrastructure to create an energetic work force with appropriate skills.
- ❖ Taking timely action to prevent losses of lives and properties due to disasters by preparing an emergency response advance plan.
- ❖ Development of infrastructure required to enhance the effectiveness of the agricultural sector.
- ❖ Fulfillment of drinking water requirement of the District.
- ❖ Safeguard the life of the people by providing shelter to all
- ❖ Improving tourist attractions and expanding infrastructure facilities in Divisional Secretary Divisions such as Ella and Bandarawela to enhance tourism.

DAMAYANTHI PARANAGAMA  
Government Agent/District secretary  
Badulla.

  
Damayanthi Paranagama  
District Secretary - Badulla

## **Chapter 03**

### **Overall Financial Performance of the year**

- 3.1 Statement of Financial Performance**
- 3.2 Statement of Financial Position**
- 3.3 Statement of Cash Flow**
- 3.4 Notes to Financial Statements**
- 3.5 Performance of Revenue Collection**
- 3.6 Performance of Utilization of Allocated Provisions**
- 3.7 In terms of F.R. 208 grant of allocation for expenditure to District Secretariat as an agent of the other Ministries/ Departments**
- 3.8 Performance of reporting Non- financial Assets**
- 3.9 Auditor General's Report.**

### 3.1 Statement of Financial Performance

ACA - F

#### Statement of Financial Performance for the period ended 31st December 2022

Budget 2022	Note	Actual	
		2022 Rs.	Restated 2021 Rs.
<b>Rs.</b>			
-	<b>Revenue Receipts</b>	-	-
-	Income Tax	1	-
-	Taxes on Domestic Goods & Services	2	-
-	Taxes on International Trade	3	-
-	Non Tax Revenue & Others	4	-
-	<b>Total Revenue Receipts (A)</b>	-	-
-	<b>Non Revenue Receipts</b>	-	-
-	Treasury Imprests	4,093,327,000	4,859,280,000
-	Deposits	255,885,990	344,922,433
-	Advance Accounts	65,021,846	60,118,399
-	Other Main Ledger Receipts	-	-
-	<b>Total Non Revenue Receipts (B)</b>	<b>4,414,234,835</b>	<b>5,264,320,832</b>
-	<b>Total Revenue Receipts &amp; Non Revenue Receipts C = (A)+(B)</b>	<b>4,414,234,835</b>	<b>5,264,320,832</b>
-	<b>Remittance to the Treasury (D)</b>	<b>49,938,000</b>	-
-	<b>Net Revenue Receipts &amp; Non Revenue Receipts E = (C)-(D)</b>	<b>4,364,296,835</b>	<b>5,264,320,832</b>
-	<b>Less: Expenditure</b>	-	-
-	<b>Recurrent Expenditure</b>	-	-
-	Wages, Salaries & Other Employment Benefits	5	795,622,763
-	Other Goods & Services	6	110,779,096
-	Subsidies, Grants and Transfers	7	12,297,452
-	Interest Payments	8	-
-	Other Recurrent Expenditure	9	-
-	<b>Total Recurrent Expenditure (F)</b>	<b>918,699,311</b>	<b>1,160,149,554</b>
-	<b>Capital Expenditure</b>	-	-
-	Rehabilitation & Improvement of Capital Assets	10	18,676,179
-	Acquisition of Capital Assets	11	33,302,066
-	Capital Transfers	12	-
-	Acquisition of Financial Assets	13	-
-	Capacity Building	14	207,765
-	Other Capital Expenditure	15	321,242,432
-	<b>Total Capital Expenditure (G)</b>	<b>373,428,442</b>	<b>92,585,611</b>
-	Deposit Payments	301,491,444	300,814,175
-	Advance Payments	53,282,305	58,653,547
-	Other Main Ledger Payments	-	-
-	<b>Total Main Ledger Expenditure (H)</b>	<b>354,773,749</b>	<b>359,467,722</b>
-	<b>Total Expenditure I = (F+G+H)</b>	<b>1,646,901,502</b>	<b>1,612,202,887</b>
-	<b>Balance as at 31st December J = (E-I)</b>	<b>2,717,395,333</b>	<b>3,652,117,945</b>
-	<b>Balance as per the Imprest Reconciliation Statement</b>	<b>2,717,395,333</b>	<b>3,652,117,945</b>
-	<b>Imprest Balance as at 31st December</b>	-	-

විගණකාධිපති දෙපාර්තමේන්තුව  
විගණන ලප කාර්යාලය  
28 FEB 2023  
සමස්ත දෙපාර්තමේන්තු  
විදුලි.



## 3.2 Statement of Financial Position


ACA-P


### Statement of Financial Position As at 31st December 2022


	Note	Actual	
		2022 Rs	2021 Rs
<b>Non Financial Assets</b>			
Property, Plant & Equipment	ACA-6	2,697,975,039	2,655,070,783
<b>Financial Assets</b>			
Advance Accounts	ACA-5/5(a)	179,067,346	191,484,874
Cash & Cash Equivalents	ACA-3	-	-
<b>Total Assets</b>		<b>2,877,042,385</b>	<b>2,846,555,657</b>
<b>Net Assets / Equity</b>			
Net Worth to Treasury		(20,772,757)	(54,638,671)
Property, Plant & Equipment Reserve		2,697,975,039	2,655,070,783
Rent and Work Advance Reserve	ACA-5(b)	-	677,989
<b>Current Liabilities</b>			
Deposits Accounts	ACA-4	199,840,103	245,445,557
Unsettled Imprest Balance	ACA-3	-	-
<b>Total Liabilities</b>		<b>2,877,042,385</b>	<b>2,846,555,657</b>

Detail Accounting Statements in ACA format Nos. 1 to 7 presented in pages from 7 to 36 and Notes to accounts presented in pages from 37 to 58 form an integral part of these Financial Statements. The Financial Statements have been prepared in complying with the Generally Accepted Accounting Principles whereas most appropriate Accounting Policies are used as disclosed in the Notes to the Financial Statements and hereby certify that figures in these Financial Statements, Notes to accounts and other relevant accounts were reconciled with the Treasury Books of Accounts and found in agreement.

We hereby certify that an effective internal control system for the financial control exists in the Reporting Entity and carried out periodic reviews to monitor the effectiveness of internal control system for the financial control and accordingly make alterations as required for such systems to be effectively carried out.

  
Chief Accounting Officer  
Neel Bandara Hapuhinne  
Secretary, Ministry of Public  
Administration, Home Affairs, Provincial  
Councils & Local Government  
Date : 23-02-2023

  
Accounting Officer  
Damayanthi Paranagama  
District Secretary

  
Chief Accountant  
W.A. Aruna Shanthapriya

Date : 2023/02/26

Date : 20.02.2023

**Neel Bandara Hapuhinne**  
Secretary  
Ministry of Public Administration, Home Affairs,  
Provincial Councils & Local Government  
Home Affairs Division

**DAMAYANTHI PARANAGAMA**  
Government Agent/District secretary  
Badulla.

**W.A. Aruna Shanthapriya**  
Chief Accountant  
For District Secretary, Badulla



### 3.3 Statement of Cash Flow

ACA-C

#### Statement of Cash Flows for the Period ended 31st December 2022

	Actual	
	2022 Rs.	Restated 2021 Rs.
<b><u>Cash Flows from Operating Activities</u></b>		
Total Tax Receipts	-	-
Fees, Fines, Penalties and Licenses	-	-
Profit	-	-
Non Revenue Receipts	-	-
Revenue Collected on behalf of Other Revenue Heads	212,718,848	176,159,169
Imprest Received	4,093,327,000	4,859,280,000
Recoveries from Advance	81,717,762	78,026,762
Deposit Received	256,129,354	345,635,299
<b>Total Cash generated from Operations (A)</b>	<b>4,643,892,965</b>	<b>5,459,101,230</b>
<b><u>Less - Cash disbursed for:</u></b>		
Personal Emoluments & Operating Payments	905,164,359	831,028,328
Subsidies & Transfer Payments	12,297,452	328,892,566
Expenditure incurred on behalf of Other Heads	2,928,121,915	3,825,637,457
Imprest Settlement to Treasury	49,938,000	-
Advance Payments	73,396,714	80,133,822
Deposit Payments	301,546,083	300,823,446
<b>Total Cash disbursed for Operations (B)</b>	<b>4,270,464,523</b>	<b>5,366,515,619</b>
<b>NET CASH FLOW FROM OPERATING ACTIVITIES(C)=(A)-(B)</b>	<b>373,428,442</b>	<b>92,585,611</b>
<b><u>Cash Flows from Investing Activities</u></b>		
Interest	-	-
Dividends	-	-
Divestiture Proceeds & Sale of Physical Assets	-	-
Recoveries from On Lending	-	-
<b>Total Cash generated from Investing Activities (D)</b>	<b>-</b>	<b>-</b>
<b><u>Less - Cash disbursed for:</u></b>		
Purchase or Construction of Physical Assets & Acquisition of Other Investment	373,428,442	92,585,611
<b>Total Cash disbursed for Investing Activities (E)</b>	<b>373,428,442</b>	<b>92,585,611</b>
<b>NET CASH FLOW FROM INVESTING ACTIVITIES( F)=(D)-(E)</b>	<b>(373,428,442)</b>	<b>(92,585,611)</b>
<b>NET CASH FLOWS FROM OPERATING &amp; INVESTMENT ACTIVITIES (G)=( C) + (F)</b>	<b>0</b>	<b>0</b>
<b><u>Cash Flows from Financing Activities</u></b>		
Local Borrowings	-	-
Foreign Borrowings	-	-
Grants Received	-	-
<b>Total Cash generated from Financing Activities (H)</b>	<b>-</b>	<b>-</b>
<b><u>Less - Cash disbursed for:</u></b>		
Repayment of Local Borrowings	-	-
Repayment of Foreign Borrowings	-	-
<b>Total Cash disbursed for Financing Activities (I)</b>	<b>-</b>	<b>-</b>
<b>NET CASH FLOW FROM FINANCING ACTIVITIES (J)=(H)-(I)</b>	<b>-</b>	<b>-</b>
<b>Net Movement in Cash (K) = (G) + (J)</b>	<b>0</b>	<b>0</b>
<b>Opening Cash Balance as at 01<sup>st</sup> January</b>	<b>-</b>	<b>-</b>
<b>Closing Cash Balance as at 31<sup>st</sup> December</b>	<b>-</b>	<b>-</b>



## 3.4 Notes to Financial Statements


ACA - 2


### Summary of Expenditure by Programme for the period ended 31st December 2022

Ministry / Department / District Secretariat : District Secretariat, Badulla

Expenditure Head No : 276

Programme Number given in Annual Estimates	Title of the Expenditure	Annual Budgetary Provision (1)	Supplementary Estimate Provision (2)	FR 66/69 Transfers (3)	Total Net Provision (4)=(1)+(2)+(3)	Total Expenditure (5)	Net Effect Savings / (Excesses) (6)=(4)-(5)
Programme (1)	(1) Recurrent	987,000,000			987,000,000	918,699,311	68,300,689
	(2) Capital	617,000,000			617,000,000	373,428,442	243,571,558
	<b>Sub Total</b>	<b>1,604,000,000</b>	-	-	<b>1,604,000,000</b>	<b>1,292,127,753</b>	<b>311,872,247</b>
Programme (2)	(1) Recurrent						
	(2) Capital						
	<b>Sub Total</b>						
<b>Grand Total</b>		<b>1,604,000,000</b>	-	-	<b>1,604,000,000</b>	<b>1,292,127,753</b>	<b>311,872,247</b>

  
 .....  
 Chief Accountant  
 W.A. Aruna Shanthapriya  
 Date : 2023/02/21

  
**W.A. Aruna Shanthapriya**  
 Chief Accountant  
 For District Secretary, Badulla

## Statement of Expenditure by Programme

Expenditure Head No : 276

Ministry / Department / District Secretariat : District Secretariat, Badulla

Rs.

Expenditure Code	Programme (1)					Programme (2)					Total Expenditure for the Period 2022 (11)=(5)+(10)	
	Provisions					Expenditure (5)	Provisions			Expenditure (10)		
	Annual Budgetary Provision (1)	Supplementary Estimate Provision (2)	FR 66/69 Transfers (3)	Total Net Provision (4)=(1)+(2)+(3)	Total Net Provision (9)=(6)+(7)+(8)		Annual Budgetary Provision (6)	Supplementary Estimate Provision (7)	FR 66/69 Transfers (8)			
<i>Recurrent Expenditure</i>												
<u>Personal Emoluments</u>												
1001 - Salaries & Wages	570,000,000			570,000,000		570,000,000						525,225,970
1002 - Overtime & Holiday Payments	23,000,000		500,000	23,500,000		20,700,667						20,700,667
1003 - Other Allowances	265,500,000		(3,000,000)	262,500,000		249,696,126						249,696,126
<u>Travelling Expenditure</u>												
1101 - Domestic	15,000,000			15,000,000		17,108,742						17,108,742
1102 - Foreign												
<u>Supplies</u>												
1201 - Stationery & Office Requisites	14,300,000		1,900,000	16,200,000		16,178,892						16,178,892
1202 - Fuel	23,640,000		900,000	24,540,000		23,642,744						23,642,744
1203 - Diets & Uniforms	200,000			200,000		100,000						100,000
1204 - Medical Supplies												
1205 - Other												

## Statement of Expenditure by Programme

Ministry / Department / District Secretariat : District Secretariat, Badulla

Expenditure Head No : 276

Expenditure Code	Programme (1)				Programme (2)				Total Expenditure for the Period 2022 (11)=(5)+(10)	
	Provisions				Provisions					
	Annual Budgetary Provision (1)	Supplementary Estimate Provision (2)	FR 66/69 Transfers (3)	Total Net Provision (4)=(1)+(2)+(3)	Expenditure (5)	Annual Budgetary Provision (6)	Supplementary Estimate Provision (7)	FR 66/69 Transfers (8)		Total Net Provision (9)=(6)+(7)+(8)
<b>Maintenance Expenditure</b>										
1301 - Vehicles	12,500,000		1,700,000	14,200,000	13,201,240					13,201,240
1302 - Plant and Machinery	2,000,000		700,000	2,700,000	2,662,132					2,662,132
1303 - Building and Structures	1,600,000			1,600,000	1,271,185					1,271,185
<b>Services</b>										
1401 - Transport										
1402 - Postal & Communication	9,500,000		1,875,000	11,375,000	11,238,888					11,238,888
1403 - Electricity & Water	11,000,000		(1,950,000)	9,050,000	7,969,178					7,969,178
1404 - Rents & Local Taxes	1,000,000		(825,000)	175,000	134,204					134,204
1406 - Interest Payment for Leased vehicles										
1408 - Lease Rental for Vehicles Procured under Operational Leasing										
1409 - Other	22,500,000		(2,500,000)	20,000,000	17,271,870					17,271,870
<b>Transfers</b>										
1501 - Welfare Programmes	4,960,000			4,960,000	4,870,000					4,870,000
1502 - Retirement Benefits										
1503 - Public Institutions										
1504 - Development Subsidies										
1505 - Subscriptions and Contributions fees										
1506 - Property Loan Interest to Public Servants	10,300,000		(1,600,000)	8,700,000	7,427,452					7,427,452
1507 - Grants to Provincial Councils										

## Statement of Expenditure by Programme

Ministry / Department / District Secretariat : District Secretariat, Badulla

Expenditure Head No : 276

Expenditure Code	Programme (1)				Expenditure	Programme (2)				Total Expenditure for the Period 2022 (11)=(5)+(10)	
	Provisions					Provisions					
	Annual Budgetary Provision (1)	Supplementary Estimate Provision (2)	FR 66/69 Transfers (3)	Total Net Provision (4)=(1)+(2)+(3)		Annual Budgetary Provision (6)	Supplementary Estimate Provision (7)	FR 66/69 Transfers (8)	Total Net Provision (9)=(6)+(7)+(8)		Expenditure (10)
1508 - Other											
1509 - Public Institutions (Other Operational Expenditure)											
<u>Interest Payment and Discounts</u>											
1601 - Interest Payment for Domestic Debt											
1602 - Interest Payment for Foreign Debt											
1603 - Discounts on Treasury Bills and Treasury Bonds											
<u>Other Recurrent Expenditure</u>											
1701 - Losses & Write off											
1702 - Contingency Services											
1703 - Implementation of the Official Languages Policy											
<b>Grand Total</b>	<b>987,000,000</b>	<b>-</b>	<b>-</b>	<b>987,000,000</b>	<b>918,699,311</b>	<b>-</b>	<b>-</b>	<b>918,699,311</b>	<b>918,699,311</b>	<b>918,699,311</b>	<b>918,699,311</b>
<u>Capital Expenditure</u>											
<u>Rehabilitation &amp; Improvements of Capital Assets</u>											
2001 - Building & Structures	5,650,000		2,000,000	7,650,000							7,287,982
2002 - Plant, Machinery & Equipment	2,000,000		2,000,000	4,000,000							3,223,478
2003 - Vehicles	10,000,000			10,000,000							8,164,718
<u>Acquisition of Capital Assets</u>											
2101 - Vehicles											
2102 - Furniture & Office Equipment	2,000,000			2,000,000							1,989,201

## Statement of Expenditure by Programme

Ministry / Department / District Secretariat : District Secretariat, Badulla

Expenditure Head No : 276

Expenditure Code	Programme (1)				Expenditure	Programme (2)				Total Expenditure for the Period 2022 (11)=(5)+(10)
	Provisions					Provisions				
	Annual Budgetary Provision (1)	Supplementary Estimate Provision (2)	FR 66/69 Transfers (3)	Total Net Provision (4)=(1)+(2)+(3)		Annual Budgetary Provision (6)	Supplementary Estimate Provision (7)	FR 66/69 Transfers (8)	Total Net Provision (9)=(6)+(7)+(8)	
2103 - Plant, Machinery & Equipment	2,000,000			2,000,000	1,999,532					1,999,532
2104 - Buildings & Structures	50,000,000		(4,000,000)	46,000,000	29,313,333					29,313,333
2105 - Lands & Land Improvements										
2106 - Software Development										
2108 - Capital Payment for Leased Vehicles										
<b>Capital Transfers</b>										
2201 - Public Institutions										
2202 - Development Assistance										
2203 - Grants to Provincial Councils										
2204 - Transfers Abroad										
2205 - Capital Grants to Non-Public Institution										
<b>Acquisition of Financial Assets</b>										
2301 - Equity Contribution										
2302 - On-Lending										
<b>Capacity Building</b>										
2401 - Staff Training	350,000			350,000	207,765					207,765
<b>Other Capital Expenditure</b>										
2501 - Restructuring										
2502 - Investments										
2503 - Contingency Services										
2504 - Contribution to Provincial Councils										

## Statement of Expenditure by Programme

Ministry / Department / District Secretariat : District Secretariat, Badulla

Expenditure Head No : 276

Expenditure Code	Programme (1)				Expenditure	Programme (2)				Total Expenditure for the Period 2022 (11)=(5)+(10)	
	Provisions					Provisions					
	Annual Budgetary Provision (1)	Supplementary Estimate Provision (2)	FR 66/69 Transfers (3)	Total Net Provision (4)=(1)+(2)+(3)		Annual Budgetary Provision (6)	Supplementary Estimate Provision (7)	FR 66/69 Transfers (8)	Total Net Provision (9)=(6)+(7)+(8)		Expenditure (10)
2505 - Procurement Preparedness											
2506 - Infrastructure Development											
2507 - Research and Development											
2509 - Other	545,000,000			545,000,000	321,242,432						
<b>Grand Total</b>	<b>617,000,000</b>	<b>-</b>	<b>-</b>	<b>617,000,000</b>	<b>373,428,442</b>						<b>373,428,442</b>
<b>Total Recurrent &amp; Capital Expenditure</b>	<b>1,604,000,000</b>	<b>-</b>	<b>-</b>	<b>1,604,000,000</b>	<b>1,292,127,753</b>						<b>1,292,127,753</b>

Chief Accountant  
W.A.Aruna Shanthapriya  
Date 2023/02/21

W.A. Aruna Shanthapriya  
Chief Accountant  
For District Secretary, Badulla



## Statement of Expenditure for the period ended 31st December 2022

Ministry / Department / District Secretariat : District Secretariat, Badulla

Expenditure Head No : 276

Expenditure Code	Provisions						Expenditure			Net Effect	
	Finance Code	Annual Budgetary Provision	Supplementary Estimate Provision	FR 66/69 Transfers	Total Net Provision	Expenditure as per the Cash Book	Expenditure Incurred by Other Ministry/Dept. Under the FR 208 (As per the Treasury Printouts)	Total Expenditure	Savings / Excess	Savings / Excess as a % of Revised Estimate	Reasons for the Variance
	(1)	(2)	(3) (+/-)	(4)=(1)+(2)+(3)	(5)	(6)	(7)=(5)+(6)	(8)=(4)-(7)	(9)=(8)/(4)*100		
<u>Recurrent Expenditure</u>											
Programme (1)											
Prog./Proj./Sub proj./Object code/Item											
NOTE - 5 - OBJECT CODE WISE CLASSIFICATION OF WAGES, SALARIES & OTHER EMPLOYMENT BENEFITS											
Personal Emoluments											
1001 Salaries & Wages	11	570,000,000		570,000,000	525,225,970		525,225,970	44,774,030	8%	Non-filling of vacancies due to recruitment deferrals with compliance to government budget circular 03/2022	
1002 Overtime & Holiday Payments	11	23,000,000		23,500,000	20,700,667		20,700,667	2,799,333	12%	Reduction of overtime and working in holidays sequential to limitation of staff attendance according to government regulations and curtailment of expenditure complying with budget circular 03/2022 due to the economic crisis prevailed in the country	
1003 Other Allowances	11	265,500,000		265,500,000	248,458,626	1,237,500	249,696,126	12,803,874	5%	Non-filling of vacancies due to recruitment deferrals with compliance to government budget circular 03/2022	
NOTE - 6 - OBJECT CODE WISE CLASSIFICATION OF OTHER GOODS & SERVICES											
Travelling Expenditure											
1101 Domestic	11	15,000,000		17,300,000	17,108,742		17,108,742	191,258	1%	Savings were less than 5%	
1102 Foreign	11			2,300,000							
Total (a)		15,000,000		17,300,000	17,108,742		17,108,742	191,258	1%	Savings were less than 5%	

## Statement of Expenditure for the period ended 31st December 2022

Expenditure Head No : 276

Ministry / Department / District Secretariat : District Secretariat, Badulla

Expenditure Code	Finance Code	Provisions				Expenditure			Net Effect		
		Annual Budgetary Provision	Supplementary Estimate Provision	FR 66/69 Transfers	Total Net Provision	Expenditure as per the Cash Book	Expenditure incurred by Other Ministry/Dept. Under the FR. 208 (As per the Treasury Printouts)	Total Expenditure	Savings / Excess	Savings / Excess as a % of Revised Estimate	Reasons for the Variance
		(1)	(2)	(3) (+/-)	(4)=(1)+(2)+(3)	(5)	(6)	(7)=(5)+(6)	(8)=(4)-(7)	(9)=(8)/(4)*100	
<b>Supplies</b>											
1201 Stationery & Office Requisites	11	14,300,000		1,900,000	16,200,000	16,178,892		16,178,892	21,108	4%	Savings were less than 5%
1202 Fuel	11	23,640,000		900,000	24,540,000	23,642,744		23,642,744	897,256	50%	The uniform allowance has been paid under expenditure head 1003 by the divisional Secretariats
1203 Diets & Uniforms	11	200,000			200,000	100,000		100,000	100,000		
1204 Medical Supplies	11										
1205 Other	11	38,140,000		2,800,000	40,940,000	39,921,636		39,921,636	1,018,364	7%	Comparing with year 2021, about 30% decrease showed in running of vehicles and therefore service of vehicles and tyre replacements, occurred less. This was due the closure of institutions and non implementation of development projects as per budget circular 03/2022 under the economic crisis of the country
<b>Total (b)</b>		12,500,000		1,700,000	14,200,000	13,201,240		13,201,240	998,760		
<b>Maintenance Expenditure</b>											
1301 Vehicles	11	2,000,000		700,000	2,700,000	2,662,152		2,662,152	37,848	1%	Savings were less than 5%
1302 Plant and machinery	11	1,600,000			1,600,000	1,271,185		1,271,185	328,815	21%	Less availability of building materials due to the economic crisis, not caring out building renovations owing to the unfavourable weather condition occurred at the end of the year, and curtailment of expenditure under budget circular 03/2022
<b>Total (c)</b>		16,100,000		2,400,000	18,500,000	17,134,576		17,134,576	1,365,424		

## Statement of Expenditure for the period ended 31st December 2022

Ministry / Department / District Secretariat : District Secretariat, Badulla

Expenditure Head No : 276

Expenditure Code	Finance Code	Provisions				Expenditure			Net Effect		
		Annual Budgetary Provision (1)	Supplementary Estimate Provision (2)	FR 66/69 Transfers (3) (+)/- (4)=(1)+(2)+(3)	Total Net Provision (4)=(1)+(2)+(3)	Expenditure as per the Cash Book (5)	Expenditure Incurred by Other Ministry/Dept Under the FR 208 (As per the Treasury Printouts) (6)	Total Expenditure (7)=(5)+(6)	Savings / Excess (8)=(4)-(7)	Savings / Excess as a % of Revised Estimate (9)=(8)/(4)*100	Reasons for the Variance
Services											
1401 Transport	11	9,500,000		1,875,000	11,375,000	11,238,888		11,238,888	136,112	1%	Savings were less than 5%
1402 Postal & Communication	11	11,000,000		(1,950,000)	9,050,000	7,969,178		7,969,178	1,080,822	12%	Limitation of staffs as per the government regulations under the economic crisis, reduction of water and electricity consumption due to the closure of institutions, curtailment of expenditure under budget circular 03/2022
1403 Electricity & Water											
1404 Rents & Local Taxes	11	1,000,000		(825,000)	175,000	134,204		134,204	40,796	23%	Non submission of estimates by the local government institutions
1406 Interest Payment for Leased vehicles	11										
1408 Lease Rental for Vehicles Procured under Operational Leasing	11	22,500,000		(2,500,000)	20,000,000	17,271,870		17,271,870	2,728,130	14%	It was expected that sanitizing material for covid-19 pandemic will have to be purchased compared with year 2021 and such situation did not arise, expenditure control under budget circular 03/2022
1409 Other	11										
Total ( d )		44,000,000		(3,400,000)	40,600,000	36,614,141		36,614,141	3,985,859		
Total Expenditure on Other Goods & Services (a+b+c+d)		113,240,000		4,100,000	117,340,000	110,779,096		110,779,096	6,560,904		
NOTE - 7 - OBJECT CODE WISE CLASSIFICATION OF TRANSFERS, GRANTS & SUBSIDIES											
Transfers											
1501 Welfare Programmes	11	4,960,000			4,960,000	4,870,000		4,870,000	90,000	2%	Savings were less than 5%
1502 Retirement Benefits	11										
1503 Public Institutions	11										
1504 Development Subsidies	11										
1505 Subscriptions and Contributions fees	11										
1506 Property Loan Interest to Public Servants	11	10,300,000		(1,600,000)	8,700,000	7,427,452		7,427,452	1,272,548	15%	Applications for property loans by government officials have not been received as expected
1507 Grants to Provincial Councils	11										
1508 Other	11										
1509 - Public Institutions (Other Operational Expenditure)	11										
Total		15,260,000		(1,600,000)	13,660,000	12,297,452		12,297,452	1,362,548		

## Statement of Expenditure for the period ended 31st December 2022

Ministry / Department / District Secretariat : District Secretariat, Badulla

Expenditure Head No : 276

Expenditure Code	Provisions					Expenditure		Net Effect			
	Finance Code	Annual Budgetary Provision	Supplementary Estimate Provision	FR 6669 Transfers	Total Net Provision	Expenditure as per the Cash Book	Expenditure incurred by Other Ministry/Dept. Under the FR. 208 (As per the Treasury Printouts)	Total Expenditure	Savings / Excess	Savings / Excess as a % of Revised Estimate	Reasons for the Variance
	(1)	(2)	(3) (+)/-	(4)=(1)+(2)+(3)	(5)	(6)	(7)=(5)+(6)	(8)=(4)-(7)	(9)=(8)/(4)*100		
NOTE - 8 - OBJECT CODE WISE CLASSIFICATION OF INTEREST PAYMENTS											
11 Interest Payment for Domestic Debt											
11 Interest Payment for Foreign Debt											
11 Discounts on Treasury Bills and Treasury Bonds											
Total											
NOTE - 9 - OBJECT CODE WISE CLASSIFICATION OF OTHER RECURRENT EXPENDITURE											
11 Losses & Write off											
11 Contingency Services											
11 Implementation of the Official Languages Policy											
Total											
Grand Total (Notes 5 to 9) Total Recurrent Expenditure	987,000,000			987,000,000	917,461,811	1,237,500	918,699,311	68,300,689			
Capital Expenditure											
Programme (1)											
OBJECT CODE WISE CLASSIFICATION OF PUBLIC INVESTMENT											
NOTE - 10 Rehabilitation & Improvements of Capital Assets											
2001 Buildings & Structures	5,650,000		2,000,000	7,650,000	7,287,982		7,287,982	362,018	19%	Due to the delayed submission of the bill pertaining to the replacement of elevator battery, it could not be entered in the list of liabilities	
2002 Plant, Machinery & Equipment	2,000,000		2,000,000	4,000,000	3,223,478		3,223,478	776,522	18%	The estimated cost to repair the double cab bearing No. UPPD 7126 of Kandeketiya division is 15 lakhs and the work did not carry out due to curtailment of expenditure under 03/2022 budget circular and limitation of imprest	
2003 Vehicles	10,000,000			10,000,000	8,164,718		8,164,718	1,835,282			
Total (a)	17,650,000		4,000,000	21,650,000	18,676,179		18,676,179	2,973,821			

## Statement of Expenditure for the period ended 31st December 2022

Expenditure Head No : 276

Ministry / Department / District Secretariat : District Secretariat, Badulla


Expenditure Code	Finance Code	Provisions					Expenditure			Net Effect		Reasons for the Variance
		Annual Budgetary Provision	Supplementary Estimate Provision	FR 66/69 Transfers	Total Net Provision	Expenditure as per the Cash Book	Expenditure Incurred by Other Ministry/Dept. Under the FR. 208 (As per the Treasury Printouts)	Total Expenditure	Savings / Excess	Savings / Excess as a % of Revised Estimate		
		(1)	(2)	(3) (+/-)	(4)=(1)+(2)+(3)	(5)	(6)	(7)=(5)+(6)	(8)=(4)-(7)	(9)=(8)/(6)*100		
<b>NOTE - 11 Acquisition of Capital Assets</b>												
2101 Vehicles	11											
2102 Furniture & Office Equipment	11	2,000,000			2,000,000	1,989,201		1,989,201	10,799	1%	Savings were less than 5%	
2103 Plant, Machinery & Equipment	11	2,000,000			2,000,000	1,999,532		1,999,532	468	0%	Savings were less than 5%	
2104 Buildings & Structures	11	50,000,000		(4,000,000)	46,000,000	29,313,333		29,313,333	16,686,667	36%	The final bill of construction of Hall sala new divisional secretariat building and the bill of the construction of the guard room has not been settled due to lack of imprest	
<b>Total (b)</b>		<b>54,000,000</b>		<b>(4,000,000)</b>	<b>50,000,000</b>	<b>33,302,066</b>		<b>33,302,066</b>	<b>16,697,934</b>			
<b>NOTE - 12 Capital Transfers</b>												
2201 Public Institutions	11											
2202 Development Assistance	11											
2203 Grants to Provincial Councils	11											
2204 Transfers Abroad	11											
2205 Capital Grants to Non-Public Institution	11											
<b>Total (c)</b>												
<b>NOTE - 13 Acquisition of Financial Assets</b>												
2301 Equity Contribution	11											
2302 On-Lending	11											
<b>Total (d)</b>												

Statement of Expenditure for the period ended 31st December 2022

Ministry / Department / District Secretariat : District Secretariat, Badulla

Expenditure Head No : 276

Expenditure Code	Finance Code	Provisions				Expenditure			Net Effect		Reasons for the Variance
		Annual Budgetary Provision (1)	Supplementary Estimate Provision (2)	FR 66/69 Transfers (3) (+/-)	Total Net Provision (4)=(1)+(2)+(3)	Expenditure incurred by Other Ministry/Dept. Under the FR 208 (As per the Treasury Printouts) (6)	Expenditure as per the Cash Book (5)	Total Expenditure (7)=(5)+(6)	Savings / Excess (8)=(4)-(7)	Savings / Excess as a % of Revised Estimate (9)=(8)/(4)*100	
NOTE - 14 Capacity Building 2401 Staff Training	11	350,000			350,000	207,765	207,765	207,765	142,235	41%	Limitation of all training programmes owing to the limited attendance of staffs as per the government regulations under the economic crisis, and lack of interest as well
Total (e)		350,000			350,000	207,765	207,765	207,765	142,235	41%	
NOTE - 15 Other Capital Expenditure 2501 Restructuring 2502 Investments 2503 Contingency Services 2504 Contribution to Provincial Councils 2505 Procurement Preparedness 2506 Infrastructure Development 2507 Research and Development 2509 Other	11 11 11 11 11 11 11 11	545,000,000			545,000,000	321,242,432	321,242,432	321,242,432	223,757,568	41%	Due to the lack of materials emerged by the economic crisis and the expenditure curtailment under budget circular 03/2022, the proposed plans were not implemented and the payments were settled for the works and supplies already completed by that time
Total (f)		545,000,000			545,000,000	321,242,432	321,242,432	321,242,432	223,757,568	41%	
Programme (1)											
Total Expenditure on Public Investments (a+b+c+d+e+f)		617,000,000			617,000,000	373,428,442	373,428,442	373,428,442	243,571,558		
Grand Total (Notes 5 to 15) - Total Expenditure		1,604,000,000			1,604,000,000	1,290,890,253	1,290,890,253	1,290,890,253	311,872,247		

  
 Chief Accountant  
 W.A. Aruna Shanthapriya  
 Date: 2023/01/01  
**W.A. Aruna Shanthapriya**  
 Chief Accountant  
 For District Secretary, Badulla

## Explanation for the Variances between Original Expenditure and Revised Expenditure Estimates

Expenditure Head No : 276

Ministry / Department / District Secretariat : District Secretariat, Badulla

Expenditure Code	Description	Original Expenditure Estimate Rs.	Revised Expenditure Estimate Rs.	Variance	Variance as a % of Original Expenditure Estimate	Reasons for the Variance
<u>Recurrent Expenditure</u>						
Programme (1)						
Prog./Proj./Sub proj./Object code						
<b>NOTE - 5 - OBJECT CODE WISE CLASSIFICATION OF WAGES, SALARIES &amp; OTHER EMPLOYMENT BENEFITS</b>						
<u>Personal Emoluments</u>						
1001 Salaries & Wages		570,000,000	570,000,000	-		
1002 Overtime & Holiday Payments		23,000,000	23,500,000	500,000	2%	Officers at district secretariat were involved in welfare activities throughout the week
1003 Other Allowances		265,500,000	262,500,000	(3,000,000)	-1%	Non-filling of staff vacancies
<b>NOTE - 6 - OBJECT CODE WISE CLASSIFICATION OF OTHER GOODS &amp; SERVICES</b>						
<u>Travelling Expenditure</u>						
1101 Domestic		15,000,000	17,300,000	2,300,000	15%	Officers at district secretariat were involved in welfare activities throughout the week
1102 Foreign						
<b>Total (a)</b>		<b>15,000,000</b>	<b>17,300,000</b>	<b>2,300,000</b>		

## Explanation for the Variances between Original Expenditure and Revised Expenditure Estimates

Expenditure Head No : 276

Ministry / Department / District Secretariat : District Secretariat, Badulla

Expenditure Code	Description	Original Expenditure Estimate Rs.	Revised Expenditure Estimate Rs.	Variance	Variance as a % of Original Expenditure Estimate	Reasons for the Variance
<u>Supplies</u>						
1201 Stationery & Office Requisites		14,300,000	16,200,000	1,900,000	13%	Due to the economic crisis in the country increasing of Stationery and office Requisites prices as unexpected
1202 Fuel		23,640,000	24,540,000	900,000	4%	Due to the economic crisis in the country increasing of fuel price as unexpected
1203 Diets & Uniforms		200,000	200,000	-		
1204 Medical Supplies						
1205 Other						
<b>Total (b)</b>		<b>38,140,000</b>	<b>40,940,000</b>	<b>2,800,000</b>		
<u>Maintenance Expenditure</u>						
1301 Vehicles		12,500,000	14,200,000	1,700,000	14%	Due to the economic crisis in the country increasing of service charges and other spare parts as unexpected
1302 Plant and machinery		2,000,000	2,700,000	700,000	35%	Due to the economic crisis in the country increasing of service charges and other spare parts for Machinery as unexpected
1303 Building and Structures		1,600,000	1,600,000	-		
<b>Total (c)</b>		<b>16,100,000</b>	<b>18,500,000</b>	<b>2,400,000</b>		

**Explanation for the Variances between Original Expenditure and Revised Expenditure Estimates**

Expenditure Head No : 276

Ministry / Department / District Secretariat : District Secretariat, Badulla

Expenditure Code	Description	Original Expenditure Estimate Rs.	Revised Expenditure Estimate Rs.	Variance	Variance as a % of Original Expenditure Estimate	Reasons for the Variance
<u>Services</u>						
1401 Transport						
1402 Postal & Communication		9,500,000	11,375,000	1,875,000	20%	Due to the economic crisis in the country increasing of Postal and communication charges as unexpected
1403 Electricity & Water		11,000,000	9,050,000	(1,950,000)	-18%	Government regulation on economic crisis of country were reduced postal charges since due to restriction of staff attendance
1404 Rents & Local Taxes		1,000,000	175,000	(825,000)	-83%	Non-submission of Estimate by local authorities
1406 Interest Payment for Leased vehicles						
1408 Lease Rental for Vehicles Procured under Operational Leasing						
1409 Other		22,500,000	20,000,000	(2,500,000)	-11%	Non purchasing of mpire sanitary items for covid pandemic situation in this year against by last year
<b>Total (d)</b>		<b>44,000,000</b>	<b>40,600,000</b>	<b>(3,400,000)</b>		
<b>Total Expenditure on Other Goods &amp; Services (a+b+c+d)</b>		<b>113,240,000</b>	<b>117,340,000</b>	<b>4,100,000</b>		

## Explanation for the Variances between Original Expenditure and Revised Expenditure Estimates

Expenditure Head No : 276

Ministry / Department / District Secretariat : District Secretariat, Badulla

Expenditure Code	Description	Original Expenditure Estimate Rs.	Revised Expenditure Estimate Rs.	Variance	Variance as a % of Original Expenditure Estimate	Reasons for the Variance
<b>NOTE - 7 - OBJECT CODE WISE</b>						
<b>CLASSIFICATION OF TRANSFERS, GRANTS &amp; SUBSIDIES</b>						
<b>Transfers</b>						
1501 Welfare Programmes		4,960,000	4,960,000	-		
1502 Retirement Benefits						
1503 Public Institutions						
1504 Development Subsidies						
1505 Subscriptions and Contributions fees						
1506 Property Loan Interest to Public Servants		10,300,000	8,700,000	(1,600,000)	-16%	Government Officers not apply for property loans as our forecast
1507 Grants to Provincial Councils						
1508 Other						
1509 - Public Institutions (Other Operational Expenditure)						
<b>Total</b>		<b>15,260,000</b>	<b>13,660,000</b>	<b>(1,600,000)</b>		
<b>NOTE - 8 - OBJECT CODE WISE</b>						
<b>CLASSIFICATION OF INTEREST PAYMENTS</b>						
1601 Interest Payment for Domestic Debt						
1602 Interest Payment for Foreign Debt						
1603 Discounts on Treasury Bills and Treasury Bonds						
<b>Total</b>						

## Explanation for the Variances between Original Expenditure and Revised Expenditure Estimates

Expenditure Head No : 276 Ministry / Department / District Secretariat : District Secretariat, Badulla

Expenditure Code	Description	Original Expenditure Estimate Rs.	Revised Expenditure Estimate Rs.	Variance	Variance as a % of Original Expenditure Estimate	Reasons for the Variance
<b>NOTE - 9 - OBJECT CODE WISE CLASSIFICATION OF OTHER RECURRENT EXPENDITURE</b>						
1701 Losses & Write off						
1702 Contingency Services						
1703 Implementation of the Official Languages Policy						
<b>Total</b>						
<b>Programme (1)</b>		987,000,000	987,000,000	-		
<b>Grand Total (Notes 5 to 9) Total Recurrent Expenditure</b>						
<b>Capital Expenditure</b>						
<b>Programme (1)</b>						
<b>OBJECT CODE WISE CLASSIFICATION OF PUBLIC INVESTMENT</b>						
<b>NOTE - 10 Rehabilitation &amp; Improvements of Capital Assets</b>						
2001 Buildings & Structures		5,650,000	7,650,000	2,000,000	35%	Allocation released in last year by head no 409 but ministry of home affairs informed to settle this bill by using our allocation in this year
2002 Plant, Machinery & Equipment		2,000,000	4,000,000	2,000,000	100%	Due to the economic crisis in the country increasing of service charge and repair cost of equipment
2003 Vehicles		10,000,000	10,000,000	-		
<b>Total (a)</b>		<b>17,650,000</b>	<b>21,650,000</b>	<b>4,000,000</b>		

## Explanation for the Variances between Original Expenditure and Revised Expenditure Estimates

Expenditure Head No : 276

Ministry / Department / District Secretariat : District Secretariat, Badulla


Expenditure Code	Description	Original Expenditure Estimate Rs.	Revised Expenditure Estimate Rs.	Variance	Variance as a % of Original Expenditure Estimate	Reasons for the Variance
<b>NOTE - 11 Acquisition of Capital Assets</b>						
2101 Vehicles						
2102 Furniture & Office Equipment		2,000,000	2,000,000	-		
2103 Plant, Machinery & Equipment		2,000,000	2,000,000	-		
2104 Buildings & Structures		50,000,000	46,000,000	(4,000,000)	-8%	Non submission of final bill of Hallela new building
2105 Lands & Land Improvements						
2106 Software Development						
2108 Capital Payment for Leased Vehicles						
<b>Total (b)</b>		<b>54,000,000</b>	<b>50,000,000</b>	<b>(4,000,000)</b>		
<b>NOTE - 12 Capital Transfers</b>						
2201 Public Institutions						
2202 Development Assistance						
2203 Contribution to Provincial Councils						
2204 Transfers Abroad						
2205 Capital Grants to Non-Public Institution						
<b>Total (c)</b>						
<b>NOTE - 13 Acquisition of Financial Assets</b>						
2301 Equity Contribution						
2302 On-Lending						
<b>Total (d)</b>						
<b>NOTE - 14 Capacity Building</b>						
2401 Staff Training		350,000	350,000	-		
<b>Total (e)</b>		<b>350,000</b>	<b>350,000</b>	<b>-</b>		

## Explanation for the Variances between Original Expenditure and Revised Expenditure Estimates

Ministry / Department / District Secretariat : District Secretariat, Badulla

Expenditure Head No : 276

Expenditure Code	Description	Original Expenditure Estimate Rs.	Revised Expenditure Estimate Rs.	Variance	Variance as a % of Original Expenditure Estimate	Reasons for the Variance
<b>NOTE - 15 Other Capital Expenditure</b>						
2501	Restructuring					
2502	Investments					
2503	Contingency Services					
2504	Contribution to Provincial Councils					
2505	Procurement Preparedness					
2506	Infrastructure Development					
2507	Research and Development					
2509	Other	545,000,000	545,000,000	-		
<b>Total (f)</b>		<b>545,000,000</b>	<b>545,000,000</b>	<b>-</b>		
<b>Programme (1)</b>						
<b>Total Expenditure on Public Investments (a+b+c+d+e+f)</b>		<b>617,000,000</b>	<b>617,000,000</b>	<b>-</b>		
<b>Grand Total (Notes 5 to 15)</b>		<b>1,604,000,000</b>	<b>1,604,000,000</b>	<b>-</b>		



Chief Accountant  
W.A. Aruna Shanthapriya  
Date : 2023/07/21

**W.A. Aruna Shanthapriya**  
Chief Accountant  
For District Secretary, Badulla

## Statement of Summary of Financing the Expenditure by Programme

Ministry / Department / District Secretariat : District Secretariat, Badulla  
Expenditure Head No : 276

Code	Financing Description of Items	Programme 01 *		Programme 02 **		Grand Total		Percentage of Expenditure *** (6+5)X100 %
		Net Provision **	Actual Expenditure	Net Provision **	Actual Expenditure	Net Provision **	Actual Expenditure	
11	Domestic Funds	1,604,000,000	1,292,127,753					
12	Foreign Loans							
13	Foreign Grants							
14	Reimbursable Foreign Loans							
15	Reimbursable Foreign Grants							
16	Counterpart Funds							
17	Foreign Finance Associated Cost							
18	Foreign Financing Related Domestic Co- Financing							
21	Special Law							
	<b>Total</b>	<b>1,604,000,000</b>	<b>1,292,127,753</b>	<b>1,604,000,000</b>	<b>1,292,127,753</b>	<b>1,604,000,000</b>	<b>1,292,127,753</b>	<b>81%</b>

\* Please include figures under each programme according to ACA 2(v)

\*\* Allocations, referred to 4th column of ACA-2

\*\*\* State the percentage without decimal



Chief Accountant

W.A. Aruna Shanthapriya

Date : 2023/02/01

W.A. Aruna Shanthapriya

Chief Accountant

For District Secretary, Badulla



**Statement of Financing of Expenditure of Each Programme by Projects**  
(Financing of Capital and Recurrent expenditure according to Projects of a Programme)

Ministry / Department / District Secretariat : District Secretariat, Badulla  
Expenditure Head No : 276  
Programme No. & Title : 01 - Operational Activities

Code	Description of Items	Project 1		Project 2		Project 3		Programme Total/Page Total *	
		Net Provision	Actual Expenditure	Net Provision	Actual Expenditure	Net Provision	Actual Expenditure	Net Provision	Actual Expenditure
		Rs.	Rs.	Rs.	Rs.	Rs.	Rs.	Rs.	Rs.
11	Domestic Funds	714,200,000	464,166,750	640,000,000	598,622,826	249,800,000	229,338,177	1,604,000,000	1,292,127,753
12	Foreign Loans								
13	Foreign Grants								
14	Reimbursable Foreign Loans								
15	Reimbursable Foreign Grants								
16	Counterpart Funds								
17	Foreign Finance Associated Cost								
18	Foreign Financing Related Domestic-Co-Financing								
21	Special Law								
	<b>Total</b>	<b>714,200,000</b>	<b>464,166,750</b>	<b>640,000,000</b>	<b>598,622,826</b>	<b>249,800,000</b>	<b>229,338,177</b>	<b>1,604,000,000</b>	<b>1,292,127,753</b>

\* Total of the last page should be equal to the programme total, if an extra pages are added to each programme.

Chief Accountant

W.A. Aruna Shanthapriya

Date : 2023 / 02 / 21

**W.A. Aruna Shanthapriya**

Chief Accountant

For District Secretary, Badulla

## Statement of Imprest Account for the year 2022

Ministry / Department / District Secretariat : District Secretariat, Badulla  
Expenditure Head No. : 276

Imprest Account No.	Imprest Balance as at 1st January 2022			Imprest Received			Imprest Settlement			Imprest Balance as at 31st December 2022			Imprest Balance as at 31st December 2022 as per Treasury Books	
	1			2			3			4				
	Unsettled Sub Imprests	Unsettled Imprests (Excluding Unsettled Sub Imprests)	Total	Treasury	Other Sources	Total	Expenditure	Cash Remit to Treasury	Total	Unsettled Sub Imprest Balance	Unsettled Imprests	Total		
315/22	1(i)	1(ii)	1(iii)	2(i)	2(ii)	2(iii)=2(i)+2(ii)	3(i)	3(ii)	3(iii)=3(i)+3(ii)	4(i)	4(ii)	4(iii)=4(i)+4(ii)	5	6
	-	-	-	4,093,327,000	339,570,208	4,432,897,208	4,382,959,208	49,938,000	4,432,897,208					

1. Please show reasons for difference between 4 and 6 above.

(1) Remitted to the Treasury but not updated cash book balance as at 31/12/2022

(2) Other reasons: .....

State if these balances were settled as at the date of signing the report and if not, reason for not settling the balances.

I hereby certify that the above information is true and correct.



Chief Accountant

W.A.Aruna Shanthapriya

Date : 2023/02/23

W.A. Aruna Shanthapriya

Chief Accountant

For District Secretary, Badulla

\* This Balance should be shown in the Statement of Financial Performance

## Statement of Deposit Accounts as at 31st December 2022

Ministry / Department / District Secretariat : District Secretariat, Badulla

Expenditure Head No : 276

		Rs.				
Name of Deposit Accounts	Deposit Number	Balance as at 1st January 2022	Credited during the year	Debited during the year	Balance as at 31st December 2022	Balance as per Treasury Book as at 31st December 2022
Security Deposits	6000-0-0-1-0-58	3,249,548.60	-	2,618,650.00	630,898.60	630,898.60
Tender Deposits	6000-0-0-2-0-76	300,780.00	-	158,780.00	142,000.00	142,000.00
Corporation & Funds	6000-0-0-4-.....					
Institutions taken over by Government	6000-0-0-5-.....					
Funds	6000-0-0-6-.....					
Surplus Funds	6000-0-0-7-.....					
Depreciation Reserves	6000-0-0-8-.....					
Temporary Borrowings	6000-0-0-9-.....					
Grant ( Foreign)	6000-0-0-10-.....					
Allocation Deposits	6000-0-0-11-.....					
Contingency Funds	6000-0-0-12-.....					
Deposits Temporary Retained Payable to Third Parties	6000-0-0-13-0-47	55,020,182.23	22,665,351.83	52,838,903.93	24,846,630.13	24,846,630.13
Revenue Transfer to Provincial Councils	6000-0-0-14-.....					

## Statement of Deposit Accounts as at 31st December 2022

Expenditure Head No : 276

Ministry / Department / District Secretariat : District Secretariat, Badulla

Name of Deposit Accounts	Deposit Number	Balance as at 1st January 2022	Credited during the year	Debited during the year	Balance as at 31st December 2022	Balance as per Treasury Book as at 31st December 2022
Retention Money for Construction	6000-0-0-16-0-28	99,912,676.97	32,677,422.45	63,150,224.50	69,439,874.92	69,439,874.92
Compensation	6000-0-0-17-0-7	109,512,080.88	272,537.94	5,693,839.44	104,090,779.38	104,090,779.38
Temporary Retention for Statutory Payments	6000-0-0-18-0-35	1,176,968.89	602,020.22	1,089,069.58	689,919.53	689,919.53
Grant (Domestic)- Corporate Social Responsibility	6000-0-0-19-.....					
Funds Received for Reimbursement of Expenditure	6000-0-0-20-.....					
<b>Total</b>		<b>269,172,237.57</b>	<b>56,217,332.44</b>	<b>125,549,467.45</b>	<b>199,840,102.56</b>	<b>199,840,102.56</b>



Chief Accountant

W.A. Aruna Shanthapriya

Date : 2023/02/01

W.A. Aruna Shanthapriya

Chief Accountant

For District Secretary, Badulla



## Statement of Advance Accounts as at 31st December 2022

Expenditure Head No : 276

Ministry / Department / District Secretariat : District Secretariat, Badulla

Name of Advance Account	Advance Account Number	No. of Advance Accounts	Balance as at 1st January 2022 (1)	Maximum Limits of Expenditure Rs. 69,000,000.00		Minimum Limits of Receipts Rs. 44,000,000.00		Maximum Limits of Debit Balance Rs. 216,000,000.00	Maximum Limits of Liabilities Rs.....	Balance as per Treasury Books as at 31st December 2022
				Debits during the year (2)		Credits during the year (3)				
				In Cash	Through Cross Entries	In Cash	Through Cross Entries			
(1) Advance to Public Officers			190,806,885.58	41,417,133.11	11,865,172.34	50,505,536.51	14,516,309.00	179,067,345.52		179,067,345.52
(2) Other Advances										
(3) Miscellaneous Advances										
<b>Total</b>			<b>190,806,885.58</b>	<b>41,417,133.11</b>	<b>11,865,172.34</b>	<b>50,505,536.51</b>	<b>14,516,309.00</b>	<b>179,067,345.52</b>	<b>-</b>	<b>179,067,345.52</b>

Chief Accountant

W.A. Aruna Shanthapriya

Date : 30.12.2022

W.A. Aruna Shanthapriya

Chief Accountant


For District Secretary, Badulla



## Statement of Rent and Work Advance Accounts as at 31st December 2022

Expenditure Head No : 276 Ministry / Department / District Secretariat : District Secretariat, Badulla

Advance Number	Project Description	Paid Date	Voucher No.	Paid Amount (Rs.)	Balance as at 01.01.2022 (Rs.)	Recoveries During the Year 2022		Balance as at 31.12.2022 (Rs.)
						For Previous Year	For Current Year	
(1) Rent Advance								
.....								
.....								
<b>Total (a)</b>								
(2) Work Advance								
9188-276-0-2-0-7-0	Construction of Mahiyanganaya Divisional Secretariat Building	2019.03.15	P 1903071	-	677,988.98	-	677,988.98	-
<b>Total (b)</b>					<b>677,988.98</b>		<b>677,988.98</b>	
<b>Grand Total (a)+(b)</b>					<b>677,988.98</b>		<b>677,988.98</b>	

  
 Chief Accountant  
 W.A. Aruna Shanthapriya  
 Date : 2023/02/21  
**W.A. Aruna Shanthapriya**  
 Chief Accountant  
 For District Secretary, Badulla

## Statement of Rent and Work Advance Reserve Accounts as at 31st December 2022

Ministry / Department / District Secretariat : District Secretariat, Badulla

Expenditure Head No : 276

Advance Number	Project Description	Balance as at 01.01.2022 (Rs.) (1)	During the Year 2022		Balance as at 31.12.2022 (Rs.) 4=1+3+(2)
			Recoveries (Dr.) (2)	Paid (Cr.) (3)	
(1) Rent Advance ..... ..... <b>Total (a)</b>					
(2) Work Advance 9188-276-0-2-0-7-0	Construction of Mahiyanganaya Divisional Secretariat Building	677,988.98	677,988.98	-	-
<b>Total (b)</b>		<b>677,988.98</b>	<b>677,988.98</b>	<b>-</b>	<b>-</b>
<b>Grand Total (a)+(b)</b>		<b>677,988.98</b>	<b>677,988.98</b>	<b>-</b>	<b>-</b>

.....  
  
 Chief Accountant

W.A.Aruna Shanthapriya

Date : 2023/02/22

W.A.Aruna Shanthapriya

Chief Accountant

For District Secretary, Badulla



Cumulative Non Financial Asset Accounts Report- Central Govt-2022



Land-9153: 1,017,343,000.00 Table: SA 82

Building- 9151: 1,094,611,282.84 Year: 2022

Machinery-9152: 309,699,360.81 Rpt Date 2/14/2023 1:33:50 PM

WIP-9160: 276,321,395.63 Head 276

Intangible-9154: 0.00

Lease-9180: 0.00

Ledger	category	Item	Code	Opn_Bal	Opn_Bal_Add	TransferIn	Purchase	Disposal	Balance
9151	1.1-Dwellings		61111	265,226,752.21	13,528,289.24	13,474,317.79	872,592.00	27,002,607.03	266,099,344.21
		Garages	****6111102	1,403,433.44	0.00	0.00	0.00	0.00	1,403,433.44
		Quarters	****6111107	263,228,772.88	13,528,289.24	13,474,317.79	872,592.00	27,002,607.03	264,101,364.88
		Circuit Bunglows	****6111108	594,545.89	0.00	0.00	0.00	0.00	594,545.89
9151	1.2-Non Residential Building		61112	818,417,119.83	9,992,633.80	0.00	0.00	0.00	828,409,753.63
		Office Building	****6111201	818,417,119.83	9,992,633.80	0.00	0.00	0.00	828,409,753.63
9151	1.3-Other Structure		61113	102,185.00	0.00	0.00	0.00	0.00	102,185.00
		Pumping Station	****6111311	102,185.00	0.00	0.00	0.00	0.00	102,185.00
9160	1.4-WIP-Building & Structure		61114	276,321,395.63	0.00	0.00	0.00	0.00	276,321,395.63
		Quarters	****611146	8,046,918.23	0.00	0.00	0.00	0.00	8,046,918.23
		Office Building	****611148	268,274,477.40	0.00	0.00	0.00	0.00	268,274,477.40
9152	2.1-Transport Equipment		61121	169,595,900.00	0.00	0.00	0.00	0.00	169,595,900.00
		Passenger vehicle	****6112101	164,923,000.00	0.00	0.00	0.00	0.00	164,923,000.00
		Cargo vehicle	****6112102	2,700,000.00	0.00	0.00	0.00	0.00	2,700,000.00
		Agricultural vehicle	****6112103	1,969,900.00	0.00	0.00	0.00	0.00	1,969,900.00
		Motor cycle	****6112109	3,000.00	0.00	0.00	0.00	0.00	3,000.00
9152	2.2-Other Machinery & Equipment		61122	131,709,947.73	9,059,601.70	2,280,228.50	3,988,733.25	6,935,050.37	140,103,460.81
		Office Equipment	****6112201	21,986,124.20	463,067.70	148,900.00	0.00	590,270.75	22,007,821.15
		Computer Equipment	****6112202	47,129,314.00	6,875,814.00	678,565.20	1,970,792.00	3,203,438.50	53,451,046.70
		Electrical Equipment	****6112203	6,563,182.50	8,500.00	0.00	28,740.00	62,120.00	6,538,302.50
		Communication Equipment	****6112204	331,734.31	0.00	0.00	0.00	0.00	331,734.31
		Furniture	****6112205	51,823,237.72	1,712,220.00	1,452,763.30	1,989,201.25	3,046,271.12	53,931,151.15
		Sports equipment	****6112208	113,840.00	0.00	0.00	0.00	0.00	113,840.00

		Construction Equipment	****6112213	1,950,600.00	0.00	0.00	0.00	550.00	1,950,050.00
		Agricultural & Dairy Farm Equipment	****6112216	1,724,200.00	0.00	0.00	0.00	0.00	1,724,200.00
		Fire Protection Equipment	****6112217	87,715.00	0.00	0.00	0.00	32,400.00	55,315.00
9153	4.1-Land		61410	1,017,343,000.00	0.00	0.00	0.00	0.00	1,017,343,000.00
		Land	****614100	1,017,343,000.00	0.00	0.00	0.00	0.00	1,017,343,000.00

REMARKS

This is a computer-generated document. No signature is required.

-

Report Generated by the new CIGAS Web Application--Developed by S.Tharshan -  
Director, Dept of State Accounts

Statement of Imprest Reconciliation

Revenue Collected by <b>Other Entities</b> on behalf of <b>Reporting Entity</b>	-	
Expenditure incurred by <b>Reporting Entity</b> on behalf of <b>Other Entities</b>	2,928,121,915	
Debits made to Advance "B" Account on behalf of <b>Other Entities</b>	21,215,392	
Credits made to Advance "B" Account by <b>Other Entities</b>	11,867,196	
Expenses incurred for other deposit accounts	54,640	2,961,259,142
<b>Less:</b>		
Revenue Collected by <b>Reporting Entity</b> on behalf of <b>Other Entities</b>	212,718,848	
Expenditure incurred by <b>Other Entities</b> on behalf of <b>Reporting Entity</b>	1,237,500	
Credits made to Advance "B" Account on behalf of <b>Other Entities</b>	28,563,112	
Debits made to Advance "B" Account by <b>Other Entities</b>	1,100,983	
Additions to other deposit accounts	243,365	243,863,809
<b>Imprest Adjustment Balance as at 31st December 2022</b>		<b>2,717,395,333</b>

\* Any Items can be added in addition to the above mentioned items if applicable.

**Statement of Losses and Waivers**  
(Losses under F.R. 106 and F.R. 113)  
Ministry / Department / District Secretariat : District Secretariat, Badulla  
Programme No. & Title : 01 - Operational Activities

(i) Statement of Losses Recovered/Written off/Waived off during the year.

	Value	No. of Cases	Total Amount (Rs.)
Below	Rs. 25,000.00	2	34,042.50
Over	Rs. 25,000.01	8	2,716,011.20
<b>Total</b>		<b>10</b>	<b>2,750,053.70</b>

Classification of the cases by nature of Losses.

	No. of Cases	Value (Rs.)
1		
2		
<b>Total</b>		

(ii) Statement of Losses being held to be Written off/Waived off or recoverable so far

	Value	No. of Cases	Total Amount (Rs.)
Below	Rs. 25,000.00	2	13,787.50
Over	Rs. 25,000.01	13	6,449,486.93
<b>Total</b>		<b>15</b>	<b>6,463,274.43</b>

Age Analysis per (ii)

	No. of Cases	Amount (Rs.)
Less than five years	6	1,971,499.78
5-10 years	4	3,856,772.85
Over 10 years	5	635,001.80

	Classification of the cases by Nature of Losses	No. of Cases	Value (Rs.)
1	Accident on Vehicle No 32-1656 belonging to the Kandakeiya DS Office (1996.12.13)	1	100,000.00
2	Accident on Vehicle No 32-1658 belonging to the Passara DS Office (1998.09.13)	1	-
3	Damage to Furniture and Equipment of the Mahiyangana DS Official quarters (2009.02.16)	35	35,001.80
4	Accident on Vehicle No 250-2069 belonging to the Uvaparagam DS Office (2010.08.25)	1	500,000.00
5	Accident on Vehicle No 250-2073 belonging to the Ella DS Office (2010.11.23)	1	-
6	Loss of 08 Cement bags (50kg) in the canteen building of the District Secretariat (2014.01.04)	1	7,440.00
7	Accident on Vehicle No UPPC 3214 belonging to the Uvaparagam DS Office (2015.09.04)	1	-
8	Accident on Vehicle No UPPC 3214 belonging to the Rideemaliyadda DS Office (2017.07.25)	1	3,849,332.85
9	Accident on Vehicle No WPPC 4311 belonging to the District Secretariat (2017.08.18)	1	-
10	Accident on Vehicle No UPNA 9620 belonging to the District Secretariat (2020.09.10)	1	-
11	Accident on Vehicle No UPNA 9620 belonging to the District Secretariat (2021.07.30)	1	-
12	Accident on Vehicle No UPPD 3050 belonging to the District Secretariat (2021.12.10)	1	6,347.50
13	Accident on Vehicle No UPPD 7126 belonging to the District Secretariat (2022.02.14)	1	950,840.00
14	Accident on Vehicle No UPPD 7130 belonging to the District Secretariat (2022.11.01)	1	51,500.00
15	Overpaid Pension in Divisional Secretariat - Mr. H.M. Jayawardhana (2022.11.14)	1	962,812.28
	<b>Total</b>		<b>6,463,274.43</b>

Note- Details on losses under F.R. 106 and waives under F.R. 113 accounted under object code no 1701 and such losses and waives expected to be accounted in coming years should be included.

Chief Accountant

W.A.Aruna Shanthapriya

Date : 23/02/21

**W.A. Aruna Shanthapriya**

Chief Accountant

For District Secretary, Badulla



Statement of Write off from books

Ministry / Department / District Secretariat : District Secretariat, Badulla

Expenditure Head No : 276  
Programme No. & Title : 01 - Operational Activities


1 Statement of losses and waivers under F.R. 109 during the year

	No. of Cases	Value (Rs.)
(i) Below Rs. 25,000.00	0	-
(ii) Over Rs. 25,000.01	4	184,835.97
<b>Total</b>	<b>4</b>	<b>184,835.97</b>

2 Statement of write off from the book and recoveries under F.R. 109 during the year

Nature of Loss	Opening balance which was not written off		Value of loss		Recoveries		Value written off from the book		Balance carried forward which was not written off		Reference No. of Approval for write off from the book
	Rs.	Rs.	Rs.	Rs.	Rs.	Rs.	Rs.	Rs.	Rs.		
Accident on Vehicle No 32-1656 belonging to the Kandaketiya DS Office (1996.12.13)	115,000.00	187,500.00	15,000.00						100,000.00		
Accident on Vehicle No 32-1658 belonging to the Passara DS Office (1998.09.13)	79,250.00	79,250.00						79,250.00			8/1/5/3
Damage to Furniture and Equipment of the Mahiyangana DS Official quarters (2009.02.16)	35,001.80	35,001.80							35,001.80		
Accident on Vehicle No 250-2069 belonging to the Uvaparangama DS Office (2010.08.25)	500,000.00	500,000.00	1,400,000.00						500,000.00		
Accident on Vehicle No 250-2073 belonging to the Ella DS Office (2010.11.23)	1,400,000.00	1,400,000.00	7,440.00						7,440.00		
Loss of 08 Cement bags(50kg) in the canteen building of the District Secretariat (2014.01.04)	29,042.00	35,417.00						29,042.00			BD/FMG/15/03/47
Accident on Vehicle No UPPC 3214 belonging to the Uvaparangama DS Office (2015.09.04)	3,849,332.85	6,349,332.85							3,849,332.85		
Accident on Vehicle No UPPD 7129 belonging to the Rideemaliyadda DS Office (2017.07.29)	126,095.23	3,057,331.64	126,095.23								
Accident on Vehicle No WPPC 4311 belonging to the District Secretariat (2017.08.18)	40,043.99	160,289.94						40,043.99			BD/FMG/2/9/4-5
Accident on Vehicle No UPNA 9620 belonging to the District Secretariat (2020.09.10)	36,499.98	175,321.93						36,499.98			BD/FMG/2/9/4-8
Accident on Vehicle No UPNA 9620 belonging to the District Secretariat (2021.07.30)	25,390.00	25,390.00							6,347.50		
Accident on Vehicle No 250-3050 belonging to the District Secretariat (2021.12.10)	1,505,920.00	1,505,920.00	555,080.00						950,840.00		
Accident on Vehicle No UPPD 7126 belonging to the Kandaketiya DS Office (2022.02.14)	51,500.00	51,500.00							51,500.00		
Accident on Vehicle No UPPD 7130 belonging to the Bandarawela DS Office (2022.11.01)	1,412,812.28	1,412,812.28	450,000.00						962,812.28		
Overpaid Pension in Divisional Secretariat - Mr. H.M.Jayawardhana (2022.11.14)	9,213,328.13	14,982,507.44	1,560,137.73					184,835.97	6,463,274.43		
<b>Total</b>											

Note - Excluding losses and waivers to be accounted in Note(i), only any other losses and waivers under F.R. 109 should be included in this format.

  
Chief Accountant  
W.A. Aruna Shanthapriya  
Date : 2023/02/21

**W.A. Aruna Shanthapriya**  
Chief Accountant  
For District Secretary, Badulla



Statement of Commitments and Liabilities as at 31st December

Name of Special Expenditure Unit/Ministry/Department/District Secretariat: District Secretariat, Badulla  
 Expenditure Head No: 276  
 Programme No. & Title: 01 - Operational Activities

Name of the Person/Institution	Commitment No.	Date	Head	Programme	Project	Sub Project	Object Code	Item Code	Finance Code	Commitment (Rs.)	Commitment Balance (Rs.)	Liability Date	Liability Amount (Rs.)	Revised Liability (Rs.)	Paid Liability (Rs.)	Liability Balance (Rs.)
										(1)	(2)=(1)-(3)		(3)	(4)	(5)	(6)=(4)-(5)
1. Ministries/Government Department																
Divisional Secretary Ella	1606	31/12/2022	276	1	2	0	1002	11	11	10,611.75	-	31/12/2022	10,611.75	-	-	10,611.75
Saviya rural development society	COOM221218	31/12/2022	276	1	1	0	2104	11	11	2,194,038.14	-	31/12/2022	2,194,038.14	-	-	2,194,038.14
Divisional Secretary Ella	1605	31/12/2022	276	1	2	0	1101	11	11	134,153.00	-	31/12/2022	134,153.00	-	-	134,153.00
Divisional Secretary soranathola	C22316*2	31/03/2022	276	1	1	8	2509	11	11	102,759.91		31/03/2022	102,759.91			102,759.91
Divisional Secretary soranathola	C22316*3	31/03/2022	276	1	1	8	2509	11	11	5,337.11		31/03/2022	5,337.11			5,337.11
Divisional Secretary soranathola	C223156*4	31/03/2022	276	1	1	8	2509	11	11	95,351.43		31/03/2022	95,351.43			95,351.43
Divisional Secretary Iumgala	03/19	30/03/2022	276	1	1	8	2509	11	11	19,162.39		31/03/2022	19,162.39			19,162.39
Divisional Secretary halieia	20/03	30/03/2022	276	1	1	8	2509	11	11	7,766.99		30/03/2022	7,766.99			7,766.99
wegama rural development society	18/03	30/03/2022	276	1	1	8	2509	11	11	1,544,866.88		25/04/2022	1,544,866.88	17,557.77		1,527,309.11
Divisional Secretary halieia	03/20	30/03/2022	276	1	1	8	2509	11	11	30,897.33		30/03/2022	30,897.33		-	30,897.33
various Benefitheries	03/09	31/03/2022	276	1	1	8	2509	11	11	536,584.47		31/03/2022	536,584.47			536,584.47
various suppliers	2202	16/03/2022	276	1	1	8	2509	11	11	1,839,097.56		16/03/2022	1,839,097.56		1,831,158.66	7,938.90
various benefitheries	03/06	31/03/2023	276	1	1	8	2509	11	11	11,978,823.79		31/03/2022	11,978,823.79		9,867,052.88	2,111,770.91
various benefitheries	03/07	31/03/2022	276	1	1	8	2509	11	11	3,142,047.25		31/03/2022	3,142,047.25		2,145,583.00	996,464.25
Gallalla	Laa203009	31/03/2022	276	1	1	8	2509	11	11	594,288.98		23/03/2022	594,288.98			594,288.98
wewabedda	Laa203010	28/03/2022	276	1	1	8	2509	11	11	198,058.25		30/03/2022	198,058.25			198,058.25

Statement of Commitments and Liabilities as at 31st December

Name of Special Expenditure Unit/Ministry/Department/District Secretariat: District Secretariat, Badulla  
 Expenditure Head No: 276  
 Programme No. & Title: 01 - Operational Activities

Name of the Person/Institution	Commitment No.	Date	Head	Programme	Project	Sub Project	Object Code	Item Code	Finance Code	Commitment (Rs.)	Commitment Balance (Rs.)	Liability Date	Liability Amount (Rs.)	Revised Liability (Rs.)	Paid Liability (Rs.)	Liability Balance (Rs.)
										(1)	(2)=(1)-(3)		(3)	(4)	(5)	(6)=(4)-(5)
peessagama	Lia2203003	23/03/2023	276	1	1	8	2509	11	11	594,288.98		30/03/2022	594,288.98			594,288.98
development project	lia2203013	30/03/2022	276	1	1	8	2509	11	11	6,893,204.08		30/03/2022	6,893,240.08			6,893,204.08
udahiru RDS	lia2203018	30/03/2022	276	1	1	8	2509	11	11	48,543.69		30/03/2022	48,543.69			48,543.69
HOPTON - KURINJI RDS	lia2203014	30/03/2023	276	1	1	8	2509	11	11	873,786.40		30/03/2023	873,786.40			873,786.40
development project 2022	lia2203015	30/03/2022	276	1	1	8	2509	11	11	4,368,932.03		30/03/2022	4,368,932.03			4,368,932.03
kotalbedda	lia2203008	23/03/2022	276	1	1	8	2509	11	11	198,096.33		23/03/2022	198,096.33			198,096.33
vinnukchi / udahiru RDS	lia2203017	30/03/2022	276	1	1	8	2509	11	11	776,699.03		30/03/2022	776,699.03			776,699.03
lumugala town	lia2203004	23/03/2022	276	1	1	8	2509	11	11	396,192.65		23/03/2022	396,192.65			396,192.65
mahaadawa	lia2203012	23/03/2022	276	1	1	8	2509	11	11	247,620.41		23/03/2022	247,620.41			247,620.41
development project 2022	lia2203006	30/03/2022	276	1	1	8	2509	11	11	1,674,757.30		30/03/2022	1,674,757.30			1,674,757.30
nawodya prajamoola danvidanaya	lia2204001	02/04/2022	276	1	1	8	2509	11	11	104,174.76		02/04/2022	104,174.76			104,174.76
development project 2022	lia2203016	30/03/2022	276	1	1	8	2509	11	11	825,242.69		30/03/2022	825,242.69			825,242.69
peessagama	lia2203006	23/03/2022	276	1	1	8	2509	11	11	495,240.81		23/03/2022	4,495,240.81			495,240.81
udapangawa	lia2203007	23/03/2022	276	1	1	8	2509	11	11	495,240.81		23/03/2023	495,240.81			495,240.81
vikasatha preja manadya and others	03/15	30/03/2022	276	1	1	8	2509	11	11	958,119.99		23/04/2022	958,119.99			958,119.99
warrors sports club maliyadda	c2203066	31/03/2022	276	1	1	8	2509	11	11	242,500.00		31/03/2022	242,500.00			242,500.00
WASANAGAMA SANWARDANA SAMITHIYA	c2203067	31/03/2022	276	1	1	8	2509	11	11	970,000.00		31/03/2022	970,000.00			970,000.00
SINHA GVI DANVIDANAYA	c2203068	31/03/2022	276	1	1	8	2509	11	11	1,164,000.00		31/03/2022	1,164,000.00			1,164,000.00

Statement of Commitments and Liabilities as at 31st December

Name of Special Expenditure Unit/Ministry/Department/District Secretariat: District Secretariat, Badulla  
 Expenditure Head No: 276  
 Programme No. & Title: 01 - Operational Activities

Name of the Person/Institution	Commitment No.	Date	Head	Programme	Project	Sub Project	Object Code	Item Code	Finance Code	Commitment (Rs.)	Commitment Balance (Rs.)	Liability Date	Liability Amount (Rs.)	Revised Liability (Rs.)	Paid Liability (Rs.)	Liability Balance (Rs.)
										(1)	(2)-(1)-(3)	(3)	(4)	(5)	(6)-(4)-(5)	
WELWELATHENNA GAMA SANWARDANA SAMITHIYA	e2203070	31/03/2022	276	1	1	8	2509	11	11	1,164,000.00		31/03/2022	1,164,000.00			1,164,000.00
GAMUNU GOVI SANWARDANA BOKANORUWA	e2203121	31/03/2022	276	1	1	8	2509	11	11	582,000.00		31/03/2022	582,000.00			582,000.00
HAPATHGAMUWA GRAMA SANWARDANA SAMITHIYA	e2203072	31/03/2022	276	1	1	8	2509	11	11	1,164,000.00		31/03/2022	1,164,000.00			1,164,000.00
SAMAGI GOVI SANWARDANA YA GALAUDA	e2203124	31/03/2022	276	1	1	8	2509	11	11	485,000.00		31/03/2022	485,000.00			485,000.00
SURANIMALA GVI SANVIDANAYA	e2203125	31/03/2022	276	1	1	8	2509	11	11	1,164,000.00		31/03/2022	1,164,000.00			1,164,000.00
THALAKUMURA GRAMA SANWARDANA SAMITHIYA	e2203126	31/03/2022	276	1	1	8	2509	11	11	485,000.00		31/03/2022	485,000.00			485,000.00
DILENA THARU BEDUM ELA GOVI SANWARDANAYA	C2203120	31/03/2022	276	1	1	8	2509	11	11	1,164,000.00		31/03/2022	1,164,000.00			1,164,000.00
EKASATH GRAMA SANWARDANA SAMITHIYA	C2203128	31/03/2022	276	1	1	8	2509	11	11	970,000.00		31/03/2022	970,000.00			970,000.00
BERAMANDA GRAMA SANWARDANA SAMITHIYA	C2203118	31/03/2022	276	1	1	8	2509	11	11	485,000.00		31/03/2022	485,000.00			485,000.00
GEMUNU GOVI SANVIDANAYA	C2203117	31/03/2022	276	1	1	8	2509	11	11	970,000.00		31/03/2022	970,000.00			970,000.00
GALAUDAHGAMA SANWARDANA SAMITHIYA	C2203072	31/03/2022	276	1	1	8	2509	11	11	970,000.00		31/03/2022	970,000.00			970,000.00
LIYANAGE TRADERS	C2203073	31/03/2022	276	1	1	8	2509	11	11	342,000.00		31/03/2022	342,000.00			342,000.00
PRADESIYA GRAMA SANWARDANA BALA MANDLAYA	C2203123	31/03/2022	276	1	1	8	2509	11	11	485,000.00		31/03/2022	485,000.00			485,000.00
JAYASHAKTHI GOVI SANVIDANAYA	C2203115	31/03/2022	276	1	1	8	2509	11	11	485,000.00		31/03/2022	485,000.00			485,000.00
DIRECTOR DEPARTMENT OF IRRIGATION BADULLA	C623	31/03/2022	276	1	1	0	2003	11	11	475,266.00		31/03/2022	475,266.00			475,266.00
DIRECTOR DEPARTMENT OF IRRIGATION BADULLA	C625	31/03/2022	276	1	1	0	2003	11	11	175,560.00		31/03/2022	175,560.00			175,560.00
PUSSELLAKANDA RURAL DEVELOPMENT SOCIETY	C22321	28/03/2022	276	1	1	8	2509	11	11	485,314.58		29/03/2022	485,314.58			485,314.58
MADUGAHAPPIYA RURAL DEVELOPMENT SOCIETY	C22319	28/03/2022	276	1	1	8	2509	11	11	485,181.84		29/03/2022	485,181.84			485,181.84

Statement of Commitments and Liabilities as at 31st December

Name of Special Expenditure Unit/Ministry/Department/District Secretariat: District Secretariat, Badulla  
 Expenditure Head No: 276  
 Programme No. & Title: 01 - Operational Activities

Name of the Person/Institution	Commitment No.	Date	Head	Programme	Project	Sub Project	Object Code	Item Code	Finance Code	Commitment (Rs.)	Commitment Balance (Rs.)	Liability Date	Liability Amount (Rs.)	Revised Liability (Rs.)	Paid Liability (Rs.)	Liability Balance (Rs.)
										(1)	(2)=(1)-(3)		(3)	(4)	(5)	(6)=(4)-(5)
RIDEEPANA GOVILANA SANWARDANA CEN	C22385	30/03/2022	276	1	1	8	2509		11	19,400.00		31/03/2022	19,400.00			19,400.00
WATHTHEKELE RURAL DEVELOPMENT SOCIETY	C22323	30/03/2022	276	1	1	8	2509		11	383,337.94		31/03/2022	383,337.94			383,337.94
KETAKEELLAGAMA RURAL DEV. SOCIETY	C22324	30/03/2022	276	1	1	8	2509		11	538,044.63		29/03/2022	538,044.63			538,044.63
KEPALLEWELA WEERAGAMA RURAL DEV. SOCIETY	C22327	28/03/2022	276	1	1	8	2509		11	388,337.94		31/03/2022	388,337.94			388,337.94
SORANATHOTAKITHULWATTA RUAL DEVELOPMENT	C2234	28/03/2022	276	1	1	8	2509		11	1,010,010.96		29/03/2022	1,010,010.96			1,010,010.96
LALAANS SPORTS GOODS MANUFACTURES	C2235	28/03/2022	276	1	1	8	2509		11	48,543.69		29/03/2022	48,543.69			48,543.69
VIHARASTHA DAYAKA SABAWA SRI BOODHRAJARAMAYA	C22331	29/03/2022	276	1	1	8	2509		11	97,074.43		30/03/2022	97,074.43			97,074.43
CULTIVATE PROJECT FARMERS SOCIETY	C2232	28/03/2022	276	1	1	8	2509		11	582,456.06		29/03/2022	582,456.06			582,456.06
VIHARASTHA DAYAKA SABAWA WELHINDA VIHARAYA	C22352	30/03/2022	276	1	1	8	2509		11	97,061.60		31/03/2023	97,061.60			97,061.60
KOTKARAWAGAMA RURAL DEVELOPMENT SOCIETY	C22329	29/03/2022	276	1	1	8	2509		11	194,135.00		30/03/2022	194,135.00			194,135.00
SUASAJAITHA KANTHA RURAL DEVELOPMENT SOCIETY	C22396	28/03/2022	276	1	1	8	2509		11	177,246.00		30/03/2022	177,246.00			177,246.00
UDALELLA YATHIELLA GOVI SANVIDANAYA	C22396	28/03/2022	276	1	1	8	2509		11	484,890.50		30/03/2022	484,890.50			484,890.50
GANNILAGAMA RURAL DEVELOPMENT SOCIETY	C2231	28/03/2022	276	1	1	8	2509		11	387,914.09			379,914.09			379,914.09
SORANATHOTAKITHULWATTA RUAL DEVELOPMENT	C22314	28/03/2022	276	1	1	8	2509		11	484,487.18		29/03/2023	484,487.18			484,487.18
KANDEGEDARA RURAL DEVELOPMENT SOCIETY	C22316	28/03/2022	276	1	1	8	2509		11	1,164,949.89		29/03/2022	1,164,949.89			1,164,949.89
PRAGAITH RURAL DEVELOPMENT SOCIETY	C22315	28/03/2022	276	1	1	8	2509		11	1,165,017.03		29/03/2022	1,165,017.03			1,165,017.03
BIBLEGAMUWA FARMERS ORGANIZATION	C- 20MIL. 01	29/03/2022	276	1	1	8	2509		11	485,436.89		29/03/2022	485,436.89			485,436.89
PURANWELAYAYE FARMERS ORGANIZATION	C- GAMA 02	27/03/2022	276	1	1	8	2509		11	1,165,048.55		27/03/2022	1,165,048.55			1,165,048.55

Statement of Commitments and Liabilities as at 31st December

Name of Special Expenditure Unit/Ministry/Department/District Secretariat: District Secretariat, Badulla  
 Expenditure Head No: 276  
 Programme No. & Title: 01 - Operational Activities

Name of the Person/Institution	Commitment No.	Date	Head	Programme	Project	Sub Project	Object Code	Item Code	Finance Code	Commitment (Rs.)	Commitment Balance (Rs.)	Liability Date	Liability Amount (Rs.)	Revised Liability (Rs.)	Paid Liability (Rs.)	Liability Balance (Rs.)
										(1)	(2)=(1)-(3)		(3)	(4)	(5)	(6)=(4)-(5)
THARUNA GOVTPALA FARMERS ORAGANIZATION	C- GAMA 03	27/03/2022	276	1	1	8	2509		11	485,436.90		27/03/2022	485,436.90			485,436.90
WEWADIGA DOWA FARMERS ORGANIZATION	C- GAMA 04	27/03/2022	276	1	1	8	2509		11	970,873.79		27/03/2022	970,873.79			970,873.79
ERABADDA PELLIVNNA EKSATH FARMERS ORGERNIZATION	C- GAMA 05	27/03/2022	276	1	1	8	2509		11	485,436.90		27/03/2022	485,436.90			485,436.90
SAMAGI HINNARANGOLLA FARMERS ORGERNIZATION	C- GAMA 06	27/03/2022	276	1	1	8	2509		11	970,873.79		27/03/2022	970,873.79			970,873.79
PUHULPOLA LUNUWAITHA FARMERS ORGANIZATION	C- GAMA 07	27/03/2022	276	1	1	8	2509		11	485,436.90		27/03/2022	485,436.90			485,436.90
SAMURDHI PRAMAJULA SANVIDANAYA MRAHAWAITHA	C- GAMA 08	27/03/2023	276	1	1	8	2509		11	485,436.90		27/03/2022	485,436.90			485,436.90
ERABADDA PELLIVNNA EKSATH FARMERS ORGERNIZATION	C- GAMA 09	27/03/2022	276	1	1	8	2509		11	776,699.03		27/03/2022	776,699.03			776,699.03
HEWANAKUMBURA EKAMUTHU FARMERS ORGANIZATION	C- GAMA 10	27/03/2022	276	1	1	8	2509		11	485,436.90		27/03/2022	485,436.90			485,436.90
JANSETHA EKSATH RURAL DEVELOPMENT SOCIETY	C- GAMA 11	27/03/2022	276	1	1	8	2509		11	1,165,048.54		27/03/2022	1,165,048.54			1,165,048.54
AMBAGASDOWA FARMERS	C- GAMA 12	27/03/2022	276	1	1	8	2509		11	970,873.79		27/03/2022	970,873.79			970,873.79
MAHATHENNA RURAL DEVELOPMENT SOCIETY	C- GAMA 13	27/03/2022	276	1	1	8	2509		11	970,873.79		27/03/2022	970,873.79			970,873.79
MAVITHIKUMBURA LUNUPOTHAWELA ORAGERNIZATION	C- GAMA 14	27/03/2022	276	1	1	8	2509		11	582,524.27		27/03/2022	582,524.27			582,524.27
DIURUMWELA FARMERS ORGANIZATION	C- GAMA 15	27/03/2022	276	1	1	8	2509		11	873,786.41		27/03/2022	873,786.41			873,786.41
BOGAHAMUMBURA RURAL DEVELOPMENT SOCIETY	C- GAMA 16	27/03/2022	276	1	1	8	2509		11	679,611.66		27/03/2022	679,611.66			679,611.66
THEENNAKONWELA SAMURDHISAMITHIYA	C- GAMA 17	27/03/2022	276	1	1	8	2509		11	485,436.90		27/03/2022	485,436.90			485,436.90
BALUMGALA RURAL DEVELOPMENT SOCIETY	C- GAMA 18	27/03/2022	276	1	1	8	2509		11	679,611.65		27/03/2022	679,611.65			679,611.65
HULANKAPOLLA RURAL DEVELOPMENT SOCIETY	C- GAMA 19	27/03/2022	276	1	1	8	2509		11	582,524.27		27/03/2022	582,524.27			582,524.27
AMBWELA RURAL DEVELOPMENT SOCIETY	C- GAMA 20	27/03/2022	276	1	1	8	2509		11	485,436.89		27/03/2022	485,436.89			485,436.89

Statement of Commitments and Liabilities as at 31st December

Name of Special Expenditure Unit/Ministry/Department/District Secretariat: District Secretariat, Badulla  
 Expenditure Head No. 276  
 Programme No. & Title: 01 - Operational Activities

Name of the Person/Institution	Commitment No.	Date	Head	Programme	Project	Sub Project	Object Code	Item Code	Finance Code	Commitment (Rs.) (1)	Commitment Balance (Rs.) (2)=(1)-(3)	Liability Date	Liability Amount (Rs.) (3)	Revised Liability (Rs.) (4)	Paid Liability (Rs.) (5)	Liability Balance (Rs.) (6)=(4)-(5)
WELKADAGAMA FARMERS ORGANIZATION	C - GAMA 22	27/03/2022	276	1	1	8	2509	11	11	970,873.79		27/03/2022	970,873.79			970,873.79
DMUTHU FARMERS ORGANIZATION	C - GAMA 23	29/03/2022	276	1	1	8	2509	11	11	582,524.27		27/03/2022	582,524.27			582,524.27
RURAL DEVELOPMENT SOCIETY - HAKGALA WATHITHA	C - GAMA 24	29/03/2022	276	1	1	8	2509	11	11	582,524.27		27/03/2022	582,524.27			582,524.27
RATHKARUWA FARMERS ORGANIZATION	C - GAMA 25	29/03/2022	276	1	1	8	2509	11	11	485,436.90		27/03/2022	485,436.90			485,436.90
GIRAMBA RURAL DEVELOPMENT SOCIETY	C - GAMA 26	29/03/2022	276	1	1	8	2509	11	11	1,165,048.54		27/03/2022	1,165,048.54			1,165,048.54
DIKKAPITIYA EKSATH GAMUNU RURAL DEVELOPMENT SOCIETY	C - GAMA 27	29/03/2022	276	1	1	8	2509	11	11	485,436.90		27/03/2022	485,436.90			485,436.90
THAWANA FARMERS	C - GAMA 28	29/03/2022	276	1	1	8	2509	11	11	268,810.36		27/03/2022	268,810.36			268,810.36
GALWATHITHA RURAL DEVELOPMENT SOCIETY	C - GAMA 29	30/03/2022	276	1	1	8	2509	11	11	1,165,048.54		30/03/2022	1,165,048.54			1,165,048.54
SAMURDHI PRAJAMULA SANVIDANAYA MRAHAWATHITHA	C - GAMA 30	30/03/2022	276	1	1	8	2509	11	11	485,436.90		30/03/2022	485,436.90			485,436.90
AMBAGAHAKUMBURA RURAL DEVELOPMENT SOCIETY	C - GAMA 31	30/03/2022	276	1	1	8	2509	11	11	970,873.79		30/03/2022	970,873.79			970,873.79
MALPOTHA RURAL DEVELOPMENT SOCIETY	C - GAMA 32	30/03/2022	276	1	1	8	2509	11	11	485,092.17		30/03/2022	485,092.17			485,436.89
HAKGALA RURAL DEVELOPMENT SOCIETY	C - GAMA 33	30/03/2022	276	1	1	8	2509	11	11	485,436.89		30/03/2022	485,436.89			485,436.89
DIKKAPITIYA RURAL DEVELOPMENT SOCIETY	C - GAMA 34	30/03/2022	276	1	1	8	2509	11	11	485,436.90		30/03/2022	485,436.90			485,436.89
HIMBILYAGOLLA EKASATH FARMERS ORGANIZATION	C - GAMA 35	30/03/2022	276	1	1	8	2509	11	11	485,436.89		30/03/2022	485,436.90			485,436.89
DIVISIONAL SECRETARY WELIMADA	C - GAMA AD 01	27/03/2022	276	1	1	8	2509	11	11	459,993.49		27/03/2022	459,993.49			459,993.49
DIVISIONAL SECRETARY WELIMADA	C - GAMA AD 02	29/03/2022	276	1	1	8	2509	11	11	107,093.43		29/03/2022	107,093.43			107,093.43
BAUNGALA RURAL DEVELOPMENT SOCIETY	C - 4 MIL 07	27/03/2022	276	1	1	8	2509	11	11	485,436.90		27/03/2022	485,436.90			485,436.90
DAMBAVINNA PARAKAMA RURAL DEVELOPMENT SOCIETY	C - 4 MIL 01	27/03/2022	276	1	1	8	2509	11	11	582,524.27		27/03/2022	582,524.27			582,524.27

Statement of Commitments and Liabilities as at 31st December

Name of Special Expenditure Unit/Ministry/Department/District Secretariat: District Secretariat, Badulla  
 Expenditure Head No: 276  
 Programme No. & Title: 01 - Operational Activities

Name of the Person/Institution	Commitment No.	Date	Head	Programme	Project	Sub Project	Object Code	Item Code	Finance Code	Commitment (Rs.)	Commitment Balance (Rs.)	Liability Date	Liability Amount (Rs.)	Revised Liability (Rs.)	Paid Liability (Rs.)	Liability Balance (Rs.)
										(1)	(2)=(1)-(3)		(3)	(4)	(5)	(6)=(4)-(5)
GRAMASANWARDANA PRADESHIYA BALA MANDALAYA	C-4 MIL 02	27/03/2022	276	1	1	8	2509	11	11	485,436.90		27/03/2022	485,436.90			485,436.90
RAHANGALA RURAL DEVELOPMENT SOCIETY	C-4 MIL 03	27/03/2022	276	1	1	8	2509	11	11	485,436.89		27/03/2022	485,436.89			485,436.90
PARAKUM FARMERS ORGERNIZATION	C-4 MIL 04	27/03/2022	276	1	1	8	2509	11	11	679,611.66		27/03/2022	679,611.66			679,611.66
AMARAKOONGAMA RURAL DEVELOPMENT SOCIETY	C-4 MIL 05	27/03/2022	276	1	1	8	2509	11	11	970,873.79		27/03/2022	970,873.79			970,873.79
BIBILIGAMUWA FARMERS ORGANIZATION	C-4 MIL 06	29/03/2022	276	1	1	8	2509	11	11	485,436.89		29/03/2022	485,436.89			485,436.89
PUHULPOLA LUNUWATTHA FARMERS ORGANIZATION	C-4 MIL II	29/03/2022	276	1	1	8	2509	11	11	970,873.79		29/03/2022	970,873.79			970,873.79
BALUMGALA RURAL DEVELOPMENT SOCIETY	C-4 MIL 12	30/03/2022	276	1	1	8	2509	11	11	485,436.89		30/03/2022	485,436.89			485,436.89
KOSKANUWELA FARMERS ORGERNIZATION	C-4 MIL 13	30/03/2022	276	1	1	8	2509	11	11	485,436.90		30/03/2022	485,436.90			485,436.90
DIVISIONAL SECRETARY WELIMADA	C-4 MIL AD 01	27/03/2022	276	1	1	8	2509	11	11	110,679.58		27/03/2022	110,679.58			110,679.58
DIVISIONAL SECRETARY WELIMADA	C-4 MIL AD 02	29/03/2022	276	1	1	8	2509	11	11	485,436.90		27/03/2022	485,436.90			485,436.90
KOHLIAGOLLA FARMERS ORGANIZATION	C-MIL 05	27/03/2022	276	1	1	8	2509	11	11	485,436.89		27/03/2022	485,436.00			485,436.00
HIMBILYAGOLLA EKASATH FARMERS ORGANIZATION	C-MIL 09	29/03/2022	276	1	1	8	2509	11	11	485,436.89		27/03/2022	485,436.89			485,436.89
ARUNA FARMERS ORGANIZATION KANDEPUHULPOLA	C-04 MIL 14	31/03/2022	276	1	1	8	2509	11	11	582,524.27		31/03/2022	582,524.27			582,524.27
AUUTHELA SANRAKSHANA FARMERS ORGERNIZATION	C-04 MIL 08	29/03/2022	276	1	1	8	2509	11	11	485,436.89		29/03/2022	485,436.89			485,436.89
PALLEPALA FARMERS ORGERNIZATION	C-04 MIL 10	29/03/2022	276	1	1	8	2509	11	11	485,436.90		29/03/2022	485,436.90			485,436.90
DIVISIONAL SECRETARY WELIMADA	C-DCB AD 01	27/03/2022	276	1	1	8	2509	11	11	18,743.70		27/03/2022	18,743.70			18,743.70
HAGGLAWATHA RURAL DEVELOPMENT SOCIETY	C-100 MIL 01	27/03/2022	276	1	1	8	2509	11	11	485,436.90		27/03/2022	485,436.90			485,436.90
HIMBILYAGOLLA EKASATH FARMERS ORGANIZATION	C-100 MIL 02	27/03/2022	276	1	1	8	2509	11	11	462,496.05		27/03/2022	462,496.05			462,496.05

Statement of Commitments and Liabilities as at 31st December

Name of Special Expenditure Unit/Ministry/Department/District Secretariat: District Secretariat, Badulla  
 Expenditure Head No: 276  
 Programme No. & Title: 01 - Operational Activities

Name of the Person/Institution	Commitment No.	Date	Head	Programme	Project	Sub Project	Object Code	Item Code	Finance Code	Commitment (Rs.)	Commitment Balance (Rs.)	Liability Date	Liability Amount (Rs.)	Revised Liability (Rs.)	Paid Liability (Rs.)	Liability Balance (Rs.)
										(1)	(2)=(1)-(3)		(3)	(4)	(5)	(6)=(4)-(5)
YALPATHWELLA RURAL DEVELOPMENT SOCIETY	C- 100 MIL 03	27/03/2022	276	1	1	8	2509	11	11	291,262.14		27/03/2022	291,262.14			291,262.14
ELAMALARAWA RURAL DEVELOPMENT SOCIETY	C- 100 MIL 04	27/03/2022	276	1	1	8	2509	11	11	970,873.79		27/03/2022	970,873.79			970,873.79
BALUMGALA RURAL DEVELOPMENT SOCIETY	C- 100 MIL 05	27/03/2022	276	1	1	8	2509	11	11	1,941,747.57		27/03/2022	1,941,747.57			1,941,747.57
SCHOOL DEVELOPMENT SOCIETY - B/ SAMMANI PRIMARY SCHOOL BORALANDA	C- 100 MIL 06	29/03/2022	276	1	1	8	2509	11	11	9,708,730.79		29/03/2022	970,873.79			970,873.79
KHILAMASSADOWA RURAL DEVELOPMENT SOCIETY	C- 100 MIL 07	29/03/2022	276	1	1	8	2509	11	11	970,873.79		29/03/2022	970,873.79			970,873.79
DIVISIONAL SECRETARY WELIMADA	C- 100 MIL AD2	29/03/2022	276	1	1	8	2509	11	11	58,252.42		29/03/2022	58,252.42			58,252.42
DIVISIONAL SECRETARY WELIMADA	C- 100 MIL AD1	27/03/2022	276	1	1	8	2509	11	11	124,554.48		27/03/2022	124,554.48			124,554.48
DILENAMITHU RURAL DEVELOPMENT SOCIETY	C- 20 MIL 03	27/03/2022	276	1	1	8	2509	11	11	291,262.14		27/03/2022	291,262.14			291,262.14
BIBILIGAMUWA FARMERS ORGANIZATION	C- 20 MIL 04	27/03/2022	276	1	1	8	2509	11	11	679,611.65		27/03/2022	679,611.65			679,611.65
UDUPELLAGAMA SAMAGI RURAL DEVELOPMENT SOCIETY	C- 20 MIL 05	27/03/2022	276	1	1	8	2509	11	11	1,165,048.55		27/03/2022	1,165,048.55			1,165,048.55
UDUPELLAGAMA SAMAGI RURAL DEVELOPMENT SOCIETY	C- 20 MIL 06	29/03/2022	276	1	1	8	2509	11	11	1,165,048.55		29/03/2022	1,165,048.55			1,165,048.55
BOGAHAKUMBURA FARMERS ORGERNZATION	C- 20 MIL 07	29/03/2022	276	1	1	8	2509	11	11	970,873.79		29/03/2022	970,873.79			970,873.79
SIRIPURA FARMERS ORGERNZATION	C- 20 MIL 08	30/03/2022	276	1	1	8	2509	11	11	485,436.00		30/03/2022	485,436.00			485,436.00
DILENAMITHU RURAL DEVELOPMENT SOCIETY	C- 20 MIL 09	30/03/2022	276	1	1	8	2509	11	11	485,436.00		30/03/2022	485,436.00			485,436.00
ELAMAL ARAWA RURAL DEVELOPMENT SOCIETY	C- 20 MIL 10	30/03/2022	276	1	1	8	2509	11	11	485,436.00		30/03/2022	485,436.00			485,436.00
PURANAWELLA FARMERS ORGERNZATION	C- 20 MIL 11	30/03/2022	276	1	1	8	2509	11	11	485,465.00		30/03/2022	485,436.00			485,436.00
DIVISIONAL SECRETARY WELIMADA	C- 20 MIL AD 01	27/03/2022	276	1	1	8	2509	11	11	93,202.86		30/03/2022	485,436.00			485,436.00
DIVISIONAL SECRETARY WELIMADA	C- 20 MIL AD 02	29/03/2022	276	1	1	8	2509	11	11	64,077.66		29/03/2022	93,202.86			93,202.86
																64,077.66

Statement of Commitments and Liabilities as at 31st December

Name of Special Expenditure Unit/Ministry/Department/District Secretariat: District Secretariat, Badulla  
 Expenditure Head No: 276  
 Programme No. & Title: 01 - Operational Activities

Name of the Person/Institution	Commitment No.	Date	Head	Programme	Project	Sub Project	Object Code	Item Code	Finance Code	Commitment (Rs.)	Commitment Balance (Rs.)	Liability Date	Liability Amount (Rs.)	Revised Liability (Rs.)	Paid Liability (Rs.)	Liability Balance (Rs.)
										(1)	(2)=(1)-(3)		(3)	(4)	(5)	(6)=(4)-(5)
DIVISIONAL SECRETARY WELIMADA	C-20 MIL AD 03	30/03/2022	276	1	1	8	2509	11		38,834.96		30/03/2022	38,834.96			38,834.96
CHAIRMAN- MORAHELA GRAMASANWARDHANA SAMITHYA- MORAHENA	26663	30/03/2022	276	1	1	8	2509	11		1,161,855.05		30/03/2022	1,161,855.05		1,161,854.95	0.10
CHAIRMAN- YAPAMMA AGAWATHA ANKA 02 GOVI SANVIDANAYA BALAGOLLA	2551	05/04/2022	276	1	1	8	2509	11		677,891.00		30/03/2022	677,891.00		677,882.00	9.00
DCB	50010	05/04/2022	276	1	1	8	2509	11		367,574.78		05/04/2022	367,574.78			367,574.78
RATHKARAUWA GRAMA SANWARDANA SAMITHYA	03127	30/03/2022	276	1	1	8	2509	11		679,838.85		30/03/2022	679,838.85			679,838.85
JAYAMIPURA GARAMA SANWARDANA SAMITHYA	OBL 117	31/03/2022	276	1	1	8	2509	11		482,937.46		31/03/2022	482,937.46			482,937.46
BINGETHENNA GRAMA SANWARDANA SAMITHYA	OBL 130	31/03/2022	276	1	1	8	2509	11		482,937.52		31/03/2022	482,937.52			482,937.46
PRAJAMULA SANWIDANAYA	OBL 131	31/03/2022	276	1	1	8	2509	11		579,522.81		31/03/2022	579,522.81			579,522.81
PITRATHMALE PAHALA GOVI SANVIDANAYA	OBL 132	30/03/2022	276	1	1	8	2509	11		284,761.86		31/03/2022	284,761.86			284,761.86
GRAMA SANWARDHANA SAMITHYA	OBL 133	31/03/2022	276	1	1	8	2509	11		580,340.38		31/03/2022	580,340.38			580,340.38
EKASATH GRAMA SANWARDANA SAMITHYA	OBL 110	30/03/2022	276	1	1	8	2509	11		190,458.80		31/03/2022	190,458.80			190,458.80
WALGOLLA GRAMA SANWARDANA SAMITHYA	OBL 111	30/03/2022	276	1	1	8	2509	11		291,560.31		31/03/2022	291,177.78			29,560.31
PASAL SANWARDANASAMITHYA	OBL 143	30/03/2022	276	1	1	8	2509	11		291,177.78		31/03/2022	291,177.78			291,177.78
BORAGASKETTYA GRAMA SANWARDANA SAMITHYA	OBL 096	31/03/2022	276	1	1	8	2509	11		194,199.57		31/03/2022	194,199.57			194,199.57
ERANAWELA EKSATH GRAMA SANWARDANA SAMITHYA	OBL 100	31/03/2022	276	1	1	8	2509	11		350,000.00		31/03/2022	350,000.00			350,000.00
KAHAGALAWATTI GRAMA SANWARDANA SAMITHYA	OBL 097	31/03/2023	276	1	1	8	2509	11		291,494.00		31/03/2022	291,494.00			291,494.00
EKAMUTHUGAMA GRAMA SANWARDANA SAMITHYA	OBL 113	31/03/2022	276	1	1	8	2509	11		382,779.80		31/03/2022	382,779.80			382,779.80
RAKAWANA GRAMA SANWARDANA SAMITHYA	OBL 135	31/03/2022	276	1	1	8	2509	11		483,211.57		31/03/2022	483,211.57			483,211.57

Statement of Commitments and Liabilities as at 31st December

Name of Special Expenditure Unit/Ministry/Department/District Secretariat: District Secretariat, Badulla  
 Expenditure Head No: 276  
 Programme No. & Title: 01 - Operational Activities

Name of the Person/Institution	Commitment No.	Date	Head	Programme	Project	Sub Project	Object Code	Item Code	Finance Code	Commitment (Rs.) (1)	Commitment Balance (Rs.) (2)=(1)-(3)	Liability Date	Liability Amount (Rs.) (3)	Revised Liability (Rs.) (4)	Paid Liability (Rs.) (5)	Liability Balance (Rs.) (6)=(4)-(5)
RANALLAWA GRAMA SANWARDANA SAMITHIYA	OBL 001	31/03/2022	276	1	1	8	2509	11		484,339.93		31/03/2022	484,339.93			484,339.93
BOMBUHINNA GRAMA SANWARDANA SAMITHIYA	BL 102	31/03/2022	276	1	1	8	2509	11		1,942,615.60		31/03/2022	1,942,615.60			1,942,615.60
MAGRIPURA PRAJAMULA SAMITHIYA	OBL 142	31/03/2022	276	1	1	8	2509	11		485,509.30		31/03/2022	485,509.30			485,509.30
BOMBUHINNA GRAMA SANWARDANA SAMITHIYA	OBL 114	31/03/2022	276	1	1	8	2509	11		435,778.40		31/03/2022	435,778.40			435,778.40
DIVISIONAL SECRETARY HAPUTHALE	0393*7	31/03/2022	276	1	2	0	1101	11		2,910.00		31/03/2022	2,910.00			2,910.00
2. State Corporations/Statutory Boards										129,265,381.06			124,564,044.70		15,701,089.26	104,560,322.45
Multi purpose co-operative Society Limited Passara	12010	12/12/2022	276	1	2	0	1202	11		25,800.00		12/12/2022	25,800.00			25,800.00
NATIONAL WATER SUPPLIER AND DRAINAGE BOARD	OBL 147	31/03/2022	276	1	1	8	2509	11		455,508.10		31/03/2022	455,508.01			455,508.01
CEB	1252	25/02/2022	276	1	3	0	1403	11		23,625.00	23,625.00	05/04/2022				
3. Others (Private Parties)										504,333.10	23,625.00		481,308.01			481,308.01
ELLA GRAMA SANWARDANA BALAMANDALAYA	1603	31/12/2022	276	1	1	0	2001	11		178,489.42		31/12/2022	178,489.42			178,489.42
R.W.L RAJAPAKSHA	COM221219	31/03/2022	276	1	1	0	1409	11		31,980.00		31/03/2022	31,980.00			31,980.00
finite Lanka (pvt) ltd	COM221207	31/12/2022	276	1	1	0	2104	11		3,377,603.02		31/12/2022	3,377,603.02	2,500,000.00		877,603.02
CESL	COM221207	31/12/2022	276	1	1	0	2104	11		5,020,335.80		31/12/2022	5,020,335.80			5,020,335.80
VISVAMS	C223154	31/3/2022	276	1	1	8	2509	11		10,500.00		31/03/2022	10,500.00			10,500.00
GAJAMUTHU TRADE CENTER	C2203119	31/03/2022	276	1	1	0	2509	11		4,699,800.00		31/03/2022	4,699,800.00			4,699,800.00

Statement of Commitments and Liabilities as at 31st December

Name of Special Expenditure Unit/Ministry/Department/District Secretariat: District Secretariat, Badulla  
 Expenditure Head No. 276  
 Programme No. & Title: 01 - Operational Activities

Name of the Person/Institution	Commitment No.	Date	Head	Programme	Project	Sub Project	Object Code	Item Code	Finance Code	Commitment (Rs.)	Commitment Balance (Rs.)	Liability Date	Liability Amount (Rs.)	Revised Liability (Rs.)	Paid Liability (Rs.)	Liability Balance (Rs.)
										(1)	(2)-(1)-(3)		(3)	(4)	(5)	(6)-(4)-(5)
DINUSHA TRADE CENTER	C22031125	31/03/2022	276	1	1	0	2509	11	11	282,300.00		31/03/2022	282,300.00			282,300.00
LIYANAGE TRADE	C2203113	31/03/2022	276	1	1	0	2509	11	11	15,600.00		31/03/2022	15,600.00			15,600.00
BAGASWALA AND SONS	C2203114	31/03/2022	276	1	1	0	2509	11	11	105,800.00		31/03/2022	105,800.00			105,800.00
JAYANANDA TRADE CENTER	C240	30/03/2022	276	1	3	0	1409	11	11	36,900.00		30/03/2022	36,900.00			36,900.00
SAMADIE TECHNOLOGY - BIBLE	C350	31/03/2022	276	1	3	0	1201	11	11	43,200.00		31/03/2022	43,200.00			43,200.00
MSN IT SOLUTIONS BADULLA	C351	31/03/2022	276	1	3	0	1201	11	11	63,200.00		31/03/2022	63,200.00			63,200.00
H.M.C.M.HERATH	C368	31/03/2022	276	1	1	8	2509	11	11	2,300.00		31/03/2022	2,300.00			2,300.00
TEEKSHANA BOOK SHOP	C629	31/03/2022	276	1	3	0	1409	11	11	12,855.00		31/03/2022	12,855.00			12,855.00
TEEKSHANA BOOK SHOP	C634	31/03/2022	276	1	3	0	1409	11	11	38,062.00		31/03/2022	38,062.00			38,062.00
VIRAJ BOOK SHOP AND COMMUNICATION	C639	31/03/2022	276	1	3	0	1409	11	11	9,560.00		31/03/2022	9,560.00			9,560.00
OFFICE ONE BADULLA	C660	31/03/2022	276	1	3	0	1409	11	11	19,180.00		31/03/2022	19,180.00			19,180.00
O.M.N.RAVINDU	C663	31/03/2022	276	1	3	0	1201	11	11	3,525.00		31/03/2022	3,525.00			3,525.00
M.JAYARATHNA	C680	31/03/2022	276	1	1	8	2509	11	11	4,863.50		31/03/2022	4,863.50			4,863.50
S.M.A.CUSHION WORKS	C683	31/03/2022	276	1	3	0	1409	11	11	37,000.00		31/03/2022	37,000.00			37,000.00
K.H.M.KARANATHILAKA	C684	31/03/2022	276	1	3	0	1003	11	11	30,000.00		31/03/2022	30,000.00			30,000.00
M.JAYARATHNA	C685	31/03/2022	276	1	1	8	2509	11	11	15,908.75		31/03/2022	15,908.75			15,908.75
D.D.ST.GUNARATHNA	C686	31/03/2022	276	1	3	0	1003	11	11	10,000.00		31/03/2022	10,000.00			10,000.00
D.D.ST.GUNARATHNA	C687	31/03/2022	276	1	3	0	1202	11	11	6,221.82		31/03/2022	6,221.82			6,221.82

Statement of Commitments and Liabilities as at 31st December

Name of Special Expenditure Unit/Ministry/Department/District Secretariat: District Secretariat, Badulla  
 Expenditure Head No: 276  
 Programme No. & Title: 01 - Operational Activities

Name of the Person/Institution	Commitment No.	Date	Head	Programme	Project	Sub Project	Object Code	Item Code	Finance Code	Commitment (Rs.)	Commitment Balance (Rs.)	Liability Date	Liability Amount (Rs.)	Revised Liability (Rs.)	Paid Liability (Rs.)	Liability Balance (Rs.)
										(1)	(2)=(1)-(3)		(3)	(4)	(5)	(6)=(4)-(5)
Y.M.S YAPA	C 693	31/03/2022	276	1	3	0	1409	11	11	2,020.00		31/03/2022	2,020.00			2,020.00
MALSIRI HARSHARE	C694	31/03/2022	276	1	3	0	1303	11	11	9,535.00		31/03/2022	9,535.00			9,535.00
O.M.N RAVINDU	C935	31/03/2022	276	1	3	0	1201	11	11	18,810.00		31/03/2022	18,810.00			18,810.00
DINUSHA TRADE AGENCY	C22380	30/03/2022	276	1	1	8	2509	11	11	138,450.00		31/03/2022	138,450.00			138,450.00
DINUSHA TRADE AGENCY	C22372	30/03/2022	276	1	1	8	2509	11	11	25,500.00		31/03/2022	25,500.00			25,500.00
GENERAL HARDWARE STORES	C22373	30/03/2022	276	1	1	8	2509	11	11	39,000.00		31/03/2022	39,000.00			39,000.00
TOOLMART	C22366	30/03/2022	276	1	1	8	2509	11	11	9,700.00		31/03/2022	9,700.00			9,700.00
GENERAL HARDWARE STORES	C22378	30/03/2022	276	1	1	8	2509	11	11	1,950.00		31/03/2022	1,950.00			1,950.00
GENERAL HARDWARE STORES	C22379	30/03/2022	276	1	1	8	2509	11	11	40,950.00		31/03/2022	40,950.00			40,950.00
RAFEIQUES ELECONIC	C22360	30/03/2022	276	1	1	8	2509	11	11	38,800.00		31/03/2022	38,800.00			38,800.00
SINGER PLUS SRL-ANKA PLC	C22354	30/03/2022	276	1	1	8	2509	11	11	48,500.00		31/03/2022	48,500.00			48,500.00
GENERAL HARDWARE STORES	C22356	30/03/2022	276	1	1	8	2509	11	11	122,850.00		31/03/2022	122,850.00			122,850.00
TOOLMART	C22359	30/03/2022	276	1	1	8	2509	11	11	58,200.00		31/03/2022	58,200.00			58,200.00
RDS PREMADASA AND OTHERS	C22392	30/03/2022	276	1	1	8	2509	11	11	40,220.00		31/03/2022	40,220.00			40,220.00
TOOLMART	C22398	28/03/2022	276	1	1	8	2509	11	11	38,800.00		29/03/2022	38,800.00			38,800.00
DINUSHA TRADE CENTER	C22386	30/03/2022	276	1	1	8	2509	11	11	38,800.00		31/03/2022	38,800.00			38,800.00
GAJAMUTHU TRADE CENTER	C22382	30/03/2022	276	1	1	8	2509	11	11	6,300.00		31/03/2022	6,300.00			6,300.00
TOOLMART	C22351	30/03/2022	276	1	1	8	2509	11	11	194,000.00		31/03/2022	194,000.00			194,000.00

Statement of Commitments and Liabilities as at 31st December

Name of Special Expenditure Unit/Ministry/Department/District Secretariat: District Secretariat, Badulla  
 Expenditure Head No: 276  
 Programme No. & Title: 01 - Operational Activities

Name of the Person/Institution	Commitment No.	Date	Head	Programme	Project	Sub Project	Object Code	Item Code	Finance Code	Commitment (Rs.)	Commitment Balance (Rs.)	Liability Date	Liability Amount (Rs.)	Revised Liability (Rs.)	Paid Liability (Rs.)	Liability Balance (Rs.)
										(1)	(2)=(1)-(3)		(3)	(4)	(5)	(6)=(4)-(5)
LALAANS SPORTS GOODS MANUFACTURES	C2235	28/03/2022	276	1	8	2509	11			48,543.69		29/03/2022	48,543.69			48,543.69
LALAANS SPORTS GOODS MANUFACTURES	C2236	28/03/2022	276	1	8	2509	11			48,543.69		29/03/2022	48,543.69			48,543.69
TOOLMART	C223100	30/03/2022	276	1	8	2509	11			195,000.00		31/03/2022	195,000.00		58,500.00	136,500.00
MILLION 03	50001	05/04/2022	276	1	8	2509	11			3,415,423.05		05/04/2022	3,415,423.05			3,415,423.05
MILLION 04	50001	05/04/2022	276	1	8	2509	11			4,441,268.08		05/04/2022	4,441,268.08			4,441,268.08
MILLION 20/100/	50010	05/04/2022	276	1	8	2509	11			1,109,806.67		05/04/2022	1,109,806.67			1,109,806.67
WMP AIRANGANI	25545	30/03/2022	276	1	3	0	1101	11		7,074.50	7,074.50	05/04/2022				
MAGVIN	5686	05/04/2022	276	1	3	0	1201	11		2,333.33	2,333.33	08/04/2022				
CC SUDATH	1080	01/04/2022	276	1	3	0	1409	11		150.00	150.00	05/04/2022				
AJUTH	1024	01/04/2022	276	1	3	0	1409	11		5,000.00	5,000.00	05/04/2022				
MANAGER SINGER SRI LANKA	OBL 144	31/03/2022	276	1	3	0	1409	11		228,893.00		31/03/2022	228,893.00			228,893.00
MANAGER SINGER SRI LANKA	OBL 145	31/03/2022	276	1	3	0	2509	11		326,990.00		31/03/2022	326,990.00			326,990.00
ASIAN LANKA	OBL 146	31/03/2022	276	1	3	0	2509	11		22,370.00		31/03/2022	22,370.00			22,370.00
H. A BAGASRAWALA AND SONS	OBL 148	31/03/2022	276	1	3	0	2509	11		198,000.00		31/03/2022	198,000.00			198,000.00
H. A BAGASRAWALA AND SONS	OBL 149	30/03/2022	276	1	3	0	2509	11		396,000.00		31/03/2022	396,000.00			396,000.00
ASIAN LANKA	OBL 150	31/03/2022	276	1	1	8	2509	11		292,614.00		31/03/2022	292,614.00			292,614.00
MANAGER SINGER PLC	OBL 139	31/03/2022	276	1	1	8	2509	11		326,990.00		31/03/2022	326,990.00			326,990.00
SITHARA MISIC	OBL 005	31/03/2022	276	1	1	8	2509	11		48,543.69		31/03/2022	48,543.69			48,543.69

Statement of Commitments and Liabilities as at 31st December

Name of Special Expenditure Unit/Ministry/Department/District Secretariat: District Secretariat, Badulla  
 Expenditure Head No: 276  
 Programme No. & Title: 01 - Operational Activities

Name of the Person/Institution	Commitment No.	Date	Head	Programme	Project	Sub Project	Object Code	Item Code	Finance Code	Commitment (Rs.)	Commitment Balance (Rs.)	Liability Date	Liability Amount (Rs.)	Revised Liability (Rs.)	Paid Liability (Rs.)	Liability Balance (Rs.)
										(1)	(2)=(1)-(3)		(3)	(4)	(5)	(6)=(4)-(5)
JANALANKA DISTRIBUTURES	OBL 006	31/03/2022	276	1	1	8	2509	11	11	19,120.00		31/03/2022	19,120.00			19,120.00
JANALANKA DISTRIBUTURES	OBL 007	31/03/2022	276	1	1	8	2509	11	11	33,460.00		31/03/2022	33,460.00			33,460.00
JANALANKA DISTRIBUTURES	OBL 008	31/03/2022	276	1	1	8	2509	11	11	19,120.00		31/03/2022	19,120.00			19,120.00
ASIAN LANKA	OBL 009	31/03/2022	276	1	1	8	2509	11	11	14,200.00		31/03/2022	14,200.00			14,200.00
SITHARA MIISIC	OBL 010	31/03/2022	276	1	1	8	2509	11	11	58,252.43		31/03/2022	58,252.43			58,252.43
ASIAN LANKA	OBL 011	31/03/2022	276	1	1	8	2509	11	11	46,200.00		31/03/2022	46,200.00			46,200.00
ASIAN LANKA	OBL 012	31/03/2022	276	1	1	8	2509	11	11	45,210.00		31/03/2022	45,210.00			45,210.00
SINGER SRLANKA PLC	OBL 002	31/03/2022	276	1	1	8	2509	11	11	130,796.00		31/03/2022	130,796.00			130,796.00
ASIAN LANKA	OBL 003	31/03/2022	276	1	1	8	2509	11	11	362,284.00		31/03/2022	362,284.00			362,284.00
ASIAN LANKA	OBL 004	31/03/2022	276	1	1	8	2509	11	11	144,100.00		31/03/2022	144,100.00			144,100.00
MANHILAKA AND OTHERS	03180	31/03/2022	276	1	1	8	2509	11	11	13,595.23		31/03/2022	13,595.23		13,592.23	3.00
H.M.A.M BANDARA	P2202027*2	25/02/2022	276	1	2	0	1003	11	11	18,900.00	18,900.00	25/02/2022	18,900.00			
LANKA SERVICE CENTER	52222	28/02/2022	276	1	3	0	1202	11	11	29,730.00	29,730.00	05/04/2022	29,730.00			
Grand Total										26,976,080.67	63,187.83		26,931,792.84		2,572,092.23	24,340,800.61
										156,746,394.83	86,812.83		151,977,145.55		18,273,181.49	129,382,431.07

\*Nature of payments/Liabilities should be recognized separately as follows.

1. Ministries/Government Departments
2. State Corporations/Statutory Boards
3. Private Parties

Liabilities are transactions of which payments have not been made to the relevant parties, although goods, services or assets and services pertaining to construction contracts have been received during the respective accounting year. Commitments are contracts or written agreements which have been entered in to with the external parties in order to obtain goods and services during the respective accounting year, although the relevant assets or services have not been received.




Chief Accountant  
 W.A. Aruna Shanthapriya  
 Date :

**W.A. Aruna Shanthapriya**  
 Chief Accountant  
 For District Secretary, Badulla

**Statement of Liabilities - (i)**  
**Statement of Commitments in terms of FR 94 (2) and (3)**

Name of Ministry / Department / District Secretariat : District Secretariat, Badulla  
 Expenditure Head No. : 276  
 Programme No. & Title : 01 - Operational Activities

Name of the Person/Institution	Description of Commitments	Project	Sub Project	Object Code	Financing Code	Maximum Commitment Ceiling In terms of FR 94(2) Provisions (Rs.)	Total Cost Estimate In terms of FR 94(3) (Rs.)	Commitment & Liability Amount (Rs.)
1. Ministries/Government Department ..... .....								
Total				<b>NO</b>				
2. State Corporations/Statutory Boards ..... .....								
Total								
3. Others (Private Parties) ..... .....								
Total								
<b>Grand Total</b>								

  
 Chief Accountant  
 W.A. Aruna Shanthapriya  
 Date : 2023/02/21  
  
**W.A. Aruna Shanthapriya**  
 Chief Accountant  
 For District Secretary, Badulla








Note-(vii)

**Statement of Missing Vouchers**

Ministry / Department / District Secretariat : District Secretariat, Badulla  
Expenditure Head No : 276  
Programme No. & Title : 01 - Operational Activities

Date	Voucher No.	Name of Payee	Nature of Payment	Amount (Rs.)
	<div style="border: 1px solid black; padding: 5px; width: fit-content; margin: 0 auto;">NO</div>			

.....  
  
Chief Accountant  
W.A. Aruna Shanthapriya  
Date: 2023/02/21

**W.A. Aruna Shanthapriya**  
Chief Accountant  
For District Secretary, Badulla



**The Status Report as at 31/12/2022 on Bank Accounts opened  
in terms of Treasury Operation Circular No. 3/2015 of 23/10/2015**

Expenditure Head No. : 276 Ministry / Department / District Secretariat : District Secretariat, Badulla

Serial No.	Name of Bank	Account No.	Balance as per Bank Statement as at 31/12/2022 (Rs.)	Balance as Per Cash Book as at 31/12/2022 (Rs.)	Total Value of Cheques not yet Presented to Bank as at 31/12/2022 (if exceeds 6 months)	Month of Last Bank Reconciliation Prepared
1	People's Bank- Union Place	9027032	-	-	-	2022 December
2	Bank of Ceylon- Badulla	7042240	14,838,428.91	-	-	2022 December
3	People's Bank- Mahiyanganaya	9027051	9,360,432.45	-	-	2022 December
4	People's Bank- Mahiyanganaya	9027068	10,943,876.33	-	-	2022 December
5	Bank of Ceylon- Meegahakiwula	7042261	3,559,860.65	-	-	2022 December
6	People's Bank- Kandaketiya	9027056	8,282,670.81	-	-	2022 December
7	People's Bank- Muthiyangana Branch	9027071	5,500,278.94	-	-	2022 December
8	People's Bank- Muthiyangana Branch	9027065	11,466,751.02	-	-	2022 December
9	Bank of Ceylon- Passara	7042252	8,933,745.77	-	-	2022 December
10	People's Bank- Haliela	9027047	13,534,286.26	-	-	2022 December
11	Bank of Ceylon- Welimada	7042255	8,179,815.59	-	-	2022 December
12	Bank of Ceylon- Lunuwaththa	7042246	13,525,208.96	-	-	2022 December
13	People's Bank- Bandarawela	9027038	52,320,990.47	-	-	2022 December
14	Bank of Ceylon- Ella	7042258	7,905,708.08	-	-	2022 December
15	People's Bank- Diyathalawa	9027041	6,752,333.03	-	-	2022 December
16	People's Bank- Haldummulla	9027044	9,531,371.12	-	-	2022 December
17	Bank of Ceylon- Lunugala	7042249	11,990,305.96	-	-	2022 December
	<b>Total</b>		<b>196,626,064.65</b>			

I hereby certify that the above information is true and correct.

Chief Accountant

W.A.Aruna Shanthapriya

Date : 2023/02/21

**W.A. Aruna Shanthapriya**

Chief Accountant

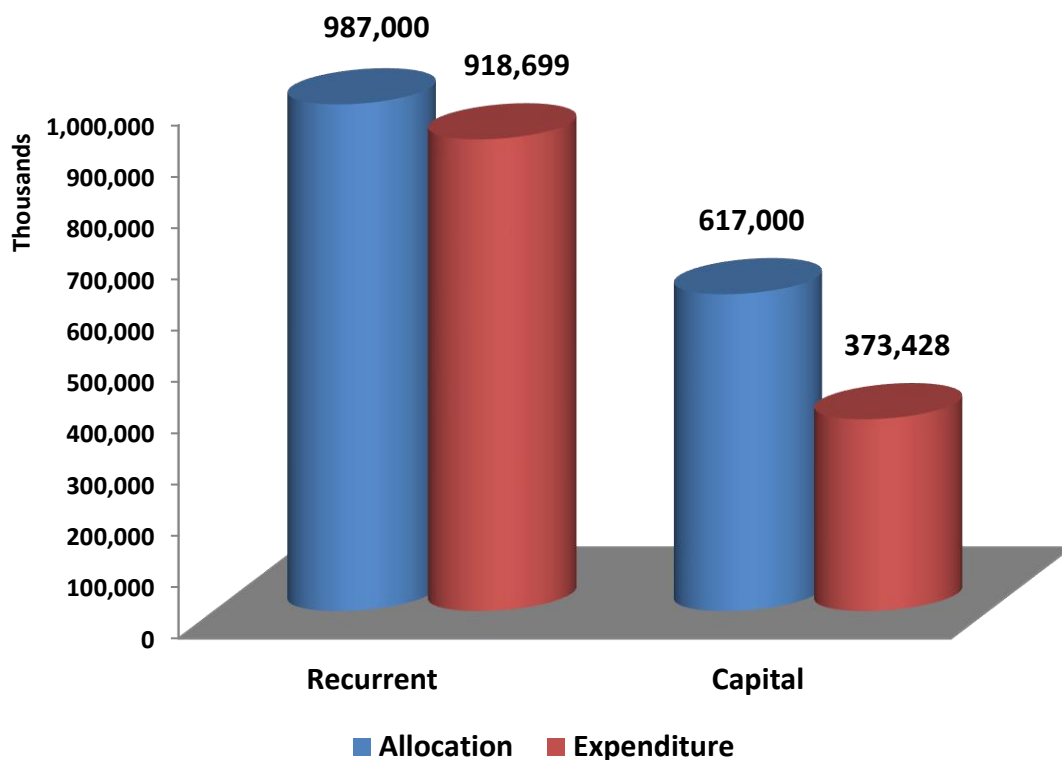
For District Secretary, Badulla

### 3.5 Performance of Revenue Collection

Revenue Code	Description of Revenue Code	Revenue Estimate		Final Estimate	Amount (Rs.)	Revenue Collected Percentage (%) to the final revenue estimate.
		Initial Estimate				
<b>10.02</b>	<b>Local goods and tax on services</b>					
10.02.07.00	Stamp Duty	-	-	-	4,550.00	-
<b>10.03</b>	<b>License fee/ Other</b>					
10.03.07.00	Fee of other licenses	-	-	-	250.00	-
10.03.07.02	Registration fee pertaining to Register General's Department	-	-	-	36,894,230.00	-
10.03.07.03	Private timber transport	-	-	-	606,120.00	-
10.03.07.04	Tax on selling motor vehicles	-	-	-	66,250.00	-
10.03.07.05	License fee under State Ministry of Defense	-	-	-	397,450.00	-
10.03.07.09	Carbon Levy	-	-	-	410,471.13	-
10.03.07.99	Other	6,000,000.00		6,000,000.00	5,701,545.77	95%
<b>20.02</b>	<b>Revenue from government assets</b>					
20.02.01.01	Rentals from government buildings	5,260,000.00		5,500,000.00	6,265,425.61	113%
20.02.01.02	Revenue from state owned forests	-		-	615,724.92	-
20.02.02.99	Other	8,000,000.00		8,000,000.00	8,890,133.39	111%
<b>20.03</b>	<b>Sales and Charges</b>					
20.03.01.00	Departmental sales and charges	40,000.00		5,000.00	-	-
20.03.02.03	Charges under Persons' Registration act No.32 of 1968	-		-	9,392,680.00	-
20.03.02.13	Examination fee and other charges	-		-	38,150.00	-
20.03.02.14	Charges and other receipts under Motor Traffic Act.	-		-	59,687,930.00	-
20.03.02.99	Miscellaneous	25,000,000.00		15,000,000.00	17,202,084.38	114%
20.03.99.00	Other receipts	3,000.00		3,500.00	8,170.00	233%
<b>20.04</b>	<b>Social Security Contributions</b>					
20.04.01.00	Central government	-		-	66,450,698.03	-
<b>20.06</b>	<b>Capital revenues</b>					
20.06.02.02	Other	75,000.00		90,000.00	86,985.00	96%

### 3.6 Performance of Utilization of Allocated Provisions

Type of Allocation	Amount of Allocation		Actual Cost	Utilized amount as a % of the final allocation.
	Initial Allocation	Final Allocation		
Recurrent	987,000,000	987,000,000	918,699,311	93%
Capital	617,000,000	617,000,000	373,428,442	61%
Total	1,604,000,000	1,604,000,000	1,292,127,753	81%



### 3.7 In terms of F.R. 208 grant of allocation for expenditure to District Secretariat as an agent of the other Ministries/ Departments

NO	Ministry from which the allocation received	Revenue head No.	Purpose of the grant	Allocation		Actual cot	Utilization of allocation as a % of final allocation
				Initial allocation	Final allocation		
01	Presidential Secretariat	1		400,000.00	400,000.00	390,149.00	97.54%
02	Ministry of Buddhasasana, Religious and cultural affairs.	101		8,789,387.93	8,789,387.93	7,113,296.54	80.93%
03	Department of Hindu Religious and Cultural Affairs.	102		2,605,900.00	2,605,900.00	2,605,900.00	100.00%
04	Ministry of Defence	103		111,529,998.55	111,529,998.55	108,589,554.91	97.36%
05	Ministry of Justice, prison affairs and constitutional reforms	110		23,819,974.00	23,819,974.00	20,542,074.05	86.24%
06	Ministry of Health	111		7,262,419.52	7,262,419.52	6,791,033.11	93.51%
07	Ministry of Trade, Commerce and Food security	116		112,476,565.00	112,476,565.00	1,804,000.00	1.60%
08	Ministry of Transport and Highways	117		2,720,255.82	2,720,255.82	2,690,919.60	98.92%
09	Ministry of Agriculture	118		26,935,394.65	26,935,394.65	21,936,951.28	81.44%
10	Ministry of Tourism and Land	122		39,808,149.00	39,808,149.00	39,004,118.05	97.98%
11	Ministry of Urban Development and Housing	123		302,485.00	302,485.00	301,685.00	99.74%
12	Ministry of Education	126		5,932,640.16	5,932,640.16	4,459,275.94	75.17%
13	Ministry of Public Administration, Home Affairs, Provincial Councils and Local Government	130		826,492,531.53	826,492,531.53	759,190,733.97	91.86%
14	Ministry of Plantation Industry	135		8,318,280.63	8,318,280.63	8,318,280.63	100.00%
15	Ministry of Industry	149		16,488,364.47	16,488,364.47	16,488,364.47	100.00%
16	Ministry of Environment	160		7,472,007.30	7,472,007.30	3,151,734.39	42.18%
17	Ministry of Women, Child affairs and Social Empowerment	171		1,105,447,486.62	1,105,447,486.62	1,105,447,486.62	100.00%
18	Ministry of Technology	186		402,840.00	402,840.00	239,997.66	59.58%
19	Ministry of Public Security	189		700,300.00	700,300.00	697,300.00	99.57%

NO	Ministry from which the allocation received	Revenue head No.	Purpose of the grant	Allocation		Actual cot	Utilization of allocation as a % of final allocation
				Initial allocation	Final allocation		
20	Ministry of Labor and Foreign Employment	193		3,881,328.63	3,881,328.63	3,674,374.10	94.67%
21	Ministry of Irrigation	198		184,000,000.00	184,000,000.00	127,104,234.40	69.08%
22	Department of Buddhist Affairs	201		26,256,061.12	26,256,061.12	21,739,675.88	82.80%
23	Department of Muslim Religious and Cultural affairs	202		400,000.00	400,000.00	4,000.00	1.00%
24	Department of Christian Religious affairs	203		50,000.00	50,000.00	50,000.00	100.00%
25	Department of Cultural Affairs	206		4,086,582.75	4,086,582.75	2,841,911.08	69.54%
26	Department of Government Information	210		276,148.66	276,148.66	226,364.70	81.97%
27	Department of Social Services	216		17,272,960.90	17,272,960.90	17,272,960.90	100.00%
28	Department of Probation and Child Care Services	217		2,703,500.00	2,703,500.00	2,438,002.00	90.18%
29	Department of Sports Development	219		741,457.50	741,457.50	741,457.50	100.00%
30	Department of Ayurveda	220		466,249.00	466,249.00	428,660.00	91.94%
31	Department of Registration of Persons	227		17,044,229.98	17,044,229.98	16,774,887.58	98.42%
32	Judicial Administration	228		416,548.43	416,548.43	416,548.43	100.00%
33	Department of Census and Statistics	252		1,099,464.75	1,099,464.75	1,099,464.75	100.00%
34	Department of Pensions	253		69,059,500.00	69,059,500.00	68,900,112.93	99.77%
35	Department of Wild Life Conservation	284		4,658,000.00	4,658,000.00	4,621,570.00	99.22%
36	Department of Commissioner General of Land	286		369,525.00	369,525.00	166,286.00	45.00%
37	Department of Textile	303		13,470,050.00	13,470,050.00	13,470,050.00	100.00%
38	Department of Motor Traffic	307		1,840,981.58	1,840,981.58	1,269,677.94	68.97%
39	Department of Community Based Corrections	326		12,750.00	12,750.00	12,750.00	100.00%
40	Department of Land Use Policy Planning	327		1,101,525.00	1,101,525.00	1,012,775.90	91.94%
41	Department of Manpower and Employment	328		1,032,761.95	1,032,761.95	704,122.98	68.18%

### 3.8 Performance of reporting Non- financial Assets

Assets Code	Code description	Balance as at 31.12.2022 as per board of survey report.	Balance as at 31.12.2022 as per Report of Financial Position	Yet to be accounted for	The % of progress
9151	Buildings and Structures		1,094,611,282.84		
9152	Machinery		309,699,360.81		
9153	Land		1,017,343,000.00		
9154	Intangible Assets				
9155	Biological Assets				
9160	Ongoing work (Working progress)		276,321,395.63		
9180	Leased Assets				
<b>Total</b>			<b>2,697,975,039.28</b>		

### 3.9 Auditor General's Report

The main source of the audit report is attached to the Sinhala language report.

## **Chapter 04**

### **Performance indicators**

#### **4.1 Performance Indicators of the Institution (Based on the action plan)**

## 4.1 Performance Indicators of the Institution (Based on the action plan)

Specific Indicators	The actual output as a % of the expected output		
	100%-90%	75%-89%	50%-74%
Salaries and wages, Property Loan Interest to Public Servants, Other Allowances	✓		
Overtime and Holiday pay		✓	
Travelling Expenses (Domestic)	✓		
Supplies (Stationery and Office requisites)	✓		
Supplies (Fuel)	✓		
Supplies (Diets & Uniform, others)			✓
Maintenance Expenditure (Vehicles)	✓		
Maintenance Expenditure (Plant Machinery and Equipment)	✓		
Maintenance Expenditure (Building and Structures)		✓	
Services (Postal and communication)	✓		
Services (Electricity and Water)		✓	
Services (Rents and Local Taxes, Others)		✓	
Rehabilitation and improvement of Capital Assets (Buildings and structures)	✓		
Rehabilitation and improvement of Capital Assets (Plant Machinery and Equipment)		✓	
Rehabilitation and improvement of Capital Assets (Vehicles)		✓	
Acquisition of Capital Assets (Furniture and Office Equipment)	✓		
Acquisition of Capital Assets (Plant Machinery and Equipment)	✓		
Acquisition of Capital Assets (Buildings and structures)			✓
Capital Building - Knowledge Enhancement & Institutional Development Training and Capacity Building			✓
Other (Gama samaga Pilisandarak, Decentralized Program)			✓

## **Chapter 05**

### **Performance of achieving Sustainable Development Goals (SDGs)**

- 5.1 Identified relevant Sustainable Development Goals**
- 5.2 Achievements of SDG & challenges of achieving Sustainable Development Goals**

## 5.1 Identified relevant Sustainable Development Goals

Objective	Target	Achievement Indicators	Achievements up to now		
			0%-49%	50%-74%	75%-100%
Building resilient infrastructure, promoting inclusive and sustainable industrialization and fostering innovation.	Implementation of 1303 projects under infrastructure development- [roads, Nila sewana, community halls, weekly fair, etc.]	Completion of 460 new projects under infrastructure development in the year 2022.			✓
Ensuring food security, improving nutrition and promoting sustainable agriculture	Implementation of 47 irrigation projects.	Completion of 07 new irrigation projects.			✓
Ensuring adequate access to safe drinking water and sanitation for all	Implementation of 78 drinking water projects.	Completion of 11 drinking water projects.			✓
Ensuring healthy lives and promoting well-being for all at all ages.	Construction of 26 Health Centers and 20 play grounds in rural areas.	Completion of constructing 03 new health centers and development of 06 rural playgrounds.			✓
Protect, restore, and promote sustainable use of terrestrial ecosystems, sustainably manage forests, combat desertification, halt and reverse land degradation and halt biodiversity loss.	Implementation of 153 environment conservation projects.	Completion of 07 environment conservation projects.			✓
End poverty in all its forms everywhere. [ No poverty]	Implementation of 1855 livelihood development projects.	Completion of 116 livelihood development projects.			✓
	Implementation of 150 social welfare projects.	Implementation of 84 social welfare projects.			✓

## 5.2 Achievements of SDG & challenges of achieving Sustainable Development Goals

### Achievements

- ❖ The decentralized budget programme of year 2022 reached a physical progress of 53% and a financial progress of 48% .
- ❖ The 04 categories of projects under “ Gama samaga Pilisandarak” programme [ 03 million, 04 million, 20 million, & 100 million] achieved a physical progress of 37% and a financial progress of 41%, in 2022.
- ❖ In 2022, the development programmes of construction of Child Day Care Centers and Community Based Evening Care Centers have reached 100% Progress physically and 99% progress financially.
- ❖ The projects that had been implemented within 2022, as a whole, achieved 75%-100% progress.

### Challenges

- ❖ Funds are not allocated according to the priority list of development programmes which has been targeted by the Sustainable Development Goals.
- ❖ Limitation of allocation complying with circular No.26/04/2022 of the Ministry of Finance under the prevailing economic crisis.

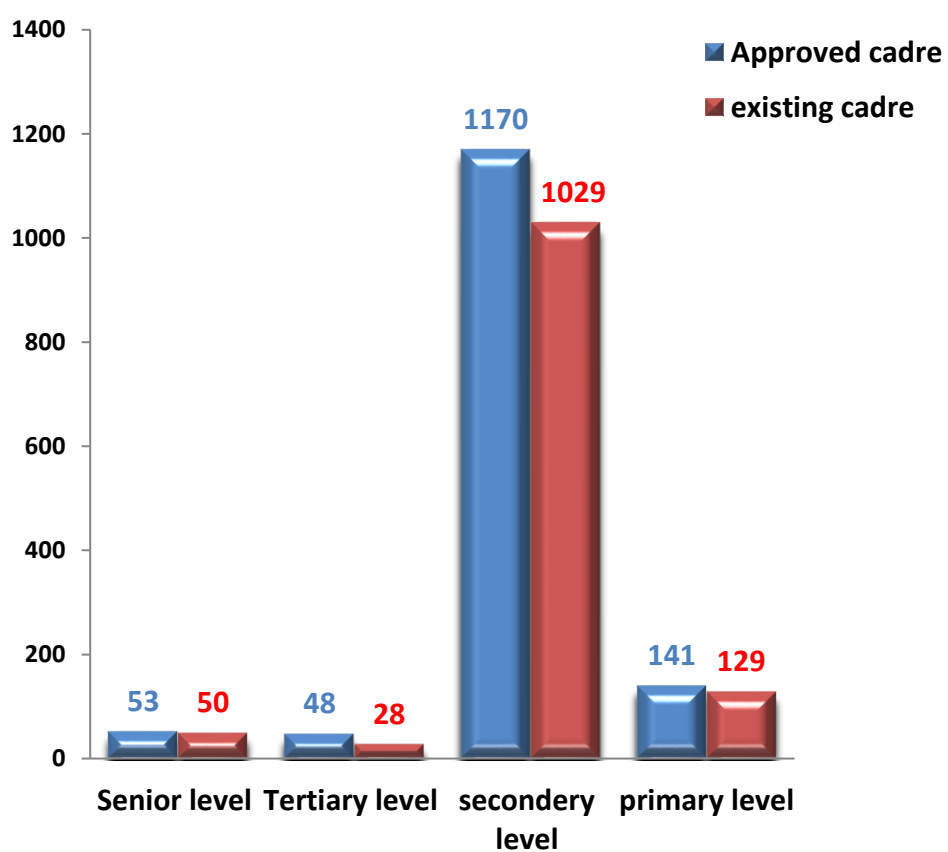
## **Chapter 06**

### **Human Resource Profile**

- 6.1      Cadre Management**
- 6.2      Effect of lack or excess of Human Resource on  
the performance of the institution**
- 6.3      Human Resource Development**

## 6.1 Cadre Management

Level	Approved Cadre	Existing No of employees	Vacancies/(excess)**
Senior	53	50	03
Tertiary	48	28	20
Secondary	1170	1029	141
Primary	141	130	11



## 6.2 Effect of lack or excess of Human Resource on the performance of the institution

- ❖ As 03 senior level positions were vacant, action was taken to manage it by appointing officers under acting or covering basis and it had increased the work load of those appointed officers, and that was a setback of achieving the targets of the organization.
- ❖ Due to the shortage of staff at other levels [non- executive] too, the workload of the officers increased and therefore they were not able to reach their maximum performance.
- ❖ As the female officers represent the majority of the staff, it becomes an issue when assigning other officers to cover the duties during the maternity leave of the female officers and this was another obstacle to the proper functioning of the institution.

## 6.3 Human Resource Development

Programme	Number of employees trained.	Duration of the Programme	Total Investment (Rs.)		Nature of the programme (Local/Foreign)	Output/Knowledge gained
			Local	Foreign		
Grama Niladhari training Programme (Land/ Timber/ File management)	518	From 2022.03.11 to 2022.03.26	407,100.00		Local	<ul style="list-style-type: none"> <li>Knowledge on handling issues in connection with land disputes, timber felling and field duties.</li> <li>Use of modern software in file managing.</li> </ul>
Training on Office Systems	25	2022.03.30	5,675.00		Local	<ul style="list-style-type: none"> <li>Making the Officers knowledgeable on the importance of adherence to office systems, its requirement and acting accordingly as well.</li> </ul>
Training for new officers of Multi- purpose Development Task Force	50	2022.09.20	15,340.00		Local	<ul style="list-style-type: none"> <li>Basic knowledge on 'what is public service? Who are public officers?' and an introduction to the Establishment Code to some extent.</li> <li>Quality improvement of public service and assuring accountability and responsibility.</li> </ul>
Training for new Development Assistants	70	2022.09.22	29,750.00		Local	<ul style="list-style-type: none"> <li>Knowledge on procedural rules, general code of conduct and discipline</li> <li>Quality improvement of public service and assuring accountability and responsibility.</li> </ul>
Training Programme on Sign Language	45	2022.12.01 and 2022.12.02	45,340.00		Local	<ul style="list-style-type: none"> <li>Making the officers aware on basic hospitality rules and ethics of initiation of conversation with the clients when providing service to them.</li> <li>Awareness on how the people with special needs should be treated by the public servants considering it as an important social requirement.</li> <li>Quality improvement of public service and assuring accountability and responsibility</li> </ul>
Computer Training Programme	45	2022.12.27	13,345.00		Local	<ul style="list-style-type: none"> <li>Providing knowledge on Introduction/MS-Office/ Internet &amp; email/ Basic of Hardware/Software Installation</li> </ul>

## \* The effect of Training Programs on Institutional Performance

- Conducting training programmes for Grama Niladhari Officers help to act timely and suitably when dealing with common issues in their duties regarding land disputes, timber felling and other field duties. This knowledge and awareness create more accuracy while avoiding unnecessary delays which improves the quality of the public service and also builds better relationship with the public.
- Making office work more efficient and preventing use of officers' own discretion by making the officers well aware of the office systems and practice them properly.
- The trainings for newly recruited officers of Multi-purpose Development Task Force help in making them aware of the basic concepts and introduction of the Public Service, the Government Officer and the Establishment Code as well. This helps in improving the quality of service provided to public by the government.
- Making the newly recruited Development Officers knowledgeable on the procedural rules, general code of conduct & ethics, and discipline with the purpose of bringing up quality persons to public service, and also to enhance the quality of public service by providing knowledge on government rules, regulations and procedures.
- Conducting trainings on Sign Language to officers helps in providing much better service to persons with special needs, which is an important social requirement.
- Computer training programmes on MS-Office/ Internet & email/ Hardware & Software Installation MS-Office/ Internet & email/ Hardware & Software Installation, which are essentially used in an office, help in improving efficiency, providing quality service, safe handling of devices and minimizing the maintenance of related equipment's.

## **Chapter 07**

### **Report of Compliance**

#### **7.1 Report of compliance**

## 7.1 Report of Compliance

No	Requirement considered	Compliance Status (Comply with/ Not comply with)		Brief explanation for non-compliance	Appropriate corrective measures to prevent the non-compliance in future.
<b>1</b>	<b>The following financial statements/ Accounts have been submitted on due date.</b>				
1.1	Annual financial statement	Complied with			
1.2	Other	Not relevant			
<b>2</b>	<b>Maintenance of books and registers (FR 445)</b>				
2.1	Updating and maintenance of fixed assets register in terms of Pub.Administration Circular 267/2018.	Complied with			
2.2	Updating and maintenance of Personal emoluments registers/ Cards	Complied with			
2.3	Updating and maintenance of Audit query register.	Complied with			
2.4	Updating and maintenance of the register of internal audit reports.	Complied with			
2.5	Updating and maintenance of the register of cheques and money orders.	Complied with			
2.6	Updating and maintenance of Inventory register.	Complied with			
2.7	Updating and maintenance of stocks register	Complied with			
2.8	Maintaining and update the register of loss & damages	Complied with			
2.9	Update and maintenance of register of Commitments	Complied with			
2.10	Update and maintenance of Register of Counterfoil Books (GAN-20)	Complied with			

No	Requirement considered	Compliance Status (Comply with/ Not comply with)		Brief explanation for non-compliance	Appropriate corrective measures to prevent the non-compliance in future.
<b>3</b>	<b>Delegation of functions for financial control (FR 115)</b>				
3.1	Delegation of financial authority within the institute	Complied with			
3.2	Delegation of financial authority within the institute has been communicated among the officers.	Complied with			
3.3	The financial authority has been delegated in such manner so as to pass each transaction through two or more officers.	Complied with			
3.4	The controls has been adhered by the Accountants in terms of State Account Circular 171/2004 dated 11.05.2014 in using the Government Payroll Software Package.	Complied with			
<b>4</b>	<b>Preparation of Annual Plans</b>				
4.1	Annual Action Plan has been prepared.	Complied with			
4.2	Preparation of Annual Procurement Plan.	Complied with			
4.3	In terms of Financial Act No. 38 of 1971, the budget has been approved.	Complied with			
4.4	Preparation of Annual Internal Audit Plan.	Complied with			
4.5	Preparation and submission of annual estimate to the NDB on due date.	Complied with			
4.6	The annual cash flow has been submitted to the Treasury Operations Department on time.	Complied with			
4.7	Submission of quarterly reports to the General Treasury on due date.	Complied with			

No	Requirement considered	Compliance Status (Comply with/ Not comply with)		Brief explanation for non-compliance	Appropriate corrective measures to prevent the non-compliance in future.
<b>5</b>	<b>Audit queries</b>				
5.1	All the audit queries has been replied within the specified time given by the Auditor General		Not complied with	Replies from the Divisional Secretariats were delayed.	
<b>6</b>	<b>Internal Audit</b>				
6.1	The Internal Audit Plan has been prepared at the beginning of the year after consulting the Auditor General in terms of FR 134(2) DMA/ 1-2019	Complied with			
6.2	All the internal audit reports has been replied within one month.		Not complied with	Replies from the Divisional Secretariats were delayed	
6.3	Copies of all the internal reports has been submitted to the Management audit Department in terms of sub- section 40 (4) of the National Audit Act No.19 of 2018.	Complied with			
6.4	All the copies of internal audit reports has been submitted to the Auditor General in terms of FR 134(3)	Complied with			
<b>7</b>	<b>Audit and Management Committee</b>				
7.1	Minimum 04 meetings of the Audit and Management Committee has been held during the year as per the DMA Circular 1-2019.	Complied with			

No	Requirement considered	Compliance Status (Comply with/ Not comply with)		Brief explanation for non-compliance	Appropriate corrective measures to prevent the non-compliance in future.
<b>8</b>	<b>Asset Management</b>				
8.1	The information about purchases of assets and disposals was submitted to the Comptroller General's office in terms of paragraph 07 of the Asset Management Circular No. 01/2017	Complied with			
8.2	A suitable liaison officer was appointed to coordinate the implementation of the provisions of the circular and the details of the nominated officer was sent to the Comptroller General's Office in terms of paragraph 13 of the aforesaid circular.	Complied with			
8.3	The Board of Survey was conducted and the relevant reports submitted to the Auditor General on due date in terms of Public Finance Circular No.05/2016.	Complied with			
8.4	The excess and deficits that were disclosed through the board of survey and other relating recommendations, actions were carried out during the period specified in the circular.	Complied with			
8.5	The disposal of condemn articles had been carried out in terms of FR 772	Complied with			

No	Requirement considered	Compliance Status (Comply with/ Not comply with)		Brief explanation for non-compliance	Appropriate corrective measures to prevent the non-compliance in future.
<b>9</b>	<b>Vehicle Management</b>				
9.1	The daily running charts and monthly summaries of the pool vehicles had been prepared and submitted to the Auditor General on due date.	Complied with			
9.2	The condemned vehicles had been disposed within a period of less than 06 months after condemning.		Not complied with	Incompletion of preliminary investigations and court proceedings.	
9.3	The vehicle log books had been maintained and updated.	Complied with			
9.4	Action has been taken in terms of FR 103,104,109 and 110 with regard to each vehicle accident.	Complied with			
9.5	The fuel consumption of the vehicles has been re-tested in terms of the provisions of paragraph 3.1 of the Public Admin circular No. 30/2016of 29.12.2016	Complied with			
9.6	The absolute ownership of the leased vehicle log books has been transferred after the lease term.	Complied with			
<b>10</b>	<b>Management of Bank Accounts</b>				
10.1	The Bank Reconciliation statements had been prepared, got certified and made ready for audit by the due date.	Complied with			
10.2	The dormant accounts that had been brought forward in the reviewed year or from the previous years, has been settled.	Complied with			

No	Requirement considered	Compliance Status (Comply with/ Not comply with)		Brief explanation for non-compliance	Appropriate corrective measures to prevent the non-compliance in future.
10.3	Action had been taken in terms of financial regulations regarding balances that had been disclosed through bank reconciliation statements and for which adjustments had to be made, and had those balances been settled within one month.	Complied with			
<b>11</b>	<b>Utilization of Provisions</b>				
11.1	The allocated provisions had been spent without exceeding the limit.	Complied with			
11.2	The liabilities not exceeding the provisions that remained at the end of the year as per the FR94 (1)	Complied with			
<b>12</b>	<b>Public Officers Advance Account</b>				
12.1	The limits had been complied With	Complied with			
12.2	A time analysis had been carried out on the loans in arrears	Complied with			
12.3	The loan balances in arrears for over one year had been settled.		Not complied with	Relevant settlements has not been done by Uva Provincial Council.	
<b>13</b>	<b>General Deposit Account</b>				
13.1	Updating and maintenance of the control account in relation to lapsed deposits	Complied with			
13.2	The control account for general deposits has been updated and maintained.	Complied with			

No	Requirement considered	Compliance Status (Comply with/ Not comply with)		Brief explanation for non-compliance	Appropriate corrective measures to prevent the non-compliance in future.
<b>14</b>	<b>Imprest Account</b>				
14.1	The balance in the cash book at the end of the year under review is remitted to TOD.	Complied with			
14.2	The ad-hoc sub imprests issued as per FR 371 settled within one month from the completion of the task.	Complied with			
14.3	The ad-hoc sub imprests had not been issued exceeding the limit approved as per R.R. 371	Complied with			
14.4	The balance of the imprest account had been reconciled monthly with the treasury books	Complied with			
<b>15</b>	<b>Revenue Account</b>				
15.1	The refunds from the revenue had been made in terms of the regulations.	Complied with			
15.2	The revenue collection had been directly credited to the revenue account without crediting to the deposit account.	Complied with			
15.3	Returns of arrears of revenue forward to the Auditor General in terms of FR 176	Complied with			
<b>16</b>	<b>Human Resource Management</b>				
16.1	The staff had been maintained within the approved cadre.	Complied with			
16.2	A duty list in writing has been provided to each officer of the staff.	Complied with			
16.3	All the reports have been submitted to MSD in terms of their circular No. 04/2017 dated 20.09.2017.	Complied with			

No	Requirement considered	Compliance Status (Comply with/ Not comply with)		Brief explanation for non-compliance	Appropriate corrective measures to prevent the non-compliance in future.
<b>17</b>	<b>Providing Information to the Public</b>				
17.1	An information officer has been appointed and a proper register of information is maintained and updated in terms of Right to Information Act and Regulation.	Complied with			
17.2	Information about the institution to the public have been provided by website or alternative measures and has it been facilitated to appreciate/allegation to public against the public authority by this website or alternative measures.		Not complied with	Facilitation has not been provided for public comments by the web site provided by The Information and Communication Technology Agency Of Sri Lanka.	
17.3	Bi- Annual and Annual reports have been submitted as per section 08 and10 of the RTI Act.	Complied with			
<b>18</b>	<b>Implementation of Citizens Charter</b>				
18.1	A citizens' Charter / clients' charter has been formulated and implemented by the institution in terms of the circular No 05/2008 and 05/2018(1) of Ministry of Public Administration and Management.	Complied with			
18.2	A methodology has been devised by the institution in order to monitor and assess the formulation and the implementation of Citizens' Charter / clients' charter as per paragraph 2.3 of the circular.	Complied with			

No	Requirement considered	Compliance Status (Comply with/ Not comply with)		Brief explanation for non-compliance	Appropriate corrective measures to prevent the non-compliance in future.
<b>19</b>	<b>Preparation of a Human Resource Plan.</b>				
19.1	Preparation of a Human Resource Plan complying with the format on Annex 02 of the Public Administration circular No 2/2018 dated 24.01.2018.	Complied with			
19.2	Ensuring each staff member, a training opportunity not less than 12 hrs. per year in the above human resource plan.	Complied with			
19.3	Making the agreement for the annual performance plan of the entire staff according to the format on annex 01 of the above circular.	Complied with			
19.4	Appointing a senior responsible officer regarding the preparation of the human resource plan, development of capacity building programme and implementation of skill development programmes according to chapter 6.5 of the above circular.	Complied with			
<b>20</b>	<b>Responding the audit paragraphs.</b>				
20.1	Correction of the shortcomings shown in the audit paragraphs by the Auditor General for the previous year.	Complied with			