



LOCAL LOANS & DEVELOPMENT FUND

ANNUAL REPORT AND ACCOUNTS

2020

Ministry of Finance

CONTENTS

	Page No
1. Vision, Mission, Objectives, Funds, Establishment	157
2. Corporate Information	157
3. Board of Commissioners	159
4. Corporate Governance	160
5. Asian Development Bank Projects	163
6. Operational and Financial Review	166
7. Report of the Audit and Management Committee	179

FINANCIAL STATEMENTS AND INFORMATION

8. Report of the Auditor General	184
9. Statement of Comprehensive Income	189
10. Statement of Financial Position	190
11. Cash Flow Statement	191
12. Notes to the Financial Statements	193
13. Significant Accounting Policies	212



ANNUAL REPORT AND ACCOUNTS - 2020

LOCAL LOANS & DEVELOPMENT COMMISSIONERS

(LOCAL LOANS & DEVELOPMENT FUND)

01. ORGANIZATIONAL VISION, MISSION, OBJECTIVES AND FUNDS

VISSION

To be a leading financial institution for Local Level Infrastructure Financing

MISSION

To become an autonomous and sustainable Financial Institution providing long term financing for basic infrastructure services and to contribute to the social and economic development of the country

OBJECTIVES

Provision of Loan requirements at a concessionary rate of interest to any Local Authorities in the country for the purpose of any work of public utility such Local Authority may be authorized by law to undertake. (Granting of Loans restricted only to Local Authorities)

FUNDS

Funds were provided by the Treasury in the form of a long term loan at a concessionary rate of interest until year 2009. With the commencement of loans recovered under ADB Loan (No.1632 SRI (SF) and ADB Loan (No.2201 SRI (SF)), revolving facilities of funds are available for the purpose of granting of loans.

02. CORPORATE INFORMATION

ESTABLISHMENT

Local Loans & Development Fund is a Statutory Body established under the Local Loans and Development Ordinance No. 22 of 1916 and amended by Ordinance Nos. 6 of 1930, 25 of 1931, 43 of 1938, 21 of 1942, Act No.29 of 1949, Law No.9 of 1974 and Act No. 24 of 1993. This institute was functionend in the year 2020, under the Ministry of Finance.



FUNCTIONS

The prime function of LL&DF is to meet the capital investment needs of the Local Authorities namely Municipal Councils; Urban Councils & Pradeshiya Sabha's totaling 340 Nos. out of 341 Nos. (Except Colombo Municipal Council) It provides Long Term loans at concessionary rates of interest.

REGISTERED OFFICE	No.24 A, Ward Place, Colombo 07
TELEPHONE	011-2687514
FAX	011-2691261
E-mail	lldf1916@gmail.com

AUDITORS

External Audit : Department of Auditor General

Internal Audit : Internal Audit Division
Ministry of Public Administration, Home Affairs,
Provincial Councils & Local Government.

BANKERS : Bank of Ceylon

STAFF

The following staff was employed by the Fund, as at 31st December 2020.

Designation	No of Employeed
Director	01
Deputy Director (Finance and Administration)	01
Deputy Director (Operation)	01
Assistant Accountant	01
Administrative Officer	01
Development Officer's	20
Management Assistant	10
Driver	02
Office Aide	02
Total	39



03. STRUCTURE OF THE BOARD OF COMMISSIONERS

As per the Sec. 2 of the Local Loans and Development (Amendment) Act No. 24 of 1993, The Board of Commissioners shall consist of at least thirteen (14) members appointed by the Hon. Minister.

- a. Chairman – (ex-officio) - Secretary to the Ministry in charge of the LL&DF
- b. One member - Nominated by the Minister of Finance
- c. Nine members nominated by the Governor of each Province
- d. Three members nominated by the Hon. Minister of the Ministry in charge.

Board of Commissioners as at 31.12.2020

Chairman

- (01) Mr.R.M.P.Rathnayake - Deputy Secretary to the Treasury, Ministry of Finance

Treasury Representative

- (02) Mr.M.A.M.Anfas - Deputy Director, Project Management and Monitoring Department, Ministry of Finance

Members

(03) Mr.Gamini Rajarathne	Chief Secretary	(Central Province)
(04) Mr.H.M.P.Bandara	Chief Secretary	(North Central Province)
(05) Mr.P.B.Wijayarathne	Chief Secretary	(Uva Province)
(06) Ms.M.D.Ranjani Jayakodi	Chief Secretary	(Sabaragamuwa Province)
(07) Mr.Thusith P. Wanasinghe	Chief Secretary	(Eastern Province)
(08) Mr.R.C.De Zoysa	Chief Secretary	(Suthern Province)
(09) Mr.P.B.M.Sirisena	Chief Secretary	(North Western Province)
(10) Mrs.Jayanthi Wijethunga	Chief Secretary	(Western Province)
(11) Mr M.P.Diranjana	Commissioner of Local Government (NP)	
(12) Mr.W.B.M.R.S.A.Aluvihare	Hon Minister's Nominee	
(13) Mr.A.D.K.Guruge	Hon Minister's Nominee	
(14) Mr.A.B.Herath	Hon Minister's Nominee	

04. CORPORATE GOVERNANCE

Corporate Governance is the process by which the business operation of the LL&DF is directed to control by the Board of Commissioners. Good Governance is an essential ingredient in corporate success and sustainable economic growth. The Board of Commissioners of Local Loans & Development Fund is committed in maintaining high standards of integrity, accountability, transparency and business ethics in the governance of the company.

THE BOARD OF COMMISSIONERS

a) Composition and Balance

As per Act, the Board of Commissioners comprises fourteen Commissioners including the Chairman, who posses valuable knowledge and experience in the areas of the institutions operations. None of the commissioners have any dealings with the institution which does not affect their independence in discharging their duties.

b) Decision Making

The Commissioners meet each month to review routine activities, to decide on policies & matters of significance. The Commissioners review performance & decide strategies to reach the goals of the LL&DF.

The Responsibilities

The Board of Commissioners are responsible for

1. Formulation of business strategies taking into consideration the LL&DF strength competencies and risks.
2. Implementing and monitoring such strategies.
3. Reviewing and ratifying systems in operation relating to risk management, internal control, code of conduct & compliance with the laws, statues & regulations.
4. Reviewing monitoring & ratifying all capital expenditure.
5. Monitoring senior management performance.
6. Ensuring the effective information and audit systems are in the institute.



INDEPENDENT JUDGEMENT

Each commissioner exercises independent judgement in all matters conducted by the board and acts from any undue influence & bias from other parties. Matters considered include making decisions on issues relating to strategy, implementation of such strategies, performance review, resource allocation & standard conduct of business ethics.

CHAIRMAN

The role of the Chairman is distinct & separate which ensures a balance of power within the LL&DF so that no individual has unfettered powers of decision making.

CHAIRMAN'S ROLE

The Chairman provides leadership and strategic direction to the Board of Commissioners & ensures that all meetings are conducted in a professional manner.

APPOINTMENT TO THE BOARD

There is a clear & transparent procedure for the appointment of Commissioners to the Board. The respective ordinance & acts defines the appointment.

ACCOUNTABILITY AND AUDIT

As per the recommendations of the National Salaries and Cadre Commission, with the vision of making this Organization a Government “C” class Organization, the staff cadre was restructured whilst approval was received from the Department of Management Services. Therefore, arrangements were made to recruit two Deputy Directors to the LL&DF.

MAINTAINING A SOUND SYSTEM OF INTERNAL CONTROL & RISK MANAGEMENT

The Board of Commissioners has implemented a sound system of internal control & risk management to safeguard the investments & the LL&DF assets. The Board is fully aware that internal controls have inherent limitations and do not provide assurance against errors and fraud.



PERIODICAL REVIEW OF THE ADEQUACY AND EFFECTIVENESS OF INTERNAL CONTROL

The adequacy & effectiveness of the Internal Controls are periodically reviewed by the Board and the senior management of the LL&DF and the observations are reported to the Board for appropriate action.

FINANCIAL REPORTING

The Board of Commissioners confirm that the financial statements of the institution have been prepared in accordance with the Sri Lanka Financial Reporting Standards (SLFRS). The institution has duly complied with all the reporting requirements of the relevant laws and regulatory authorities. The financial statements of the institution were audited by the Auditor Generals.

GOING CONCERN

Local Loans & Development Fund is continuing its business with a sufficient liquidity position.

STATUTORY OBLIGATIONS

The Commissioners to the best of their knowledge and belief are satisfied that all financial obligations due to the government and to the employees have been duly paid or adequately provided in the financial statements.

RELATIONSHIP WITH OTHER STAKE HOLDERS

a) Employees

The Board ensures that the vision, goals and objectives formulated by the Board are clearly communicated and understood by all employees. The LL&DF ensures that no persons below the minimum age are offered employment. LL&DF affords opportunities to potential employees regardless of gender race and once recruited would continue in their career path without discrimination.

b) Regulatory Bodies

The Board ensures that a meaningful relationship is maintained with institutions such as the Treasury, relevant line Ministry and the Department of Inland Revenue. LL&DF operation and activities strictly adhere to the rules, regulations set out by the relevant regulatory and advisory bodies and the Laws of the country.

c) Environment

The Board is highly committed to the sustainability of the environment & therefore ensures that the LL&DF & persons adhere to the recommended standards so as to protect and promote the eco system.



05. ASIAN DEVELOPMENT BANK PROJECTS

ADB LOAN No.1632 SRI (SF)

URBAN DEVELOPMENT & LOW INCOME HOUSING PROJECT (UDLIHP)

LL&DF is the recovery agent of Loan component of the above project implemented by the Ministry of Urban Development since year 1998 to 2002. A total of Rs.2,270 m has to be recovered from 27 Local Authorities. While 90 % of the loans are being recovered and the rest is in dispute. Because most of the Market Centers implemented under this project are failures and the others are in dispute.

Table 5.1 : Recovery Progress (UDLIHP) – Last 05 Years

(Rs.Million)

Year	Recovery Capital	Recovery Interest
2016	97.1	70.9
2017	74.0	68.3
2018	84.5	67.6
2019	96.0	68.1
2020	100.9	62.0

ADB LOAN No.2201 SRI (SF)

LOCAL GOVERNMENT INFRASTRUCTURE IMPROVEMENT PROJECT (LGIIP)

As per the Asian Development Bank Loan No.2201 SRI (SF) (Local Government Infrastructure Improvement Project), LL&DF has entered into a Project Agreement in January 2006 with the ADB, to provide loan and grant component to LAA for improvement of Infrastructure and Service Delivery under following five categories.

1. Community Water Supply
2. Local Authority Roads
3. Solid Waste Management
4. Storm Water Drainage
5. Local Authority Institutional Infrastructure.

Ministry of Local Government & Provincial Councils is the executing agency under this project and LL&DF is implementing agency for Loan disbursement and recovery. US\$ 42.5 m. will be released under component B. This is 100% Loan from the Treasury to Local Loans & Development Fund, repayable in 32 years including a grace period of 8 years, at an interest rate of 1% p.a. during the grace period and 1.5% thereafter.

A very attractive grant varying from 40%- 60% is available to LAA. While the rest is a loan (33% - 53%) at the rate of 9% p.a. A heavy risk is given to LL&DF as the grant has to be manage out of the loan interest of 9%.

As subprojects feasibility based on future income generation of the LAs, FLIP and capacity building is an essential element to safeguard LL&DF loan recovery and to mitigate loan default risks involved. At the same time financial status of the LAs has to be improved to make them sustainable in order for timely repayment of loans. In addition LAs has to be viable organizations to obtain future loans from LL&DF. These are some of the prime objectives of the LGIIP.

The total value of Loan and grants issued to Local Authorities under this project is Rs. 4,654 Million.

Table 5.2: Distribution of Loan and Grants under the Local Government Infrastructure Improvement Project.

Type of Local Authorities	Loan Amount	%	Grant Component	%	Total	%
Municipal Councils	254	53	192	40	433	93
Urban Councils	263	43	306	50	543	93
Pradeshiya Sabhas	1,291	33	2,348	60	3,678	93
Total	1,808		2,846		4,654	



OPERATIONAL AND FINANCIAL REVIEW

06. OPERATIONAL AND FINANCIAL REVIEW

6.1 OPERATIONAL PERFORMANCE IN THE YEAR 2020

Rs.800 million was allocated in the institutional Budget in 2020 for the purpose of granting loans to the Local Authorities. During the year total Loans granted to 23 Local Authorities were Rs.614.3 million. These Loans are repayable during a period of 05-10 years at concessionary rates of interest. Loans granted summary as follows;

Table 6.1.1 : LOANS DISBURSEMENTS SUMMARY - YEAR - 2020

	Category	Interest Rate	Amount (Rs.)	No of Projects
01	Establishment of Road Maintenance Unit	9.0%	67,500,000	06
02	Construction of Crematoria	6.5%	4,986,000	01
03	Construction of Market Buildings	9.0%	462,832,178	05
04	Construction of Office Building & Public Library	7.0%	28,226,988	03
05	Development of Echo-Tourism	9.0%	3,620,440	01
06	Installation of Solar Pannel System	7.0%	10,181,600	03
07	Community Water Supply Projects	7.0%	17,000,000	01
08	Purchase of Vehicles for Solid Waste Management Projects	9.0%	16,680,000	01
09	Other Revenue Generating Projects	9.0%	3,309,276	02
	Total		614,336,482	23



**Table 6.1.2 : LOCAL LOANS AND DEVELOPMENT FUND
LOAN RELEASED AS AT 31.12.2020**

	Councils	Province	Amount (Rs.)	Community Water Supply Projects	Purchase of Vehicles for Solid Waste Management	Installation of Solar Panel	Developmen t of Echo - Tourism	Construction of Crematori um	Establishe ment of Road Maintenance Unit	Construction of Market Buildings	Construction of Office Building and Residence	Other Revenue Generating Projects
01	Warakapola P.S	SAB	6,229,462	-	-	-	-	-	-	-	6,229,462	-
02	Mulatiyana P.S	SP	10,000,000	-	-	-	-	-	10,000,000	-	-	-
03	Karuwalagaswewa P.S	NWP	17,000,000	17,000,000	-	-	-	-	-	-	-	-
04	Weligepola P.S	SAB	9,832,526	-	-	-	-	-	-	-	9,832,526	-
05	Walapane P.S	CP	2,284,000	-	-	-	-	-	-	-	-	2,284,000
06	Kandy M.C	CP	172,869,158	-	-	-	-	-	-	172,869,158	-	-
07	Katana P.S	WP	12,165,000	-	-	-	-	-	-	-	12,165,000	-
08	Kegalle P.S	SAB	1,319,020	-	-	-	-	-	-	1,319,020	-	-
09	Puttlam U.C	NWP	95,860,000	-	-	-	-	-	-	95,860,000	-	-
10	Wanathavilluwa P.S	NWP	20,000,000	-	-	-	-	-	20,000,000	-	-	-
11	Kotikawatta P.S	WP	16,680,000	-	16,680,000	-	-	-	-	-	-	-
12	Kotmale P.S	CP	3,620,440	-	-	-	3,620,440	-	-	-	-	-
13	Kurunegala M.C	NWP	4,986,000	-	-	-	-	4,986,000	-	-	-	-
14	Kuliyapitiya U.C	NWP	188,684,000	-	-	-	-	-	-	188,684,000	-	-
15	Pasgoda P.S	SP	7,500,000	-	-	-	-	-	7,500,000	-	-	-
16	Dehiattakandiya P.S	EP	1,025,276	-	-	-	-	-	-	-	-	1,025,276
17	Seethawaka P.S	WP	3,285,600	-	-	3,285,600	-	-	-	-	-	-
18	Thihagoda P.S	SP	3,380,000	-	-	3,380,000	-	-	-	-	-	-
19	Kalawana p.S	SAB	10,000,000	-	-	-	-	-	10,000,000	-	-	-
20	Beruwala P.S	WP	10,000,000	-	-	-	-	-	10,000,000	-	-	-
21	Bentota P.S	SP	4,100,000	-	-	-	-	-	-	4,100,000	-	-
22	Matara P.S	SP	10,000,000	-	-	-	-	-	10,000,000	-	-	-
23	Matara p.S	SP	3,516,000	-	-	3,516,000	-	-	-	-	-	-
Total			614,336,482	17,000,000	16,680,000	10,181,000	3,620,440	4,986,000	67,500,000	462,832,178	28,226,988	3,309,270



Table 6.1.3 : LOAN DISBURSEMENTS - PROVINCE WISE
YEAR -2020

Province	Amount (Rs.)	Percentage (%)
Western	42,130,600	7.0
Central	178,773,598	29.0
Eastern	1,025,276	0.2
Southern	38,496,000	6.3
Sabaragamuwa	27,381,008	4.5
North Western	326,530,000	53.0
Total	614,336,482	

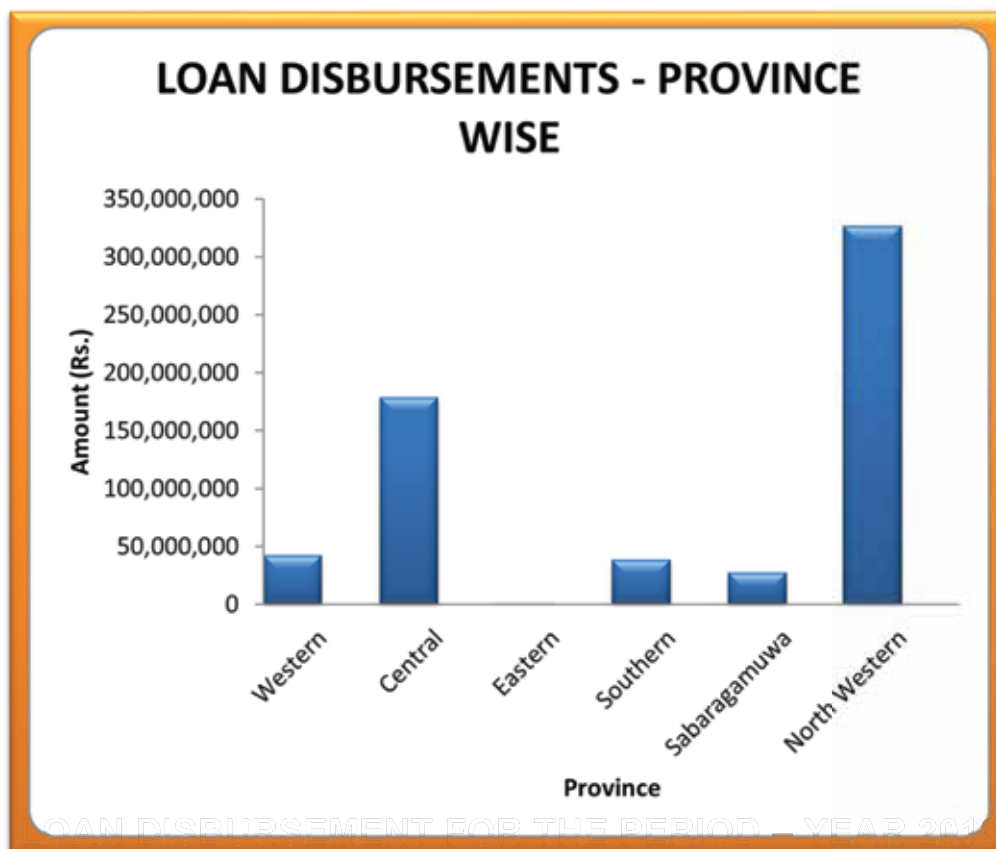


Chart 6.1.3 : Province Wise Loan Disbursement Summary



Table 6.1.4 : LOAN DISBURSEMENTS – YEAR 2020
COUNCIL WISE

Council	Amount (Rs.)	Percentage (%) of the Total
Municipal Councils	177,855,158	29
Urban Councils	284,544,000	46
Pradeshiya Sabas	151,937,324	25
Total	614,336,482	

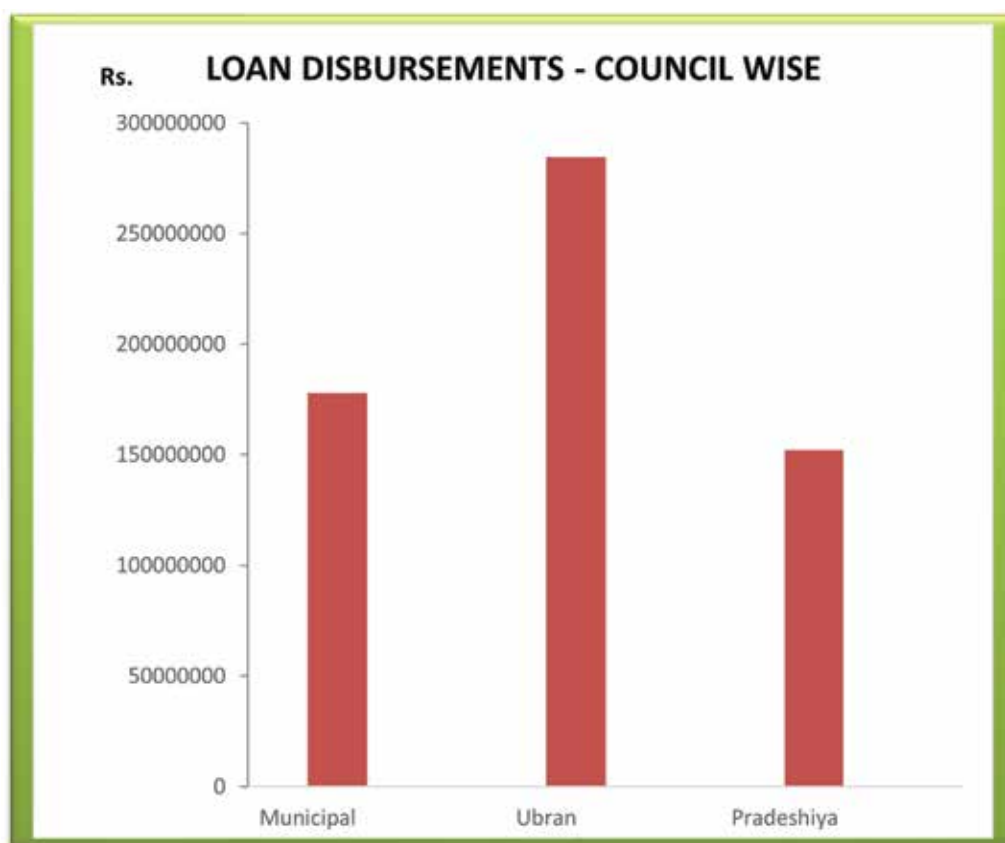


Chart 6.1.4 : Council Wise Loan Disbursement Summary

LOAN RECOVERIES

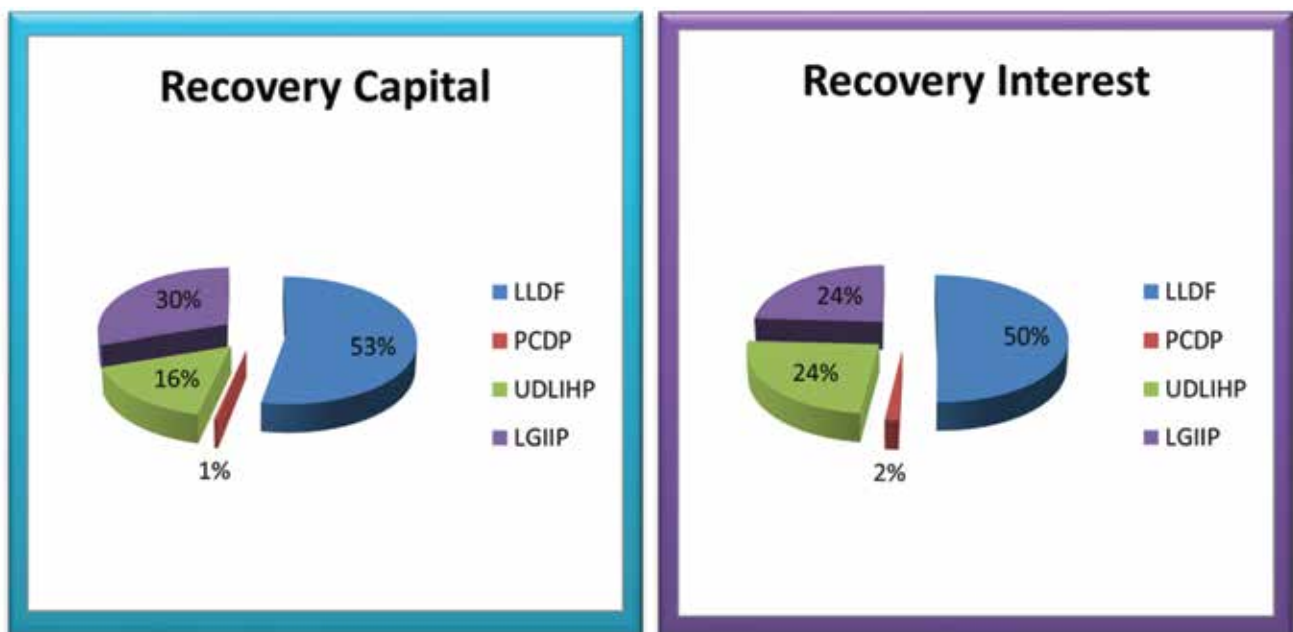
Rs.328.1 million and Rs.130.5 million was recovered being capital and interest due from loans granted by LLDF own Operations. Further Rs.100.9 million and Rs.62.0 million recovered, being capital and interest on ADB Loan No.1632.SRI (SF). Rs.2.5 million and Rs.4.0 million was recovered under PCDP as capital and interest during the year. Further Rs.186.2 million and Rs.62.5 million recovered, being capital and interest on ADB Loan No.2201 Local Government Infrastructure Improvement Project.

Table 6.1.5 : Loan Recovery Progress - 2020

(Rs.Million)

PROJECT	RECOVERY CAPITAL	RECOVERY INTEREST	TOTAL
LLDF	328.1	130.5	458.6
PCDP	2.5	4.0	6.5
UDLIHP	100.9	62.0	162.9
LGIIIP	186.2	62.5	248.7
TOTAL	617.7	259.0	876.7

Chart 6.1.5 : Loan Recovery Progress



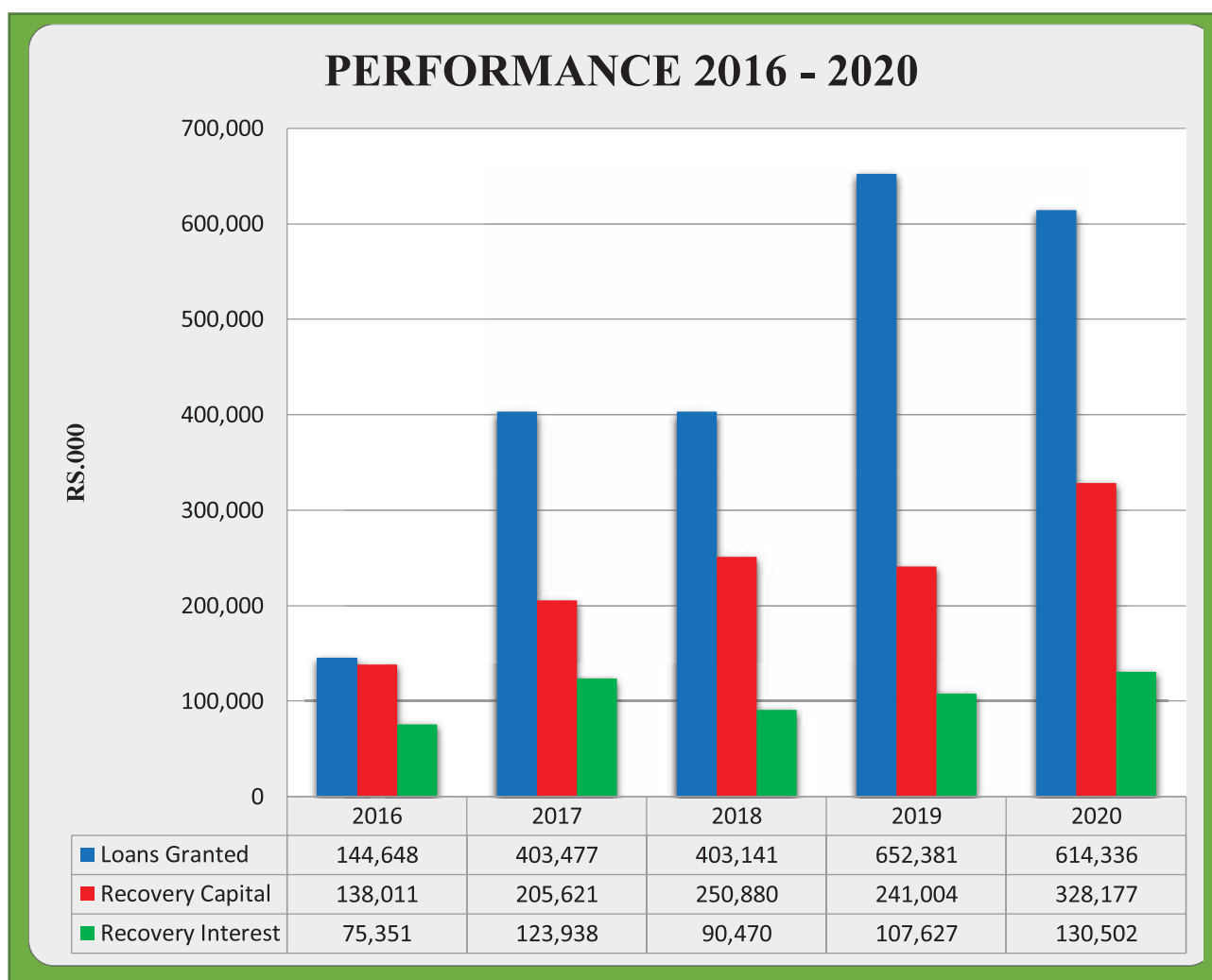
LLDF Local Loans and Development Fund
PCDP Perennial Crop Development Project
UDLIHP Urban Development & Low Income Housing Project
LGIIP Local Government Infrastructure Improvement Project



Local Loans and Development Fund
Table 6.1.6 : Performance 2016 – 2020
 (Except ADB Funded Projects)

Year	Loans Granted	Recovery capital	Recovery Interest
2016	144,648	138,011	75,351
2017	403,477	205,621	123,938
2018	403,141	250,880	90,470
2019	652,381	241,004	107,627
2020	614,336	328,177	130,502

Chart 6.1.6 : Performance 2016 - 2020





6:2 FINANCIAL REVIEW

INCOME – YEAR 2020

The fund has earned a Gross Income of Rs.143 million on operations (Including ADB funded projects). Net surplus before tax of Rs.67.4 million has been earned after making operational expenses and amortization of Rs.187 million (grant component is Rs.115 million) to LA's under LGIIP project. Further the impairment for loans and receivables for the year 2020 is Rs.7.6 million.

Table 6.2.1 : Summary of Financial Performance for last 05 Years

	2016	2017	2018	2019	(Rs.000) 2020
Revenue					
Interest Income	305,633	404,872	400,599	266,181	274,899
Interest Expences	(127,908)	(138,318)	(137,858)	(134,813)	(131,744)
Net Interest Income	177,725	266,554	262,741	131,367	143,154
Other Income	5,177	3,526	2,221	133,929	86,101
Administrative Expenses	(33,932)	(46,531)	(40,393)	(41,073)	(38,151)
Net Grant amortization	(54,773)	(223,549)	(187,976)	(153,588)	(115,998)
Operating Profit	94,196	(21,846)	36,593	69,998	75,106
Impairment for Loans and Other Losses	(142,363)	(210,633)	(4,583)	(4,687)	(7,646)
Financial Income	52,628	-	-	-	-
Profit Before Tax	4,461	12,916	32,008	65,948	67,460
Tax Expenses	(892)	3,168	(593)	(3,274)	(2,495)
Profit After Tax	3,569	16,083	32,601	69,222	69,955
Net Profit for the year	3,569	16,083	32,601	69,222	69,955
Retained Earnings At the Beginning of the year	(935,525)	15,814	32,803	69,385	69,122
Retained Earnings At the End of the year	(931,956)	15,814	32,803	69,385	69,122



REPAYMENT TO THE TREASURY – YEAR 2020

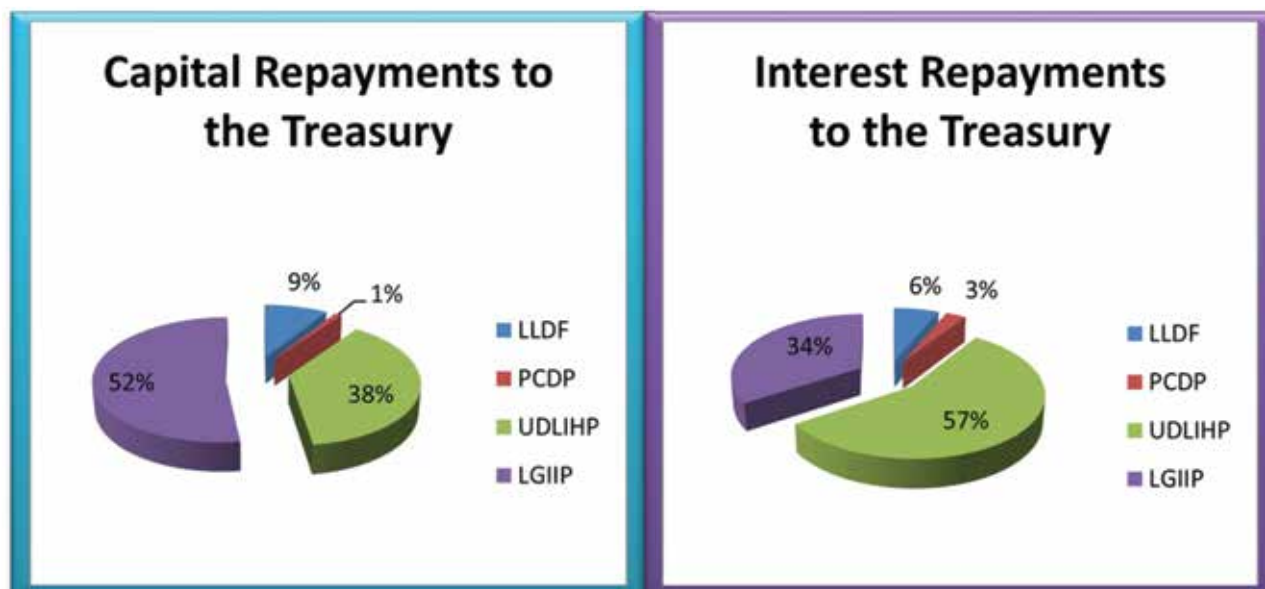
During the year Capital repayment to the Treasury was Rs.20.6 million, and the interest payment to the Treasury was Rs.8.8 million for loans obtained under LLDF and Rs.87.7 million has been paid to the Treasury as capital and Rs.78.3 million as interest under UDLIHP. The Rs.121.0 million has been paid to the Treasury as capital and Rs.47.4 has been paid to the Treasury as interest under LGIIP Loans. Further under ADB Loan No.899 SRI (SF) Rs.2.5 million has been paid to the Treasury as capital and Rs.4.0 million has been paid as interest.

Table 6.2.2 : Progress of Loan Repayments – year 2020

(Rs.Million)

PROJECT	CAPITAL REPAYMENT	INTEREST PAYMENTS	TOTAL
LLDF	20.6	8.8	29.4
PCDP	2.5	4.0	6.5
UDLIHP	87.7	78.3	166.0
LGIIP	121.0	47.4	168.4
Total	231.8	138.5	370.3

Chart 6.2.2 : Loan Recovery Progress



LLDF	Local Loans and Development Fund
PCDP	Perennial Crop Development Project
UDLIHP	Urban Development & Low Income Housing Project
LGIIP	Local Government Infrastructure Improvement Project

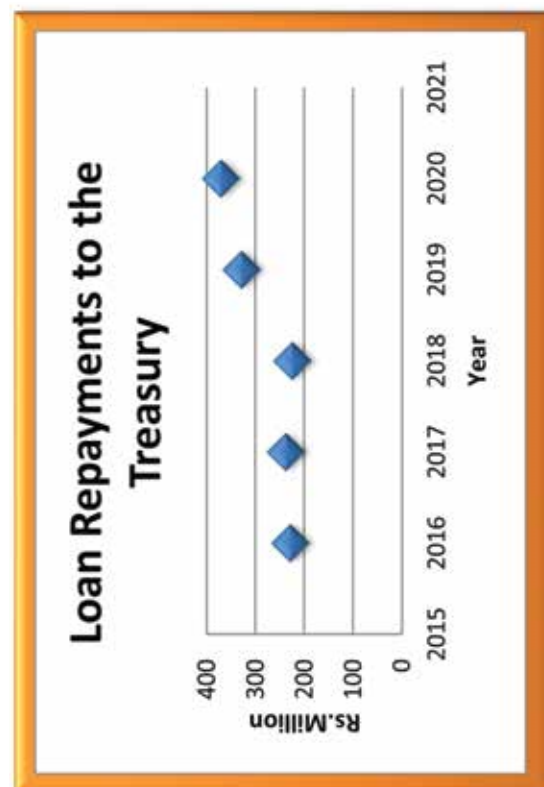
LOCAL LOAN AND DEVELOPMENT FUND

Table 6.2.3 : LOAN REPAYMENT TO THE TREASURY
2016 - 2020

Rs. Million

Year	Capital				Interest				Total
	LLDF	PCDP	UDLIHP	LGIIIP	LLDF	PCDP	UDLIHP	LGIIIP	
2016	21.9	3.90	74.1	1.7	15.2	4.8	72.3	35.4	229.3
2017	21.6	4.62	74.0	16.7	13.5	1.9	68.3	36.8	237.4
2018	21.3	2.13	73.6	20.6	11.9	4.4	64.1	26.3	224.3
2019	21.1	2.3	90.8	80.6	10.3	4.2	76.2	43.9	329.4
2020	20.6	2.5	87.7	121.0	8.8	4.0	78.3	47.4	370.3
Total	106.5	15.45	400.2	240.6	59.7	19.3	359.2	189.8	1,390.7

LLDF Local Loan and Development Funds
PCDP Preennial Crop Development Project
UDLIHP Urban Development and Low Income Housing Project
LGIP Local Government Infrastructure Improvement Project





LOCAL LOAN & DEVELOPMENT FUND
Table 6.2.4 : LOAN REPAYMENTS TO THE TREASURY
(LLDF LOANS) 2016 – 2020

Rs. 000

Year	Capital	Interest
2016	21.9	15.2
2017	21.6	13.6
2018	21.3	11.9
2019	21.1	10.3
2020	20.6	8.8

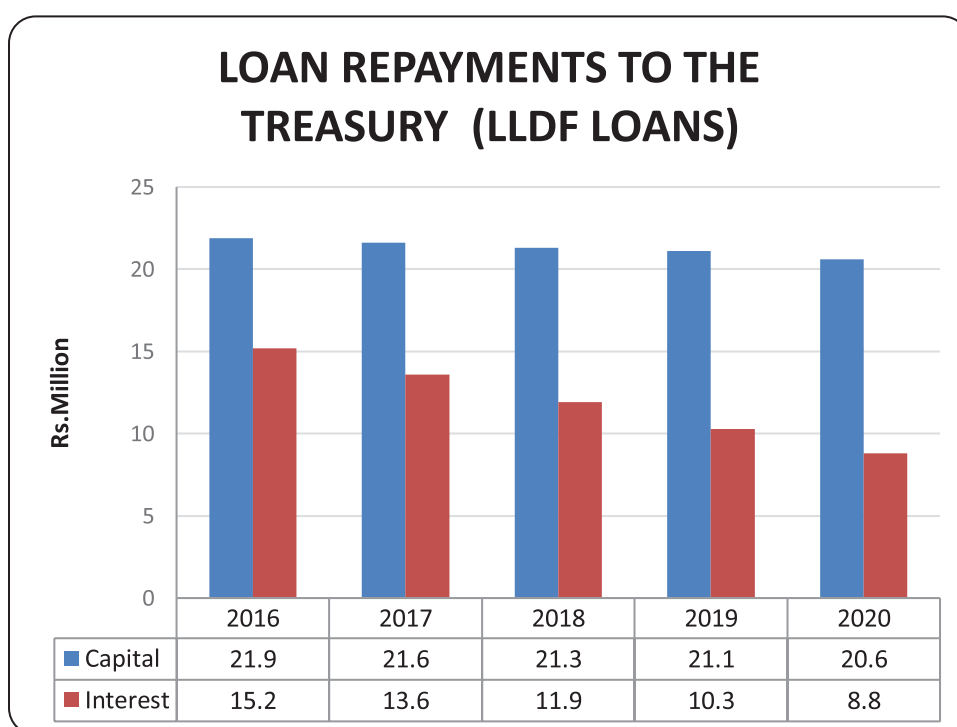


Chart 6.2.4 : Loan Repayment to the Treasury (LLDF)

**Table 6.2.5 : LOAN REPAYMENTS TO THE TREASURY
2016 – 2020**
PERENNIAL CROP DEVELOPMENT PROJECT (PCDP)

Rs. Million

Year	Capital	Interest
2016	3.90	4.8
2017	4.62	1.9
2018	2.13	4.4
2019	2.33	4.2
2020	2.5	4.0

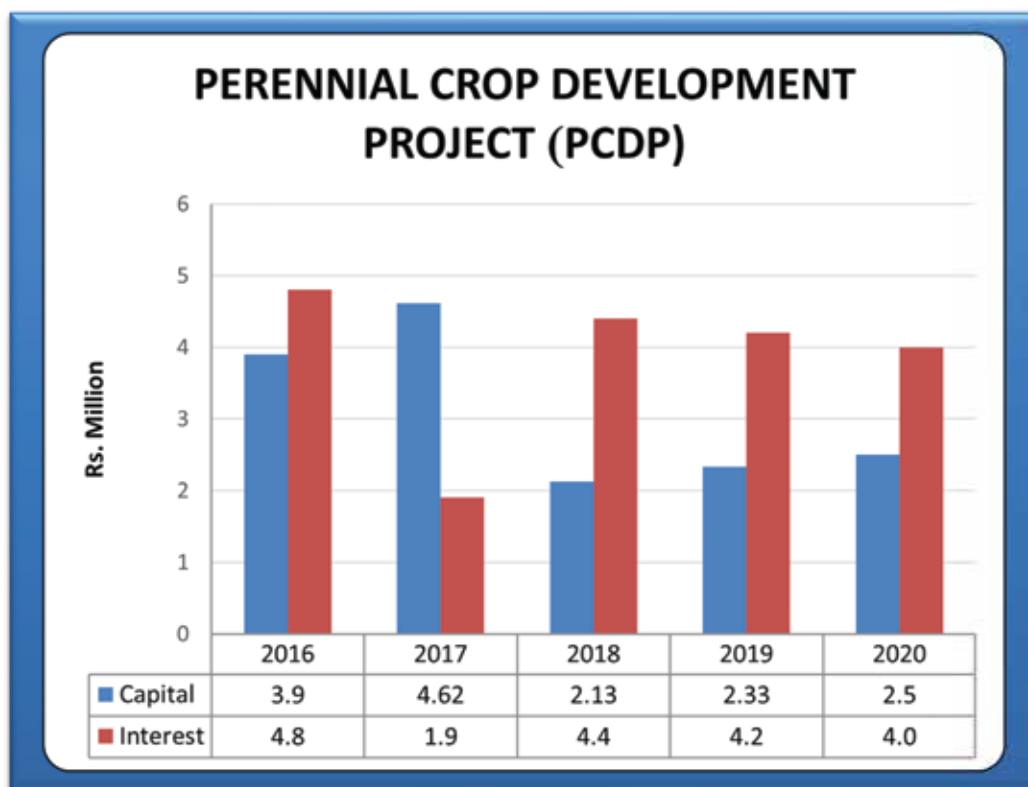


Chart 6.2.5 : Loan Repayment to the Treasury (PCDP)



**Table 6.2.6 : LOAN REPAYMENTS TO THE TREASURY
2016 – 2020
URBAN DEVELOPMENT AND LOW INCOME HOUSING
PROJECT (UDLIHP)**

Rs. 000		
Year	Capital	Interest
2016	74.1	72.3
2017	74.0	68.3
2018	73.6	64.1
2019	90.8	76.2
2020	87.7	78.3

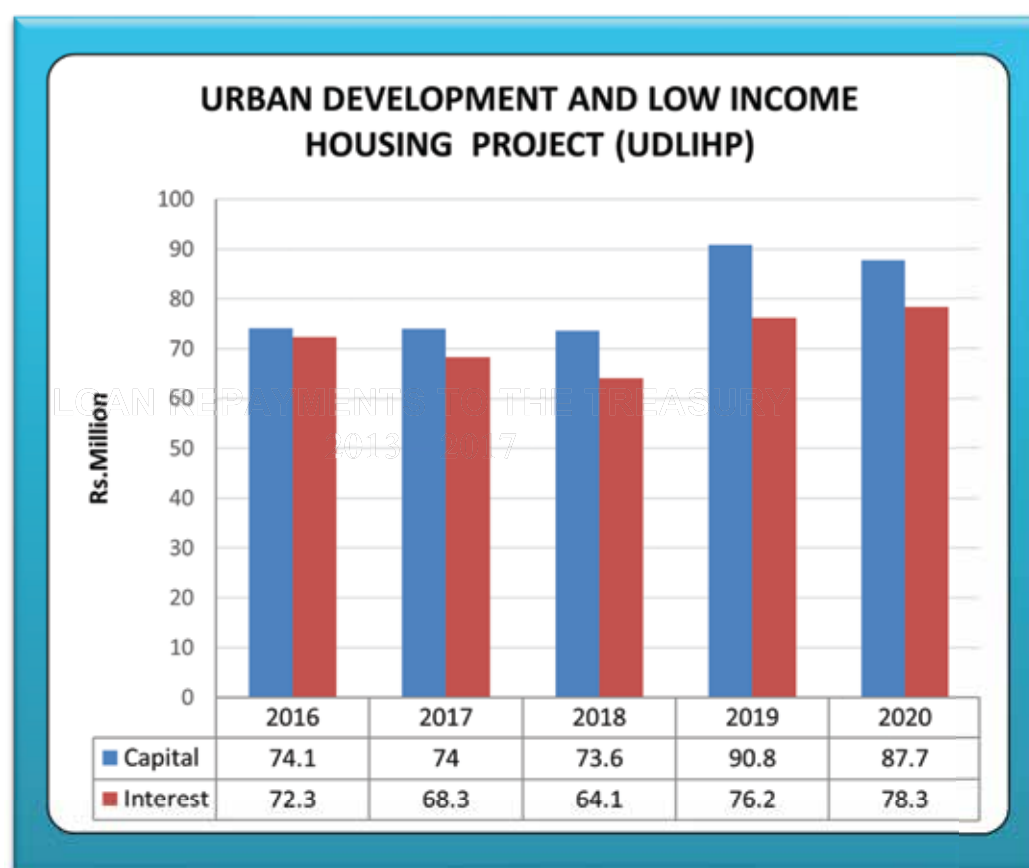


Chart 6.2.6 : Loan Repayment to the Treasury (UDLIHP)

**Table 6.2.7 : LOAN REPAYMENTS TO THE TREASURY
2016 – 2020**
**LOCAL GOVERNMENT INFRASTRUCTURE IMPROVEMENT
PROJECT (LGIIP)**

Rs. Million

Year	Capital	Interest
2016	1.7	35.4
2017	16.7	36.8
2018	20.6	26.3
2019	80.6	43.9
2020	121.0	47.4

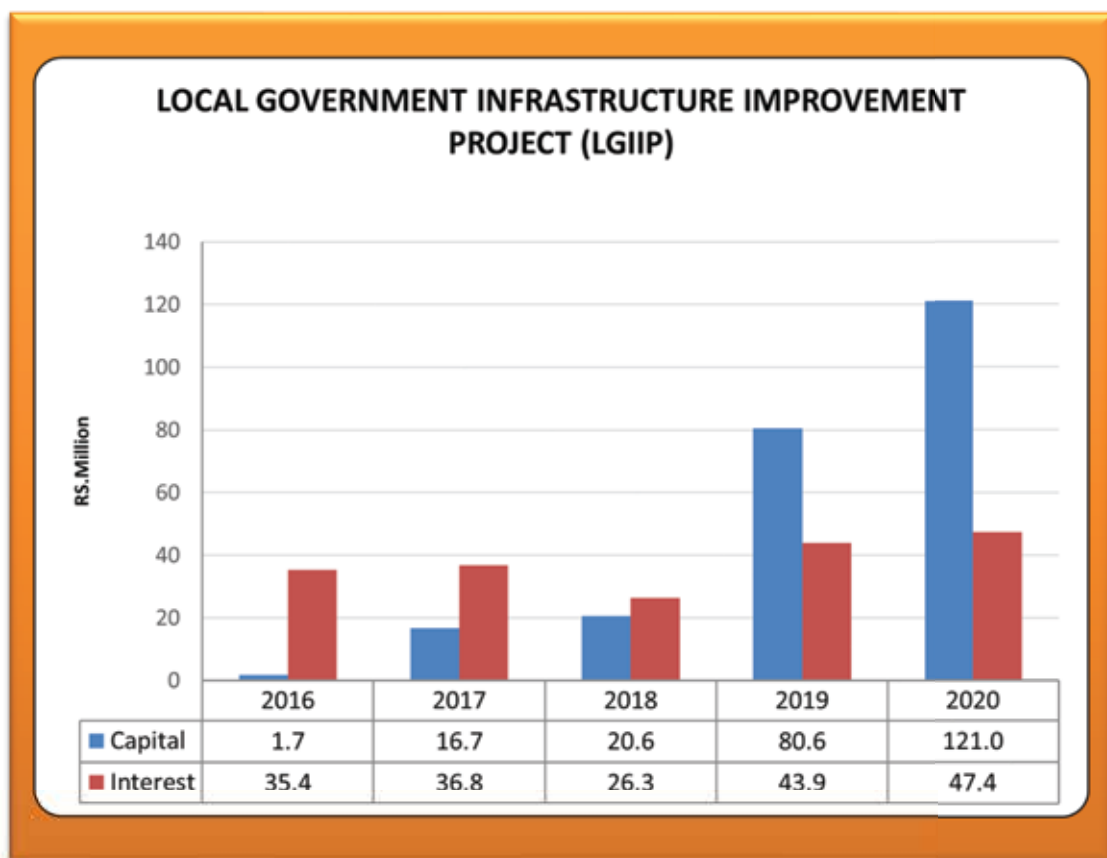


Chart 6.2.7 : Loan Repayment to the Treasury (LGIIP)



07. AUDIT AND MANAGEMENT COMMITTEE REPORT - 2020

The Audit & Management Committee of the Local Loans and Development Fund is appointed by the Board of Commissioners as per Public Enterprises Circular No PED/55 of 14.12.2010. The Audit & Management Committee consists of Two Non-Executive Directors and Ministry Internal Auditor. The Committee chaired by the Treasury Representative to the Board of Commissioners and Superintendent of Audit represent the Auditor General, as an observer.

(01) Financial Statements for the year 2019

Financial Statements for 2019 was tabled and reviewed.

(02) Reviewed Detailed Audit Report for the year 2019

Reviewed the detailed Auditor General's Report for the year 2019 and instructions given to the management to take actions to rectify the issues and deficiencies pointed out in the report.

(a) Post of the Director of the Institution

Granting instructions to revise the scheme of recruitment of the institution enabling to appoint an officer permanently to the post of Director, since appointments are made constantly from year 2010 to act in the post of Director of this institution

(b) Payment of salaries and travelling allowances to the Acting Director/ Chief Executive Officer inconsistent to the laws, rules and regulations.

Granting instructions to take necessary action for the recovery of salaries and travelling allowances obtained inconsistent to laws, rules and regulations in 2015- 2016 by Mr. S.A.N.R.Subasingha, an officer in Accountant Service, who was an acting Director of the institution

(03) Annual Report - Year 2019

Providing guidance and counsel to present the Annual Report 2019 to the Parliament.

(04) Monitored compliance with the statute, regulations, rules and circulars

Instructions issued for the preparation of the Corporate Plan. C.E.O was instructed to obtain Board approval for delegation of functions for financial control for year 2021 as per the F.R 135.

(05) Effectiveness of systems and controls

Management was advised that the budgets in operation to be further developed in order to operate as a control system. The recovery procedure of outstanding loans should also be reviewed and the C.E.O was instructed to take the necessary steps.

(06) Internal Auditor

The Committee has proposed to necessity of a Internal Auditor for LLDF. The Internal Auditor of the Ministry has been appointed as the Internal Auditor of the Fund on the recommendation of the Board of Commissioners.

(07) Recovery of Non Performing Loans

Actions has been taken to summon the heads of Local Authorities and Heads of the Provincial Level to discuss the overdue Loans and Committee recommendation was to reschedule the loans. Further Committee recommended to the Board to take legal action against the default parties.

(08) Software for Loan and Financial Management

LL&DF is supposed to be the leading financial provider for Local Community making significant impact on Local Level infrastructure development would equip itself with innovative Loan & Financial Management software that will help LL&DF to optimize it's IT setup and secure a lasting advantage in ever competitive finance sector. Accordingly action has been taken to upgrade the existing Loan Management System and advised to report on the current progress of the computer system.

(09) Reviewed external Audit Query – 2019/2020

Instructions has been given to the management and guide the relevant matters to be corrected by discussing the matters highlighted in the Audit queries.



(10) Sustainable Development Goals

Instructions given to the Management to prepare Key Performance Indicators (KPI's) to evaluate all employees of the Organization.

Committee Members - Year 2020

Mr.M.A.M.Anfas	Treasury Representative	Chairman
Ms.J.M.C.Jayanthi Wijethunga	Chief Secretary (Western Province)	Member
Mr.A.D.K.Guruge	Hon.Minister's Nominee	Member
Mr.A.Danapala	Auditor General's Dept.	Observer
Ms.Niranga Premathilake	Internal Auditor, Ministry of Finance	Convener





FINANCIAL STATEMENTS AND INFORMATION

Report of the Auditor General

Report of the Auditor General on the Financial Statements and Other Legal and Regulatory Requirements of the Local Loan Development Fund for the year ended 31 December 2020 in terms of Section 12 of the National Audit Act, No. 19 of 2018.

1. Financial Statements

1.1 Qualified Opinion

The audit of the financial statements of the Local Loans Development Fund for the year ended 31 December 2020 comprising the statement of financial position as at 31 December 2020 and cash flow statement for the year then ended, and notes to the financial statements, including a summary of significant accounting policies, was carried out under my direction in pursuance of provisions in Article 154(1) of the Constitution of the Democratic Socialist Republic of Sri Lanka read in conjunction with provisions of the National Audit Act No. 19 of 2018 and Finance Act No. 38 of 1971. My report to Parliament in pursuance of provisions in Article 154 (6) of the Constitution will be tabled in due course.

In my opinion the accompanying financial statements give a true and fair view of the financial position of the Local Loan Development Fund as at 31 December 2020, and of its financial performance and its cash flows for the year then ended in accordance *with Sri Lanka Accounting Standards*.

1.2 Basis for Qualified Opinion

I conducted my audit in accordance with Sri Lanka Auditing Standards (SLAuSs). My responsibilities, under those standards are further described in the Auditor's Responsibilities for the Audit of the Financial Statements section of my report. I believe that the audit evidence I have obtained is sufficient and appropriate to provide a basis for my qualified opinion.

1.3. Other information included in the Annual Report of 2020

The other information means information included in the Annual Report 2020 of the Local Loan Development Fund, which is to be submitted to me after the date of this Audit Report, but not included in the Financial Statements and the my Audit Report in this regard. The Management should be responsible for these other information.



Other information are not covered by my opinion on the financial statement and I do not make any certification or opinion in this regard.

My responsibility in relation to the financial statements is to read identified other information wherever possible and also to consider whether are not reconciled quantitatively in terms with the financial statements or other knowledge gained by me during the audit or any other way.

If it is determined that there are material misstatement when the Annual Report of 2020 of Local Loan Development Fund is read, they should be informed to the parties responsible for the administration for necessary rectifications. If there are misstatements, which are not further rectified, they will be included in the report to be tabled at the Parliament by me in due course as per Article 154 (6) of the Constitution.

1.4 Responsibilities of Management and Those Charged with Governance for the Financial Statements

Management is responsible for the preparation of financial statements that give a true and fair view in accordance with Sri Lanka Accounting Standards, and for such internal control as management determine is necessary to enable the preparation of financial statements that are free from material misstatement, whether due to fraud or error.

In preparing the financial statements, management is responsible for assessing the Fund's ability to continue as a going concern, disclosing, as applicable, matters related to going concern and using the going concern basis of accounting unless management either intends to liquidate the Fund or to cease operations, or has no realistic alternative but to do so.

Those charged with governance are responsible for overseeing the Fund's financial reporting process.

As per Section 16(1) of the National Audit Act No. 19 of 2018, the Fund is required to maintain proper books and records of all its income, expenditure, assets and liabilities, to enable annual and periodic financial statements to be prepared of Fund.

1.5 Auditor's Responsibilities for the Audit of the Financial Statements

My objective is to obtain reasonable assurance about whether the financial statements as a whole are free from material misstatement, whether due to fraud or error, and to issue an auditor's report that includes my opinion. Reasonable assurance is a high level of assurance, but is not a guarantee that an audit conducted in accordance with Sri Lanka Auditing Standards will always detect a material misstatement when it exists. Misstatements can arise from fraud or error and are considered material if, individually or in the aggregate, they could reasonably be expected to influence the economic decisions of users taken on the basis of these financial statements.

As part of an audit in accordance with Sri Lanka Auditing Standards, I exercise professional judgment and maintain professional scepticism throughout the audit. I also:

- Identify and assess the risks of material misstatement of the financial statements, whether due to fraud or error, design and perform audit procedures responsive to those risks, and obtain audit evidence that is sufficient and appropriate to provide a basis for my opinion. The risk of not detecting a material misstatement resulting from fraud is higher than for one resulting from error, as fraud may involve collusion, forgery, intentional omissions, misrepresentations, or the override of internal control.
- Obtain an understanding of internal control relevant to the audit in order to design audit procedures that are appropriate in the circumstances, but not for the purpose of expressing an opinion on the effectiveness of the Company's internal control.
- Evaluate the appropriateness of accounting policies used and the reasonableness of accounting estimates and related disclosures made by the management.
- Conclude on the appropriateness of the management's use of the going concern basis of accounting and based on the audit evidence obtained, whether a material uncertainty exists related to events or conditions that may cast significant doubt on the Company's/ Corporation's/ Board's/ Authority's (*As applicable*) ability to continue as a going concern. If I conclude that a material uncertainty exists, I am required to draw attention in my auditor's report to the related disclosures in the financial statements or, if such disclosures are inadequate, to modify my opinion. My conclusions are based on the audit evidence obtained up to the date of my auditor's report. However, future events or conditions may cause the Company/ Corporation/ Board/ Authority (*As applicable*) to cease to continue as a going concern.



- Evaluate the overall presentation, structure and content of the financial statements, including the disclosures, and whether the financial statements represent the underlying transactions and events in a manner that achieves fair presentation.

I communicate with those charged with governance regarding, among other matters, significant audit findings, including any significant deficiencies in internal control that I identify during my audit.

2. Report on Other Legal and Regulatory Requirements

2.1. National Audit Act, No. 19 of 2018 includes specific provisions for following requirements.

2.1.1. I have obtained all the information and explanation that required for the audit and as far as appears from my examination, proper accounting records have been kept by the Fund as per the requirement of section 12 (a) of the National Audit Act, No. 19 of 2018.

2.1.2. The financial statements presented is consistent with the preceding year as per the requirement of section 6 (1) (d) (iii) of the National Audit Act, No. 19 of 2018.

2.1.3. The financial statements presented includes all the recommendations made by me in the previous year as per the requirement of section 6 (1) (d) (iv) of the National Audit Act, No. 19 of 2018.

2.2. Based on the procedures performed and evidence obtained were limited to matters that are material, nothing has come to my attention;

2.2.1. to state that any member of the governing body of the Fund has any direct or indirect interest in any contract entered into by the Fund which are out of the normal cause of business as per the requirement of section 12 (d) of the National Audit Act, No. 19 of

2.2.2. to state that the Fund has not complied with any applicable written law, general and special directions issued by the governing body of the Fund as per the requirement of section 12 (f) of the National Audit Act, No. 19 of 2018;



2.2.3. to state that the Fund has not performed according to its powers, functions and duties as per the requirement of section 12 (g) of the National Audit Act, No. 19 of 2018

2.2.4. to state that the resources of the Fund had not been procured and utilized economically, efficiently and effectively within the time frames and in compliance with the applicable laws as per the requirement of section 12 (h) of the National Audit Act, No. 19 of 2018 except for the following observations ;

(a) Even though the Fund has granted approval to issue loan to the total value of Rs. 268,627,600 for 15 various projects of Local Government Institutions in year 2020, payments have only been initiated only 2 projects to the value of Rs. 37,600,000. By the end of the year only 55.26% i.e. Rs. 20,780,000 has been paid.

(b) Even though the loans have been approved for 139 various projects by the Fund from year 2014 to 2020, 48 out of the above projects have been rejected by the Local Government Institutions.

(c) Even though 33 loan projects to the total value of Rs. 1,916,490,000 have been approved during year 2019, 19 projects out of the above i.e. 57% to the total value of Rs. 991,690,000 have been cancelled in the year and therefore it was observed that the process for granting approval for loans should be revised after reviewing.

(d) The loan to the total value of Rs. 272,715,503 for 16 projects as at 31 December 2020 has been shown as inactive loans and the period of avoiding relevant payment has marked a range from 31/2 years up to 22 years. Even though the value of inactive loans of the year under review has marked a decrease comparatively to the total value of Rs. 419,177,427 of loan balances of inactive loans existed in the year prior to the year under review, the action taken to make the inactive loans active is not adequate.

W.P.C. Wickramaratne
Auditor General



LOCAL LOANS AND DEVELOPMENT FUND
STATEMENT OF COMPREHENSIVE INCOME
For The Period ended 31 December 2020

		2020	2019
	Notes	(Rs.)	(Rs.)
Interest Income	4	274,899,048	266,181,649
Interest Expense	5	131,744,730	134,813,672
Net Interest Income		143,154,319	131,367,977
Other Operating Income	6	86,101,946	133,929,246
Total Operating Income		229,256,264	265,297,223
Impairment Charges	13	7,646,096	4,687,918
Net Operating Income		221,610,168	260,609,304
Personnel expenses	7	26,614,719	25,997,958
Depreciation PPE	14	1,485,164	2,999,786
Grant Amortization	8	115,998,584	153,588,013
Other Operating Expenses	9	10,051,521	12,075,288
Operating Profit Before Tax		67,460,179	65,948,259
Tax Expense	10	(2,495,352)	(3,274,354)
Profit For The Year		69,955,531	69,222,613
<u>Other Comprehensive Income</u>			
Actuarial loss on Define benefit plan	18	832,666	(163,173)
Total Comprehensive Income		69,122,865	69,385,786



LOCAL LOANS AND DEVELOPMENT FUND

STATEMENTS OF FINANCIAL POSITION

Year ended 31 December 2020

		2020	2019
	Notes	(Rs.)	(Rs.)
ASSETS			
Cash and Cash Equivalents	11	172,730,801	128,859,193
Balances with Banks	12	998,000,000	1,068,000,000
Loan and Receivables	13	3,418,230,960	3,424,739,146
Property Plant and Equipments	14	2,793,524	4,566,271
Deffered Tax Asset	17.1	9,543,736	7,048,384
Other Assets	15	206,139,809	375,839,910
TOTAL ASSETS		4,807,438,829	5,009,052,905
EQUITY AND LIABILITIES			
LIABILITIES			
Interest bearing Borrowings & Treasury Payables	16	4,846,265,690	5,084,930,312
Current Tax liability	17	-	-
Deffered Tax liability	17.1	-	-
Post employment benefit obligation	18	5,205,473	3,561,733
Other liability	19	61,164,460	96,579,645
TOTAL LIABILITIES		4,912,635,622	5,185,071,690
EQUITY			
Retain Earnings		(105,196,793)	(176,018,785)
TOTAL LIABILITIES AND EQUITY		4,807,438,829	5,009,052,905

These Financial Statements have been prepared in accordance with Sri Lanka Accounting Standards and certify that the above financial statements give a true and fair view of the state of affairs of Local Loans & Development Fund as at 31st December 2020 and its surplus for the period then ended.

S.M.D.B. Samarakoon
Act. Chief Executive Officer

K.A.D.D. Kahandawala
Deputy Director (Finance & Administration)

The Board of Commissioner's is responsible for the preparation and presentation of these Financial Statements. Signed for and on behalf of the Board by;

R.M.P. Rathnayake
Chairman

M.A.M. Anfas
Treasury Representative

25th February 2021
Colombo



LOCAL LOANS AND DEVELOPMENT FUND
STATEMENTS OF CASH FLOWS
Year ended 31 December 2020

	2020 (Rs.)	2019
Notes		
Cash flows from operating activities		
Profit Before Tax	67,460,179	65,948,259
Adjustments for;		
Depreciation & Amortization	117,483,748	156,587,800
Impairment Charges	7,646,096	4,687,918
Grant Amortization Income	-	-
Other Income	-	-
Gratuity & Accrued Expense	1,231,900	976,527
Interest Expense	131,744,730	134,813,672
Operating profit before working capital changes	325,566,654	363,014,175
(Increase)/Decrease other assets	169,700,101	210,946,786
Increase/(Decrease) other liability	(157,744,104)	(252,498,826)
Cash generated from operations	337,522,651	321,462,135
Net proceeds of loan debtors	5,440,138	(125,340,694)
Tax paid	-	-
Gratuity paid	-	-
Net cash generated /(used in) from operating activities	342,962,789	196,121,441
Cash flows from investing activities		
Purchase PPE	-	(567,211)
Proceeds from sale of PPE	-	-
Net purchase intangible assets	-	(69,554)
Net Investments	80,988,196	197,581,620
Investment Income received	(9,670,024)	(33,288,195)
Net cash generated /(used in) from investing activities	71,318,172	163,656,660
Cash flows from financing activities		
Net borrowings	(370,409,352)	(296,855,759)
Net cash generated /(used in) from financing activities	(370,409,352)	(296,855,759)
Net increase /(Decrease) in Cash & Cash Equivalent	43,871,609	(62,922,343)
Cash & Cash Equivalent at the beginning of the year	128,859,193	65,936,851
Cash & Cash Equivalent at the end of the year	172,730,801	128,859,193
Cash & Cash Equivalent	172,730,801	128,859,193
	172,730,801	128,859,193



LOCAL LOANS AND DEVELOPMENT FUND

STATEMENT OF CHANGES IN EQUITY

Year ended 31 December 2020

	Retained Earnings Rs.	Total Equity Rs.
Balance as at 1 January 2019	(243,042,602)	(243,042,602)
Adjustment to Retain Earnings	(2,361,969)	(2,361,969)
Profit for the year	69,222,613	69,222,613
Other comprehensive income (net of tax)	163,173	163,173
Balance as at 31 December 2019	<u>(176,018,785)</u>	<u>(176,018,785)</u>
As at 01st Jan 2020	(176,018,785)	(176,018,785)
Adjustment to Retain Earnings	33,795	33,795
Profit for the year	69,955,531	69,955,531
Other comprehensive income (net of tax)	832,666	832,666
Balance as at 31 December 2020	<u>(105,196,793)</u>	<u>(105,196,793)</u>



LOCAL LOANS AND DEVELOPMENT FUND

NOTES TO THE FINANCIAL STATEMENTS

Year ended 31 December 2020

4 INTEREST INCOME

	2020	2019
	Rs.	Rs.
Interest from loans and advances	274,899,048	266,181,649
	274,899,048	266,181,649

	2020	2019
	Rs.	Rs.
Interest expense for treasury borrowings	131,744,730	134,813,672

	2020	2019
	Rs.	Rs.
6 OTHER OPERATING INCOME		
Investment Income	82,866,162	130,673,892
Employee Loan Interest	872,360	1,035,535
Penalty Income(Liquidated damages) & Other	2,363,423	2,219,818
	86,101,946	133,929,246

	2020	2019
	Rs.	Rs.
7 PERSONNEL EXPENSES		
Salaries & Other benefits	22,890,317	22,570,577
EPF & ETF	2,913,329	2,747,069
Gratuity expense	811,074	680,312
	26,614,719	25,997,958

	2020	2019
	Rs.	Rs.
8 GRANT AMORTIZATION-LGIIP		
Debit Grant	159,544,271	211,244,714
Less: Credit Grant	43,545,687	57,656,701
Net Grant Amortization	115,998,584	153,588,013

	2020	2019
	Rs.	Rs.
9 OTHER OPERATING EXPENSES		
Office administration & establishment expenses	9,976,953	11,567,238
Professional & legal expenses	74,586	508,050
Auditor's remuneration	-	-
	10,051,521	12,075,288



LOCAL LOANS AND DEVELOPMENT FUND

NOTES TO THE FINANCIAL STATEMENTS

Year ended 31 December 2020

	2020 Rs.	2019 Rs.
10 TAX EXPENSES		
Current tax provision	-	-
Under Provision / (Over Provision) of Current Taxes	-	-
Deferred Tax Expense/(Income)	<u>2,495,352</u>	<u>3,274,354</u>
	<u>2,495,352</u>	<u>3,274,354</u>
10.1 Accounting profit /(loss) before tax	67,460,179	65,948,259
Aggregated disallowed items	9,942,334	8,368,017
Aggregated allowable items	<u>(1,364,548)</u>	<u>(3,340,595)</u>
Adjusted profit from Business	76,037,966	70,975,680
Interest income	<u>(82,866,162)</u>	<u>(130,673,892)</u>
Total statutory income	<u>(6,828,196)</u>	<u>(59,698,212)</u>
Less -Allowable losses	-	-
Taxable income	<u>(6,828,196)</u>	<u>(59,698,212)</u>
10.2 Statutory Tax Rate		
Current income tax expenses	-	-
(Tax Liability for the period @ rate - 10%)		
Income tax is calculated the rates mentioned as above of the assessable profit for the year.		



LOCAL LOANS AND DEVELOPMENT FUND

NOTES TO THE FINANCIAL STATEMENTS

Year ended 31 December 2020

	2020	2019
	Rs.	Rs.
11 CASH AND CASH EQUIVALENTS		
Savings account with banks	112,382,234	9,830,363
Current account with banks	60,348,568	60,528,830
Reverse Repurchase	-	58,500,000
	172,730,801	128,859,193
	2020	2019
	Rs.	Rs.
12 BALANCES WITH BANKS		
Fixed deposits with banks	998,000,000	1,068,000,000
	998,000,000	1,068,000,000
13 LOANS AND RECEIVABLES	2020	2019
	Rs.	Rs.
Loan receivables (Note 13.1)	4,323,322,136	4,322,184,226
Less : Allowance for Impairment (Note 13.2)	905,091,176	897,445,080
	3,418,230,960	3,424,739,146
13.1 Analysis - (By Projects)		
LLDF	1,928,829,985	1,642,681,783
LGIIP	696,755,931	882,061,984
PCDP	81,299,732	83,872,634
UDLIHP	1,590,088,617	1,687,927,207
NWSDB	5,752,255	6,233,130
Staff Loans	20,595,616	19,407,488
	4,323,322,136	4,322,184,226
13.2 Movement in impairment charge during the year		
As at 1 January	897,445,080	892,757,162
Written off during the year		
Charge for the year	7,646,096	4,687,918
As at 31 December	905,091,176	897,445,080



LOCAL LOANS AND DEVELOPMENT FUND

NOTES TO THE FINANCIAL STATEMENTS

Year ended 31 December 2020

14 PROPERTY PLANT AND EQUIPMENTS

Cost

Description	Cost as at 01.01.2020	Additions	Disposals/Transfer	Cost as at 31.12.2020
Office Equipment	1,725,753	-	-	1,725,753
Furniture and Fittings	1,748,813	-	-	1,748,813
Computer Hardware & Software	10,091,398	-	-	10,091,398
Motor Vehicle	7,995,000	-	-	7,995,000
Total	21,560,964	-	-	21,560,964

Accumulated Depreciation

Description	Balance as at 01.01.2020	Depreciation for the year	Disposals/Transfer	Balance as at 31.12.2020
Office Equipment	919,058	244,961	-	1,164,019
Furniture and Fittings	852,678	146,829	-	999,507
Computer Hardware & Software	7,515,540	1,093,375	-	8,608,914
Motor Vehicle	7,995,000	-	-	7,995,000
Total	16,994,693	1,485,164	-	18,767,441

Written Down Value

4,566,2712,793,524



LOCAL LOANS AND DEVELOPMENT FUND NOTES TO THE FINANCIAL STATEMENTS

Year ended 31 December 2020

	2020	2019
15 OTHER ASSETS	Rs.	Rs.
Liquidated Damage Receivable	1,480,731	1,480,731
LGIIP Grant to Local Authorities	144,289,463	303,833,734
Inventory	114,082	108,042
Other Receivables	60,255,533	70,417,403
	206,139,809	375,839,910
	2020	2019
16 INTEREST BEARING BORROWINGS & TREASURY PAYABLES	Rs.	Rs.
LLDF	108,580,057	129,161,689
LGIIP	3,285,594,291	3,406,611,719
PCDP	48,647,314	51,204,216
UDLIHP	1,403,444,028	1,497,952,688
	4,846,265,690	5,084,930,312
17 CURRENT TAX LIABILITY	2020	2019
	Rs.	Rs.
Balance as at the beginning of the Year	(10,461,178)	(16,691,149)
Add : Provision for the Current Year/Adjustment under provision	-	-
Less: Payment made during the Year	-	-
Withholding Tax	6,807	6,229,971
	(10,454,370)	(10,461,178)
17.1 Deffered tax Assst / (Liability)	2020	2019
	Rs.	Rs.
Deffered Tax Assets	7,684,904	117,215
Deffered Tax Liabilities	(1,858,832)	(7,165,599)
	(9,543,736)	(7,048,384)
18 POST EMPLOYMENT BENEFIT OBLIGATION	2020	2019
As at 1st January	3,561,733	3,044,594
Amount recognize in income statement (Note 18.1)	811,074	680,312
Amount recognize in other comprehensive income	832,666	(163,173)
Payments made during the year	-	-
As at 31st December	5,205,473	3,561,733



LOCAL LOANS AND DEVELOPMENT FUND

NOTES TO THE FINANCIAL STATEMENTS

Year ended 31 December 2020

	2020	2019
18.1 Amount recognize in income statement		
Current service cost	437,092	314,961
Interest cost	373,982	365,351
	<u>811,074</u>	<u>680,312</u>
18.2 The principal assumptions used for compute the gratuity liability are as follows:		
Rate of interest	7.6%	12.0%
Salary increment rate	Fixed increment	Fixed increment
Staff turnover	per annum	per annum
Retirement age	5.3%	10%
	<u>60 years</u>	<u>60 years</u>



18.3 Sensitivity of Assumptions Employed in Computation

A quantitative sensitivity analysis for significant assumption as at 31 December 2020 is as shown below:

Assumptions	Discount rate		2019
	1% increase	1% decrease	
Sensitivity Level			
Impact on defined defined benefit liability	4,885,951	5,566,253	
	2020		
19 OTHER LIABILITIES	Rs.	Rs.	
GOSL Grant	39,382,071	82,927,758	
LGIIP-Capital Grant	5,314,508	5,314,508	
Deferred tax payable	-	-	
Pre-paid Debtors & Advances	15,817,931	7,176,040	
Other payable	649,949	1,161,338	
	61,164,460	96,579,645	



LOCAL LOANS AND DEVELOPMENT FUND
NOTES TO THE FINANCIAL STATEMENTS
Year ended 31 December 2020

<u>20.EXPENSE BREAK-UP</u>	2020	2019
	Rs.	Rs.
<u>PERSONNEL EXPENSES</u>		
Staff Salaries	16,189,727	14,932,503
Adjustment Allowance	-	133,213
C.O.L Allowance - LLDF	3,432,000	3,504,280
Staff bonus	536,250	550,000
Allowance For Chairman	692,135	412,500
Allowance for B.Com	441,600	556,800
Overtime & Holly day Pay	90,021	85,856
Development Ass. Traveling	327,065	890,505
Allowance for DO	57,600	59,700
Travelling Expence-Office staff	60,895	293,550
E.P.F.	2,330,663	2,197,655
E.T.F.	582,666	549,414
Staff Health Insurance	1,063,025	1,151,670
Gratuity expenses	811,074	680,312
	<u>26,614,719</u>	<u>25,997,958</u>



	2020	2019
<u>OTHER OPERATING</u>		
<u>EXPENSES</u>	Rs.	Rs.
Staff Welfare	186,063	261,364
Meeting Expenses	98,615	124,819
Audit Expenses	-	-
Postage, Telephone & Internet	494,274	568,832
Stationery / Printing	205,401	411,496
Vehicle Maintenance	307,310	334,315
Fuel	332,904	159,476
Vehicle Insurance	74,399	83,398
Electricity	492,347	909,569
Security Charges	1,007,677	1,089,725
Water Supply	27,348	68,684
Cleaning service Charges	216,000	359,288
Maintenance & Equipments	54,900	119,251
Maintenance & Building	4,850	29,652
Staff Training & Developments	87,500	362,826
Computer Maintenance	832,629	144,547
Tax & Rates	-	-
Office rent	5,280,000	5,080,000
Awareness programmes	-	-
Professional charges	30,000	123,000
Press Notification	165,511	1,334,963
Legal Expenses	44,568	385,050
Stamp Duty	225	300
Bank Charges	10,500	1,500
Other Expenses	98,500	123,233
	10,051,521	12,075,288



LOCAL LOANS AND DEVELOPMENT FUND

NOTES TO THE FINANCIAL STATEMENTS

Year ended 31 December 2020

21 COMMITMENT AND CONTINGENCIES

To the best of knowledge and information available to the Board, the Fund does not have any significant commitments and contingencies as at the reporting date.

- 21.1** Set out below is the unresolved legal claim against the Fund as at December 31, 2020 for which, adjustments to the Financial Statements have not been made due to the uncertainty of its outcome. However, further adjustments are made to Financial Statements if necessary on the adverse effects of legal claim based on the professional advice obtained on the certainty of the outcome and also based on a reasonable estimate.

(i) Court action has been initiated by an ex-employee of the Fund in Rathnapura Labour Court in proceedings No.6R/7455/2015 as a labour tribunal case. Next hearing of the cases is fixed for 1st March 2021.

22 EVENTS OCCURRING AFTER THE REPORTING DATE

No circumstances have arisen and no material event have occurred during the period between the balance sheet date and the date in which the account has been signed and no event is required to disclosure or adjust to the Financial Statements.

23 RELATED PARTY DISCLOSURES

Details of significant related party disclosures are as follows;

23.1 Transactions with Key Management Personnel (KMP)

As per the Sri Lanka Accounting Standard (LKAS -24) - “Related Party Disclosures”, the KMPs include those who are having authority and responsibility for planning, directing and controlling the activities of the entity. Accordingly, the Board of Commissioners of the Fund have been classified as KMPs of the Company.

23.2 Key management personnel compensation	2020 Rs.	2019 Rs.
Short term employment benefits		
Short Term Employee Benefits	<u>1,133,735</u>	<u>969,300</u>

- * Further, the company has not provided any non cash benefits to Key Management Personnel in terms of employment contracts with them.
- * Fund has not entered into any transactions, arrangements and agreements involving Key Management Personnel (KMPs), their Close Family Members (CFMs) and their related entities.



LOCAL LOANS AND DEVELOPMENT FUND
NOTES TO THE FINANCIAL STATEMENTS - Year ended 31 December 2020
24.LLDF Segmental Comprehensive Income

	2020			
	<u>LLDF</u>	<u>LGHP</u>	<u>PCDP</u>	<u>UDLIHP</u>
Interest Income	144,092,126	133,194,551	4,030,562	77,320,332
Interest Expense	8,775,382	47,445,528	4,020,722	71,503,097
Net Interest Income	135,316,745	85,749,022	9,840	5,817,234
Other Operating Income	2,363,423	-	-	-
Total Operating Income	137,680,168	85,749,022	9,840	5,817,234
Impairment Charges	3,427,599	1,248,382	144,472	2,825,643
Net Operating Income	134,252,569	84,500,641	(134,633)	2,991,591
Personnel expenses	15,983,506.61	9,954,738.50	1,142	675,332
Depreciation PPE	891,917.45	555,498	64	37,685
Grant Amortization	-	115,998,584	-	-
Other Operating Expenses	6,036,454.83	3,759,583.60	431	255,051.06
Operating Profit Before Tax	111,340,690	(45,767,763)	(136,270)	2,023,523
				67,460,179
	2018			
	<u>LLDF</u>	<u>LGHP</u>	<u>PCDP</u>	<u>UDLIHP</u>
Interest Income	113,899,983	183,625,584	4,240,006	96,125,503
Interest Expense	10,348,303	43,965,189	4,240,007	76,260,173
Net Interest Income	103,551,680	139,660,394	-	19,865,530
Other Operating Income	2,219,818	-	-	-
Total Operating Income	105,771,499	139,660,394	-	19,865,530
Impairment Charges	1,789,718	967,806	91,380	1,839,014
Net Operating Income	103,981,780	138,692,588	(91,380)	18,026,316
Personnel expenses	10,365,140	13,686,103	-	1,946,715
Depreciation PPE	1,195,987	1,579,177	-	224,623
Grant Amortization	-	153,588,013	-	-
Other Operating Expenses	4,814,303	6,356,793	-	904,192
Operating Profit Before Tax	87,606,350	(36,517,498)	(91,380)	14,950,787
				65,948,259



LOCAL LOANS AND DEVELOPMENT FUND NOTES TO THE FINANCIAL STATEMENTS

Year ended 31 December 2020

25. FAIR VALUES

For all financial instruments where fair values are determined by referring to externally quoted prices or observable pricing inputs to models, independent price determination or validation is obtained. In an inactive market, direct observation of a traded price may not be possible. In these circumstances, the Company uses alternative market information to validate the financial instrument's fair value, with greater weight given to information that is considered to be more relevant and reliable.

The Fund uses the following hierarchy for determining and disclosing the fair value of financial instruments by valuation technique:

- Level 1:** quoted (unadjusted) prices in active markets for identical assets or liabilities
- Level 2:** other techniques for which all inputs which have a significant effect on the recorded fair value are observable, either directly or indirectly
- Level 3:** techniques which use inputs that have a significant effect on the recorded fair value that are not based on observable market data

Set out below is a comparison, by class, of the carrying amount and fair values of the fund's financial instruments that are not carried at fair value in the financial statements.

As at 31 December	Fair value hierarchy	Carrying Value		Fair Value	
		2020 Rs.	2019 Rs.	2020 Rs.	2019 Rs.
Financial Assets					
Cash and Cash Equivalents		172,730,801	128,859,193	172,730,801	128,850,193
Balances with Banks		998,000,000	1,068,000,000	998,000,000	1,068,000,000
Loan and Receivables	Level 2	3,418,230,960	3,420,051,228	1,317,876,008	1,318,577,801
Other Assets		206,139,809	375,839,910	206,139,809	375,839,910
Total		4,795,101,570	4,992,750,332	2,694,746,618	2,891,276,904
Financial liabilities					
Interest bearing Borrowings & Treasury Payables	Level 2	4,846,265,690	5,084,930,312	1,431,115,691	1,501,504,015
Other liability		61,164,460	96,579,645	61,164,460	96,579,645
Total		4,907,430,150	5,181,509,957	1,492,280,150	1,598,173,660

a) For financial assets and financial liabilities that have a short term maturity (less than three months) it is assumed that the carrying amounts approximate their fair value. This assumption is also applied to cash in hand, balances with banks, other financial assets, bank overdraft and other financial liabilities without a specific maturity.

b) Loan receivables with fixed interest rates were fair valued using average lending rate for average loan tenure. Conversely, interest bearing borrowings and treasury payables discounted using weighted average cost of funds.



LOCAL LOANS AND DEVELOPMENT FUND NOTES TO THE FINANCIAL STATEMENTS

Year ended 31 December 2020

26. MATURITY OF ASSETS AND LIABILITIES

Assets	2020			2019		
	Less than one year	More than one year	Total carrying value	Less than one year	More than one year	Total carrying value
	Rs.	Rs.	Rs.	Rs.	Rs.	Rs.
Cash and Cash Equivalents	172,730,801	-	172,730,801	128,859,193	-	128,859,193
Balances with Banks	998,000,000	-	998,000,000	1,068,000,000	-	1,068,000,000
Loan and Receivables	410,421,549	3,007,809,411	3,418,230,960	423,336,269	2,996,714,959	3,420,051,228
Property Plant and Equipments	-	2,793,524	2,793,524	-	2,203,250	2,203,250
Deferred Tax Assets	-	9,543,736	9,543,736	-	7,048,384	7,048,384
Other Assets	61,850,346	144,289,463	206,139,809	72,006,176	303,833,734	375,839,910
Total assets	1,643,002,696	3,164,436,133	4,807,438,829	1,692,201,638	3,309,800,328	5,002,001,966
Liabilities						
Interest bearing Borrowings & Treasury Payables	252,858,307	4,593,407,383	4,846,265,690	217,973,945	4,866,956,368	5,084,930,312
Current Tax liability	-	-	-	-	-	-
Deferred Tax liability	-	-	-	-	-	-
Post employment benefit obligation	-	5,205,473	5,205,473	-	4,078,872	4,078,872
Other liability	16,467,880	44,696,579	61,164,460	8,337,378	88,242,267	96,579,645
	269,326,187	4,643,309,435	4,912,635,622	226,311,323	4,959,277,506	5,185,588,829



LOCAL LOANS AND DEVELOPMENT FUND NOTES TO THE FINANCIAL STATEMENTS

Year ended 31 December 2020

27. RISK MANAGEMENT

27.1 Introduction

The fund has exposure to the following risks from its use of financial instruments:

- Credit risk
- Liquidity risk
- Market risk

This note presents information about the fund's exposure to each of the above risks, the fund's objectives, policies and processes for measuring and managing risk.

27.2 Credit Risk

Credit risk is the risk of financial loss to the fund if a customer or counterparty to financial instruments fails to meet its contractual obligations. Credit risk is mainly arising from fund's receivables in terms of loan receivable and deposits with banks & financial institutions.

Credit risk is managed by evaluating the credit worthiness and by periodical review on the credit granted.

The fund establishes an allowance for impairment that represents its estimate of incurred losses in respect of receivables in terms of loans and receivables. The fund policy on impairment consists of allowance for a collective impairment established for similar receivables in term of their credit risk on project basis where the loss event has occurred but not yet identified. The collective impairment is determined based on the historical data of payments statistics for similar financial assets.

27.2.1 Fair value of collateral and credit enhancements held

The following table shows the fair value of collateral and credit enhancements held by the fund.

As at 31 December 2019

	2020		2019	
	Maximum exposure to credit risk	Net exposure	Maximum exposure to credit risk	Net exposure
	Rs.	Rs.	Rs.	Rs.
Cash and cash equivalents	172,730,801	172,730,801	128,859,193	128,859,193
Balances with banks and financial institutions	998,000,000	998,000,000	1,068,000,000	1,068,000,000
Loan and receivables	3,418,230,960	3,418,230,960	3,420,051,228	3,420,051,228
Other financial assets	206,139,809	206,139,809	375,839,910	375,839,910
	<u>4,795,101,570</u>	<u>4,795,101,570</u>	<u>4,992,750,332</u>	<u>4,992,750,332</u>



LOCAL LOANS AND DEVELOPMENT FUND
NOTES TO THE FINANCIAL STATEMENTS
Year ended 31 December 2020

27. RISK MANAGEMENT (Contd...)

27.2 Credit Risk (Contd...)

27.2.2 Credit quality by class of financial assets

a) As at 31 December 2020		Neither past due nor impaired		Past due but not impaired		Individually Impaired		Total	
Assets	Rs.	Rs.	Rs.	Rs.	Rs.	Rs.	Rs.	Rs.	Rs.
Cash and cash equivalents	172,730,801							172,730,801	
Balance with banks	998,000,000							998,000,000	
Loan and receivables	3,422,918,878			34,251,263		866,151,995		4,323,322,136	
Other assets	206,139,809							206,139,809	
Total financial assets	4,799,789,488			34,251,263		866,151,995		5,700,192,746	

b) As at 31 December 2019		Neither past due nor impaired		Past due but not impaired		Individually Impaired		Total	
Assets	Rs.	Rs.	Rs.	Rs.	Rs.	Rs.	Rs.	Rs.	Rs.
Cash and cash equivalents	128,859,193							128,859,193	
Balance with banks	1,068,000,000							1,068,000,000	
Loan and receivables	3,424,739,146			34,041,704		863,403,376		4,322,184,226	
Other assets	375,839,910							375,839,910	
Total financial assets	4,997,438,249			34,041,704		863,403,376		5,894,883,330	



LOCAL LOANS AND DEVELOPMENT FUND
NOTES TO THE FINANCIAL STATEMENTS
Year ended 31 December 2020

27. RISK MANAGEMENT (Contd...)

27.3 Liquidity Risk

Liquidity risk is the risk that the fund will encounter difficulty in meeting the obligations associated with its financial liabilities that are settled by delivering cash or another financial asset.

The company uses the maturity analysis all the financial instruments to manage the liquidity risk.

a) Exposure to Liquidity Risk

The fund relies on borrowing as its primary source of funding. Fund actively manages this risk through maintaining competitive pricing and constant monitoring of market trends.

b) Management of Liquidity Risk

The fund's approach to managing liquidity is to ensure, as far as possible, that it will always have sufficient liquidity to meet its liabilities when due without incurring unacceptable losses or risking financial position of the fund while maintaining regulatory requirements and debt covenants agreed with the fund providers.

27.3.1 The maturity analysis of financial liabilities based on undiscounted gross outflow is reflected below,

a) As at 31 December 2020		Carrying amounts	Gross nominal outflow	On demand	Up to 3 months	3 to 12 months	More than 1 year
Interest bearing Borrowings & Treasury Payables		4,846,265,690	4,967,044,408	-	-	373,637,025	4,593,407,383
Other liability		61,164,460	61,164,460	-	420,827	229,123	60,514,510
		4,907,430,150	5,028,208,868	-	420,827	373,866,148	4,653,921,893
b) As at 31 December 2019		Carrying amounts	Gross nominal outflow	On demand	Up to 3 months	3 to 12 months	More than 1 year
Interest bearing Borrowings & Treasury Payables		5,084,930,312	5,216,670,417	-	-	349,714,049	4,866,956,368
Other liability		96,579,645	96,570,645	-	1,331,215	865,123	94,383,307
		5,181,509,957	5,313,250,062	-	1,331,215	350,579,172	4,961,339,675



LOCAL LOANS AND DEVELOPMENT FUND

NOTES TO THE FINANCIAL STATEMENTS

Year ended 31 December 2020

27. RISK MANAGEMENT (Contd...)

27.4 Market Risk

Market risk is the risk that the fair value of future cash flows of a financial instrument will fluctuate due to changes in market prices. Market risk of the fund mainly comprises of interest rate risk and currency risk.

The objective of market risk management is to manage and control market risk exposures within acceptable parameters, while optimizing the return.

27.4.1 The table below analyses the fund's interest rate risk exposure on non-trading financial assets and liabilities. The Company's assets and liabilities are included at carrying amount and categorized by the earlier of contractual re-pricing or maturity dates.

a) As at 31 December 2020	On demand	Less than 3 Months	4 to 12 Months	1 to 5 Years	Total as at 31 December 2020
Interest earning assets					
Cash and cash equivalents	172,730,801	-	-	-	172,730,801
Balances with banks	-	998,000,000	-	-	998,000,000
Loan and receivables	-	102,605,387	307,816,161	3,007,809,411	3,418,230,960
Other assets	-	-	61,850,346	144,289,463	206,139,809
Total interest earning assets	172,730,801	1,100,605,387	369,666,508	3,152,098,874	4,795,101,570
Interest bearing liabilities					
Interest bearing borrowings & Treasury payables	-	-	252,858,307	4,593,407,383	4,846,265,690
Other liabilities	-	420,827	229,123	60,514,510	61,164,460
Total interest bearing liabilities	-	420,827	253,087,430	4,653,921,893	4,907,430,150
Gap in interest earning assets and interest bearing liabilities - net assets / (liabilities)	172,730,801	1,100,184,560	116,579,078	(1,501,823,019)	(112,328,580)



LOCAL LOANS AND DEVELOPMENT FUND
NOTES TO THE FINANCIAL STATEMENTS

Year ended 31 December 2020

27.	RISK MANAGEMENT (Contd...)				
	B) As at 31 December 2019	On demand	Less than 3 Months	4 to 12 Months	More than 01 Year
					Total as at 31 December 2019
Interest earning assets					
Cash and cash equivalents	128,859,193	-	-	-	128,859,193
Balances with banks	-	1,068,000,000	-	-	1,068,000,000
Loan and receivables	-	102,660,026	307,980,079	3,009,411,123	3,420,051,228
Other assets	-	-	72,006,176	303,833,734	375,839,910
Total interest earning assets	128,859,193	1,170,660,026	379,986,255	3,313,244,857	4,992,750,332
Interest bearing liabilities					
Interest bearing borrowings & Treasury payables	-	-	217,973,945	4,866,956,368	5,084,930,312
Other liabilities	-	1,331,215	865,123	94,383,307	96,579,645
Total interest bearing liabilities	-	1,331,215	218,839,068	4,961,339,675	5,181,509,957
Gap in interest earning assets and interest bearing liabilities - net assets / (liabilities)	128,859,193	1,169,328,812	161,147,187	(1,648,094,818)	(188,759,625)



Interest Rate Sensitivity

27.4.2

The following table demonstrates the sensitivity to a reasonably possible change in the interest rates, with all other variables held constant, of the Statement of Comprehensive Income.

	2020		2019	
	Increase/ decrease in Interest Rate	Effect on profit before tax	Increase/ decrease in Interest Rate	Effect on profit before tax
Interest Rate	+ 1%	Rs. 6,746,018	+ 1%	Rs. 6,594,826
Interest Rate	- 1%	(6,746,018)	- 1%	(6,594,826)

**LOCAL LOANS AND DEVELOPMENT FUND****NOTES TO THE FINANCIAL STATEMENTS**

Year ended 31 December 2020

1. REPORTING ENTITY**1.1. General information**

Local Loans and Development Fund (LLDF) is a statutory body established by the Local loan and development ordinance No.22 of 1916. The registered office is located at No.24A, Ward Place, Colombo 07, Sri Lanka.

1.2. Principal activities and nature of operation

The principal activity of the fund is providing loan facilities for local authorities for purpose of public utility. Aim of LLDF is to become a leading financial institution for local level infrastructure financing.

2. BASIS OF PREPARATION**2.1. Basis for Consolidation**

Sub activities of LLDF own operation, Urban Development Low Income Housing Project (UDLIHP) Perennial Crop Development Project (PCDP) and Local Government Infrastructure Improvement Project (LGIIP) are identified as segments where direct income and expenditure are processed separately and consolidated at the year end. Assets and liabilities are also consolidated in the Balance sheet.

2.2. Functional and Presentation Currency

The consolidated financials are presented in Sri Lankan rupees and all values are rounded to a nearest rupee, except when otherwise indicated.

2.3. Statement of Compliance

The Financial Statements of the Fund comprise the Statement of Financial Position, Statement of Comprehensive Income, Statement of Changes in Equity, Statement of Cash Flows and Notes to the Financial Statements have been prepared and presented in accordance with Sri Lanka Accounting Standards (SLFRSs and LKASs) laid down by the Institute of Chartered Accountants of Sri Lanka.



2.4. Responsibility for Financial Statements

The Board of Commissioners are responsible for the preparation and presentation of the financial statements in accordance with Sri Lanka Accounting Standards. This responsibility includes: designing, implementing and maintaining internal controls relevant to the preparation and fair presentation of financial statements that are free from material misstatement, whether due to fraud or error; selecting and applying appropriate accounting policies; and making accounting estimates that are reasonable in the circumstances.

2.5. Approval of Financial Statements by the Board of Commissioners

The Financial Statements of the fund as at for the year ended 31st December 2020 were authorized by the Board of Commissioners on 25th February 2020.

2.6. Basis of Measurement

The Financial Statements of the Fund have been prepared on the historical cost basis, except for the following material items in the Statement of Financial Position.

Items	Basis of Measurement
Defined benefit obligations	Recognized at the present value of the defined benefit obligation less the fair value of the plan assets

**LOCAL LOANS AND DEVELOPMENT FUND****NOTES TO THE FINANCIAL STATEMENTS**

Year ended 31 December 2020

2.7. Significant Accounting Judgements, Estimates and Assumptions

The preparation of Financial Statements of the Fund in conformity with Sri Lanka Accounting Standards requires the management to make judgments, estimates and assumptions that affect the application of accounting policies and the reported amounts of assets, liabilities, income and expenses. Actual results may differ from these estimates. Some of the amounts reported for the previous period have been restated to correct an error.

Estimates and underlying assumptions are reviewed on an ongoing basis. Revisions to accounting estimates are recognized in the period in which the estimate is revised and in any future periods affected. The most significant areas of estimation, uncertainty and critical judgments in applying accounting policies that have most significant effect on the amounts recognized in the Financial Statements of the Fund are as follows.

2.7.1. Going Concern Basis of Accounting

The Board of Commissioners have made an assessment of the Fund's ability to continue as a going concern and are satisfied that it has the resources to continue in business for the foreseeable future. Furthermore, Board is not aware of any material uncertainties that may cast significant doubt upon the Fund's ability to continue as a going concern and they do not intend either to liquidate or to cease operations of the Fund. Therefore, the Financial Statements continue to be prepared on the going concern basis.

2.7.2. Impairment losses on loans and receivables

The Fund reviews its individually significant loans and advances at each reporting date to assess whether an impairment loss should be recorded in the Statement of Comprehensive Income. In particular, management's judgment is required in the estimation of the amount and timing of future cash flows when determining the impairment loss.



LOCAL LOANS AND DEVELOPMENT FUND

NOTES TO THE FINANCIAL STATEMENTS

Year ended 31 December 2020

These estimates are based on assumptions about a number of factors and actual results may differ, resulting in future changes to the impairment allowance made.

Loans and advances that have been assessed individually and found to be not impaired and all individually insignificant loans and advances are then assessed collectively to determine whether a provision should be made due to incurred loss events for which there is objective evidence, but the effects of which are not yet evident.

2.7.3. Taxation

The Fund is subject to income tax and judgment is required to determine the total provision for current, deferred and other taxes due to the uncertainties that exist with respect to the interpretation of the applicable tax laws, at the time of preparation of these Financial Statements.

2.7.4. Post-employment benefit obligations

The Post employment benefit obligation and the related charge for the year are determined using projected unit credit method. The method valuations involve making assumptions about discount rates, future salary increases, mortality rates etc. Due to the long term nature of such obligations these estimates are subject to significant uncertainty. All assumptions are reviewed at each reporting period.

2.7.5. Useful –lives of property plant & equipment

The fund reviews the residual values, useful lives and methods of depreciation of assets as at each reporting date. Judgment by the management is exercised in the estimation of these values, rates, methods and hence they are subject to uncertainty.

2.8. Significant Accounting Policies

2.8.1. Taxation

As per Sri Lanka Accounting Standard - LKAS 12 (Income Taxes), tax expense is the aggregate amount included in determination of profit or loss for the period in respect of current and deferred taxation. Income tax expense is recognized in the Statement of Comprehensive Income, except to the extent it relates to items recognized directly in equity or other comprehensive income in which case it is recognized in equity or in other comprehensive income.

**LOCAL LOANS AND DEVELOPMENT FUND****NOTES TO THE FINANCIAL STATEMENTS**

Year ended 31 December 2020

a) Current taxes

Current tax assets and liabilities consist of amounts expected to be recovered from or paid to the Commissioner General of Inland Revenue in respect of the current year, using the tax rates and tax laws enacted or substantively enacted on the reporting date and any adjustment to tax payable in respect of prior years.

Accordingly, provision for taxation is based on the profit for the year adjusted for taxation purposes in accordance with the provisions of the Inland Revenue Act No. 10 of 2006 and the amendments thereto at the rates specified in Note 10.2 to the Financial Statements.

b) Deferred taxation

Deferred tax is provided on temporary differences at the reporting date between the tax bases of assets and liabilities and their carrying amounts for financial reporting purposes.

Deferred tax is measured at the tax rates that are expected to be applied to temporary differences when they reverse, based on the laws that have been enacted or substantively enacted by the reporting date.

Deferred tax assets and liabilities are offset if there is a legally enforceable right to offset current tax liabilities and assets, and they relate to income taxes levied by the same tax authority on the same taxable entity, or on different tax entities, but they intend to settle current tax liabilities and assets on a net basis or their tax assets and liabilities will be realized simultaneously.

A deferred tax asset is recognized for unused tax losses, tax credits and deductible temporary differences, to the extent that it is probable that future taxable profits will be available against which they can be utilized. Deferred tax assets are reviewed at each reporting date and are reduced to the extent that it is no longer probable that the related tax benefits will be realized.

The net increase in the carrying amount of deferred tax liability net of deferred tax asset is recognized as deferred tax expense and conversely any net decrease is recognized as reversal to deferred tax expense, in the Statement of Comprehensive Income.



LOCAL LOANS AND DEVELOPMENT FUND

NOTES TO THE FINANCIAL STATEMENTS

Year ended 31 December 2020

2.8.2. Cash and Cash Equivalents

Cash and cash equivalents are cash in hand, demand deposits and short-term highly liquid investments readily convertible to known amounts of cash and subject to insignificant risk of changes in value.

For the purpose of cash flows statement, cash and cash equivalents consist of cash in hand and deposits in banks net of outstanding bank overdrafts. Financial instruments with short maturities i.e. three months or less from the date of acquisition are also treated as cash equivalents.

2.8.3. Property, Plant and Equipment

Cost

Property, plant and equipment are stated at cost less any subsequent accumulated depreciation and any subsequent accumulated impairment losses. All items of property, plant and equipment are initially recorded at cost.

The cost of property, plant and equipment is the cost of acquisition or construction together with any expenses incurred in bringing the asset to its condition for its intended use. All other repair and maintenance costs are recognized in the profit or loss as incurred.

Depreciation

Depreciation is charged to Statement of Comprehensive Income so as to write off the cost of assets less their residual values over their useful lives, using the straight-line method and not provided depreciation in the year of purchased. The estimated useful lives, residual values and depreciation method are reviewed at each year-end, with the

effect of any change in estimate accounted for on a prospective basis. The estimated useful lives of property, plant and equipment are as follows;

**LOCAL LOANS AND DEVELOPMENT FUND****NOTES TO THE FINANCIAL STATEMENTS**

Year ended 31 December 2020

The class of tangible assets	Useful life
Furniture & Fittings	10 Years
Office Equipment	5 Years
Computers & Software	4 Years
Motor Vehicle	5 Years

De-recognition

Items of property, plant and equipment are de-recognized upon disposal or when no future economic benefits are expected from its use. Gain or loss arising on de-recognition of an item of property, plant and equipment is determined as the difference between the sales proceed and the carrying amount of the asset and is recognized in the Statement of Comprehensive Income.

2.8.4. Amortization of Debit and Credit grants

Credit grants represents the GOSL fund received from the LGIIP Project together with the ADB loan which are to be utilized for disbursements to Local Authorities(LAs.) under component B of the project. Debit grant represent the grant disbursed to LAs. with the loan component. Debit grant treated as an expenditure is deferred and amortized in systematic way to the income statement throughout the years of interest received from the activity. Credit grant is also amortized in the same system.

In this arrangement, the amalgamated before tax profit of LLDF should not be fallen to less than 5% of the before tax and net amortization profit.

2.8.5. Inventory

Inventory represents items value below Rs.5000 per each and cannot categorized under property, plant & equipment also consider life time of assets to categorize as inventory. If asset is not owning considerable life time, then cost taken as expense to Statement of Comprehensive Income.



LOCAL LOANS AND DEVELOPMENT FUND

NOTES TO THE FINANCIAL STATEMENTS

Year ended 31 December 2020

2.8.6. Post-employment benefit obligations

a) Defined benefit plan – Gratuity

Gratuity is a Defined Benefit Plan. The Fund annually measures the present value of the promised retirement benefits for gratuity, which is a defined benefit plan. The cost of providing benefits under the defined benefit plans is determined using the projected unit credit method by using expert knowledge of Actuarial Valuer.

Actuarial gains and losses for defined benefit plans are recognized in full in the period in which they occur in other comprehensive income.

The gratuity liability is not internally or externally funded.

b) Defined contribution plans - Employees' Provident Fund & Employees' Trust Fund

Employees are eligible for Employees' Provident Fund contributions and Employees' Trust Fund contributions in line with respective statutes and regulations.

2.8.7. Provisions

Provisions are recognized when the fund has a present obligation (legal or constructive) as a result of a past event, where it is probable that an outflow of resources embodying economic benefits will be required to settle the obligation and a reliable estimate can be made of the amount of the obligation.

2.8.8. Other non-financial assets

All other non-financial assets are valued net of specific provision, where necessary, so as to reduce the carrying value of such assets to their estimated realizable value.

2.8.9. Other non-financial liabilities

Other Non-Financial Liabilities are recognized at their nominal amount.

2.8.10. Impairment of non-financial assets

The Fund assesses at each reporting date whether there is an indication that an asset may be impaired. If any indication exists, or when annual impairment testing for an asset is required, the Fund estimates the asset's recoverable amount. An asset's recoverable amount is higher of asset's fair value less costs to sell and its value in use. It is determined for an individual asset, unless the asset does not generate cash

**LOCAL LOANS AND DEVELOPMENT FUND****NOTES TO THE FINANCIAL STATEMENTS**

Year ended 31 December 2020

inflows that are largely independent of those from other assets or groups of assets. Where the carrying amount of an asset exceeds its recoverable amount, the asset is considered impaired and is written down to its recoverable amount.

2.8.11. Financial instruments – Initial recognition and subsequent measurement

The Fund's financial instruments consist of loans and receivables and other financial liabilities, of which accounting policies on subsequent measurement, impairment and re-recognition are set out below;

ii) Financial assets

Financial assets within the scope of LKAS 39 are classified as financial assets at fair value through profit or loss, loans and receivables, held-to-maturity investments and available-for-sale financial assets, as appropriate and determine the classification of its financial assets at initial recognition. All financial assets are recognized initially at fair value plus, in the case of assets not at fair value through profit or loss, directly attributable transaction costs.

Loans and receivables

Loans and receivables are non-derivative financial assets with fixed or determinable payments that are not quoted in an active market. After initial measurement, such financial assets are subsequently measured at amortized cost using the Effective Interest Rate method (EIR), less impairment. Amortized cost is calculated by taking into account any discount or premium on acquisition and fees or costs that are an integral part of the EIR. The EIR amortization is included in finance income in the Statement of Comprehensive Income. The losses arising from impairment are recognized in the Statement of Comprehensive Income. Loans and receivables are presented in the Statement of Financial Position.



LOCAL LOANS AND DEVELOPMENT FUND

NOTES TO THE FINANCIAL STATEMENTS

Year ended 31 December 2020

De-recognition

A financial asset (or, where applicable a part of a financial asset or part of a group of similar financial assets) is derecognized when,

- i. The rights to receive cash flows from the asset have expired
- ii. The Fund has transferred its rights to receive cash flows from the asset or has assumed an obligation to pay the received cash flows in full without material delay to a third party under a 'pass-through' arrangement; and either
 - (a) The Fund has transferred substantially all the risks and rewards of the asset, or
 - (b) The Fund has neither transferred nor retained substantially all the risks and rewards of the asset, but has transferred control of the asset.

Impairment of financial assets

For accounting purposes, the LLDF uses an incurred loss model for the recognition of losses on impaired financial assets. This means that losses can only be recognized when objective evidence of a specific loss event has been observed. Triggering events include the following.

- Significant financial difficulty of the customer (Local Authority)
- A breach of contracts such as a default of payment
- Where the LLDF grants the Local Authority a concession due to the LA experiencing financial difficulty
- It becomes probable that the Local Authority will encounter financial difficulties
- Observable data that suggests that there is a decrease in the estimated future cash flows from the loans
- Board of Commissioners has restricted the loans given to LA's

Individual assessed allowances

LLDF determines the allowances appropriate for each individually significant Loans and Receivables on an individual basis. Items considered when determining allowance amounts include the sustainability of the counterparty's business plan, its ability to improve performance if it is in a financial difficulty, projected receipts and the expected payout should bankruptcy ensue, the availability of other financial support, the realizable value of collateral and the timing of the expected cash flows.

**LOCAL LOANS AND DEVELOPMENT FUND****NOTES TO THE FINANCIAL STATEMENTS**

Year ended 31 December 2020

Impairment allowance are evaluated at each reporting date, unless unforeseen circumstance requires more careful attention. LLDF management determines the threshold limit of Rs.10 MN.

Collectively assessed allowances

Allowances are assessed collectively for losses on loans that are not individually significant loans and advances that have been assessed individually and found not to be impaired. Provide 1% allowance for debtors at amortized cost as at balance sheet date for collective impairment.

Financial assets carried at amortized cost

For financial assets carried at amortized cost, the fund first assesses whether objective evidence of impairment exists individually for financial assets that are individually significant, or collectively for financial assets that are not individually significant. If the Fund determines that no objective evidence of impairment exists for an individually assessed financial asset, whether significant or not, it includes the asset in a group of financial assets with similar credit risk characteristics and collectively assesses them for impairment. Assets that are individually assessed for impairment and for which an impairment loss is, or continues to be, recognized are not included in a collective assessment of impairment.

If there is objective evidence that an impairment loss has been incurred, the amount of the loss is measured as the difference between the assets carrying amount and the present value of estimated future cash flows (excluding future expected credit losses that have not yet been incurred). The present value of the estimated future cash flows is discounted at the financial asset's original effective interest rate.

iii) Financial liabilities

Financial liabilities within the scope of LKAS 39 are classified as interest bearing loans and borrowings, trade and other payables as appropriate. The Fund determines the classification of its financial liabilities at initial recognition.

The Fund recognizes financial liabilities in the Statement of Financial Position when the Fund becomes a party to the contractual provision of the liability and classifies financial liabilities as other financial liabilities in accordance with the substance of the contractual arrangements at the definitions of financial liabilities.



LOCAL LOANS AND DEVELOPMENT FUND

NOTES TO THE FINANCIAL STATEMENTS

Year ended 31 December 2020

De-recognition of financial liabilities

A financial liability is derecognized when the obligation under the liability is discharged, cancelled or expires. Where an existing financial liability is replaced by another from the same lender on substantially different terms, or the terms of the existing liability are substantially modified, such an exchange of modification is treated as a de-recognition of the original liability and the recognition of a new liability. The difference between the carrying value of the original financial liability and the consideration paid is recognized in the Statement of Comprehensive Income.

iv) Fair Value Measurement

Fair value is the price that would be received to sell an asset or paid to transfer a liability in an orderly transaction between market participants at the measurement date. The fair value measurement is based on the presumption that the transaction to sell the asset or transfer the liability takes place either:

- In the principal market for the asset or liability or
- In the absence of a principal market, in the most advantageous market

for the asset or liability. The principal or the most advantageous market

must be accessible by the Fund.

The fair value of an asset or a liability is measured using the assumptions that market participants would use when pricing the asset or liability, assuming that market participants act in their economic best interest. A fair value measurement of a non-financial asset takes into account a market participant's ability to generate economic benefits by using the asset in its highest and best use or by selling it to another market participant that would use the asset in its highest and best use.

The Fund uses valuation techniques that are appropriate in the circumstances and for which sufficient data are available to measure fair value, maximizing the use of relevant observable inputs and minimizing the use of unobservable inputs.

All assets and liabilities for which fair value is measured or disclosed in the financial statements are categorized within the fair value hierarchy, described as follows, based on the lowest level input that is significant to the fair value measurement as a whole:

- Level 1 - Quoted (unadjusted) market prices in active markets for identical assets or liabilities



LOCAL LOANS AND DEVELOPMENT FUND

NOTES TO THE FINANCIAL STATEMENTS

Year ended 31 December 2020

- Level 2 - Valuation techniques for which the lowest level input that is significant to the fair value measurement is directly or indirectly observable
- Level 3 - Valuation techniques for which the lowest level input that is significant to the fair value measurement is unobservable for the purpose of fair value disclosures, the fund has determined classes of assets and liabilities on the basis of the nature, characteristics and risks of the asset or liability and the level of the fair value hierarchy as explained above.

The Board of Commissioners of the Fund determines the policies and procedures for both recurring fair value measurement, such as investment property, and other property, plant and equipment items measured at fair value.

External valuation specialists are involved for valuation of significant assets. Involvement of external valuation specialists are decided upon annually by the Board of Commissioners after discussion with and approval by the Management of the

Fund. Selection criteria include market knowledge, reputation, independence and whether professional standards are maintained. The Board of Commissioners decides, after discussions with the external valuation specialists, which valuation techniques and inputs to use for each case.

At each reporting date, the Board of Commissioners analyses the movements in the values of assets and liabilities which are required to be re-measured or re-assessed as per the Fund's accounting policies. For this analysis, the Board of Commissioners verifies the major inputs applied in the latest valuation by agreeing the information in the valuation computation to contracts and other relevant documents.

The Board of Commissioners, in conjunction with the Fund's external valuation specialists, also compares the change in the fair value of each asset and liability with relevant external sources to determine whether the change is reasonable.

For the purpose of fair value disclosures, the Fund has determined classes of assets and liabilities on the basis of the nature, characteristics and risks of the asset or liability and the level of the fair value hierarchy as explained above.



LOCAL LOANS AND DEVELOPMENT FUND

NOTES TO THE FINANCIAL STATEMENTS

Year ended 31 December 2020

2.8.12. Revenue recognition

Revenue is recognized to the extent that it is probable that the economic benefits will flow to the fund and the revenue and associated costs incurred or to be incurred can be reliably measured, regardless of when the payment is being made. The following specific criteria are used for the purpose of recognition of revenue.

a) Interest income and expenses

Interest income and expense are recognized in Statement of Comprehensive Income using accrued basis and the effective interest method. The effective interest rate is the rate that exactly discounts the estimated future cash payments and receipts through the expected life of the financial assets or liability (or, where appropriate, a shorter period) to the carrying amount of the financial asset and liability. When calculating the effective interest rate, the fund estimates future cash flows considering all contractual terms of the financial instrument, but not future credit losses.

The calculation of the effective interest rate includes all fees and points paid or received that are an integral part of the effective interest rate. Transaction costs include incremental costs that are directly attributable to the acquisition or issue of a financial asset or liability.

b) Other Income

Other Income accounted for on accrual basis. Other income included penalty and liquidated damages income, capital grant amortization and any other non-operational income.

2.8.13. Expenses recognition

Expenditure is recognized in the Statement of Comprehensive Income on the basis of direct association between the cost incurred and the earning of specific items of income. All expenditure incurred in the running of the business and in maintaining the property, plant and equipment in a state of efficiency has been charged to income in arriving at the profit for the year.

For the purpose of presentation of the Statement of Comprehensive Income the commissioners are of the opinion that the nature of expense method presents fairly the elements of the Fund's performance, and hence such presentation method is adopted. Repairs and renewals are charged to the Statement of Comprehensive Income in the year in which the expenditure is incurred



LOCAL LOANS AND DEVELOPMENT FUND

NOTES TO THE FINANCIAL STATEMENTS

Year ended 31 December 2020

2.9.14. Statement of Cash Flows

The cash flows statement has been prepared using the 'Indirect Method' of preparing cash flows in accordance with the Sri Lanka Accounting Standard LKAS - 7 'Statement of Cash Flows'.

Cash and cash equivalents comprise of cash in hand and cash at banks and other highly liquid financial assets which are held for the purpose of meeting short-term cash commitments with original maturities of less than three months which are subject to insignificant risk of changes in their fair value.

2.8.15. Related party disclosures

Transactions with related parties are conducted in the normal course of business

2.8.16. Commitments and contingencies

All discernible risks are accounted for in determining the amount of all known liabilities. Contingent liabilities are possible obligations whose existence will be confirmed only by uncertain future events or present obligations where the transfer of economic benefit is not probable or cannot be reliably measured. Contingent liabilities are not recognized in the Statement of Financial Position but are disclosed unless they are remote.