



Annual Report 2023
Uva Wellassa University

Passara Road, Badulla 90000
Sri Lanka



Vision

To be the center of excellence for value addition to the national resource base

Mission

To produce well-rounded, employable, technocratic and entrepreneurial graduates equipped with knowledge, skills, values and attitudes to make outstanding contributions to the national development whilst excelling in teaching, learning and research with a strong emphasis on value addition to the national resources

Vice Chancellor's Message



I am pleased to present the Annual Report for 2023, highlighting the continued progress of Uva Wellassa University (UWU). Since its establishment in 2005, UWU has remained focused on becoming the Centre of Excellence for Value Addition to Sri Lanka's national resource base.

Our commitment to producing well-rounded, employable graduates has resulted in high employability rates, demonstrating the effectiveness of our approach. By blending academic knowledge with practical skills, entrepreneurial mindsets, and innovative thinking, we empower our graduates to be job-ready and capable of creating their own employment opportunities.

At UWU, we uphold core values of Respect and Tolerance, Goal Orientation, Equal Opportunity, Discipline, and Entrepreneurship. These principles unite our students and staff, ensuring that our academic programs evolve to meet industry needs and contribute to the nation's sustainable development.

Looking ahead, we are committed to further enhancing our research capabilities, strengthening industry partnerships, and expanding international collaborations. Our goal is clear: to nurture graduates who not only excel in their fields but also create employment opportunities.

I express my gratitude to our dedicated staff, students, alumni, and partners whose support continues to elevate the university's impact and reputation. Together, we will continue to lead the way toward a brighter future for Sri Lanka.

Senior Professor K.B. Wijesekera
Vice Chancellor
Uva Wellassa University

Introduction

Uva Wellassa University (UWU) was established on June 1, 2005, as the 14th National University in the Sri Lankan State University system. UWU is the first Entrepreneurial University established in Sri Lanka which produces graduates with the capability of using scientific, technological and entrepreneurial knowledge to contribute the economic development of the country. UWU is located on a magnificent mountainous site in Badulla with spectacular panoramic view and spreads across 64 acres of land.

The UWU started with only 153 students, 25 staff members and 5 study programmes offered by 3 faculties in 2006. Currently, UWU has extended to facilitate 4,738 undergraduate students to follow 16 study programmes offered by 5 Faculties, with the service of 383 permanent staff members spread across academic, administrative and service divisions. In addition, UWU offers postgraduate degree programmes, external degree programmes, a number of demand-driven certificate and diploma courses, as well as open and distance learning programmes.

Within the short period of its existence, the UWU has accomplished progress in improving its infrastructure, learning environment, physical and human resources, research and development activities adding value to the national resource base, whilst expanding higher education opportunities.



Table of Contents

UNIVERSITY GOVERNANCE	01
I The Council	01
II The Senate	02
III Organizational Structure	06
1. VICE CHANCELLOR'S REVIEW	07
1.1 Brief Introduction	07
1.1.1 Details of Student Population and Graduate Output	08
1.1.2 Overview of Academic, Administrative and Non-Academic Staff	09
1.1.3 Financial Highlights	10
1.2 Achievements	11
1.2.1 Infrastructure	11
1.2.2 Academic and Research Achievements	11
1.2.3 Students' Achievements	12
1.2.4 Workshops, Seminars and Other programmes	13
1.2.5 Foreign Visits & International Collaborations	13
1.2.6 Distance Learning	14
1.2.7 Library	17
1.2.8 Sports Activities	19
2. STUDENTS & RESOURCES	21
2.1 Summary of Students and Human Resources	21
2.2 Enrolment of Students	22
2.3 Graduate Output 2022	24
2.4 Hostels	25
2.5 Scholarships	30
3. HUMAN RESOURCES	32
3.1 Academic Staff	33
3.2 Administrative Staff	34
3.3 Library Staff	35
3.4 Academic Support Staff	35
3.5 Non-Academic Staff	36
3.6 Distribution of Non-Academic Staff	37
3.7 Appointments of the Officers of the University	38

3.8	Appointments of the Heads of the Departments of the University	39
4.	RESEARCH & DEVELOPMENT	40
4.1	Research, Innovations & Publications	40
4.2	Programmes, Seminars & Workshops	41
4.3	Details of Awards Received	42
5.	CAPITAL WORKS	43
5.1	Details of the Major capital projects and progress	43
5.2	Details of the Rehabilitation projects	43
6.	FINANCIAL STATEMENTS 2023	45
	Certificate of the Accounting Officer	45
6.1	Summary of Financial Results	46
6.2	Statement of Financial Position	49
6.3	Statement of Financial Performance	51
6.4	Statement of Cash Flows	52
6.5	Statement of Changes in Equity	53
6.6	Performance (Control) Report for the Year 2022	54
6.7	Notes to the Financial Statements	55
6.8	Details Of Capital Activities Completed During The Year 2023	82
6.9	Analysis of Self-Financing Activities	91
6.10	Summary of Programme & Project Wise Recurrent Expenditure	93
6.11	Report of the Auditor General	95
6.12	The Answers to the Auditor General Report	103
7	ACHIEVEMENTS OF SUSTAINABLE DEVELOPMENT GOALS	113

University Governance

I The Council

The Council of the university, constituted in terms of Section 44 of the Universities Act No. 16 of 1978 as amended by Section 24 of the Universities (Amendment) Act No. 07 of 1985, consisted of the following members during the year 2023.

Name	Designation	Appointed Date
Prof. K.B. Wijesekara (Nov 2023 to date)	Vice-Chancellor	Ex-Officio Members
Prof. J. L. Ratnasekera (Jan 2023 to Oct 2023)	Vice-Chancellor	
Prof. H.M.S.K. Herath	Dean/Faculty of Animal Science and Export Agriculture	
Prof. A.S. Ratnayake (June 2023 to date)	Dean/Faculty of Applied Sciences	
Prof. H.M.J.C. Pitawala (Jan 2023 to May 2023)	Dean/Faculty of Applied Sciences	
Prof. J.P.R.C. Ranasinghe (Sep 2023 to date)	Dean/Faculty of Management	
Mr. G.H. Abeyweera (Jan 2023 to Aug 2023)	Dean/Faculty of Management	
Prof. K.G.C. Senarathna (Nov 2023 to date)	Dean/Faculty of Technological Studies	
Prof. K.B. Wijesekara (Jan 2023 to Oct 2023)	Dean/Faculty of Technological Studies	
Prof. M. Vidanapathirana (May 2023 to date)	Dean/Faculty of Medicine	
Dr. A.P. Henagama	Senate Representative	September 30, 2022
Dr. HMCM Herath	Senate Representative	April 30, 2021
UGC Appointed Members		
Ven. Dr. Muruddeniya Dhammarathna Thero	Chief Incumbent of the Badulu Muthiyangana Raja Maha Vihara	January 15, 2023
Emeritus Prof. K.A. Nandasena	Senior Professor, Faculty of Agriculture, University of Peradeniya	January 15, 2023
Dr. Chandra Embuldeniya	Former Vice Chancellor, Uva Wellassa University of Sri Lanka	July 21, 2023
Dr. Upul Karunarathna	Director, Provincial General Hospital, Badulla	January 15, 2023
Mr. S.C.R.A. Upali Nissanka Gunasekera	Attorney-at-Law	January 15, 2023
Mr. Nimal Abeysiri	Former District Secretary, Badulla	January 15, 2023

Mr. Chathuranga Ekanayake	Attorney – at –Law	January 15, 2023
Mr. Dhanushka Weligama	Attorney-at-law	September 19, 2023
Mr. Sujeeva Jayasinghe	Attorney-at-Law	July 6, 2023
Mr. M.F. Hibathul Careem	Registrar/Secretary to the Council	
On Invitation		
Ms. KTJ Perera	Bursar	

II The Senate

The Senate, constituted in terms of section 46 of the Universities Act. No. 16 of 1978 as amended by the Act. No. 7 of 1985 consisted of the following members during the year 2023.

No	Name	Position
Vice Chancellor		
1	Prof. K.B. Wijesekara (Nov 2023 to date)	Vice Chancellor – Chairman
2	Prof. J. L. Ratnasekera (Jan 2023 to Oct 2023)	Vice Chancellor – Chairman
Deans of Faculties		
3	Prof. H.M.S.K. Herath	Dean/Faculty of Animal Science and Export Agriculture
4	Prof. A.S. Ratnayake (June 2023 to date)	Dean/Faculty of Applied Sciences
5	Prof. H.M.J.C. Pitawala (Jan 2023 to May 2023)	Dean/Faculty of Applied Sciences
6	Prof. J.P.R.C. Ranasinghe (Sep 2023 to date)	Dean/Faculty of Management
7	Mr. G.H. Abeyweera (Jan 2023 to Aug 2023)	Dean/Faculty of Management
8	Prof. K.G.C. Senarathna (Nov 2023 to date)	Dean/Faculty of Technological Studies
9	Prof. K.B. Wijesekara (Jan 2023 to Oct 2023)	Dean/Faculty of Technological Studies
10	Prof. M. Vidanapathirana (May 2023 to date)	Dean/Faculty of Medicine

Professors		
11	Prof. P.M. Sirimanne	Department of Science and Technology, Faculty of Applied Sciences
12	Prof. D.K.D.D. Jayasena	Department of Animal Science, Faculty of Animal Science and Export Agriculture
13	Prof. E.P.S.K. Ediriweera	Department of Science & Technology, Faculty of Applied Sciences & Director/Centre for Quality Assurance
14	Prof. P.I.N. Fernando	Department of Management Sciences, Faculty of Management
15	Prof. K.G. Premathilake	Department of Export Agriculture, Faculty of Animal Science & Export Agriculture
16	Prof. E.D.N.S. Abeyrathne	Department of Animal Science, Faculty of Animal Science & Export Agriculture
17	Prof. H.M.W.M. Herath	Department of Management Sciences, Faculty of Management
18	Prof. P.B. Ratnaweera	Department of Science and Technology, Faculty of Applied Sciences
19	Prof. W.A.J.P. Wijesinghe	Department of Export Agriculture, Faculty of Animal Science & Export Agriculture
20	Prof. P.H.T. Kumara	Department of Public Administration, Faculty of Management
21	Prof. P.E. Kaliyadasa	Department of Export Agriculture, Faculty of Animal Science and Export Agriculture
22	Prof. H.M.J.C. Pitawala	Department of Science & Technology, Faculty of Applied Sciences
23	Prof. A.M.W.K. Senevirathna	Department of Export Agriculture, Faculty of Animal Science & Export Agriculture
24	Prof. K.W.S.N. Kumari	Department of Science & Technology, Faculty of Applied Sciences
25	Prof. N.P.R. Deyshappriya	Department of Management Sciences, Faculty of Management
Head of Departments		
26	Dr. D.C. Mudannayake	Head/ Department of Animal Science
27	Dr. M.K.S.L.D. Amarathunga (Jul 2023 to date)	Head/ Department of Export Agriculture
28	Prof. A.M.W.K. Senevirathna (Jan 2023 to Jun 2023)	Head/ Department of Export Agriculture
29	Prof. W.A.J.P. Wijesinghe	Head/ Department of Food Science and Technology
30	Ms. S.D.H.S. Wickramaratne	Head/ Department of Computer Science & Informatics
31	Dr. A.P. Henagamage	Head/ Department of Science and Technology
32	Dr. J.T. Cooray (Jul 2023 to date)	Head/ Department of Applied Earth Sciences

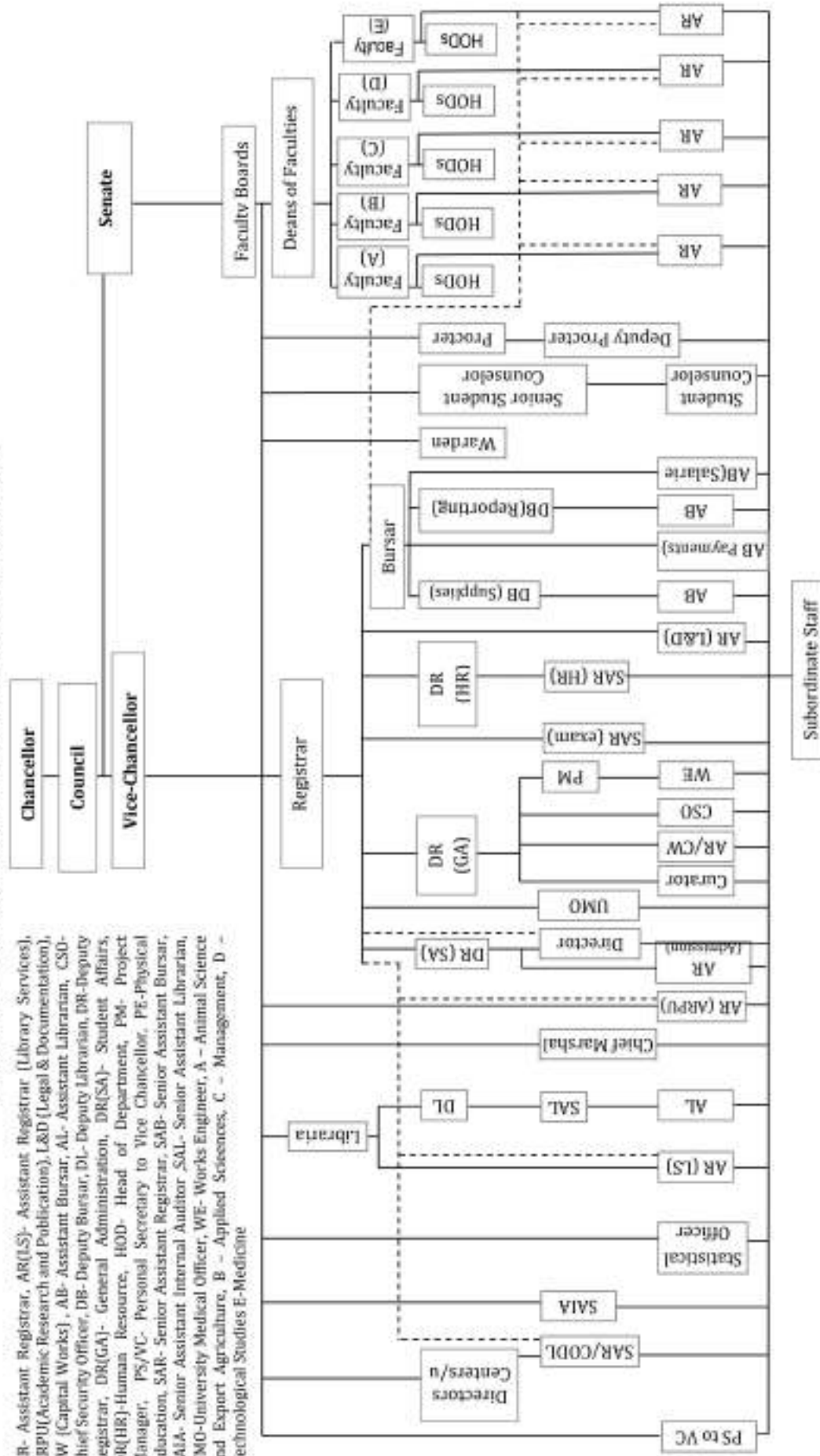
33	Prof. A.S. Ratnayake (Jan 2023 to Jun 2023)	Head/ Department of Applied Earth Sciences
34	Prof. K.M.M.C.B. Kulathunga	Head/ Department of Management Sciences
35	Mr. G.H.Abeyweera (Nov 2023 to date)	Head/ Department of English Language Teaching
36	Ms. H.H.S.U. Samarakoon (Feb 2023 to Oct 2023)	Head/ Department of English Language Teaching
37	Mr. C.J.P. Kulathilake (January 2023)	Acting Head/ Department of English Language Teaching
38	Mr. A.M.D.B. Nawarathna (Sep 2023 to date)	Head/ Department of Tourism Studies
39	Prof. J.P.R.C. Ranasinghe (Jan 2023 to Aug 2023)	Head/ Department of Tourism Studies
40	Dr. H.R.N. Peiris (Sep 2023 to date)	Head/ Department of Public Administration
41	Prof. P.H.T. Kumara (August 2023)	Head/ Department of Public Administration
42	Ven. P. Wachissara Thero (Jan 2023 to Jul 2023)	Head/ Department of Public Administration
43	Dr. K.H.I.K. Hewavitharana (Nov 2023 to date)	Head/ Department of Biosystems Technology
44	Prof. K.G.C. Senarathna (Jan 2023 to Oct 2023)	Head/ Department of Biosystems Technology
45	Dr. H.M.C.M. Herath	Head/ Department of Engineering Technology
46	Mr. W.M.C.J.T. Kithulwatta	Acting Head/ Department of Information and Communication Technology
47	Dr. H.K.C. Lakmal (Nov 2023 to date)	Head/ Department of Anatomy
48	Dr. R.G.L. Rathnayake (Nov 2023 to date)	Head/ Department of Biochemistry
Librarian		
49	Dr. T. Pratheepan	Librarian
Faculty Representatives		
50	Mr. J.A.L. Naveendra	Representative/Faculty of Technological Studies
51	Dr. G.W.R. Keerthiwansa	Representative/Faculty of Technological Studies
52	Dr. S.R.W.M.C.J.K. Ranawana (Nov 2023 to date)	Representative/Faculty of Animal Science & Export Agriculture
53	Dr. R.A.P.I.S. Dharmadasa (Jan 2023 to Oct 2023)	Representative/Faculty of Animal Science & Export Agriculture
54	Mr. N.P.P. Liyanage	Representative/Faculty of Animal Science & Export Agriculture
55	Dr. G.G.N.T. Sadakalum (Jun 2023 to date)	Representative/Faculty of Applied Sciences

56	Dr. E.M.U.W.J.B. Ekanayake	Representative/Faculty of Applied Sciences
57	Dr. I.D. Singhalage	Representative/Faculty of Applied Sciences
58	Ms. A.C.I.D. Karunarathna (Nov 2023 to date)	Representative/Faculty of Management
59	Mr. C.J.P. Kulathilake (Oct 2023 to date)	Representative/Faculty of Management
60	Ms. W.G.S.R. Wijesundara (Jan 2023 to Sep 2023)	Representative/Faculty of Management
61	Dr. N.P.R. Deyshappriya (Jan 2023 to Aug 2023)	Representative/Faculty of Management
62	Dr. R.P. Bandusiri (Nov 2023 to date)	Representative/Faculty of Medicine
In Attendance		
63	Mr. M.F. Hibathul Careem	Registrar
64	Ms. A.M.K. Dewagiri	Senior Assistant Registrar/Examination Division- For Secretary
On Invitation		
65	Dr. M. A. R. L. Samaraweera (Jun 23 to date)	Director/ Postgraduate Studies
66	Dr. M.G.P.P. Mahindaratne	Director/ Center for Open and Distance Learning

III ORGANOGRAM

UVA WELLASSA UNIVERSITY OF SRI LANKA

AR- Assistant Registrar, AR(LS)- Assistant Registrar (Library Services), ARPJ(Academic Research and Publication), L&D (Legal & Documentation), CW (Capital Works), AB- Assistant Bursar, AL- Assistant Librarian, CSO- Chief Security Officer, DB- Deputy Bursar, DL- Deputy Librarian, DR-Deputy Registrar, DR(GA)- General Administration, DR(SA)- Student Affairs, DR(HR)-Human Resource, HOD- Head of Department, PM- Project Manager, PS/VC- Personal Secretary to Vice Chancellor, PE-Physical Education, SAR- Senior Assistant Registrar, SAB- Senior Assistant Bursar, SALA- Senior Assistant Internal Auditor SAL- Senior Assistant Librarian, UNO-University Medical Officer, WE- Works Engineer, A - Animal Science and Export Agriculture, B - Applied Sciences, C - Management, D - Technological Studies E-Medicine



1 Vice Chancellor's Review

1.1 Brief Introduction

The UWU houses five faculties and offers 16 undergraduate degree programmes catering to the local and global needs. All the degree programmes are multi-disciplinary and focused on entrepreneurial education.

Faculty	Degree Programme
Animal Science and Export Agriculture	<ul style="list-style-type: none"> • Bachelor of Science Honours in Animal Production and Food Technology • Bachelor of Science Honours in Export Agriculture • Bachelor of Science Honours in Tea Technology and Value Addition • Bachelor of Science Honours in Aquatic Resources Technology • Bachelor of Science Honours in Palm & Latex Technology and Value Addition
Applied Sciences	<ul style="list-style-type: none"> • Bachelor of Technology Honours in Science and Technology • Bachelor of Industrial Information Technology Honours • Bachelor of Science Honours in Computer Science and Technology • Bachelor of Science Honours in Mineral Resources and Technology
Management	<ul style="list-style-type: none"> • Bachelor of Business Management Honours in Entrepreneurship and Management • Bachelor of Business Management Honours in Hospitality, Tourism and Events Management • Bachelor of Business Management Honours in Human Resource Development • Bachelor of Arts Honours in English Language & Applied Linguistics
Technological Studies	<ul style="list-style-type: none"> • Bachelor of Engineering Technology Honours in Mechanical Engineering Technology • Bachelor of Biosystems Technology Honours • Bachelor of Information and Communication Technology Honours

1.1.1 Details of Student Population and Graduate Output

In the year 2023, the undergraduate student population of the university continued to grow and reached to the 4,738 as a total. The students' integration programme 2023 and the academic activities were conducted via online and it enabled the UWU to continue teaching and learning smoothly.

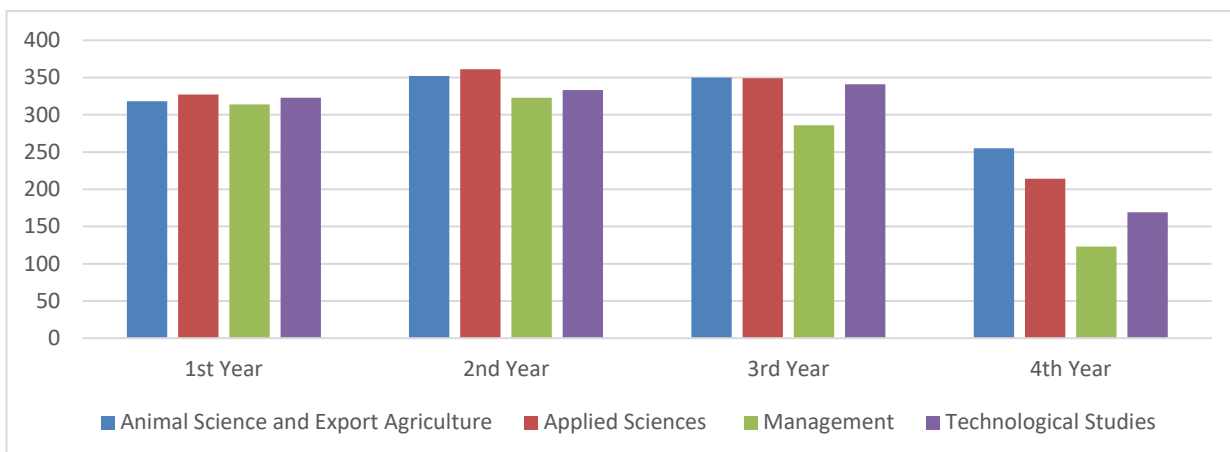


Figure 1.1. Student Population

Further, virtual methods of delivering the academic activities and conducting examinations through online as alternative assessment methods were continued. Additionally, laboratory practical sessions and research activities of final year students and postgraduate students were continued physically in the university premises which led to support the students to progress towards their graduation promptly.

The past eleven batches of graduates were readily absorbed to the employment in different sectors. In 2023, there were 620 graduates graduated from all four faculties of Uva Wellassa University.

Table 1.1. Graduate Output – 2014-2023

Degree Programme	2014	2015	2016	2017	2018	2019	2020	2021	2022	2023	Total
Animal Science	50	35	42	31	62	46	45	33	46	43	433
Export Agriculture	37	31	43	34	44	48	48	42	49	50	426
Tea Technology and Value Addition	42	37	43	19	39	30	38	22	29	31	330
Aquatic Resources Technology	47	39	39	26	44	36	50	36	45	42	404
Palm & Latex Technology and Value Addition	39	38	44	17	33	36	36	24	36	33	336
Science and Technology	35	41	35	51	52	40	48	29	44	36	411
Computer Science and Technology	39	40	42	68	50	50	50	55	64	60	518
Industrial Information Technology	40	43	40	31	52	50	56	55	58	48	473

Mineral Resources & Technology	36	34	31	39	45	51	47	34	39	35	391
Entrepreneurship and Management	47	47	49	44	54	57	61	59	61	49	528
Hospitality, Tourism and Events Management	32	51	42	50	48	57	62	59	59	54	514
Engineering Technology	-	-	-	-	-	-	-	56	84	60	200
Biosystems Technology	-	-	-	-	-	-	-	80	78	79	237
Total	444	436	450	410	523	501	541	584	692	620	5,201

The General Convocation – 2021 was successfully held on January 27th 2023 at the Magam Ruhunupura International Convention Centre (MRICC) premises. Thus, the UWU is assuring a promising future to its graduates with higher employability rate.

1.1.2 Overview of Academic, Administrative and Non-Academic Staff

Since the establishment of the UWU, three Chancellors and five Vice Chancellors have been appointed by the President of the Democratic Socialist Republic of Sri Lanka. The UWU has a total permanent staff of 383 spread across academic, administrative, Academic Support Staff and service divisions in 2023.

Table1.2. Total Permanent Staff - 2014-2023

Category		Year									
		2014	2015	2016	2017	2018	2019	2020	2021	2022	2023
Academic Staff	Professors	-	-	2	6	6	8	8	15	18	22
	Associate Professors	-	-	-	-	-	-	-	1	3	2
	Senior Lecturers	21	38	45	53	51	60	73	82	81	85
	Lecturer/ Lecturer (Prob.)	66	63	69	92	78	85	80	89*	87	94***
Administrative Staff		16	16	16	21	21	24	22	23	24**	16
Library Staff		3	3	3	3	4	3	3	3	3	3
Academic Support Staff		-	-	-	-	-	-	-	-	9	6
Non-Academic Staff		4	40	73	130	133	152	151	163	164	155
Total		110	160	208	309	289	332	337	376	389	383

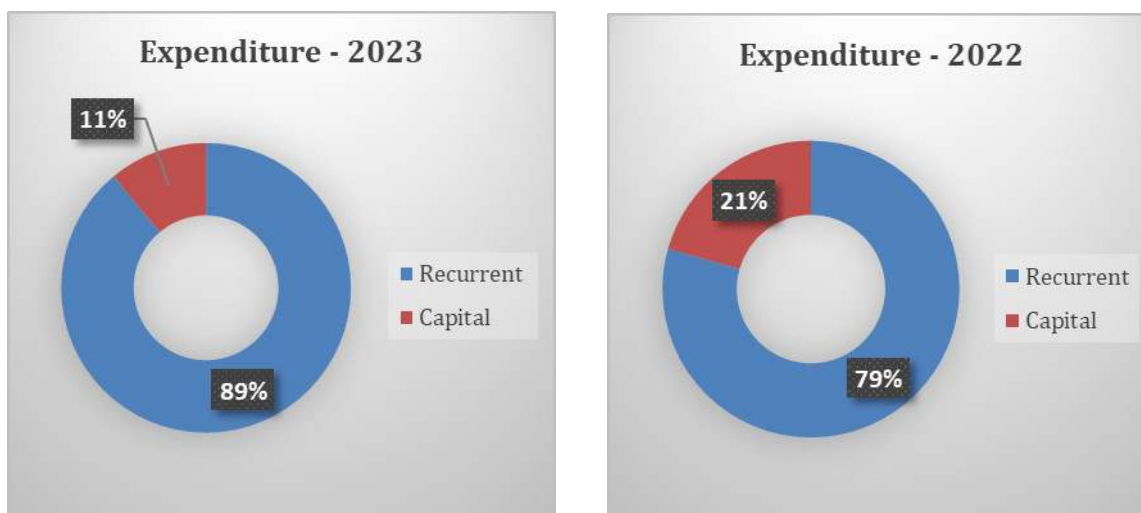
Note: * No. 03 Temporary Lecturers recruited under UGC Circular 935 are included herewith

** No. 02 Temporary Basis Assistant Bursars, 01 Part time Basis Project Manager and 01 Security Inspector on Assignment Basis instead of Chief Security Officer.

*** No. 02 Temporary Lecturers recruited under UGC Circular 935 are included herewith

1.1.3 Financial Highlights

The financial progress of recurrent and capital expenditure incurred during the year 2023 is indicated below. Accordingly, out of recurrent expenditure, 89% of total expenditure was made to meet personal emoluments and the balance was incurred to meet other expenses. Out of the Capital Expenses, 11% was utilized for building Constructions and other capital expenditure.



Summary of Financial Highlights for the year 2023 is presented with a various type of parameters which is taken from the Financial Statement and other date sources. Followingtable summarize the cost per student during the last five years.

Table 1.3. Cost Per Student - 2019-2023 Population

Year	2019	2020	2021	2022	2023
No of Students	2701	2908	3581	4198	4738
Recurrent Expenditure (Rs. 000)	1,300,169	1,358,590	1,469,525	1,755,119	1,757,729
Capital Expenditure (Rs. 000)	457,755	280,944	624,992	459,026	220,505
Cost per Student - Recurrent (Rs. 000)	481	467	410	418	371
Cost per Student - Capital (Rs .000)	169	97	175	109	47

1.2 Achievements

In the year 2023, UWU was able to attain several achievements in infrastructure, learning and teaching, research and development activities, physical and human resources and community outreach services as described below. The outstanding accomplishment of UWU is a testament to the dedication and resourcefulness of the staff and students who responded to necessity with a practical willpower to confront adversity and get the job done.

1.2.1 Infrastructure

1.2.1.1 Strengthening Research Infrastructure: UBL Grant Acquisitions

In 2023, the Faculty of Applied Sciences significantly enhanced its infrastructure through the acquisition of key equipment. Funded by a UBL grant awarded to the faculty's PI, purchases included a chlorine analyzer, essential chemicals, a 3D printer, an electric drill, and a water storage tank for process simulation, bolstering the faculty's research and teaching capabilities.

1.2.2 Academic and Research Achievements

1.2.2.1 Professor D.K.D.D. Jayasena Among the Top 2% of Researchers Globally

Professor D.K.D.D. Jayasena has earned a prestigious distinction by ranking among the top 2% of researchers worldwide. This recognition is based on citation impact and is compiled by **Elsevier BV and Stanford University, USA**. Professor Jayasena's achievement highlights the excellence and global influence of research conducted at Uva Wellassa University, reinforcing its commitment to high-impact scholarship and international recognition.

1.2.2.2 National Certificate – 2023

Uva Wellassa University received a national-level award for the successful completion of Development-Oriented Research (DOR) Projects under the OMST/UGC/World Bank/UBL Cell initiative. This recognition underscores the university's dedication to research excellence and its contribution to national development.

1.2.2.3 Ranked #5 in Earth Sciences in Sri Lanka – 2023

According to the AD Scientific Index, Uva Wellassa University achieved an impressive ranking of #5 in the field of Earth Sciences in Sri Lanka. This ranking reflects the university's growing research impact and its contributions to advancing scientific knowledge in the field.

1.2.2.4 Tier 3 Researcher Award – UWU Research Awards

The Tier 3 Researcher Award was conferred at the UWU Research Awards, recognizing outstanding contributions to research and innovation within the university. This accolade reinforces the university's commitment to nurturing a strong research culture and encouraging academic excellence.

1.2.3 Students' Achievements

1.2.3.1 Inter-University Biology Challenge – 2023

Four students from Uva Wellassa University participated in the Inter-University Biology Challenge 2023, organized by the Institute of Biology, Sri Lanka. The UWU team secured the second runner-up position in the competition.

1.2.3.2 Best Research & Researcher Award – International Symposium on Sustainable Plantation Management (ISSPM) 2023

Ms C.K. Welhena received the Best Research & Researcher Award at the International Symposium on Sustainable Plantation Management (ISSPM) 2023, organized by the National Institute of Plantation Management. Her award-winning research paper is "Stakeholders' Satisfaction on the Conversion of the Sri Lankan Traditional Tea Auction into an E-Auction" (Authors: C.K. Welhena, M.K.S.L.D. Amarathunge, H. De Mel (2023)

1.2.3.3 Varsity Battles 2023 – Capital Market Quiz Competition

UWU's team participated in the Varsity Battles Quiz Competition, organized by the Colombo Stock Exchange and the Securities and Exchange Commission of Sri Lanka. The team secured first place at the university level. Qualified to represent UWU at the National Level competition in Kandy, where teams from all state universities participated.

1.2.3.4 Basketball Tournament – Runner-up

On August 6, 2023, the UWU basketball team secured the Runner-up position at the Basketball Tournament organized by the Badulla Basketball Association.

1.2.3.5 IG Event 'Just One Click'

UWU received the Best IG Event Award at the Annual Awarding Ceremony of International Association of Students in Economic and Commercial Sciences (AIESEC) in Colombo North.

1.2.3.6 IEEE SLSAC Video Contest 2023 – Winners

UWU students emerged as winners in the IEEE Sri Lanka Section Student Activities Committee (SLSAC) Video Contest 2023.

1.2.3.7 Best Performing Outgoing Global Volunteer – AIESEC (April 2023) – 2nd Place

A UWU student was recognized as the Second Best Performing Outgoing Global Volunteer in April 2023, an award organized by AIESEC.

1.2.4 Conducting Workshops

Recognizing the importance of environmental education, Uva Wellassa University organized a Workshop on Earth Sciences for school teachers in the Badulla District. The program, attended by 64 educators, provided valuable insights into geological and environmental sciences, equipping teachers with the knowledge and tools to inspire future generations in sustainability and conservation efforts.

1.2.4.1 Consultation on Badulla Municipal Wastewater Commissioning

In an effort to support sustainable urban development, Uva Wellassa University contributed expertise to the Badulla Municipal Wastewater Commissioning project. Through technical consultations and advisory services, the university played a key role in ensuring the implementation of an efficient and environmentally friendly wastewater management system, which will significantly reduce pollution and promote public health in the region.

1.2.4.2 Project UWU Erasmus on Climate Change Education – 2023

As part of its commitment to global sustainability initiatives, Uva Wellassa University actively participated in the UWU Erasmus+ Climate Change Education Project in 2023. This collaborative effort aimed to integrate climate change awareness into academic curricula and community programs. Through research, workshops, and student engagement activities, the project fostered a deeper understanding of climate-related challenges and promoted sustainable solutions among students and faculty.

1.2.5 Foreign Visits & International Collaborations

1.2.5.1 International Winter School on Radiochemistry – Russia

Uva Wellassa University actively participated in the International Winter School on Radiochemistry held in Russia, fostering global academic exposure and enhancing expertise in radiochemical research.

1.2.5.2 Memorandum of Understanding (MoU) with Toyama Prefectural University, Japan

An MoU was signed between Uva Wellassa University and the Faculty of Engineering, Toyama Prefectural University, Japan, to promote academic exchange programs in the field of Environmental Science and Technology. This partnership aims to strengthen international collaboration in research and education.

1.2.5.3 Memorandum of Understanding (MoU) with Georgia State University and ITS College of Arts and Sciences, Atlanta, USA – 2023

UWU signed an MoU with Georgia State University and ITS College of Arts and Sciences, Atlanta, USA, to enhance international cooperation in education and research. This

agreement will facilitate joint academic programs, faculty exchanges, and research collaborations.

1.2.5.4 Participation in the ‘2023 China–ASEAN Tea Industry Vocational Education Cooperation Forum’ – Nanning, Guangxi, China

Professor H.M.S.K. Herath represented Uva Wellassa University at the 2023 China–ASEAN Tea Industry Vocational Education Cooperation Forum held in Nanning, Guangxi, China. This collaboration involved UWU, Go Study Global Education (GSGE), China, and Guangxi Vocational & Technical College (GVTC), China.

During the forum, Dr. G.A.A.R. Perera delivered a keynote speech on ‘Sri Lankan Tea Industry: Current Status, Challenges, and Future Directions’ on September 15, 2023. A panel discussion on September 16, 2023, focused on future cooperation among collaborating institutions. Prof. H.M.S.K. Herath highlighted opportunities to expand educational, research, and cultural exchanges, with organizers committing to strengthening institutional ties with UWU.

1.2.5.5 Memorandum of Understanding (MoU) between Uva Wellassa University and Suncheon National University, South Korea (Faculty of Animal Science and Export Agriculture) – October 16, 2023

An MoU was established between Uva Wellassa University and Suncheon National University, South Korea, under which student and staff exchanges, along with research collaborations, will be initiated.

1.2.5.6 Participation in the 6th International Crop and Weed Science Conference – Kalyani, West Bengal, India

Prof. K.G. Premathilake was invited as a guest speaker at the 6th International Crop and Weed Science Conference, held from September 30 to October 2, 2023, in Kalyani, Nadia, West Bengal, India. He delivered a plenary address and chaired a session, contributing to international discussions on crop and weed science.

1.2.5.7 Participation in the International Symposium on Grassland, Forage, and Turf Science – Lanzhou, China

Prof. H.M.S.K. Herath attended the International Symposium on Grassland, Forage, and Turf Science, held from November 14 to 17, 2023, in Lanzhou, China. This event provided valuable opportunities for UWU to expand international collaborations and strengthen relationships with leading global universities in the field.

1.2.6 Distance Learning

In 2023, the Center for Distance and Learning at Uva Wellassa University expanded accessible education through innovative remote learning initiatives. By integrating digital resources, online courses, and virtual events, the Center fostered an engaging learning environment. Its

adaptability ensured inclusivity, making quality education available to all students, regardless of location. These efforts reinforced the university's mission to provide transformative and accessible learning opportunities.

1.2.6.1 External Degree Programs offered through the Centre

The Center for Open and Distance Learning (CODL) at Uva Wellassa University continues to expand its academic offerings through External Degree Programs, providing greater access to quality education beyond the traditional university setting.

1.2.6.1.1 Bachelor of Business Management (BBM) General (External) – 1st Intake

The inaugural intake of the Bachelor of Business Management (BBM) General (External) program successfully completed its mid-year examinations. A total of 62 eligible students sat for their physical examinations at the university premises, marking a significant milestone in the program's journey. This achievement highlights the university's strong administrative framework and its commitment to delivering structured, high-quality education to external students.

1.2.6.1.2 Bachelor of Business Management (BBM) General (External) – 2nd Intake

The second intake of the BBM (External) program introduced a hybrid learning model, integrating both physical and online classes for the second half of the first year, starting on October 16, 2022. The structured timetable was effectively implemented, ensuring a seamless educational experience for students. The program's adaptability to modern learning environments underscores Uva Wellassa University's dedication to innovation and accessibility in higher education.

1.2.6.1.3 Bachelor of Science (External) Degree Programme

The university is expanding its external degree portfolio with the Bachelor of Science (External) Degree Programme, designed to cater to a wide range of scientific disciplines, fostering academic growth and career development opportunities for students pursuing external education.

1.2.6.2 Certificate Courses and Diplomas

In 2023, Uva Wellassa University further diversified its educational offerings through Certificate Courses and Diplomas, ensuring a broader range of opportunities for skill development and professional advancement. These programs cover a variety of fields, from English proficiency and management to emerging disciplines such as nanotechnology and robotics.

Courses Offered:

- Certificate Course in English for School Leavers
- Diploma in Management
- Diploma in Counseling & Psychology
- Diploma in Community Leadership
- Diploma in Professional Business Coaching
- Diploma in English
- Diploma in Hospitality, Tourism, and Event Management
- Advanced Certificate in Nanotechnology
- Certificate in Gem Resource Management
- Certificate in Plant Tissue Culture
- Certificate in Agri-Business Management
- Certificate in Agri-Food Supply Chain Management
- Certificate in Small & Medium Agri Enterprise Management
- Certificate in Tea and Rubber Manufacturing Technology
- Certificate in Crop Management of Tea and Rubber Plantations
- Short Course in Robotics & Arduino Programming

These specialized programs provide individuals with essential skills and knowledge required to excel in various industries, supporting both academic progression and workforce development.

1.2.6.3 Upcoming External Degree Programs

To further expand access to higher education, CODL is preparing to launch new external degree programs in key disciplines.

1.2.6.4 Bachelor of Information Technology (BIT) (External) Degree

The proposal for the Bachelor of Information Technology (BIT) (External) Degree was presented to the Standing Committee of the UGC on December 9, 2022. The program coordinator effectively articulated the program's significance in addressing the growing demand for IT professionals. This initiative aligns with the university's commitment to innovation and flexible learning, ensuring that students can pursue IT education through a structured external degree pathway.

Further the following External Degrees are in the process of designing for aspiring students:

- Bachelor of Science in Animal and Crop Production (External) Degree Programme
- BScHons in Plantation Management and Technology degree programme
- BScHons in Agricultural Enterprise Development and Management degree programme

1.2.6.5 Postgraduate Studies and MSc Degree Programs

Recognizing the need for advanced education and research, Uva Wellassa University has launched several Master's degree programs catering to diverse academic and professional interests.

1.2.6.6 Launch of the MSc in Environmental Technology & Management

The MSc in Environmental Technology & Management was successfully launched on May 7, 2022, through a collaborative effort between the Postgraduate Unit of UWU and the Faculty of Applied Sciences. The program is designed to bridge scientific knowledge with environmental management strategies, utilizing a hybrid learning model that combines both in-person and online sessions.

Also following Masters degree proframms are in their channels of designing to cater the UWU students:

- MSc/Master/PGDip in Sustainable Crop Programme
- MSc/Master/PGDip in Food Science and Quality Management
- MSc/Master/PGDip in Agricultural Enterpreneureship and Rural Development
- MSc/Master/PGDip in Aquaculture and Fisheries

1.2.7 Library

The Uva Wellassa University Library plays a vital role in supporting teaching, learning, and research by providing access to quality information resources. It offers a range of services, including reference materials, lending, e-resources, and ICT facilities, catering to students and staff efficiently.

1.2.7.1 Library Collection

Established in 2006, the Uva Wellassa University Library has grown significantly, moving to a purpose-built three-story building in 2022. It serves over 4,600 users, offering a diverse collection of 25,000+ printed and digital resources across multiple disciplines. The library employs the Dewey Decimal Classification (DDC) system and KOHA for efficient service delivery.

1.2.7.2 Students Support Services

Orientation Programs were conducted for students at the library smart auditorium by the Acting Librarian Dr. T. Pratheepan and Senior Assistant Librarian Dr. K.M.R.K. Kulatunga. Uva

Wellassa University Library Orientation Programme for School Students were conducted for the following schools

- 2023/06/09 - Am/ Bandaranayaka Girls National School (Number of Students -48)
- 2023/10/05 - Badulla Central College (Number of Students - 136)
- 2023/10/13 – BD/ Metigahathenna M.V (Number of Students - 50)
- BD/ Sivanatha T.V (Number of Students - 25)
- A9 Higher education Central, Galle (Number of Students - 150)

1.2.7.3 Special Workshops and Training Programmes on Library

Workshop on 'Digital Profile Management: Enhancing the Visibility of Academic Career Through Research' was held on 20/07/2023 in collaboration with the SDC. The resource person was Dr. C.C. Jayasundara, the Librarian at the University of Kelaniya.

1.2.8 Spors Activities

Uva Wellassa University has actively promoted sports among its staff and students, organizing and participating in various tournaments throughout the year.

- **Vice Chancellor's Challenge Trophy Invitational Universities Staff Badminton Championship – 2023**
 - Held from January 13-15, 2023, at the University of Colombo, UWU's Women's Open Team won the championship.
 - Notable achievements include:
 - Women's Open Team – Champion
 - Open Women Category Single – Champion: Ms. W.M.U.N. Keerthirathna
 - Open Women Category Single – Runner-up: Ms. M.W. Lakna
 - Best Player in Open Women Category – Ms. W.M.U.N. Keerthirathna
- **UWU-Staff Tournaments (Badminton, Netball, and Cricket)**
 - UWU organized staff tournaments on February 21 and March 16, 2023, with the following results:
 - Badminton (M&W):
 - Men's Champion: Mr. Risvi
 - Women's Doubles Champion: Ms. W.M.U.N. Keerthirathna & Ms. M.D.C. Dayananda
 - Mixed Doubles Champion: Mr. M.C.M. Risvi & Ms. M.W. Lakna
 - Netball:
 - Champion Team: UWU Queens
 - Runner-up Team: ANT
 - Cricket (6-a-side, Men's):
 - Champion Team: CSI Falcons
 - Runner-up Team: Wellassa Gangsters
- **Staff Netball Tournament 2023**
 - The staff netball tournament concluded with UWU Queens as the champions and ANT as the runners-up.
- **Staff Cricket Tournament 2023**
 - CSI Falcons emerged as the champions, with Wellassa Gangsters securing the runner-up position.

- **Vice Chancellor's Challenge Trophy Badminton Tournament – SUSL 2023**
 - Held on May 24, 2023, at Sabaragamuwa University, UWU won six matches against the University of Sabaragamuwa, including:
 - Men's Single: Mr. J.M.G.B. Jajasinghe
 - Women's Double: Ms. W.M.U.N. Keerthirathna & Ms. M.W. Lakna
- **Wellassa Challenge Elle Tournament – 2023**
 - The tournament took place on June 4, 2023, with eleven men's teams and four women's teams participating.
 - Men's Champion: UWU Legends
 - Women's Champion: Faculty of Management Studies
- **Sri Lanka University Games – 2023**
 - UWU participated in the Sri Lanka University Games from July 8 to September 8, 2023, with teams in rugby and cricket.
- **AMBASSADOR Cup – 2023 Invitational Universities Badminton Championship**
 - Held from October 6-8, 2023, at the University of Colombo, UWU's women's team was the Runner-up, and the over-45 men's and mixed teams reached the quarterfinals. UWU finished 5th overall in this tournament, which saw participation from twelve universities.

These events highlight UWU's commitment to fostering a competitive and inclusive sports environment for its staff and students.

2 Students and Resources

2.1 Summary of Students and Human Resources

Faculty	Degree Programmes	Students	Academic Staff	Non-Academic Staff
Animal Science and Export Agriculture	Animal Science	296	69	28
	Export Agriculture	316		
	Tea Technology and Value Addition	215		
	Aquatic Resources Technology	266		
	Palm & Latex Technology and Value Addition	182		
Applied Sciences	Science and Technology	292	65	21
	Computer Science & Technology	365		
	Industrial Information Technology	354		
	Mineral Resources and Technology	240		
Management	Entrepreneurship and Management	356	34	04
	Hospitality, Tourism and Events Management	386		
	Human Resource Development	263		
	English Language & Applied Linguistic	41		
Technological Studies	Engineering Technology	442	26	13
	Biosystems Technology	442		
	Information and Communication Technology	282		
Medicine	Physiology	-	09	01
	Anatomy	-		
	Biochemistry	-		
Total		4738	203	67

Table 2.1 Summary of Students and Human Resources

2.2 Enrolment of Students

The evolution of Uva Wellassa University (UWU) was further underscored in 2023 with a marked increase in student enrolment across its array of degree programs. Each program continued its trend of attracting a considerable number of students, with most boasting an intake surpassing 100 enrollees. Through all these advancements, 2023 exemplified UWU's dedication to delivering top-tier education and fulfilling the academic aspirations of its growing student community.

2.2.1 Total Enrolment of Local Students to Internal Undergraduate Degree Programmes (as at 31.12.2023)

Faculty	Degree Programmes	Medium	1st Year	2nd Year	3rd Year	4th Year	Total
Animal Science and Export Agriculture	Animal Science	English	76	85	81	54	296
	Export Agriculture		85	91	80	60	316
	Tea Technology and Value Addition		45	58	62	50	215
	Aquatic Resources Technology		68	77	73	48	266
	Palm & Latex Technology and Value Addition		44	41	54	43	182
Applied Sciences	Science and Technology		77	82	82	51	292
	Computer Science and Technology		98	99	109	59	365
	Industrial Information Technology		94	104	93	63	354
	Mineral Resources and Technology		58	76	65	41	240
Management	Entrepreneurship and Management		95	102	99	60	356
	Hospitality, Tourism and Events Management		100	120	103	63	386
	Human Resource Development		78	101	84	-	263
	English Language & Applied Linguistic	41	-	-	-	41	
Technological Studies	Engineering Technology	110	125	125	82	442	
	Biosystems Technology	116	116	123	87	442	
	Information and Communication Technology	97	92	93	-	282	
Total			1,282	1,369	1,329	761	4,738

Table 2.2 Total Enrolment of Local Students

2.2.2 New Entrants to Internal Undergraduate Degree Programmes in 2023 - Local Students

Faculty	Degree Programmes	Year of Intake	Proposed Intake	Actual No. Registered
Animal Science and Export Agriculture	Animal Science (ANS)	2019/2020	108	76
	Export Agriculture (EAG)		105	85
	Tea Technology and Value Addition (TEA)		112	45
	Aquatic Resources Technology (AQT)		114	68
	Palm & Latex Technology and Value Addition (PLT)		104	44
Applied Sciences	Science and Technology (SCT)		107	77
	Computer Science and Technology (CST)		101	98
	Industrial Information Technology (IIT)		100	94
	Mineral Resources and Technology (MRT)		106	58
Management	Entrepreneurship and Management (ENM)		101	95
	Hospitality, Tourism and Events Management(HTE)		107	100
	Human Resource Development (HRD)		85	78
	English Language & Applied Linguistic(Eng. Lan & App Ling)		50	41
Technological Studies	Engineering Technology (BET)		121	110
	Biosystems Technology (BBST)		118	116
	Information and Communication Technology (ICT)		100	97
Total			1,639	1,282

2.2.3 Total Enrolment and New Entrants to External Undergraduate Degree Programmes (as at 31.12.2023)

Programme of study	Year of study	New Entrants (January – December 2023)			Student Enrolment (total no. of registered students)		
		Male	Female	Total	Male	Female	Total
Bachelor of Business Management (BBM)	2019/2020	-	-	-	83	88	171
Bachelor of Business Management (BBM)	2021/2022	87	146	233	170	234	404

2.2.4 Total Enrolment of Local Students to Postgraduate Degree Programmes (as at 31.12.2023)

Name of the Faculty	Programme of Study	New Entrants (January – December 2023)			Student Enrolment (total no. of registered students)		
		Male	Female	Total	Male	Female	Total
Animal Science and Export Agriculture	MPhil	-	1	1	4	14	18
Applied Sciences	Mphil	2	1	3	6	8	14
	PhD in Life Sciences	1	-	1	2	-	2
	MSc in Environmental Technology & Management	10	7	17	25	13	38
	MIT	83	66	149	83	66	149
Management	Mphil	-	-	-	2	2	4
	Masters in Business Administration	17	16	33	60	52	112
Technological Studies	Mphil	-	-	-	-	6	6
	PhD	-	-	-	1	-	1
Total		113	91	204	183	161	344

2.3 Graduate Output – 2023 (at the General Convocation 2021 held on 27.01.2023)

Faculty	Degree Programmes	Year 2023		
		Male	Female	Total
Animal Science and Export Agriculture	Animal Science (ANS)	11	32	43
	Export Agriculture (EAG)	11	31	42
	Tea Technology and Value Addition (TEA)	9	41	50
	Aquatic Resources Technology (AQT)	13	20	33
	Palm & Latex Technology and Value Addition (PLT)	15	16	31
Sub Total		59	140	199

Applied Sciences	Science and Technology (SCT)	26	34	60
	Computer Science and Technology (CST)	17	31	48
	Industrial Information Technology (IIT)	19	16	35
	Mineral Resources and Technology (MRT)	17	19	36
Sub Total		79	100	179
Management	Entrepreneurship and Management Studies (ENM)	20	29	49
	Hospitality, Tourism and Events Management (HTE)	20	34	54
Sub Total		40	63	103
Technological Studies	Engineering Technology (BET)	12	67	79
	Biosystems Technology (BBST)	48	12	60
Sub Total		60	79	139
Total		238	382	620

In 2023, Uva Wellassa University produced 620 graduates, with the highest numbers from the Applied Sciences and Animal Science & Export Agriculture Faculties. Most programs had more female graduates, reflecting the university's inclusive approach and growing female participation. This growth highlights UWU's continued commitment to quality higher education.

2.4 Hostels

2.4.1 University Owned Hostels

Name	Loation	Capacity			Fee Per Student per Year (Rs.)
		Male	Female	Total	
Corel Beauty	University Premises	140	-	224	5,000.00
Silver Tips		84	-		
Blue Sapphire		-	140	280	
Cattleya		-	140		

- At present, hostel facilities are provided to 1st year, 3rd year and 4th year students by the university. 504 students are accommodated in the university owned inside hostels and other students are provided rented hostels.
- The list of rented student hostels and the student capacity of those hostels are shown in the table 2.4.2. Hostel fee for a student who resides inside hostels is Rs. 5000 per

year, while students who are given outside rented hostels pay Rs. 3500.

2.4.2 University Rented Hostels

No	Name & Address	Rental Cost Per Year	No Occupied as at 31st December 2023		Fee Per Students/ Per Year
			Male	Female	
1	Mr.B.C.Rodrigo No. 20/26, Baley Road, Badulla	522,900.00	21		3500
2	Mr M.G Sanath No 25A,Water Tank road, Hindagoda, badulla	498,000.00	20		3500
3	Mr K.A.Piyal, Piyal Moto Engineer,Nugayaya,Wallawaya	1,680,000.00		30	3500
4	Mr.D.P.M. Weerasinghe, Kajuwatta, Rambukpotha, Badulla	2,249,100.00		57	3500
5	Mr.A.M.S.Aththanayake No 4A,Water Tank Road,Hindagoda, Badulla	684,750.00		26	3500
6	Mr.D.P.S.P.Peirir, No.58, Passara Road, Hindagoda, Badulla	3,280,000.00		65	3500
7	Mr.D.M.S.M.B. Disanayaka No 20, 2nd Stage,YampanaWaththa,Badulla	747,000.00		28	3500
8	Mr. V.P.A . Iroshan,No, 48, Rambukpotha, Badulla	2,106,000.00		45	3500
9	Mrs.D.Thennakoon 29 B,Hanwella RD,Badulla	361,050.00		17	3500
10	Ms D.S.M.Rodrigo No 82/2,Rabukpotha,Pansala Asala,Walawwatta,Rabukpotha	893,200.00		20	3500
11	Ms.A.M.N.S. Attanayaka,No 471, /A, Sirimalgoda ela road, Badulla	1,958,040.00	40		3500
12	Ms M.M.Malavipathirana No 61,Udaweila,Passara Road,Badulla	3,300,000.00	62		3500
13	Mr D.M.B.J.T.Abeyrathna 1/80,Pansala Road,Rabukpotha,Badulla	2,816,000.40		55	3500
14	Ms M.R.S Aththanayake ,No.237,Passara Road, Hindagoda, Badulla	3,540,600.00		60	3500

15	Mr.S.H.T. Dasantha De silva No 18/6, Jyagama, Passara Road, Badulla	1,680,000.00	33		33	3500
16	Ms W.H.D.V.T Madurangi 73A,B,Badulusirigama, Badulla	925,500.00	22		22	3500
17	Ms D.M.M.Hemalatha No26/3, Temple road, Rambukpotha, Badulla	2,761,955.16	58		58	3500
18	Mr.T.J. Silva, No 23, Bogahakumbura, Rambukpotha, Badulla	979,020.00		20	20	3500
19	Ms.W.S.M.N.D.K. Gunasekara, No 389/3A, Srimath Kudarathwatta Mawatha, Dodanwela, Kandy (Agreement II)	2,060,475.00	50		50	3500
20	Mr.J.M.D. Kushan Malinda,No 62,Badulusirigama,Badulla	781,200.00		27	27	3500
21	W.P.W.R. Warnakulasooriya, No 64/3, Bandarapura,Passara road, Badulla	1,146,600.00		26	26	3500
22	Ms,W.S.A Wickramarachchi No 236,6th Lane,Bulugahawatta ,Malkaduwwawa,Kurunegala	1,202,670.00	34		34	3500
23	Mr M.J.K.C.Anuruddhika No 07,Sirimalgoda Ela Rd,Hindagoda,badulla	560,250.00		15	15	3500
24	Mr P.C. Somathilaka No 14/B, Uplands, Ridipana,Badulla	1,140,000.00	25		25	3500
25	Mr. Iduris Muharis Kamaldeen, C/O Mr.M.Z. Kamaldeen , No 54, Bandaranayaka Mawatha , Badulla	1,098,090.00	26		26	3500
26	Mr.A.M.M.Pathmakara,No.21, Sirimalgoda ela para, Hindagoda, Badulla	2,160,000.00	40		40	3500
27	Mr.L.G.S.Rohana No C,192/1,Badulupitiya, Badulla	915,075.00		21	21	3500
28	Mr.W.H.D.I. Prasad, No 421, Passara road, Hindagoda, Badulla	1,953,000.00	38		38	3500
29	Mr.Y.M. Dayananda Madura,Kajuwaththa,Ramukpotha, Badulla	549,045.00	15		15	3500

30	D.M.Kusumawathi, No 46, Forest lane, Jayagama, Passara road, Badulla	466,200.00	10		10	3500
31	Mrs.H.A.R. Kumari, No 330, Rathmatiya Road, Rikillagaskada	2,778,300.00		52	52	3500
32	Mr.M.M.Ranjith, No 07, Galkotuwa Watta, Rambukpotha, Badulla	566,475.00	15		15	3500
33	Mr.A.M.Danapala Attanayaka, No 18Hitha Mithuru Moters, Passara Road, Badulla	933,750.00		24	24	3500
34	Mr.A.J.M.Iliyas, No 19, Nuwara Eliya Road,Welimada	2,100,000.00		40	40	3500
35	Mr.T.M.Dingiribandara No 15/A,Jalatankiyapara,Hindagoda,Badulla	329,925.00	12		12	3500
36	Mr K.K.D.G.S Lanka No03,Bandarapura,passara Road,Badulla	1,260,000.00		25	25	3500
37	Mr S.J.M.N.U.K.Samarakoon Mati Kumbura,2nd Mile post,Passara Road,Badulla	1,386,000.00		27	27	3500
38	Mr A.H.R Silva No 62/1,Badulusirigama,Badulla	547,800.00		17	17	3500
39	Mr.R.R. Jayathilaka, NO 03, Kajuwatta, Rambukpotha, Badulla	882,000.00		38	38	3500
40	Mr.Stanly Medagedara No.55/2, BandarapuraUp Land, Badulla	504,000.00	16		16	3500
41	Mr.K.M.Gunadasa No.65, Kobo Junction Bandarapura, Badulla	1,368,000.00	40		40	3500
42	Mr.D.M.Pathmasiri No.20, Bandarapura,Badulla	1,710,000.00		50	50	3500
43	Uva Education Cooperation Society No 31,Martin Silva Mawatha, Badulla	266,368.99	22		22	3500
44	Mr A.M. Karunarathna T Bandara Kalayathanaya,Batawaththa, Rabukpotha,Badulla	396,900.00	12		12	3500
45	Ms N.C.N Perera Kobo Road, Jayagama	413,437.50	37		37	3500

46	Mr P.R.C Nishantha W.D Mahinda Silva Ellegama,Miraha Watta	156,204.18	26		26	3500
47	Lanka Iathika Sarvodaya, Sramadana Sangamaya, Sarvodaya District Centre, No 47, Springwelly Road,Badulla	288,069.21	25		25	3500
48	Ms R.M.R Sumanalatha No 1/1, Sampath Uyana, Passara Rd, Badulla	115,500.00	12		12	3500
49	Mr M.S.K Peiris No 80/7, Walauwatta, Rambukpotha, Badulla	189,000.00		18	18	3500
50	Ms M.D.S Anuradhi No 67, Weeriyapura, Badulla	73,600.00	25		25	3500
51	Mr N.G.R.D.Kumarawansa No 60, Bandarapura,Badulla	1,262,400.00		112	112	3500
52	Mr Samantha Kithsiri No 5/5, Wanasamraksana Lane, Jayagama, Badulla	250,800.00	22		22	3500
53	Mr K.M.K Upul Bandara No 4/3, Wanasanraksana Office Lane,Jayagama, Badulla	136,800.00	12		12	3500
54	Mr G Chandrasena No 133, Springwelly Rd, Badulla	210,000.00		20	20	3500
55	Mr W.W.S.S Weeraratne No 69/5A, Hindagoda, Ela Rd, Badulla	285,000.00	25		25	3500
56	SERVMAX (PVT) LTD No 391/23/B/21, Edirisinghe Place, Palanwatta, Pannipitiya	264,600.00			-	3500

2.5 Scholarships

2.5.1 Mahapola & Bursaries – 2023

Faculty	Year of Intake	Year of Study	No. of Recipients	
			Mahapola	Bursary
Animal Science and Export Agriculture	2020/2021	1	32	103
	2019/2020	2	48	149
	2018/2019	3	6	141
	2017/2018	4	13	109
Applied Science	2020/2021	1	109	48
	2019/2020	2	106	93
	2018/2019	3	55	59
	2017/2018	4	44	68
Management	2020/2021	1	74	88
	2019/2020	2	50	125
	2018/2019	3	23	47
	2017/2018	4	20	63
Technological Studies	2020/2021	1	189	16
	2019/2020	2	145	100
	2018/2019	3	92	34
	2017/2018	4	82	50
Total			1088	1293

- The Mahapola Scholarship, a government-led initiative, financially assisted numerous deserving students, aiding them in pursuing their undergraduate studies without fiscal hindrance. Mahapola Scholarship is made up of a combined contributions of Mahapola Trust Fund Rs. 2,600 (merit) or Rs. 2,550 (ordinary) plus University Grants Commission Rs. 2450. Hence, in total, a student receives a sum of Rs. 5050 per installment for merit and Rs. 5000 for ordinary scholarship.
- At the same time, the bursary scholarships were extended to students facing economic hardships, ensuring that no brilliant mind is left behind due to financial constraints and under Bursary scholarship Students are paid Rs. 4000 as full and Rs. 3,900 as half scholarship. Selection process for the Bursary Scholarship is carried out by university and the fund is released by the UGC.
- Both the scholarship Payments are made in 10 installments per academic year. And these scholarships have not only eased the burden on students and their families, but they've also reinforced our university's core value of promoting inclusive education.

2.5.2 Other Scholarships – 2023

Name of the Scholarship – 2023	Faculty	No. of Recipients
Chancellor' s Scholarship	Animal Science and Export Agriculture	2
	Applied Science	2
	Management	2
	Technological Studies	2
Presidential Scholarship for Foreign Students	Animal Science and Export Agriculture	-
	Applied Science	-
	Management	-
	Technological Studies	-
Chinese Ambassador Scholarship	Animal Science and Export Agriculture	1
	Applied Science	1
	Management	1
	Technological Studies	1
Endowed Scholarships	Animal Science and Export Agriculture	-
	Applied Science	-
	Management	-
	Technological Studies	1
Total		13

- In 2023, Uva Wellassa University awarded the Chancellor's Scholarship to Eight students across four faculties and Four students across four faculties. While the Presidential Scholarships for Foreign Students was introduced, no allocations were made this year. Additionally, an Endowed Scholarship was granted to a student from the Faculty of Technological Studies, emphasizing the university's commitment to academic excellence and inclusive education.

3 Human Resources

The human resources of Uva Wellassa University encapsulate a diverse and vibrant community of educators, researchers, and administrative staff. Their collective skills and dedication serve as the backbone of our institution, driving us towards new heights in both academic and extracurricular endeavors.

The number of permanent staff members belong to each service category in the year 2023 is as follows.

Service Category		Salary Code	Approved cadre	Actual Cadre
Senior Level	Senior Professors	U-AC 5	280	-
	Professors/Senior Professors	U-AC 5		22
	Associate Professors	U-AC 4		2
	Lecturer	U-AC 3		179*
	Library Staff	U-AC 3		3
	Senior Executives	U-EX 3	2	2
	Middle Level Executives	U-EX 2(a)	15	5
	Middle Level Executives	U-EX 2	1	-
	Chief Medical Officer	U-MO 2	1	1
	Medical Officer	U-MO 1	1	-
Sub Total			300	214
Tertiary Level	Junior Executive/Managers	U-EX 1	15	8
	Academic Support – Segment 1	U-AS 2	8	5
	Academic Support – Segment 2	U-AS 1	2	1
Sub Total			25	14
Secondary Level	Staff Assistant/Supra & Senior Staff Assistant	U-MN 4	-	3
	Associate Officers – Segment 1	U-MN 3	6	4
	Associate Officers – Segment 2	U-MN 2	4	2
	Management Assistant - Non Technical	U-MN 1	78	65
	Management Assistant – Technical	U-MT 1	42	26
Sub Total			130	100
Primary Level	Primary Grade – Skilled	PL-3	8	4
	Primary Grade – Semi skilled	PL-2	31	26
	Primary Grade – Unskilled	PL-1	32	25
Sub Total			71	55
Total			525	383

Note: *02 Temporary Lecturers recruited under UGC Circular 935 are included under “Lecturer” category.

3.1 Academic Staff

The academic staff at Uva Wellassa University represents a blend of seasoned educators and dynamic young scholars, each bringing their unique expertise and perspectives to our educational environment. Their dedication to imparting knowledge, coupled with their active involvement in research, has been instrumental in fostering a culture of academic excellence and innovation within the university. Their continuous efforts in shaping inquisitive minds and preparing students for global challenges underscore the institution's commitment to delivering world-class education.

The number of academic staff members served in each category in the year 2023 is as follows.

Faculty	Medium	Senior Professors	Professors	Associate Professors	Senior Lecturers (SL)		Lecturers	Lecturers (Prob.)	Temp. Lecturers (TL)/Demonstrators (TD)/Instructors (TRA)		
					Gr I	Gr II			TL	TD	TRA
Animal Science and Export Agriculture	English	-	7	-	8	26	6	22	1	33	1
Applied Sciences	English	-	6	1	9	16	8	25	29	7	-
Management	English/ Sinhala/ Tamil	-	6	-	5	9	1	13	1	10	-
Technological Studies	English	-	2	1	1	7	-	15	14	4	-
Medicine	English	-	1	-	2	2	-	4	-	-	-
Total		-	22	2	85	15	79	100			

3.2 Administrative Staff

The administrative staff at Uva Wellassa University serves as the essential backbone, ensuring the smooth and efficient functioning of the institution. Their roles, often behind the scenes, encompass everything from managing university resources and coordinating events to handling admissions and academic records. Their dedication to upholding the university's standards and their unwavering support to both students and academic staff are paramount in ensuring that the institution runs seamlessly and continues to thrive in its academic and extracurricular pursuits.

The number of administrative staff members served in each category for the year 2023 is as follows.

Designation	Approved Cadre	Actual Cadre
Vice-Chancellor	1	1
Registrar	1	1
Bursar	1	1
Deputy Registrar	1	-
Senior Assistant Registrar / Deputy Registrar	5	2
Senior Assistant Bursar / Deputy Bursar	4	1
Medical Officer/ Senior Medical Officer	2	1
Senior Assistant Internal Auditor/ Assistant Internal Auditor	1	1
Director/Physical Education	1	1
Chief Marshall	1	-
Assistant Registrar	8	5
Assistant Registrar (Library Service)	1	1
Assistant Registrar (Legal & Documentation)	1	-
Assistant Bursar	3	3*
Statistical Officer	1	-
Works Engineer	1	1
Curator (Landscape)	1	-
Project Manager	1	-
Chief Security Officer	1	-
Total	35	19

* No. of 02 Assistant Bursar (Temporary Basis)

3.3 Library Staff

The library staff at Uva Wellassa University are the unsung heroes of our academic journey. They manage a vast repository of knowledge, ensuring that resources are accessible, organized, and updated. Their expertise in curating and disseminating information aids both students and faculty in their research and academic endeavors. Moreover, their commitment to fostering a conducive learning environment within the library premises highlights their pivotal role in supporting and enhancing the university's academic objectives.

The number of Library staff members served in each category for the year 2023 is as follows.

Category	Approved Cadre	Actual
Librarian	1	-
Deputy Librarian	-	1
Senior Assistant Librarian	-	2
Assistant Librarian	3	-
Total	4	3

3.4 Academic Support Staff

The Academic Support Staff at Uva Wellassa University plays an indispensable role in enhancing the educational experience. Acting as the vital bridge between faculty and students, they assist in coordinating lectures, managing classroom resources, and ensuring that all academic materials are adequately prepared and available. Their meticulous efforts in logistical and instructional support ensure that teaching and learning processes unfold seamlessly, allowing faculty to focus on delivering content while students engage in an uninterrupted learning journey.

The number of Academic Support staff members served in each category for the year 2023 is as follows.

Designation	Approved Cadre	Actual Cadre
Programmer Cum System Analyst	2	1
Instructor in Computer Technology	4	3
Instructor in Physical Education	2	1
Assistant Network Manager	1	-
Career Guidance Counsellor	1	1
Total	10	6

3.5 Non-Academic Staff

Designation	Approved Cadre	Actual Cadre
Purchasing Officer	1	-
Marshal	1	1
Sub Warden	4	3
Audit Assistant	3	2
Technical Officer (Audio Visual)	1	-
Technical Officer	32	21
Public Health Inspector	1	-
Management Assistant	59	54
Telephone Operator Cum Receptionist	2	-
Management Assistant (Stores Keeping)	2	2
Management Assistant (Book Keeping)	3	2
Management Assistant (Shroff)	3	2
Library Information Assistant	7	6
Nursing Officer	2	1
Security Inspector	2	2
Work Superintendent	1	-
Farm Supervisor	2	-
Supervisor (Civil)	1	1
Supervisor (Electrical)	1	1
Supervisor (Landscape)	1	1
Pharmacist (Lower Grade)	1	1
Lab Attendant (Lower Grade)	26	23
Carpenter	1	-
Fitter	1	-
Plumber	1	1
Electrician	2	2
Caretaker cum Cook	3	2
Works Aide	28	21
Groundman	1	1
Gymnasium Attendant (Lower Grade)	1	1
Library Attendant	3	3
Attendant - Health Services (Lower Grade)	1	1
Driver	3	-
Total	201	155

3.6 Distribution of Non-Academic Staff

Faculty/Branch	Most Senior (Served over 10 years)	Senior Staff (Service period 1-10 years)	Minor Employees
Vice Chancellor's Office	-	2	1
Registrar's Office	-	3	1
Bursar's Office	-	1	1
Faculty of Animal Science & Export Agriculture	2	12	14
Faculty of Applied Sciences	4	8	9
Faculty of Management	3	1	-
Faculty of Technological Studies	1	8	4
Faculty of Medicine	-	1	-
Student Affairs Division	2	5	1
Human Resources Division	4	5	2
General Administration Division	2	3	3
Examination Division	1	3	2
Stores and Supplies Division	3	2	1
Payments Division	-	3	1
Salaries and Loans Division	2	-	-
Reporting Division	-	2	-
Internal Audit Division	-	2	1
Library	3	4	2
Medical Centre	-	2	1
Capital Works Division	1	-	-
Maintenance Division	1	3	2
Physical Education Unit	1	-	3
Academic Research & Publication	-	1	1
CODL	1	-	1
Staff Development Centre	-	-	1
Postgraduate Unit	-	1	-
Total	31	72	52

3.7 Appointments of the Officers of the University (Vice Chancellor, Deans, Registrar, Librarian, Bursar)

The officers of Uva Wellassa University, as stipulated by the Universities Act No. 16 of 1978, form the core administrative and functional framework that upholds the integrity, objectives, and smooth operations of the institution. These officers, appointed as per the legal mandates, shoulder the responsibility of ensuring that the university's policies, procedures, and vision are consistently adhered to and realized. Their roles, as outlined in the act, provide a structured guidance to the university's diverse undertakings, establishing a foundation of accountability and transparency in its governance.

No.	Name	Designation	Period of the Appointment
1	Prof. J.L Ratnasekera	Vice Chancellor	04.11.2020 – 01.11.2023
	Prof. K.B. Wijesekara		02.11.2023 to date
2	Prof. A.S. Rathnayake	Dean Faculty of Applied Sciences	28.05.2023 – 27.05.2026
3	Prof. H.M.S.K. Herath	Dean Faculty of Animal Science & Export Agriculture	29.05.2023 – 28.05.2026
4	Prof. J.P.R.C. Ranasinghe	Dean Faculty of Management	25.08.2023 – 24.08.2026
5	Prof. K.G.C. Senarathna	Dean Faculty of Technological Studies	02.11.2023 – 01.11.2026
6	Mr. M.F. Hibathul Careem	Registrar	15.11.2017 to date
7	Dr. T. Pratheepan	Librarian (Acting)	02.01.2023 to date
8	Ms. K.T.J. Perera	Bursar	03.11.2020 to date

3.8 Appointments of the Heads of the Departments of the University

No	Name	Faculty	Department	Period of the Service
01	Dr. D.C. Mudannayake	Animal Science & Export Agriculture	Animal Sciences	01.01.2021 – 31.12.2023
02	Dr. M.K.S.L.D. Amarathunga		Export Agriculture	29.05.2023 – 28.05.2026
03	Prof. W.A.J.P. Wijesinghe		Food Science and Technology	01.02.2023 – 31.01.2026
04	Dr. A.P. Henegamage	Applied Sciences	Science & Technology	28.05.2023 – 27.05.2026
05	Ms. S.D.H.S. Wickramaratna		Computer Science & Informatics	30.05.2023 – 29.05.2026
06	Dr. J.T. Cooray		Applied Earth Sciences	28.05.2023 – 27.05.2026
07	Prof. K.M.M.C.B. Kulathunga	Management	Management Sciences	18.01.2022 – 17.01.2025
08	Mr. M. Rubavathanan		Public Administration	01.12.2023 – 30.11.2026
09	Mr. A.M.D.B. Nawarathna		Tourism Studies	25.08.2023 – 24.08.2026
10	Mr. G.H. Abeyweera		English Language Teaching	12.09.2023 – 11.09.2026
11	Dr. H.K.I.K. Hewavitharana	Technological Studies	Biosystems Technology	03.11.2023 – 02.11.2026
12	Dr. H.M.C.M. Herath		Engineering Technology	03.10.2022 – 02.10.2025
13	Mr. W.M.C.J.T. Kithulwatta		Information and Communication Technology	03.01.2023 – to the date (Acting Head)

4 Research and Development

4.1 Research, Innovations & Publications

Faculty	Subject	Published	Commercialized	Presented
Animal Science and Export Agriculture	No. of Research Studies	31	-	29
	No. of Innovations/ Product Developments	-	-	-
	No. of Journal Articles	34	-	9
	No. of Books/Book Chapters	3	-	-
	No. of Abstracts	93	-	31
	Posters	-	-	-
Sub Total		161	-	69
Applied Sciences	No. of Research Studies	20	-	11
	No. of Innovations/ Product Developments	-	-	1
	No. of Journal Articles	73	-	-
	No. of Books/Book Chapters	6	-	-
	No. of Abstracts	28	-	8
	Posters	1	-	-
Sub Total		128	-	20
Management	No. of Research Studies	30	1	9
	No. of Innovations/ Product Developments	-	-	-
	No. of Journal Articles	42	-	2
	No. of Books/Book Chapters	22	-	7
	No. of Abstracts	56	-	13
	Posters	-	-	-
Sub Total		150	1	31
Technological Studies	No. of Research Studies	16	-	05
	No. of Innovations/ Product Developments	03	-	01
	No. of Journal Articles	12	-	-
	No. of Books/Book Chapters	-	-	-
	No. of Abstracts	40	-	11
	Posters	03	-	03
Sub Total		74	-	20
Total		540	4	180

4.2 Programmes, Seminars & Workshops

Faculty	Subject	Attended/ Offered	Completed	Presented
Animal Science and Export Agriculture	No. of Degree Programmes	-	-	-
	No. of Certificate Programmes	03	03	-
	No. of Community Service Delivery Programmes	02	02	02
	Staff Development Seminars & Workshops	-	1	-
Sub Total		05	06	02
Applied Sciences	No. of Degree Programmes	04	-	-
	No. of Certificate Programmes	-	01	-
	No. of Community Service Delivery Programmes	07	-	-
	Staff Development Seminars & Workshops	05	-	-
Sub Total		16	01	-
Management	No. of Degree Programmes	8	5	8
	No. of Certificate Programmes	4	4	1
	No. of Community Service Delivery Programmes	39	12	4
	Staff Development Seminars & Workshops	30	-	-
Sub Total		81	21	13
Technological Studies	No. of Degree Programmes	01	02	-
	No. of Certificate Programmes	01	04	-
	No. of Community Service Delivery Programmes	02	02	-
	Staff Development Seminars & Workshops	03	04	-
Sub Total		07	12	-
Total		193	69	35

4.3 Details of Awards Received

Faculty	Subject	No. of Awards	No. of Academics	No. of Students
Animal Science and Export Agriculture	Local Awards	02	02	01
	International Awards	-	-	-
Sub Total		02	02	01
Applied Sciences	Local Awards	03	03	01
	International Awards	01	01	-
Sub Total		04	04	01
Management	Local Awards	9	2	1
	International Awards	1	2	1
Sub Total		10	4	2
Technological Studies	Local Awards	05	01	-
	International Awards	-	-	-
Sub Total		05	01	-
Total		24	8	6

5 Capital Works Division

The Capital Works Division is responsible for providing buildings and other infrastructure facilities to assure an environment conducive for teaching, learning and research activities of the university by ensuring the development and rehabilitation projects are planned and implemented within the agreed time frames and fund allocations while maintaining the quality of work.

5.1 Details of the Major Capital Projects

In the year 2023, following are the major capital projects constructed in Uva Wellassa University and the summary details of each major capital project as at December 31, 2021 were indicated in the following Tables 5.1 to 5.2.

Name of the Project	Development of the Infrastructure Facilities of the Uva Wellassa University - Phase II - Library Building
Total Cost Estimate	Rs.42 Mn
Contractor	Kumarasiri Civil Construction
Contract Amount	Rs. 34,609,007.00
Contract Period	Six Months
Physical Progress	60% (By 31.12.2023)

5.2 Details of the Rehabilitation Projects

Apart from the major capital projects, Capital Works division also implement the rehabilitation works with the technical support of the Maintenance Division in each year. Table 5.3. indicates the rehabilitation projects which are implemented in the year 2023.

No	Name of the Project	Awarded amount with VAT (Rs.)
01	Installation of wireless local area in the University(UWU/CW/NS/22/05)	1,649,565.57
02	Partition Works for the research and Publication Unit (UWU/CW/NS/23/01)	122,000.00
03	Supply and installation of curtains to the Technological Studies Building – Conference Room (UWU/CW/NS/23/02)	126,645.20
04	Construction of Drain near Senior staff Quarters (UWU/CW/NS/23/03)	526,010.00
05	Supply and Installation of curtains to the Staff Learning Centre, Staff Development Center and Technological	3,225,310.00

	Studies Building (UWU/CW/NS/23/04)	
06	Industrial Power distribution in Engineering Technology Yard (UWU/CW/NS/23/06)	945,200.00
07	Improvement works in G Block for office of the Faculty of Medicine (UWU/CW/NS/23/07)	
	• Package 01 Partitioning Work	2,800,000.00
	• Package 02 Civil work	1,583,010.00
	• Package 03 Electrical and Data Network	1,898,800.00
	• Package 04 Curtaining Work	264,600.00

Table 5.3. Rehabilitation Work



CERTIFICATE OF THE ACCOUNTING OFFICER ON FINANCIAL STATEMENTS FOR THE YEAR 2023

The Financial Statements of the Uva Wellassa University for the financial year ended December 31, 2023 have been prepared in the form and manner specified by the University Grants Commission and in terms of section 106 and 107 of the University Act No.16 of 1978, in terms of the Finance Act No.38 of 1971 and is rendered to the Auditor General together with the notes and schedules referred to in the Statement of Financial Performance and the Statement of Financial Position. Financial rules and procedures prescribed by the University Grants Commission have been complied with, and the systems of controls have been maintained as far as practicable to ensure propriety of transactions and efficiency in expenditure. To the best of my knowledge, the Financial Statements have been prepared satisfactorily and exhibits a true and fair view of the financial position of the University.

Prof. K. B. Wijesekara
Vice Chancellor

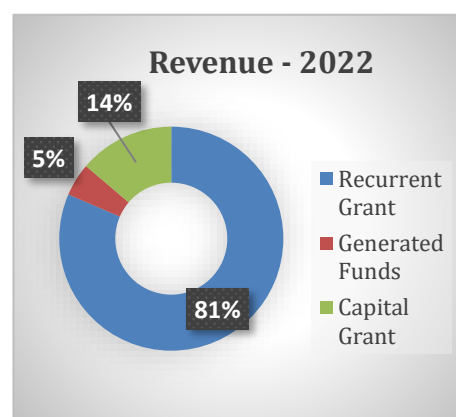
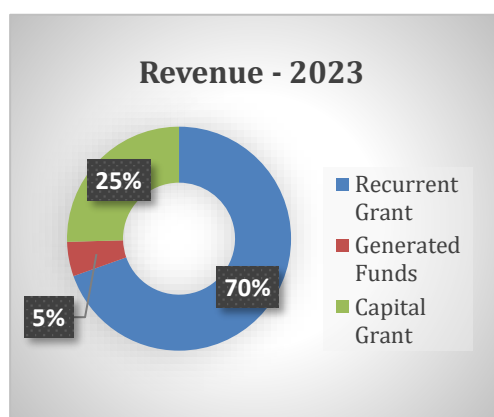
May 29, 2024.

6.1 Financial Summary

SUMMARY OF FINANCIAL RESULTS

As at 31st December 2023

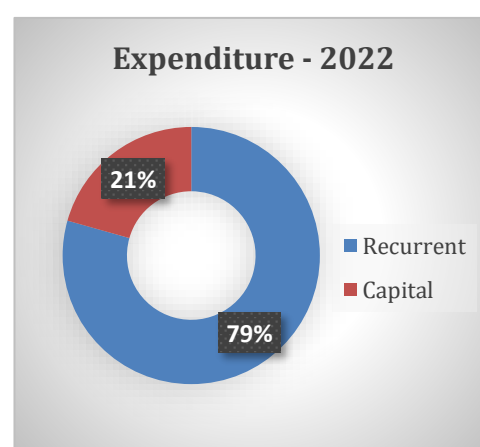
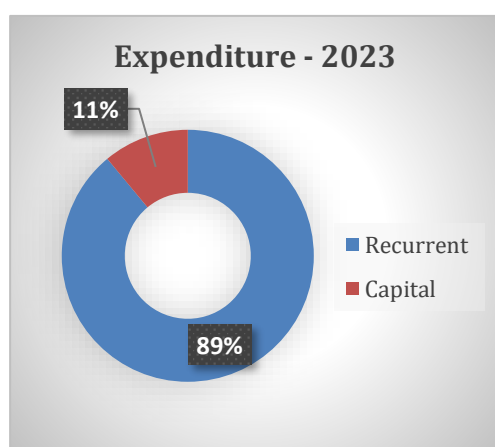
		2023 Rs.	2022 Rs.
REVENUE			
Recurrent		1,557,055,134	1,324,955,503
Government Grant		1,409,000,000	1,201,000,000
	Personal Emoluments	934,000,000	958,000,000
	Other Recurrent	475,000,000	243,000,000
Bursary Grant	Bursary	44,196,000	50,619,400
Generated Funds		103,859,134	73,336,103
	Miscellaneous Income	42,412,234	36,664,928
	Income from Self Financed Programmes	61,446,900	36,671,175
Capital		532,450,524	216,613,598
Government Grant		531,710,703	211,550,983
	Capital Block Grant	247,000,000	75,000,000
	Medical Faculty Grant	100,000,000	-
	Technology Faculty Grant	40,000,000	20,000,000
	AHEAD Project Grant	144,710,703	114,550,983
	Inter University Championship	-	2,000,000
Other Grants	Donations	739,821	5,062,615
TOTAL REVENUE		2,089,505,658	1,541,569,101



SUMMARY OF FINANCIAL RESULTS

As at 31st December 2023

	2023 Rs.	2022 Rs.
EXPENDITURE		
Recurrent	1,779,085,531	1,766,711,309
Recurrent Expenditure	1,460,191,277	1,339,951,090
Personal Emoluments	966,064,974	967,571,935
Other Recurrent	494,126,303	372,379,155
Bursary Expenditure	44,196,000	50,619,400
Other Expenditure	274,698,254	376,140,819
Expenses of Self Financed Programmes	21,356,547	11,592,412
Depreciation & Amortization	253,341,707	364,548,407
Capital	220,504,969	459,026,330
Capital Expenditure	220,504,969	459,026,330
Construction of Building	23,018,874	187,807,895
Acquisition of Fixed Assets	40,763,465	37,994,500
Strengthening Research Activities	5,106,066	5,849,568
Quality Improvement Projects	4,381,400	1,120,852
Rehabilitation & Improvement of Capital Assets	12,846,189	2,905,722
AHEAD & Other	134,388,976	223,347,793
TOTAL EXPENDITURE	1,999,590,500	2,225,737,639



SUMMARY OF FINANCIAL RESULTS

Cost per Student

Year	2019	2020	2021	2022	2023
Number of Students	2701	2908	3581	4198	4738
Cost per student with Depreciation (Rs.000)	481	467	410	418	371
Cost per student without Depreciation (Rs.000)	375	373	319	331	318
Recurrent Grant per Student (Rs.000)	354	383	311	286	297

Recurrent Expenditure

Rs. '000

	2019	2020	2021	2022	2023
Personnel Emoluments	627,780	779,526	822,109	967,572	966,065
Operating Expenses - Current	358,571	275,914	289,816	372,379	494,126
Student Financial Assistance	27,797	28,687	29,338	50,619	44,196
Total	1,014,148	1,084,126	1,141,262	1,390,570	1,504,387

Depreciation is not included in Operating Expenses - Current.

Capital Expenditure

Rs. '000

	2019	2020	2021	2022	2023
Building Construction Projects	303,967	225,709	285,478	187,808	23,019
Acquisition of Fixed Assets	82,565	44,624	310,734	220,903	82,562
Strengthening Research Activities	13,950	6,255	9,621	5,850	5,106
Quality Improvement Projects	6,432	-	4,344	1,121	4,381
Rehabilitation & Improvement of Capital Assets	50,842	4,356	14,816	43,345	105,437
Total	457,755	280,944	624,992	459,026	220,505

6.2 STATEMENT OF FINANCIAL POSITION

As at 31st December 2023

	Note	2023	2022
		Rs.	Rs.
ASSETS			
<u>Current Assets</u>			
Cash and Cash Equivalents	03	88,802,053	33,835,759
Investments	04	181,971,236	119,903,811
Receivables	05	44,315,985	26,863,914
Inventories	06	41,259,095	41,204,623
		356,348,368	221,808,106
<u>Non Current Assets</u>			
Receivables	07	7,099,484	5,044,592
Property, Plant and Equipment	08	4,060,042,489	4,007,448,829
Library Books and Cloaks	09	13,587,574	17,801,790
Capital Work In Progress	10	24,021,716	1,139,833
Land and Land Improvements	11	412,474,419	354,745,390
Quality Improvement Projects	12	8,720,329	5,305,697
		4,525,946,010	4,391,486,131
Total Assets		4,882,294,377	4,613,294,237
LIABILITIES			
<u>Current Liabilities</u>			
Accrued Expenses	13	120,151,735	165,712,988
Sundry Creditors and Others	14	93,123,839	280,162,824
		213,275,574	445,875,812
<u>Non Current Liabilities</u>			
Provisions for Gratuity	15	172,026,298	133,187,185
		172,026,298	133,187,185
Total Liabilities		385,301,872	579,062,996
NET ASSETS		4,496,992,506	4,034,231,241

STATEMENT OF FINANCIAL POSITION

As at 31st December 2023

	Note	2023 Rs.	2022 Rs.
EQUITY AND RESERVES			
Equity			
Revaluation Reserves	16	1,514,336,103	1,404,969,393
General Reserve	17	2,858,275,702	2,538,924,296
		4,372,611,805	3,943,893,690
Reserves			
Funds			
Bond Violation Fund	18	87,543,420	67,800,187
Other Funds	19	36,837,282	22,537,365
		124,380,701	90,337,552
TOTAL EQUITY AND RESERVES		4,496,992,506	4,034,231,241

I certify that the financial statements comply with the requirements of the Universities Act No. 16 of 1978 and Sri Lanka Public Sector Accounting Standards (SLPSAS's).

K. Gamini Liyanage
Bursar (Acting)

Members of the Council are responsible for the preparation and presentation of these Financial Statements.

The Financial Statements were approved by the Council and signed on their behalf;

Prof. K. B. Wijesekara Prof. A.S.Rathnayake Mr. Dhanushka Weligama
Vice Chancellor Member of the Council Member of the Council

29th February 2024

Accounting Policies and Notes are an integral part of these Financial Statements

6.3 STATEMENT OF FINANCIAL PERFORMANCE

For the year ended 31st December 2023

	Not e	2023 Rs.	2022 Rs.
REVENUE			
Revenue From Non Exchange Transactions- Recurrent	20	1,453,196,000	1,251,619,400
Revenue From Exchange Transactions- Recurrent	21	103,859,134	73,336,104
Total Revenue Recurrent		1,557,055,134	1,324,955,504
Revenue From Non Exchange Transactions- Capital	22	532,450,524	216,067,868
Total Revenue Capital		532,450,524	216,067,868
Total Revenue		2,089,505,658	1,541,023,371
<u>Operating Expenses- Current</u>			
Personnel Emoluments	23	966,064,974	967,571,935
Travelling and Subsistence	24	1,061,570	641,431
Supplies	25	51,031,964	27,196,450
Maintenance	26	26,170,009	17,594,896
Contractual Expenditure	27	366,572,749	279,346,436
Other Recurrent Expenses	28	49,290,011	47,599,942
Expenses of Self Financed Programmes	29	21,356,547	11,592,412
Bursary Payments	30	44,196,000	50,619,400
		1,525,743,824	1,402,162,902
<u>Non Operating Expenses</u>			
Depreciation & Amortization	31	253,341,707	364,548,407
		253,341,707	364,548,407
Total Expenses		1,779,085,531	1,766,711,309
Total Surplus / (Deficit) for the period		310,420,127	(225,687,938)

6.4 STATEMENT OF CASH FLOWS

For the year ended 31st December 2023

	2023 Rs.	2022 Rs.
<u>Cash Flows from Operating Activities</u>		
Deficit / Surplus from ordinary activities	310,420,127	225,687,938)
Adjustments related to AHEAD Assets & Other Fixed Assets	20,538,450	127,295,977
Adjustments related to Inventory	(2,297,399)	(63,449)
Adjustments related to Accrued Expenses	1,130,783	(81,617)
Adjustments related to Funds	(5,044,893)	12,221,893
Adjustments – Others	1,205,033	-
Receipts/ (Payments) related to previous years	-	(17,298)
<u>Non - Cash Movements</u>		
Depreciation	253,341,707	364,548,407
Provisions and Others	40,403,947	19,208,441
<u>Operating Profit before changes in Working Capital</u>	619,697,755	297,424,415
<u>Changes in working Capital</u>		
(Increase)/Decrease in Receivables (Current)	(17,452,071)	(5,472,193)
(Increase)/Decrease in Receivables (Non Current)	(2,054,892)	1,284,321
(Increase)/Decrease in Inventories	(54,472)	(9,654,972)
(Increase)/Decrease in Advance	-	74,000
Increase/(Decrease) in Accrued Expenses	45,561,253)	88,908,680
Increase/(Decrease) in Sundry Creditors	(187,038,985)	145,431,494
<u>Operating Profit after Changes in Working Capital</u>	367,536,082	517,995,745
Gratuity paid	(1,564,833)	(4,709,064)
Net cash flows from operating activities	365,971,249	513,286,681
<u>Cash Flows from Investing Activities</u>		
Acquisition of Fixed Assets	(282,980,680)	(483,651,612)
Investments	(62,067,425)	(50,984,195)
Net cash flows from investing activities	(345,048,105)	(534,635,806)
<u>Cash Flows from Financing Activities</u>		
Other Funds	34,043,150	25,833,985
Net cash flows from financing activities	34,043,150	25,833,985
Net Increase/(Decrease) in Cash and Cash Equivalents	54,966,293	4,484,860
Cash and Cash Equivalents at beginning of period	33,835,759	29,350,899
Cash and Cash Equivalents at end of period	88,802,053	33,835,759
Note - Bank Balances as at 31/12/2023		
<u>Bank Account No</u>		
BOC- 3114828	504,498	2,173,402
BOC- 3114820	7,923,600	11,826,781
BOC- 78166821	8,470	906,707
BOC- 78057047	10,278,496	5,419,874
BOC- 81216727	58,739,180	1,001,853
BOC- 86977531	3,081,578	1,883,211
People's Bank - 010100168384805	5,806,629	3,867,101
Foreign Currency Savings A/c	2,343,139	6,755,331
BOC Awards Savings Account	116,462	1,500
Total	88,802,053	33,835,759

Accounting Policies and Notes are an integral part of these Financial Statements

6.5 STATEMENT OF CHANGES IN EQUITY

For the year ended 31st December 2023

	General Reserve	Special Reserve	Revaluation Reserves	Total Rs.
Balance as at 31.12.2021	2,620,873,818	-	851,130,601	3,472,004,419
<u>Prior year Adjustments</u>				
Adjustments related to Fixed Assets	126,931,611	-	-	126,931,611
Adjustments related to Inventory	63,449	-	-	63,449
Adjustments related to Accrued Expenses	(81,617)	-	-	(81,617)
Adjustments related to Funds	9,992,397	-	-	9,992,397
Adjustments related to Funds	(2,229,496)	-	-	(2,229,496)
Adjustments related to Depreciation	(26,002,648)	-	-	(26,002,648)
Adjustments related to software amortization	(364,365)	-	-	(364,365)
Other Adjustments	(116,730)	-	-	(116,730)
Revaluation surplus of Lab Equipment	-	-	553,838,792	553,838,792
Surplus/ Deficit for the year	(225,687,938)	-	-	(225,687,938)
Balance as at 31.12.2022	2,503,378,482	-	1,404,969,393	3,908,347,875
<u>Prior year Adjustments</u>				
Adjustments related to Fixed Assets	20,538,450	-	-	20,538,450
Adjustments related to Inventory	2,298,668	-	-	2,298,668
Adjustments related to Accrued Expenses	1,180,939	-	-	1,180,939
Adjustments related to Funds	(8,127,209)	-	-	(8,127,209)
Adjustments related to Funds	2,173,402	-	-	2,173,402
Adjustments related to Depreciation	(5,948,645)	-	-	(5,948,645)
Other Adjustments related to Compensation	32,361,487	-	-	32,361,487
Revaluation surplus of Computer Items	-	-	109,366,709	109,366,709
Surplus/ Deficit for the year	310,420,127	-	-	310,420,127
Balance as at 31.12.2023	2,858,275,702	-	1,514,336,103	4,372,611,805

Accounting Policies and Notes are an integral part of these Financial Statements

6.6 PERFORMANCE (CONTROL) REPORT FOR THE YEAR

For the year ended 31st December 2023

	Original Budget Rs.	Revisions Rs.	Revised Budget Rs.	Actual Rs.
Income - Recurrent				
Recurrent Grant	1,422,000,000	50,000,000	1,472,000,000	1,409,000,000
Self Financed Programme Income	31,000,000	-	31,000,000	61,919,173
Other Income	10,000,000	-	10,000,000	74,845,436
Total Income -Recurrent	1,463,000,000	50,000,000	1,513,000,000	1,545,764,609
Expenses - Recurrent				
Personnel Emoluments	997,000,000	-	997,000,000	927,193,198
Travelling Expenses	3,000,000	-	3,000,000	1,081,610
Supplies	42,100,000	-	42,100,000	59,839,339
Maintenance	14,200,000	-	14,200,000	29,290,496
Contractual Expenditure	307,000,000	50,000,000	357,000,000	395,597,950
Other Recurrent Expenses	58,700,000	-	58,700,000	134,632,913
Self Financed Programme Expenses	31,000,000	-	31,000,000	21,536,466
Total Expenses - Recurrent	1,453,000,000	50,000,000	1,503,000,000	1,569,171,972
Income - Capital				
Capital Grants	250,000,000	-	250,000,000	247,000,000
Treasury Grants - Faculty of Medicine	200,000,000	-	200,000,000	100,000,000
UGC Block Grants	-	-	-	40,000,000
AHEAD Grants- Additional Student Intake	-	-	-	26,600,000
Total Income - Capital	450,000,000	-	450,000,000	413,600,000
Expenses - Capital				
Rehabilitation & Improvement of Capital Assets	8,000,000	-	8,000,000	3,509,444
Acquisition of Fixed Assets	107,500,000	-	107,500,000	105,050,837
Construction of Buildings	121,300,000	1,000,000	122,300,000	128,789,705
Strengthening Research	10,200,000	-	10,200,000	4,866,406
Human Capital Development Projects	3,000,000	(1,000,000)	2,000,000	1,223,240
Treasury Grants - Faculty of Medicine	200,000,000	-	200,000,000	41,826,908
Budget Proposals 2016/17 - Establishment of Technology Faculty	-	-	-	50,521,195
Total Expenses - Capital	450,000,000	-	450,000,000	335,787,736

6.7 NOTES TO THE FINANCIAL STATEMENTS

For the year ended 31st December 2023

SUMMARY OF SIGNIFICANT ACCOUNTING POLICIES AND DISCLOSERS

1. General Information

1.1 Reporting Entity

Uva Wellassa University has been incorporated under the Universities Act No.16 of 1978, and located at Passara Road, Badulla, Sri Lanka. University is functioned under the University Grants Commission and Ministry of Education.

1.2 Date of Authorization for Issue

The Financial Statements of the Uva Wellassa University were authorized for issue by the Council dated on 29.02.2024

1.3 Reporting Period

The Financial Period of the University represent from 01st January 2023 to 31st December 2023.

2. Summary of Significant Accounting Policies

2.1 Statement of Compliance

The Financial Statements of the University have been prepared and presented in accordance with Sri Lanka Public Sector Accounting Standards (SLPSAS's). However, Sri Lanka Accounting Standards also have been used in the areas where no Public Sector Accounting Standards are available. These Financial Statements comprise the Statement of Financial Position, Statement of Financial Performance, Statement of Cash Flows, Statement of Changes in Equity and Notes to the Financial Statements.

2.2 Basis of Measurement

The Financial Statements of the Uva Wellassa University have been prepared on the historical cost basis and apply consistently. No adjustments have been made for inflation factors affecting to the Financial Statements except for the Property, Plant and Equipment measured at fair value.

2.3 Comparative Information

All accounting policies adopted by the University are applied consistently with those of the previous year, where necessary comparative figures have been adjusted to conform to the changes, in presentation of current year figures.

2.4 Materiality and Aggregation

Each material class of similar items have presented separately in the Financial Statements. Items of dissimilar nature or function have presented separately unless they are immaterial.

2.5 Offsetting

Assets and Liabilities, Revenue and Expenses have not been offset unless required or permitted by SLPSAS.

2.6 Going Concern

The Uva Wellassa University has assessed the ability to continue as a going concern. The Council of Uva Wellassa University has a reasonable expectation that the University has adequate resources to continue in operational existence for the foreseeable future. University does not foresee a need for liquidation or cessation of operations, taking into account all available

information about future. Accordingly, the University continues to adopt the going concern basis in preparing the financial statements.

2.7 Events After the Reporting Period

All material events after the reporting date have been considered and where appropriate adjustments or disclosures wherever necessary have been made in the Financial Statements.

2.8 Functional & Presentation Currency

Items included in the Financial Statements of the University are measured using the currency of the primary economic environment in which the University operates (the functional currency). These Financial Statements are prepared and presented in 'Sri Lankan Rupees' (Rs.), which is the University's functional and presentation currency.

2.9 Transaction of Foreign Currencies and Balances

Foreign currency transactions are translated into the functional currency using the exchange rates prevailing at the dates of the transactions or valuation where item are re measured. Foreign exchange gains and losses resulting from the settlement of such transactions and from the translation at year end exchange rates of monetary assets and liabilities denominated in foreign currencies are recognized in the Statement of Financial Performance.

2.10 Rounding

The amounts in Financial Statements have been rounded-off to the nearest rupee, except otherwise indicated as permitted by the Sri Lanka Public Sector Accounting Standards.

2.11 Property, Plant & Equipment (PPE)

The University's Property Plant & Equipment (PPE) includes Land, Buildings & Structures, Furniture & Fittings, Plant & Machinery, Office Equipment, Laboratory and Teaching Equipment, Motor Vehicles, Library Books and Cloaks.

a. Basis of Recognition

Property, Plant and Equipment are recognized if it is probable that future economic benefits associate with the item will flow to the entity and the cost of the item can be reliably measured.

i) Initial Recognition

All items of Property Plant & Equipment are stated initially at cost and subsequently measured at cost less accumulated depreciation and any impairment losses. The cost of Property Plant & Equipment comprises its purchase price and any directly attributable cost of bringing the asset to working condition for its intended use.

ii) Subsequent Expenditure on Existing Property, Plant & Equipment

Expenditure incurred on tangible fixed assets is charged to the Statement of Financial Performance in the period which is incurred, unless it meets one of the following criteria, in which case, it is capitalized and depreciated over the relevant useful life time.

- Increase in the capacity of the asset
- Substantial improvement in the quality of output or reduction in operating cost,
- Significant extension of the life of the asset beyond that confirmed by repair and maintenance.
- Market value of PPE has subsequently increased.
- Expenditure incurred on repairs or maintenance of Property, Plant and Equipment in order to restore or maintain the future economic benefits expected from originally assessed standard of performance, is recognized as an expense when incurred.

iii) Measurement after Initial Recognition.

a) Revaluation Model

After initial recognition, below classes of Property plant and equipment, whose fair value can be measured reliably has been carried out at revalued amounts, which is fair value at the date of revaluation less any subsequent accumulated depreciation and subsequent impairment losses.

Land
Buildings and Structures
Furniture and Fittings
Plant & Machinery
Office Equipment
Lab and Teaching Equipment
Motor Vehicles

The gain arising from revaluation of particular assets shall be identified in Revaluation Reserves in the Statement of Changes in Equity.

Revaluations shall be made with the following regularities.

Land – Every 10 years
Buildings and Structures- Every 10 years
Furniture and Fittings- Every 05 years
Plant & Machinery- Every 05 years
Office Equipment- Every 05 years
Lab and Teaching Equipment- Every 05 years
Motor Vehicles- Every 05 years

Carrying Value of Property Plant and Equipment and Intangible assets are reviewed at each reporting date to determine whether there is any indication of impairment. If any such indication exists, then the assets recoverable amount is estimated. An impairment loss is recognized if the carrying amount of an asset exceeds its recoverable amount. Impairment losses are recognized in the Statement of Financial Performances.

iv. Library Books & Cloaks

Cost of Library books and Cloaks are depreciated on the straight-line basis over a period of 5 years.

v. Intangible Assets

Computer software and online journals have been recognized as intangible assets when it is probable that future economic benefits that are attributable to the assets will flow the enterprise and the cost of the asset can be measured reliably. Intangible assets acquired are stated at cost less accumulated amortization and accumulated impairment losses. These costs are amortized over their estimated useful lives.

b. Depreciation

Depreciation of Property Plant and equipment other than land, Buildings, Furniture & Fittings, Plant & Machinery, Office Equipment, Laboratory and Teaching Equipment and Motor Vehicles, is recognized in the statement of Financial Performance on the straight-line basis on each component of an item of property, plant and equipment. Depreciation of an asset begins when it is available for use and ceases at the earlier of the date that the asset is classified as held for sale and date that the asset is derecognized. The estimated useful life periods are as follows.

<u>Assets Category</u>	<u>Estimated Useful Life</u>
Buildings	20 years
Furniture & Fittings	10 years
Plant and Machinery	05 years
Office Equipment	3-5 years
Laboratory and Teaching Equipment	05 Years
Motor Vehicles	05 Years

Depreciation after Revaluation

Revalued Assets shall continue to be depreciated following the revaluation over the remaining useful life of each category of assets.

c. Impairment of Assets

The assets are tested for impairment at the end of the reporting period. The assets residual values and useful lives are reviewed, and adjusted if appropriate, at the end of each reporting period, an asset's carrying amount is written down immediately to its recoverable amount if the asset's carrying amount is greater than its estimated recoverable amount gains and losses on disposals are determined by comparing the proceeds with the carrying amount and gain/ (loss) is recognized in the Statement of Financial Performance.

d. Derecognition

The carrying amount of Property Plant and Equipment is derecognized at the disposal or when no future economic benefits or service potential is expected from its use or disposal. The gain/ (loss) arising from derecognition shall be included in surplus or deficit when the item is derecognized.

2.12 Capital Work- in - Progress

Capital expenses incurred on PPE which are not completed as at the reporting date are shown as Capital Work - in -Progress and cost incurred on Capital Work - in - Progress is transferred to Property, Plant and Equipment when it is available for use.

2.13 Current Assets

Current Assets classified in Statement of Financial Position are those which are expected to be realized in, or consumption, in the University's normal operating cycle, expected to be realized within twelve months after the reporting date or cash or a cash equivalent.

2.14 Inventories

Inventories are stated at cost and determined on First in First out (FIFO) basis. Inventories mainly comprise of stationaries, chemical & glassware and other consumables. Inventories are for consumption and not for resale.

2.15 Advances to Staff and Receivables

Advances to staff and receivable comprises, festival advance and interest receivables.

2.16 Cash & Cash Equivalents

Cash and cash equivalents are defined as cash in hand, demand deposits and short term highly liquid investments readily convertible to known amounts of cash and subject to insignificant risk of change in value. For the purpose of Cash Flow Statement, cash & cash equivalent includes cash in hand and deposits in banks. Investments with short term maturity of six months or less from the date of acquisition are also treated as cash equivalents. The cash flow statement is prepared based on the indirect method.

2.17 Employee Benefits

Defined Contribution Plans

Employees of the University are entitled for Universities Provident Fund (UPF) and Employees Trust Fund (ETF) in line with respective statutes and regulations. The University contributes 7% and 3% on basic emoluments plus cost-of-living allowance, academic allowances and monthly compensation allowances of the employees to the Universities Provident Fund and to the Employee's Trust Fund respectively. Further University contributes 8% on basic emoluments plus cost-of-living allowance, academic allowances and monthly compensation allowances of the employees to the Universities Pension Fund as a retirement benefit. These are recognized as expenses in the Statement of Financial Performance as incurred.

Defined Benefit Plans

A defined benefit plan is a post-employment benefit plan other than a defined contribution plan. The defined benefit is calculated using projected unit credit method as recommended by SLPSAS 19 "Employee benefits". The present value of the defined benefit obligation is determined by discounting the estimated future cash outflows using interest rates that are denominated in the currency in which the benefits will be paid, and that have terms to maturity approximating to the terms of the related liability. The present value of the defined benefit obligations depends on a number of factors that are, determined on an actuarial basis using number of assumptions. Key assumptions used in determining the defined retirement benefit obligations are given in Notes. Any changes in these assumptions will impact the carrying amount of defined benefit obligations.

Provision has been made for retirement gratuities from the beginning of service for all employees, in conformity with SLPSAS 19 on employee benefits. Provision are made to all employees those who become eligible under the Gratuity Act No.12 of 1983, the liability to an employee arises only on completion of 5 years of continued service. This provision is not fully externally funded.

2.18 Liabilities and Provisions

2.18.1 Current Liabilities

Current Liabilities are stated at their book value.

2.18.2 Provisions

Provisions are recognized when the University has present obligations (legal and constructive) as a result of a past event, where it is probable that an outflow of resources embodying economic benefits will be required to settle the obligation and a reliable estimate can be made of the amount of the obligation.

2.18.3 Contingent Liabilities and Contingent Assets

A contingent liability is a possible obligation that arises from past events whose existence will be continued by the occurrence or non-occurrence of one or more uncertain future events beyond the control of the programme or a present obligation that is not recognized because it is not probable that an outflow of resources will be required to settle the obligation.

A contingent liability also arises in extremely rare cases where there is a liability that cannot be measured reliably. The uncertainty does not recognize a contingent liability but disclose its existence in the Financial Statements.

A contingent asset is a possible asset that arises from past events whose existence will be confirmed by the occurrence or non-occurrence of one or more uncertain future events beyond the control of the University. The University does not recognize contingent asset but discloses its existence where inflow of economic benefits is probable but not virtually certain.

2.19 Revenue Recognition from Non-Exchange Transactions

2.19.1 Recurrent Grant

Recurrent grants are recognized in the Statement of Financial Performance on cash basis.

2.19.2 Government Grants Related to Capital Expenditure

Government Grants for the Capital expenditure has been recorded in Financial Statements in Accordance with Sri Lanka Public Sector Accounting Standard (SLPSAS) 11 Revenue from non-Exchange Transactions.

Revenue Recognition

An inflow of resources from non- exchange transactions recognized as an asset shall be recognized as revenue except to the extent that a liability is also recognized in respect of the same inflow. Revenue from the non-exchange transactions shall be measured at the amount of increase in net assets recognized by the entity.

2.20 Revenue Recognition- Exchange Transactions

2.20.1 Income from Self-Financed Programmes

Income from Self-Financed Programmes and other activities are recognized on accrual basis over the period of course and degrees.

2.20.2 Expenditure Recognition

Expenses incurred in carrying out all activities of the University are recognized on an accrual basis and charged to the Statement of Financial Performance.

2.21 Statement of Cash Flows

The Statement of Cash Flows has been prepared by using the Indirect Method in accordance with the SLPSAS 2 whereby gross cash receipts and gross cash payments of operating activities, finance activities and investing activities have been recognized. Cash and cash equivalents comprise short term, highly liquid investments that are readily convertible to known amounts of cash and are subject to an insignificant risk of changes in value.

2.22 Disclosers

2.22.1 Designated Funds

The fund designated by the University for a specific purpose with the approval of the Council are identified as a Designated Funds. The University Development Fund and Faculty Development Funds were established and transferring a percentage of income of the Self Financing Activities conducted by each Faculties and Canthers. Unutilized funds are held in their respective fund accounts and included under fund and reserves in the Statement of Financial Position until such time as they are required. The Endowment Funds have been established aiming to providing scholarship to the students and appreciate the best performing students at the Convocation. The interest received by investing the fund will be used for this purpose.

2.22.2 Biological Assets

Live Stock consists living animals held for the practical activities and managed by the Faculty of Animal Sciences and Export Agriculture have been shown in the note -6.2 in the financial statement according to the provisions of the SLPSAS 18.

2.22.3 Buildings rented out for Outside Parties

The University has rented out some of its buildings to State Banks, Postal Department, etc. at a nominal rental. These properties are not classified as investment property since these properties

are not held either to earn rentals or for capital appreciation. Accordingly, these properties are also classified as PPE in the Statement of Financial Position

22.2.4 Investments

The University has invested temporary surplus funds lying to the credit of bank accounts on term deposits only at the State Banks. The interest accrued for same has been adjusted to the respective ledger accounts and shown as income "recurrent/exchange in the statements of financial performance. Similarly, the funds received for scholarships have also been invested in term deposits at the State Banks. Further details on investments and interests income on investments are disclosed in note 04.

22.2.5 Income from Self-Financing Activities

The University maintains separate ledger accounts for accounting of income and expenditure generated through Self Financing Activities (SFAs) ranging from Consultancy, Postgraduate taught courses, Short Courses, Part-time courses, External Degree Programs, Testing Assignments, etc. The expenditure accounted under individual ledger accounts are classified in to Expenses - SFA Activities and shown in the Statement of Financial Performance., The balances lysing to the credit of these Self Financing Activities accounts are shown under Reserves in the Statements of Financial Position.

22.2.6 Foreign Currency Transactions and Balances

All foreign currency transactions are recognized as functional currency at exchange rates prevailing when the transactions occur. The balances of Residential Foreign Currency (RFC) accounts as at reporting date recognized into functional currency at the rates of the same date. Exchange gains/loss arising on translating the balances remained in the RFC accounts in previous financial statements and the current year financial statements are recognized as revenue/loss from Exchange Transactions of the Statement of Financial Performance.

22.2.7 Intangible Assets

Intangible assets acquired separately are initially measured at cost. Subsequently it will be carried at its cost less any accumulated amortization under cost model in accordance with the Sri Lanka Public Sector Accounting Standard 20 (SLPSAS). All intangible assets with finite useful lives are amortized on straight line basis over its estimated useful life and charged to the statement of financial performance. Accordingly acquired computer software licenses are capitalized on the basis of the costs incurred to acquire and bring to use. These costs are amortized over their estimated useful life of five (5) years on straight line basis. Human capital development expenses are considered intangible asset and amortized over their estimated life.

22.2.8 Accelerating Higher Education Expansion and Development Operation (AHEAD) Project

AHEAD Project was operated by the University during the period 2018 -2023 for which the Ministry of Education allocates funds under the World Bank funding, the funds allocated for the project were not included in the annual budget estimates of the University and directly disbursed by the Ministry. Therefore, financial information of this project were not associated with the financial statements of the University. AHEAD Project has transferred the funds and assets amounting to Rs. 165,249,153.26 to the University during the year 2023 and the same has been shown under the Property, Plant and Equipment, and General Reservesin the Statement of Financial Position of the University.

#	Description	Amounts Rs.
1	Assets directly purchased by the project and transferred to the University	
	1 st November 2022 – 31 st December 2022	20,538,450.20
	1 st January 2023 – 31 st October 2023	113,110,703.06
	Total Transferred Fixed Assets -2023	133,649,153.26
2	Funds directly Transferredto the University - 2023	31,600,000.00

	Total transferred assets value and funds	165,249,153.26
--	---	-----------------------

The AHEAD Project has purchased the Rs. 17,096,857.02 Value of fixed assets during the period from 01st November 2023 to 31st December 2023. These assets not yet transferred to the university and not included in the Property, Plant and Equipment, and General Reserves in the Statement of Financial Position of the University.

22.2.9 ICT Infrastructure of and Secured WiFi Network Connectivity Solution for Universities implemented by the Ministry of Education

The Ministry of Education has implemented the special project for expansion of WiFi network connectivity solution for the universities. Under the above project, the Ministry of Education has awarded the tender to the Arrogange Technologies (Pvt) Ltd value of Rs. 28,679,859.33 for expansion of WiFi facility of Uva Wellassa University. The supplier has completed the above work and facility handed over to the University. The Ministry of Education not yet finalize the payment. Accordingly above assets not included Property, Plant and Equipment and other records of the university books of accounts

22.2.10 Donated Equipment by Lanka Education and Research Network

Lanka Education and Research Network has donated the DTEN all-in-one Video Conferencing solution unit value of Rs.1,496,152.00. The above donation accepted by the University Council at its 193rd meeting held on 19th January 2024. Above assets need to be recorded of the university books of accounts.

22.2.11 Revaluation of University Fixed Assets

The University fixed assets revaluation process is in progress. Revaluation of buildings and laboratory equipment completed during the year 2021 and 2022. During the year 2023, University appointed expert committee for revaluation of computer related items as per the provisions of Assets Management Circular No.04/2018 of General Treasury. The Committee carried out revaluation of computer related items (3589 units) including the 275 computers which were included in laboratory equipment and eliminated in revaluation of laboratory equipment in the year 2022. The revaluation committee has identified disposable computer items (1849 units) value of Rs.28,038,795.00 and recommended to apply the disposal procedures to removing such items from fixed assets registry.

Summary of Revalued Computer Items as at 31/12/2023

Description	No of Items	Value Rs.
Total Cost of Revalued Computer Items	3589	261,538,979
Total Accumulated depreciation as at 31/12/2023	3589	196,753,388
Net book value as at 31/12/2023	-	64,785,591
Revalued Amount as at 31/12/2023	1701	174,152,300
Revaluation Surplus for the year 2023		109,366,709

The University Assets Revaluation Committee is planned to the complete of revaluation process of the asset categories of furniture, office equipment, sport items and other assets during the year 2024. Accordingly, already used fully depreciated balance fixed assets items can be recorded in accordance with SLPSAS 03 and SLPSAS 07 in the financial report of 2024.

22.2.12 Compensation Payments to the Industrialists who resides in the University Premises

The removing of five industrialists from University premises, the Cabinet Appointed Committee has recommended the payment of compensation as Rs.54,962,086.00. During the year the

University has paid total amounts of compensation to the Divisional Secretariat, Badulla to the settlement of payments to the industrialists. The paid amount has been shown under the Property, Plant and Equipment, in the Statement of Financial Position of the University.

22.2.13 Land Acquisition

The Divisional Secretariat, Badulla has informed that RS.59, 321,250.00 to be deposited at the Court for the proceeding of clear ownership of existing used land by the University (Lot no. 1068 & 1069). Due financial constrain of the country, university has decided to make request from the Ministry of Education and Ministry of land to hand over the clear ownership of above land without charging of the above estimated amounts.

The land acquisition process is going on for the land of 25 acres from Balangoda Plantation, Yatilamada Ela land for Faculty of Medicine and Agarathenna Land for Faculty of Animal Science and Export Agriculture.

There are Court case (Write Application) by Balangoda Plantation Ltd for land acquisition of 12 acres of Wevassa Division. The date of argument for the case is scheduled on 07/03/2024.

22.2.14 Related Party Disclosures

The key management personal of the University are the members of the University Council & the members of the senior management personal. The University Council is the executive body and governing authority of the University which consist of the Vice-Chancellor, Deans of the faculties, two members elected by the Senate and the external members appointed by the University Grant Commission. There is no any contracts entered between the university and any member of the key management personal who is having direct or indirect interest and there is no any Related-party transactions, including sales, purchases, loans, transfers, leasing arrangements, guarantees, amount receivable from or payable to related parties other than the employee remuneration and allowances for services provided during the period.

22.2.15 Presentation of Budget Information in Financial Statements

Budgets to the university is approved cash basis annually. Although University financial statement covers all the financial activities of the university, budgets are approved only for the government grant. The Statement of comparison of budget and actual amounts compares the final budget to actual amounts calculated on the same basis as the corresponding budgetary amounts.

22.2.16 Payments of Allowances to the Project Manager

The university has appointed the Project Manager for the supervision of construction project activities of the Cabinet approved construction projects. The university has paid the allowances to the project manager from the allocated capital funds for construction projects under the consultancies and supervision of total estimated cost of each sub project items. Accordingly paid amounts of allowances recorded to construction related cost of each construction project instead of records of salaries and wages recurrent expenditure.

NOTES TO THE FINANCIAL STATEMENTS

For the year ended 31st December 2023

03 Cash and Cash Equivalents

Bank balances

	2023	2022
	Rs.	Rs.
<u>Bank of Ceylon - Badulla</u>		
A\C No. 3114820	7,923,600	11,826,781
A\C No 3114828	504,498	2,173,402
A\C No 78166821	8,470	906,707
A\C No 78057047	10,278,496	5,419,874
A\C No 81216727	58,739,180	1,001,853
A\C No. 86977531	3,081,578	1,883,211
Foreign Currency Savings A/c	2,343,139	6,755,331
BOC Awards Savings Account	116,462	1,500
<u>Peoples Bank - Badulla</u>		
A\C No.010100168384805	5,806,629	3,867,101
	88,802,053	33,835,759

04 Investments

	2023	2022
	Rs.	Rs.
Fixed Deposits		
VC Fund	1,491,419	1,355,426
Security Deposits (Shroff and Store Keeper)-BOC	125,000	125,000
Bond Violation Fund	56,789,044	40,287,346
Chancellor's Scholarship Fund	1,362,538	1,237,651
Funds for Convocation Awards	1,429,600	1,329,600
Grant for 5th Census of Sinharaja Man Biosphere Reserve	11,745,306	11,282,503
Post Graduate Unit / CODL	72,401,892	39,000,000
University Development Fund	14,671,862	13,501,285
Management Faculty Development Fund	624,875	575,000
CODL Development Fund	8,254,800	675,000
Applied Science Faculty Development Fund	539,900	500,000
Animal Science & Export Agriculture Faculty Development Fund	35,000	35,000
Aptitude Test Funds	2,500,000	-
Other projects Funds	10,000,000	10,000,000
	181,971,236	119,903,811

05 Receivables

		2023	2022
		Rs.	Rs.
Security Deposits	5.1	830,000	830,000
Receivables -Recurrent	5.2	39,863,005	22,252,612
Receivables -Self Financed Programmes		10,000	10,000
Staff Loans and Advances	5.3	3,612,980	3,749,302
Salary Control A/C		-	22,000
		44,315,985	26,863,914

5.1 Security Deposits

	2023	2022
	Rs.	Rs.
Victoria Agencies	150,000	150,000
Badulla Multi Purpose Co-Operative Society - (Fuel Deposit)	350,000	350,000
Badulla Pradeshiya Sabhava	180,000	180,000
Badulla Vivida Seva Samupakara Samithiya	150,000	150,000
	830,000	830,000

5.2 Receivables - Recurrent

Bursary	26,800,000	15,130,900
Bond Violation Fund	1,798,124	698,124
Fixed Deposit Interest	11,205,603	6,327,800
other receivables	59,278	95,788
	39,863,005	22,252,612

5.3 Staff Loans and Advances

Types	Balance as at 31.12.2023	Age Analysis		
		Less than 1 Year	1-2 years	More than 2 years
Distress Loans	7,261,337	3,170,847	1,496,599	2,593,892
Staff Loans	-			
Festival Advances	238,500	238,500		
Computer Loans	204,000	87,500	44,500	72,000
Vehicle Loans	210,266	114,534	43,999	51,733
Special Advances	1,600	1,600		
-	7,915,704	3,612,980	1,585,098	2,717,625

06 Inventories

	2023	2022
	Rs.	Rs.
Stationary	8,741,891	10,616,747
Building & Structures Maintenance	911,207	1,408,299
Mechanical, Electrical & other Goods	52,535	1,293,566
Medical Supplies	6.1 650,263	475,036
Chemical & Glassware	6.1 30,903,200	27,410,974
	41,259,095	41,204,623

6.1 Medical Supplies and Chemical & Glassware

	<u>Medical Stock</u>	<u>Chemical & Glassware</u>
Value of Opening Stock	475,036	29,710,912
Purchases	1,262,245	24,073,325
Value of Closing Stock	(650,263)	(30,903,200)
Consumption for the year 2023	1,087,018	22,881,037

- 6.2** Following types and number of animals, purchased for practical purposes are lived in the University at the end of year 2023

	<u>Quantity</u>
Rabbit	13
Guinea pig	11
Goat (Saanen)	8
Chicken	50
Turkey	2
Guinea Fowl	2
Duck	6
Ornamantal Fish	574

7 Receivables - Non Current

		2023	2022
		Rs.	Rs.
Vehicle Loans	5.3	95,732	152,099
Staff Loans		-	2,210
Computer Loans		116,500	128,500
Distress Loans		4,090,491	4,761,783
Receivable from AHEAD		2,796,761	
		7,099,484	5,044,592

NOTES TO THE FINANCIAL STATEMENTS

For the year ended 31st December 2023

8 Property, Plant and Equipment

8.1 Acquisition of Fixed Assets

	Balance as at 01.01.2023	Additions	Revaluation	Transfers/ Adjustments	Balance as at 31.12.2023
8.1.1 Cost					
Buildings	3,257,947,339	107,100,454	-	(652,050)	3,364,395,742
Furniture & Fittings	446,547,365	9,254,768	-	(134,829)	455,667,304
Plant & Machinery	28,470,654	453,071	-	-	28,923,725
Office Equipment					
Office Equipment	45,205,676	844,008	-	(169,960)	45,879,724
Sport Goods	13,300,700	2,766,925	-	-	16,067,625
Other Capital Assets	79,421,308	5,568,486	-	-	84,989,794
Computers	238,233,947	17,386,416	174,152,300	(238,873,447)	190,899,215
Laboratory & Teaching Equipment	680,393,522	38,528,581	-	639,500	719,561,603
Motor Vehicles	18,650,000	-	-	-	18,650,000
Total Cost	4,808,170,511	181,902,709	174,152,300	(239,190,786)	4,925,034,734
8.1.2 Accumulated Depreciation					
Buildings	273,539,967	4,677,793	-	3,713,390	281,931,150
Furniture & Fittings	242,724,617	33,872,221	-	68,694	276,665,532
Plant & Machinery	17,064,833	4,288,313	-	-	21,353,147
Office Equipment					
Office Equipment	38,742,631	2,815,860	-	(65,151)	41,493,339
Sport Goods	12,435,360	628,241	-	-	13,063,601
Other Capital Assets	41,924,457	12,448,901	-	43,306	54,416,664
Computers	142,693,116	33,298,172	-	(172,914,557)	3,076,732
Laboratory & Teaching Equipment	12,946,701	140,894,060	-	501,320	154,342,081
Motor Vehicles	18,650,000	-	-	-	18,650,000
Total Depreciation	800,721,682	232,923,562	-	(168,652,998)	864,992,245
8.1.3 Net Book Value					
Buildings	2,984,407,372	-	-	-	3,082,464,592
Furniture & Fittings	203,822,749	-	-	-	179,001,773
Plant & Machinery	11,405,820	-	-	-	7,570,578
Office Equipment					
Office Equipment	6,463,045	-	-	-	4,386,385
Sport Goods	865,340	-	-	-	3,004,024
Other Capital Assets	37,496,852	-	-	-	30,573,131
Computers	95,540,830	-	-	-	187,822,484
Laboratory & Teaching Equipment	667,446,821	-	-	-	565,219,522
Motor Vehicles	-	-	-	-	-
Total Net Book Value	4,007,448,829	-	-	-	4,060,042,489

9 Library Books and Cloaks

	Balance as at 01.01.2023	Additions	Disposals	Adjustments	Balance as at 31.12.2023
9.1 Carrying Amounts					
Library Books	104,727,897	3,157,866	-	(46,030)	107,839,733
Cloaks	3,806,820	222,600	-	-	4,029,420
Total Carrying Amount	108,534,717	3,380,466	-	(46,030)	111,869,153
9.2 Depreciation					
Library books	87,737,098	7,177,970	-	16,082	94,931,150
Cloaks	2,995,829	354,600	-	-	3,350,429
Total Depreciation	90,732,927	7,532,570	-	16,082	98,281,579

9.3 Net Book Value

Library books	16,990,799	-	-	-	12,908,583
Cloaks	810,991	-	-	-	678,991
Total Library Books and Cloaks	17,801,790	-	-	-	13,587,574

10 Capital Work In Progress

	Contract Sum (without taxes)	Balance as at 01.01.2023	Additions	Transfers	Balance as at 31.12.2023
Rehabilitation & Improvement Projects	12,857,370	236,833	105,436,777	(104,670,768)	1,002,842
Furniture & Teaching Aids for Faculty of Technology Studies	4,515,000	903,000	-	(903,000)	-
Alternative Anatomy Laboratory for Faculty of Medicine	34,609,007	-	23,018,874	-	23,018,874
Total Capital Work In Progress		1,139,833	128,455,651	(105,573,768)	24,021,716

11 Land and Land Improvements

	Balance as at 01.01.2023	Additions	Disposals	Transfers	Balance as at 31.12.2023
University Premises	353,293,752	3,197,119	-	(1,030,176)	355,460,695
Preliminary Expenses - Land Acquisition	1,451,637.83	55,562,086	-	-	57,013,724
Total	354,745,390	58,759,205	-	(1,030,176)	412,474,419

12 Quality Improvement Projects / Intangible Assets

	Balance as at 01.01.2023	Additions	Transfers/ Adjustments	Amortisation	Balance as at 31.12.2023
Research and Development	-	5,106,066	-	(5,106,066)	-
Expenses for university sport activities	-	3,875,400	-	(3,875,400)	-
Human Capital Development Projects	-	506,000	-	(506,000)	-
Software	5,305,697	7,599,128	(786,386)	(3,398,110)	8,720,329
Total Net Book Value	5,305,697	7,086,593	(786,386)	(17,991,641)	8,720,329

NOTES TO THE FINANCIAL STATEMENTS**For the year ended 31st December 2023****13 Accrued Expenses**

	2023 Rs.	2022 Rs.
Recurrent Payments	119,107,582	164,494,916
Self Financed Programmes	1,044,152	1,218,072
	120,151,735	165,712,988

14 Sundry Creditors and Others

	2023 Rs.	2022 Rs.
Retentions	37,938,252	65,581,635
Sundry Creditors - Recurrent	35,051,679	33,687,277
Sundry Creditors - Capital	12,700,321	170,935,523
Sundry Creditors - Self Financed Programme	39,278	90,788
Interest Payable on Security Deposits	59,553	42,459
Refundable Deposits	3,506,310	2,258,980
Security Deposits - Recurrent	1,726,865	1,633,965

Deposit and payable - Recurrent	384,790	663,112
Deposit and payable - Capital	631,380	4,987,215
Deposit and payable - Self Financed Programme	218,119	218,119
Stamp Duty Payable	63,000	48,050
Withholding Tax Payable	804,292	15,700
	93,123,839	280,162,824

14.1 Retentions

	Supplier/ Item	<u>Balance as at 01.01.2023</u>	<u>Additions / Adjustments</u>	<u>Released</u>	<u>Balance as at 31.12.2023</u>
14.1.1	Construction	44,802,744	-	18,982,260	25,820,484
14.1.2	Furniture	5,500,038	418,599	523,653	5,394,984
14.1.3	Computer	476,223	113,678	468,460.00	121,441
14.1.4	Office Equipment	8,329	-	-	8,329
14.1.5	Lab Equipment	2,655,524	151,749	668,788	2,138,485
14.1.6	Technology Stream	11,278,391	730,751	10,244,548	1,764,595
14.1.7	Faculty of Medicine	-	2,247,176	-	2,247,176
14.1.8	Other Capital Assets	318,985	-	314,017.00	4,968
14.1.9	Cloaks	-	60,030	-	60,030
14.1.10	Building & Structures - Rehabilitation	541,402	46,276	209,917	377,760
		65,581,635	3,768,259	31,411,642	37,938,252

14.1.1 Construction

Water sump & water House	41,661	-	-	41,661
Name Board & Entrance	111,917	-	-	111,917
Vice Chancellor Bungalow	934,867	-	-	934,867
Block - D	1,518,780	-	-	1,518,780
Waste water Drainage system	993,190	-	-	993,190
Road & Landscaping Phase II	753,123	-	-	753,123

14.1.1 Construction (Contd.)

	Supplier/ Item	<u>Balance as at 01.01.2023</u>	<u>Additions / Adjustments</u>	<u>Released</u>	<u>Balance as at 31.12.2023</u>
	Control Metering Cubical	55,034	-	-	55,034
	Erecting Barbed Wire fence	19,376	-	-	19,376
	Senior Staff Quarters	1,965,226	-	-	1,965,226
	Roads and Landscaping at phase 2 Area	439,227	-	-	439,227
	Cafeteria & toilets	1,215,849	-	-	1,215,849
	University Guest House	310,248	-	-	310,248
	Turfing of Play ground	224,238	-	-	224,238
	Retaining Wall Between Block F & the Road	94,104	-	-	94,104
	Senate Building	2,911,903	-	-	2,911,903
	Maintenance Section	306,382	-	-	306,382
	Pavilion	309,638	-	-	309,638
	Sport Centre & Gymnasium	1,673,504	-	1,673,504	-
	Water Supply to Garment factor Building & Vice Chancellor Quarters	16,553	-	-	16,553
	Play ground (for 200m track)	818,245	-	-	818,245
	Landscaping and road works in senior staff quarters area	425,849	-	-	425,849
	Landscaping and road works in guest house area	94,303	-	-	94,303
	Retainning wall between Vice Chancellor bungalow & senior staff quarter	46,800	-	-	46,800
	Landscaping and road works & other related to Vice Chancellor Bungalow	435,586	-	-	435,586
	Landscaping & road works in cafeteria & toilets	99,959	-	-	99,959
	Road & Landscaping in Hostel Area	190,809	-	-	190,809
	Fixing a sink at administration Block	12,285	-	-	12,285
	Strom Water Drainage system	21,931	-	-	21,931
	Balance Work of Road and Landsaping 2	287,651	-	-	287,651
	Fiber Network (Master Network Cabling of Phase 2)	1,107,944	-	-	1,107,944

Infrastructure Development Project for Technology Stream Degree Programme	7,280,057	-	1,700,000	5,580,057
Staff Quarters	191,893	-	191,893	-
Staff Learning Unit	4,004,438	-	4,004,438	-
Design Refurnish Main Canteen	792,663	-	792,663	-
Student Welfare Centre	1,989,586	-	1,989,586	-
Library Building	11,047,576	-	7,600,000	3,447,576
Alternative Water Supply	2,060,352	-	1,030,176	1,030,176
Total	44,802,744	-	18,982,260	25,820,484

14.1.2 Furniture

City Furnishing House (Pvt) Ltd	105,306	-	-	105,306
Leema Creations (Pvt) Ltd	2,976,793	-	-	2,976,793
R.M. Senavirathna	10,710	-	10,710.00	-
Sigiri Samurdhi Steel Furniture (Pvt) Ltd	36,602	-	-	36,602
Microtech Biological (Pvt) Ltd	135,506	-	-	135,506
Gamini Furniture & Timber Stores	1,606,239	418,599	-	2,024,838
N & A Holdings (Pvt) Ltd	346,781	-	230,841	115,940
Sujith Furniture Manufactures	121,068	-	121,068	-
Enex Agencies (Pvt) Ltd	161,034	-	161,034	-
Total	5,500,038	418,599	523,653	5,394,984

14.1.3 Computer

Supplier/ Item	<u>Balance as at 01.01.2023</u>	<u>Additions / Adjustments</u>	<u>Released</u>	<u>Balance as at 31.12.2023</u>
Assidua Technologies (Pvt) Ltd	7,763	-	-	7,763
John Keells Office Automation (Pvt) Ltd	190,400	-	190,400	-
Debug Computer Peripherals (Pvt) Ltd	278,060	-	278,060	-
Base Hp (Pvt) Ltd	-	31,200	-	31,200
Arrogance Technologies (Pvt) Ltd	-	82,478	-	82,478
Total	476,223	113,678	468,460	121,441

14.1.4 Office Equipments

Metro Computer Technology	5,856	-	-	5,856
Metropolitan Office (Pvt) Ltd	2,473	-	-	2,473
Total	8,329	-	-	8,329

14.1.5 Lab Equipments

Scientific Instruments (Pvt) Ltd	263,048	-	-	263,048
Quolikem International (Pvt) Ltd	941,630	-	-	941,630
Analytical Instruments (Pvt) Ltd	18,718	-	-	18,718
Avon Pharmo Chem (Pvt) Ltd	367,618	151,749	-	519,367
S & D Associates (Pvt) Ltd	327,452	-	42,138	285,313
Hemsons International (Pte) Ltd	76,406	-	-	76,406
Organic Trading (Pvt) Ltd	7,004	-	-	7,004
Hayleys Lifesciences (Pvt) Ltd	27,000	-	-	27,000
Bhoomi Tech (Pvt) Ltd	28,650	-	28,650	-
Micro Tech Biological (Pvt) Ltd	598,000	-	598,000	-
Total	2,655,524	151,749	668,788	2,138,485

14.1.6 Technology Stream

Ceylon Business Appliances (Pvt) Ltd	2,185	-	-	2,185
Gamini Furniture & Timber Stores	775,278	-	-	775,278
Scientific Instruments (Pvt) Ltd	554,784	-	485,784	69,000
Udharas Construction	199,814	-	-	199,814
Islandwide Scientific (Pvt) Ltd	224,365	-	-	224,365
Demeter Technologies (Pvt) Ltd	637,200	-	637,200	-
WMJ Construction	352,005	-	352,005	-
Hemsons International (Pvt) Ltd	2,814,831	-	2,814,831	-
New Curtain Shop	-	86,965	80,633	6,332
Leema Creations (Pvt) Ltd	1,921,320	487,620	1,921,320	487,620
Micro Tech Biological (Pvt) Ltd	3,338,500	-	3,338,500	-
Analytical Instruments (Pvt) Ltd	458,109	-	458,109	-
Dynamic AV Technologies (Pvt) Ltd	-	156,166	156,166	-

Total	11,278,391	730,751	10,244,548	1,764,595
-------	------------	---------	------------	-----------

14.1.7 Faculty of Medicine

Medoccon Health Care (Pvt) Ltd	-	94,500	-	94,500
Nova Biomedical Systems (Pvt) Ltd	-	68,500	-	68,500
Nilkamal Eswaran Plastics (Pvt) Ltd	-	135,991	-	135,991
Hayleys Lifesciences (Pvt) Ltd	-	103,697	-	103,697
Medex Holdings (Pvt) Ltd	-	27,690	-	27,690
Rotax (Pvt) Ltd	-	41,400	-	41,400
Analytical Instruments (Pvt) Ltd	-	115,883	-	115,883
Delmege Forsyth & Co. Ltd	-	477,600	-	477,600
Kumarasiri Civil Contractors	-	1,102,765	-	1,102,765
Sri Jaya Construction	-	79,151	-	79,151
Total	-	2,247,176	-	2,247,176

14.1.8 Other Assets

Supplier/ Item	<u>Balance as at 01.01.2023</u>	<u>Additions / Adjustments</u>	<u>Released</u>	<u>Balance as at 31.12.2023</u>
Vithanage Enterprises	4,968	-	-	4,968
Richard Pieris Distributors Limited	314,017	-	314,017	-
Total	318,985	-	314,017	4,968

14.1.9 Cloaks

Torbo Enterprises	-	60,030	-	60,030
Total	-	60,030	-	60,030

14.1.10 Building & Structures - Rehabilitation

Universal Wireman (Pvt) Ltd	38,715	-	38,715	-
Janathakshan (GTE) Ltd	175,197	-	-	175,197
Sandra Fiona Construction & Suppliers	5,335	-	-	5,335
Diesel & Motor Engineering PLC	128,693	-	-	128,693
Udharas Construction	28,359	-	-	28,359
Manusha Construction	-	6,100	6,100	-
RMKB Construction	-	40,176	-	40,176
Leema Creation (Pvt) Ltd	28,783	-	28,783	-
Advanced Micro Technology (Pvt) Ltd	136,319	-	136,319	-
Total	541,402	46,276	209,917	377,760

Total Retentions	65,581,635	3,768,259	31,411,642	37,938,252
-------------------------	-------------------	------------------	-------------------	-------------------

14.2 Sundry Creditors - Recurrent

	2023 Rs.	2022 Rs.
Sundry Creditors - Recurrent	1,100	1,100
Foreign Funded Project (Fifth Census Sinharaja 25ha Plot)	18,772,370	22,226,246
Presidential Scholarship	230,250	230,250
Endowed Scholarship	-	-
Funds from MOHE	39,135	39,135
Collections of University Business Linkage Unit	1,559,381	6,675,631
Research Grants	449,444	4,514,915
	35,051,679	33,687,277

14.3 Sundry Creditors - Capital

	Less than 1 year	More than 1 year	Total
14.3.1 Construction			
Darinton Construction (Pvt) Ltd	4,033,068	-	4,033,068
	4,033,068	-	4,033,068

14.3.2 Acquisition of Fixed Assets

Hasthi Holdings (Pvt) Ltd	132,056	-	132,056
---------------------------	---------	---	---------

14.3.2 Acquisition of Fixed Assets (Contd.)

	Less than 1 year	More than 1 year	Total
Smart Trading and Contracting (Pvt) Ltd	40,650	-	40,650
Singer Plus A	58,584	-	58,584
Alpha Industries (Pvt) Ltd	62,514	-	62,514
Ceylon Business Appliances (Pvt) Ltd	366,778	-	366,778
Pack Software Point (Pvt) Ltd	-	41,250	41,250
	660,583	41,250	701,833

14.3.3 Research Grant

I.U. Wickramaratne	18,150	-	18,150
Rohitha Keerthiwansa	21,895	-	21,895
	40,045	-	40,045

14.3.4 Technology Faculty

WMJ Constructions	918,572	-	918,572
	918,572	-	918,572

14.3.5 Faculty of Medicine

Sri Jaya Construction	2,007,975	-	2,007,975
WMJ Construction	2,358,297	-	2,358,297
Office One	745,750	-	745,750
Lewis Engineering	510,300	-	510,300
Singer PLC	1,169,999	-	1,169,999
Alpha Industries (Pvt) Ltd	131,100	-	131,100
D.S. Books International	83,385	-	83,385
	7,006,805	-	7,006,805
Total	12,659,071	41,250	12,700,321

15 Provision for Gratuity

	2023 Rs.	2022 Rs.
Balance as at the beginning of the year	133,187,185	118,687,807
Net Gratuity payments made/ received for those transferred	(3,597,672)	(2,678,903)
Benefits paid/Payable	(1,564,833)	(4,709,064)
Interest Cost for the Period	23,973,693	13,649,098
Current Service Cost /Provision for the Year	17,027,393	16,587,879
Actuarial(Gain)/Loss	3,000,533	(8,349,633)
Balance as at end of the year	172,026,298	133,187,185

16 Revaluation Reserves

	2023 Rs.	2022 Rs.
Balance as at beginning of the year	1,404,969,393	851,130,601
Total Cost of Revalued Computer as at end of the year	238,538,736	652,023,848
Total Accumulated Depreciation of Computers as at 31.12.2023	(173,753,145)	(574,371,949)
Total Net Book Value as at 31.12.2023	64,785,591	77,651,898
Revalued Amount	174,152,300	631,490,690
Revaluation Surplus / Reserves for the year	109,366,709	553,838,792
Total Revaluation Reserve as at 31.12.2023	1,514,336,103	1,404,969,393

Revaluation reserve is comprised with revaluation gain arised from revaluation of Building, Lab Equipment and Computer Items.

17 General Reserves

	2023 Rs.	2022 Rs.
Balance as at the beginning of the year	2,503,378,482	2,620,873,818
<u>Adjustments relevant to prior periods</u>	-	-
Adjustments related to Fixed Assets	20,538,450	126,931,611

Adjustments related to Inventory	2,298,668	63,449
Adjustments related to Accrued Expenses	1,180,939	(81,617)
Adjustments related to Funds	(8,127,209)	9,992,397
Adjustments related to Funds	2,173,402	(2,229,496)
Adjustments related to Depreciation	(5,948,645)	(26,002,648)
Other Adjustments related to Compensation	32,361,488	(481,095)
Adjusted Balance	2,547,855,575	2,729,066,420
Surplus/(Deficit) Transferred	310,420,127	(225,687,938)
Balance as at end of the year	2,858,275,702	2,503,378,482

18 Bond Violation Fund

	2023	2022
	Rs.	Rs.
<u>Fund Received</u>		
Balance as at the beginning of the year	67,800,188	45,326,433
M.A.D.S. Marasinghe	-	263,724
R.W.V.P.C Rajapaksha	3,314,561	4,400,000
A.M. Samaraweera	100,000	5,305,000
D.R.V.L.B. Thambavita	-	4,936,547
K.M.R. Siriwardhana	600,000	100,000
N.C. Jayasinghe	1,747,671	500,000
A.A.K.K. Jayawardhana	-	5,174,939
GMAUK Gannoruwa	-	243,545
W.M.P.G.C. Weerakoon	1,300,000	1,550,000
P.B.A.I.K. Bulumulla	3,000,000	-
M. Rubavathanan	1,500,000	-

18 Bond Violation Fund (Contd.)

	2023	2022
	Rs.	Rs.
R.M.S.D. Rathnayaka	1,000,000	-
Total	12,562,232	22,473,755
Balance as at end of the year	80,362,419	67,800,188
<u>Interest on Fund</u>		
Balance as at the beginning of the year	(822,442)	9,992,396
Fixed deposit interest recorded	7,181,001	-
Transferred to general reserves	822,442	(9,992,396)
Balance as at end of the year	7,181,001	-
Grand Total as at 31.12.2023	87,543,420	67,800,188

Fund Receivable

A receivable amount of Rs. 1,798,124/- is included in the Fund balance as at 31.12.2023.

Balance as at the beginning of the year	698,124
Fund Receivable	Dr. R.M.S.D. Rathnayake 1,000,000
	Ms. A.M. Samaraweera 100,000
Balance as at end of the year	1,798,124

Bond Violation Fund (Contd.)

Notices on vacation of post have been issued to following staff members and they are liable to pay the outstanding balances mentioned below.

	Rs.
Dr. W.M.P.G.C. Weerakoon	2,707,417
Ms. K.M.R. Siriwardhana	12,990,974
Dr. N.C. Jayasinghe	1,996,103
Dr. R.W.V.P.C. Rajapaksha	1,602,241
Ms. E.K.N.D. Fernando	676,917

Ms. H.K.S.G. Gunadasa	14,611,200
Ms. A.M. Samaraweera	7,480,596
Ms. P.B.A.I.K. Bulumulla	5,845,452
Ms. S.M.I.P.G. Bandara	7,262,766
Ms. R.M.C.W.M. Rathnayake	15,247,401
Dr. R.M.S.D. Rathnayake	10,883,790
M. Rubavathanan	5,691,549
Ms. H.A.S.L. Jayasinghe	17,221,796
Ms. J.M.P.V.K. Jayasundara	21,444,022
	125,662,224

Ms. H.A.S.L. Jayasinghe and Ms. J.M.P.V.K. Jayasundara - Outstanding amounts are not finalized yet.

19 Other Funds

		2023	2022
		Rs.	Rs.
Vice Chancellor's Fund	19.1	2,476,169	1,702,657
Welfare Fund	19.2	177,364	177,364

19 Other Funds (Contd.)

		2023	2022
		Rs.	Rs.
Chancellor's Scholarship Fund	19.3	1,530,995	1,375,863
University Development Fund		19,396,863	15,602,073
ANS & EAG Faculty Development Fund		73,331	48,812
AS Faculty Development Fund		952,292	666,512
MGT Faculty Development Fund		4,881,542	514,799
CODL Development Fund		1,848,788	988,403
Fund for Awards		1,606,118	1,403,082
Other Funds		57,801	57,801
Differed Income		3,836,018	-
		36,837,282	22,537,365

19.1 Vice Chancellor's Fund

Balance as at the beginning of the year	1,702,657	902,667
Fixed deposit Interest recorded	136,022	78,183
Transfer from Self Financing Activities	637,491	-
Transfer from other projects	-	721,807
Balance as at end of the year	2,476,169	1,702,657

19.2 Welfare Fund

Balance as at the beginning of the year	177,364	177,364
Movement during the year	-	-
Balance as at end of the year	177,364	177,364

19.3 Chancellor's Scholarship Fund

Balance as at the beginning of the year	1,004,500	1,004,500
<u>Interest on Fund</u>		
Interest brought forward	371,363	263,102
Fixed deposit Interest recorded	235,132	164,393
Scholarship Payments to Students	(80,000)	(56,132)
Net Interest on Fund	526,495	371,363
Balance as at end of the year	1,530,995	1,375,863

19.4 Development Funds

The University Development Fund and Faculty Development Funds were established during the year 2017 and transferring a percentage of income of the Self Financing Activities conducted by each Faculty.

19.5 Fund for Awards

The Fund has been established during the year 2017 aiming at to appreciate the best performing students at the Convocation. The interest received by investing the fund will be used for this purpose.

20 Revenue from Non Exchange Transactions- Recurrent

	2023 Rs.	2022 Rs.
Recurrent Grants received from Treasury	1,409,000,000	1,201,000,000
Grants for Bursary & Mahapola Scholarships	44,196,000	50,619,400
	1,453,196,000	1,251,619,400

21 Revenue from Exchange Transactions- Recurrent

		2023 Rs.	2022 Rs.
Income from Self Financed Programmes	21.1	61,446,900	36,671,175
Miscellaneous Income	21.2	42,412,234	36,664,928
		103,859,134	73,336,104

21.1 Income from Self Financed Programmes

	2023 Rs.	2022 Rs.
Course Fees - Certificate, Diploma, Degree Courses	31,258,050	27,838,675
Course Fees - Post Graduate Courses	30,188,850	8,832,500
	61,446,900	36,671,175

21.2 Miscellaneous Income

	2023 Rs.	2022 Rs.
Registration Fees - Undergraduates	1,381,000	1,590,000
Examination Fees - Undergraduates	967,740	655,905
Interest from Loans & Advances	303,556	352,064
Interest from Investments	2,164,090	6,358,403
Sale of Discarded Items	-	190,983
Sale of Produce	1,500	-
Rent Income	810,580	1,074,175
Hostel Fees	10,622,032	6,616,968
Medical Fess	275,200	310,200
Library Fines	23,233	-
Ancillary Activities	1,397,100	1,121,000
Miscellaneous Receipts – Recurrent	3,020,620	3,508,058
Miscellaneous Receipts – Capital	41,843	69,041
Aptitude Test (Expenditure - Ref. Note 28)	14,222,000	13,718,450

Consultancy Income	55,000	78,500
Symposium Income	1,370,576	-
Exchange Gain	-	115,418
SFA University Contribution	5,756,165	905,763
	42,412,234	36,664,928

22 Revenue from Non Exchange Transactions- Capital

		2023	2022
		Rs.	Rs.
Capital Grants	22.1	532,450,524	216,067,868
		532,450,524	216,067,868

22.1 Capital Grants

Capital Received in Advance at the beginning of the year	-	1,627,671
<u>Capital Grants Received</u>		
Treasury Grants	247,000,000	75,000,000

22.1 Capital Grants (Contd.)

	2023	2022
	Rs.	Rs.
UGC Block Grants - Technology Faculty	40,000,000	20,000,000
UGC Block Grants - Medical Faculty	100,000,000	-
UGC Block Grants -IT infrastructure for Online Teaching		-
UGC Block Grants -Inter University Championship		2,000,000
AHEAD Grants - To facilitate the Additional Student Intake	144,710,703	114,550,983
Other Donations received for the period	739,821	5,062,615
Total Grants to be utilized for the period	532,450,524	218,241,269
Capital grant recognized in statement of Income	532,450,524	(216,067,868)
Capital Received in Advance at the end of the year	-	2,173,402

23 Personnel Emoluments

		2023	2022
		Rs.	Rs.
-	-		
Personnel Emoluments- Academic Staff	23.1	721,855,720	742,935,717
Personnel Emoluments- Non Academic Staff	23.2	203,805,307	205,427,777
Gratuity Expense	23.3	40,403,947	19,208,441
Total (Academic and Non Academic Staff)		966,064,974	967,571,935

	2023	2021
	Rs.	Rs.
23.1 Personnel Emoluments - Academic Staff		
Salaries and Wages	227,052,236	235,332,227
University Provident Fund	42,220,252	43,301,420
University Pension Fund	33,762,052	35,090,925
Employees Trust Fund	15,196,462	15,761,422
Academic Allowances	254,618,210	263,538,385
Other Allowances	1,495,661	1,565,185

Cost of Living Allowance	25,956,725	26,346,765
Visiting Lecture Fees	1,652,550	2,234,220
Research Allowances	60,503,397	61,541,259
Entertainment Allowances	2,227,082	2,147,521
Property Loan Interest	725,432	801,097
Additional Allowances	36,339,405	36,487,414
Fuel Allowance	4,140,912	3,463,755
Monthly Allowance	15,965,344	15,324,122
Total - Academic	721,855,720	742,935,717

23.2 Personnel Emoluments - Non Academic Staff

Salaries and Wages	89,880,337	89,537,606
University Provident Fund	10,470,541	10,668,270
University Pension Fund	10,325,159	10,564,614
Employees Trust Fund	4,159,141	4,246,579
Acting Pay	1,072,412	389,017
Other Allowances	618,069	768,975
Cost of Living Allowance	17,049,344	17,447,784
Over Time	1,172,744	992,687
Holiday Payments	60,722	125,183
Entertainment Allowances	271,220	266,215
Equalization Allowances	92,472	92,472
Reimbursements of Property Loan Interest	195,479	177,376

23.2 Personnel Emoluments - Non Academic Staff (Contd.)

	2023	2022
	Rs.	Rs.
Research Allowances	2,662,981	2,708,103
Additional Allowances	16,511,189	16,854,163
Monthly Compensatory Allowance	37,371,082	38,200,574
Fuel Allowance	900,990	1,132,935
Adjustment Allowance	62,359	66,083
Monthly Allowance	10,929,067	11,189,144
Total -Non Academic	203,805,307	205,427,777

23.3 Gratuity Expenses

Current Services Cost - Academic	14,076,796	13,792,265
Current Services Cost - Non Academic	2,950,597	2,795,614
Gratuity Interest Cost	23,973,693	13,649,098
Net Actuarial Gain Loss (Gratuity)	3,000,533	(8,349,633)
Net Gratuity payments made/ received for those transferred	(3,597,672)	(2,678,903)
Total Gratuity Expenses	40,403,947	19,208,441

24 Travelling and Subsistence

	2023	2022
	Rs.	Rs.
Domestic	791,828	466,431

Foreign	269,742	175,000
	1,061,570	641,431
25 Supplies	2023	2022
	Rs.	Rs.
Stationary and Office requisites	16,602,648	8,029,213
Fuel and Lubricant - Transport	4,766,375	4,344,618
Uniform and Tailoring charges	1,196,854	515,634
Mechanical and Electrical goods	3,544,741	2,565,081
Chemicals & Glassware	22,881,037	10,294,048
Medical Supplies	1,087,018	1,357,291
Other Supplies	953,290	90,566
	51,031,964	27,196,450
26 Maintenance	2023	2022
	Rs.	Rs.
Vehicles	3,414,435	3,017,058
Plant, Machinery and Equipment	10,294,969	5,313,326
Building & Structures	12,201,834	9,024,257
Furniture	157,550	3,430
Other maintenance	101,220	236,825
	26,170,009	17,594,896
27 Contractual Services	2023	2022
	Rs.	Rs.
Transport	34,476,533	25,899,815
Telecommunication	21,539,666	16,046,040
Postal Charges	1,072,715	964,605
Electricity	52,860,324	24,222,813
Water	14,831,437	7,071,924
Security Service	69,038,649	66,440,967
Cleaning Service	81,966,202	67,819,322
Rent & Hire Charges	87,269,975	67,031,399
Printing & Advertising etc.	2,891,991	2,991,461
Other Contractual Services	625,258	858,090
	366,572,749	279,346,436
28 Other Recurrent Expenses	2023	2022
	Rs.	Rs.
Travel Grants to University Teachers	545,738	4,814,429
Special Services – Council & Committees	2,198,603	1,928,463

Special Services – Professional & Others	3,851,183	3,359,320
Workshops , Seminars, etc.	286,835	756,294
Academic Research	218,070	241,877
Staff Development	471,900	860,572
Postgraduate Research and Scholarships	-	393,412
Course Materials for Students & Quality Improvement	171,508	414,526
Industry internships, Practical and Career Guidance	2,507,102	2,527,878
Student Development and Initiative Programmes	6,416,236	4,521,887
University SportActivities	3,011,083	1,598,721
Students & Employee Welfare	-	134,965
Corporate Plan & Growth Outlook	83,658	23,165
Holiday warrants season tickets	884,465	769,500
Entertainment Expenses	2,691,857	1,606,536
Bank Charges	3,410	-
Exchange Loss	1,505,506	-

28 Other Recurrent Expenses (Contd.)

	2023	
	Rs.	
Award and Indemnity	22,620	-
Contribution & Membership Fees	397,032	1,010,995
Convocation Expenses	6,079,990	3,754,083
Examination Expenses	5,507,828	4,805,842
Others	83,504	359,028
Aptitude Test Expenses (Income- Ref. Note 21)	10,700,607	13,718,450
Symposium Expenses	1,651,275	-
Employee Welfare & Medical	-	-
	49,290,011	47,599,942

29 Self Financed Programme Expenses

	2023	2022
	Rs.	Rs.
Resource Personnel fees	788,250	461,000
Stationary & Consumable	980,244	223,220
Visiting Lecture Fees	6,592,367	3,065,250
Coordination Fees	5,564,699	3,405,880
Advertising	407,965	741,194
University Overhead	3,768,469	1,082,091
Contractual Services	125,900	
Other Expenses	2,117,418	1,691,772
Examination Expenses	1,011,234	922,004
	21,356,547	11,592,412

30 Bursary

	2023	2022
	Rs.	Rs.
Bursary Scholarships Payments	44,196,000	50,619,400
Mahapola Scholarships Payments	-	-
	44,196,000	50,619,400

31 Depreciation -1

	2023	2022
	Rs.	Rs.
Buildings	4,677,793	144,505,458
Furniture & Fittings	33,872,221	32,686,713
Office Equipment	2,815,860	4,833,316
Computers	33,298,172	29,996,371
Laboratory & Teaching Equipment	140,894,060	88,804,838
Books & Periodicals	7,177,970	8,711,895
Sports Goods	628,241	745,528
Other Capital Assets	12,448,901	11,630,253
Cloaks	354,600	315,486
Motor Vehicle	-	3,288,333
Plant & Machinery	4,288,313	4,622,478
	240,456,132	330,140,667

Depreciation -2

	2023	2022
	Rs.	Rs.
Expenses for University Sports Activities	3,875,400	879,852
Strengthening Research	5,106,066	5,849,568
Interest payment for Compensation Expenses	-	25,441,545
Software	3,398,110	1,995,774
Competency Building of Staff	506,000	241,000
	12,885,575	34,407,739
Total	253,341,707	364,548,407

32 Current surplus/ (Deficit) for the period

Current Surplus in Statement of Financial Performance reflects the over revenue amount made during the year. Eventhough, Current surplus comprised with both Non exchange & exchange transactions during the year.

33 Capital surplus/ (Deficit) for the period

Capital surplus reflects the difference between Capital grant and capital expenditure. Capital expendire reflects the amount of 80epreciation and amortization made during the year. Capital grant is the grant received to finance capital expenditure. Capital grant is recorded as per the SLPSASs 11.

**34 Recurrent Expenditure
Programme based**

	2023	2022
	Rs.	Rs.
General Administration	388,428,004	327,312,909
Academic Services	856,194,237	865,389,621
Teaching Resources	25,916,143	25,614,487
Maintenance	81,007,466	40,410,436
Welfare Services	30,157,842	16,880,292
Postgraduate Studies	980,277	6,192,517
Ancillary Activities	68,234,426	50,759,531
	1,450,918,394	1,332,559,795

6.8 DETAILS OF CAPITAL ACTIVITIES COMPLETED DURING THE YEAR 2023

For the year ended 31st December 2023

1 Acquisition of Fixed Assets

1.1 Purchased from Treasury Grants

1.1.1 Buildings

Name of the Project	Opening Balance	Additions	Closing Balance
Library Building	501,912,494	4,144,674	506,057,168
Staff Learning Unit	184,378,921	1,205,374	185,584,294
Technology Stream Building	339,005,293	2,892,325	341,897,619
Block D	10,234,356	2,640,781	12,875,137
Block E	1,040,541	808,264	1,848,804
Smart Learning Environment - FOM	12,086,525	19,085,981	31,172,507
Other Projects	9,051,040	14,980,365	24,031,405
Block A	58,000,000	3,528,539	61,528,539
Block F	72,500,000	490,169	72,990,169
Lecture Theatre Complex - FAS	-	57,323,981	57,323,981
Total Additions	1,188,209,170	107,100,454	1,295,309,624

1.1.2 Furniture & Fittings

Name of the Supplier	Description of the Item	Qty	Unit Price	Total
Gamini Furniture & Timber Stores	Wooden Bed	153	15,420	2,359,265
Gamini Furniture & Timber Stores	Hostel Chair	60	6,423	385,408
Gamini Furniture & Timber Stores	Wooden Bed	24	15,420	370,081
Gamini Furniture & Timber Stores	Towel Rack	8	4,940	39,516
Gamini Furniture & Timber Stores	Wooden Bed	40	15,420	616,801
Enex Agencies (Pvt) Ltd	Computer Chair Low Back	2	22,989	45,977
Enex Agencies (Pvt) Ltd	Computer Chair Low Back	1	22,989	22,989
Hashti Holdings (Pvt) Ltd	Low Back Chair with Arm	1	17,190	17,190
Hashti Holdings (Pvt) Ltd	High Back Chair	2	21,900	43,800
Hashti Holdings (Pvt) Ltd	Four Drawer Office Cupboard	3	37,290	111,870
Hashti Holdings (Pvt) Ltd	Filling Rack	2	22,900	45,800
Hashti Holdings (Pvt) Ltd	Wooden Filling Cabinet	2	46,900	93,800
Hashti Holdings (Pvt) Ltd	Melamine Finished Wooden Cabinet	1	34,750	34,750
Enex Agencies (Pvt) Ltd	Visitor Chairs with Arm	2	20,332	40,664
Smart Trading & Contracting (Pvt) Ltd	Filling Rack	1	13,750	13,750
Smart Trading & Contracting (Pvt) Ltd	Filling Rack	1	26,900	26,900
Alpha Industries (Pvt) Ltd	Clerical Table	2	31,257	62,514
Hashti Holdings (Pvt) Ltd	Executive Table	1	94,931	94,931
Hashti Holdings (Pvt) Ltd	Executive Chair - Fabric	1	37,125	37,125
Singer (Sri Lanka) PLC	Office Typist Chair	3	19,528	58,584
DR Industries (Pvt) Ltd	Office Table with 5 Drawers	1	110,176	110,176

DR Industries (Pvt) Ltd	Office Table	1	28,191	28,191
DR Industries (Pvt) Ltd	Computer Table	1	25,246	25,246
DR Industries (Pvt) Ltd	Four Drawer Melamine	1	31,706	31,706
DR Industries (Pvt) Ltd	Classic High Back Chair	1	33,891	33,891
DR Industries (Pvt) Ltd	Visitor Chair with Arm	2	25,531	51,063
DR Industries (Pvt) Ltd	Glass Fronted Cupboard	1	50,136	50,136
DR Industries (Pvt) Ltd	Executive Chair - Fabric	1	39,496	39,496
DR Industries (Pvt) Ltd	Visitor Chair with Arm	2	25,436	50,873
Enex Agencies (Pvt) Ltd	Filling Rack	3	36,043	108,130
Enex Agencies (Pvt) Ltd	Lobby Waiting Chairs	4	23,508	94,033

1.1.2 Furniture & Fittings (Contd.)

Enex Agencies (Pvt) Ltd	Filling Rack - Small	2	21,277	42,555
Enex Agencies (Pvt) Ltd	Coffee Table	1	27,050	27,050
Enex Agencies (Pvt) Ltd	Wooden Cupboard - Small	3	49,441	148,322
Enex Agencies (Pvt) Ltd	Wooden Cupboards	1	55,593	55,593
Enex Agencies (Pvt) Ltd	Work Station Low Back	1	160,761	160,761
Enex Agencies (Pvt) Ltd	Executive Chair - Fabric	4	26,360	105,441
Enex Agencies (Pvt) Ltd	Office Tables	1	52,592	52,592
Enex Agencies (Pvt) Ltd	Executive Chair - Fabric	10	44,208	442,083
Enex Agencies (Pvt) Ltd	Wooden Cupboards - Small	10	33,922	339,216
Enex Agencies (Pvt) Ltd	Visitors Chairs	20	24,785	495,697
Nilkamal Eswaran Marketing (Pvt) Ltd	Visitor Chairs with Arm	81	14,605	1,183,005
Nilkamal Eswaran Marketing (Pvt) Ltd	Computer Chairs	3	16,675	50,025
Nilkamal Eswaran Marketing (Pvt) Ltd	Filling Rack	2	29,500	59,000
Nilkamal Eswaran Marketing (Pvt) Ltd	Computer Table	3	22,625	67,875
Lewis Engineering	Key Holder Cabinet	1	6,900	6,900
Lewis Engineering	Display Cupboard	6	41,950	251,700
Lewis Engineering	Office Display Cupboard	6	41,950	251,700
Alpha Industries (Pvt) Ltd	Visitor Chairs with Arm	4	32,775	131,100
Total Additions				9,015,272

1.1.3 Office Equipment

Name of the Supplier	Description of the Item	Qty	Unit Price	Total
Mahindas Book Centre	Heavy Duty Stepler Machine	1	6,800	6,800
Uva Provincial Corporative Rural Bank Society	Heavy Duty Stepler Machine	1	9,800	9,800
Base HP (Pvt) Ltd	Multifunctional Laser Printer	1	77,050	77,050
Ceylon Business Appliances (Pvt) Ltd	Heavy Duty Photocopier	1	366,778	366,778
Onimtra High-Tech Solutions (Pvt) Ltd	Fax Machine	1	24,880	24,880
Office One	Barcode Scanner	2	46,000	92,000
Total Additions				577,308

1.1.4 Computers

Name of the Supplier	Description of the Item	Qty	Unit Price	Total
Zoom Networks	UPS - DCP 650P	8	15,900	127,200
Zoom Networks	UPS - DCP 650P	4	15,900	63,600
Onimtra High-Tech Solutions (PVT) Ltd	1TB Internal Hard Disk	9	20,671	186,041
Zoom Networks	Power Supply Unit	1	29,500	29,500
Zoom Networks	Mother Board	4	45,000	180,000
Zoom Networks	Power Supply Unit	1	29,500	29,500
Onimtra High-Tech Solutions (Pvt) Ltd	1TB Internal Hard Disk	3	20,671	62,014
Base Hp (Pvt) Ltd	Desktop Computer with intel core i7	4	426,000	1,704,000
Zoom Networks	Mother Board	1	47,500	47,500
Genius Associates (Pvt) Ltd	Desktop Computers (Dell Vostro)	2	238,000	476,000
Genius Associates (Pvt) Ltd	Laptop (ASUS Expertbook)	1	435,000	435,000
MSN IT Solutions	Power Supply Unit	1	24,500	24,500
Zoom Networks	UPS - DCP 650P	2	13,800	27,600

1.1.4 Computers (Contd.)

Office One	UPS - DCP 650P	1	13,750	13,750
Office One	Asus Expert Book	1	231,500	231,500
Onimtra High-Tech Solutions (Pvt) Ltd	Desktop Computer	1	242,000	242,000
Softlogic Computers (Pvt) Ltd	Colour Printer	1	157,435	157,435
Base Hp (Pvt) Ltd	Desktop Internal Hard Disk (SSD)	1	8,000	8,000
Base Hp (Pvt) Ltd	1TB Internal Hard Disk	1	12,500	12,500
MSN IT Solutions	1TB External Hard Disk	1	22,800	22,800
Office One	Desktop Computer	3	248,785	746,355
Zoom Network	HP Laptop HP PROBOOK 450-G9	2	375,000	750,000
Zoom Network	UPS DCP 650P	3	12,500	37,500
Onimtra High-Tech Solutions (Pvt) Ltd	2TB External Hard Disk	1	23,532	23,532
Office One	Colour Printer	1	180,790	180,790
Genius Associates (Pvt) Ltd	Smart Board	1	955,000	955,000
Base Hp (Pvt) Ltd	Power Supply Unit	1	18,000	18,000
Office One	UPS DCP 650P	3	10,500	31,500
Office One	Asus Core Laptop	1	233,250	233,250
Singer Sri Lanka PLC	Dell Inspiron Note Book	5	234,000	1,169,999
Total Additions				8,226,366

1.1.5 Other Assets

Name of the Supplier	Description of the Item	Qty	Unit Price	Total
Singer (Sri Lanka) PLC	Refrigerator	1	226,399	226,399
Hashti Holdings (PVT) Ltd	Gas Cooker	2	14,900	29,800
Alpha Industries (Pvt) Ltd	Petty Cash Box	1	10,580	10,580
Visvam's	Kettle	1	5,350	5,350

Visvam's	Angle Grinder	1	15,150	15,150
Sri Lanka State Trading (Gen) Corporation Ltd	Heat Gun	1	16,043	16,043
Prompt Furniture & Management Services	Petty Cash Box	1	10,580	10,580
Singer (Sri Lanka) PLC	Deepfreezer	2	99,999	199,999
Visvam's	Saucepan	2	11,443	22,885
Visvam's	Thachchi Extra Large	3	8,913	26,738
Tharanga Electricals	Water Boiler	12	21,000	252,000
Prompt Furniture & Management Services	Petty Cash Box	2	13,766	27,531
R.S. Global Traders	Rice Steamer 20KG	1	249,850	249,850
R.S. Global Traders	Rice Steamer 40KG	1	325,000	325,000
Rovel Lanka (Pvt) Ltd	A/C Machine	1	594,800	594,800
Prompt Furniture and Management Services	Petty Cash Box Large	1	13,766	13,766
Rovel Lanka (Pvt) Ltd	A/C Machine	1	95,750	95,750
R.S. Global Traders	Hand Drill	1	13,600	13,600
R.S. Global Traders	Demolishing Breaker	1	98,200	98,200
R.S. Global Traders	Rotary Hammer Drill	1	54,100	54,100
Victiria Agencies	High Pressure Gas Burner	2	15,000	30,000
Dialog Axiata PLC	Samsung Galaxy A04e-Phone	1	33,999	33,999
Mahindas Book Centre	White Board	1	10,500	10,500
Visvam's	Notice Board	1	7,500	7,500
Prompt Furniture and Management Services	Petty Cash Box	1	13,765	13,765
Singer (Sri Lanka) PLC	Air Conditioner	1	192,325	192,325
Total Additions				2,576,208

1.1.6 Lab Equipment

Name of the Supplier	Description of the Item	Qty	Unit Price	Total
Scientific Instruments (Pvt) Ltd	Dividing Head	1	603,750	603,750
Scientific Instruments (Pvt) Ltd	Drill Bit Grinding Machine	1	327,750	327,750
Scientific Instruments (Pvt) Ltd	Mini Head Planes Carpentry	2	9,200	18,400
Scientific Instruments (Pvt) Ltd	Long Hand Planes Carpentry	1	101,200	101,200
Hemsons International (Pvt) Ltd	Calibration of Brokefield Texture	1	87,055	87,055
Avon Pharmo Chem (Pvt) Ltd	Water Purification System	1	1,517,494	1,517,494
Scientific Instruments (Pvt) Ltd	Wood Lathe	1	741,750	741,750
Scientific Instruments (Pvt) Ltd	Men DC Inverter TIG & ARC Welder	2	281,750	563,500
Scientific Instruments (Pvt) Ltd	Electric Planer	1	161,000	161,000
Scientific Instruments (Pvt) Ltd	Double Head Screwdriver	2	44,850	89,700
Scientific Instruments (Pvt) Ltd	12mm Shank Lathe Boring Bar	2	33,925	67,850
Scientific Instruments (Pvt) Ltd	Tap & Dei Set	1	56,350	56,350
Scientific Instruments (Pvt) Ltd	Combination Wrench Set	2	112,700	225,400
Scientific Instruments (Pvt) Ltd	Screw Driver Set	2	13,800	27,600
Scientific Instruments (Pvt) Ltd	Adjustable Rench	1	100,050	100,050
Scientific Instruments (Pvt) Ltd	Wire Cable Cutter	20	4,025	80,500

Scientific Instruments (Pvt) Ltd	Bench Wise	2	65,550	131,100
Ceylon Business Appliances (Pvt) Ltd	Multimedia with Screen	1	197,438	197,438
Office One	Multimedia Projector with Screen	1	157,500	157,500
Zoom Networks	Multimedia Projector	1	154,000	154,000
Scientific Instruments (Pvt) Ltd	Bicycle Ergo Meter	2	258,750	517,500
Scientific Instruments (Pvt) Ltd	Nylon Monofilament set for sensory testing	1	373,750	373,750
Denme Medicals (Pvt) Ltd	Ophthalmoscope	2	185,000	370,000
Denme Medicals (Pvt) Ltd	Oroscope	1	70,000	70,000
Mervynsons (Pvt) Ltd	Stadiometer	2	38,500	77,000
Delmege Forsyth & Co. Ltd	Osmo Meter	1	4,776,000	4,776,000
Analytical Instruments (pvt) Ltd	Digital Top Loading Balnce	2	398,000	796,000
Analytical Instruments (pvt) Ltd	Water Distillation Unit	1	342,700	342,700
Rotax (Pvt) Ltd	Cyclo/Vortex Mixer	2	207,000	414,000
P & T Trading (Pvt) Ltd	Centrifuge Machine	1	467,475	467,475
Hemsons International (Pvt) Ltd	Analytical Balance	1	452,900	452,900
Medex Holding (Pvt) Ltd	ECG Recorder	1	276,900	276,900
Hayleys Life Sciences (Pvt) Ltd	Bench Top PH Meter	3	128,000	384,000
Hayleys Life Sciences (Pvt) Ltd	Centrifuge Machine	1	652,970	652,970
Nova Biomedical Systems (Pvt) Ltd	Freezer	1	685,000	685,000
Mediccon Health Care (Pvt) Ltd	Centrifuge Machine	1	945,000	945,000
Office One	Multimedia Projector	1	389,000	389,000
Lab Rep (Pvt) Ltd	Melting Pointer	1	258,000	258,000
UK Electricals	Metal Enclosure	1	20,500	20,500
Analytical Instruments (Pvt) Ltd	Lab Infrared Sterilizer	1	173,305	173,305
Scientific Instruments (Pvt) Ltd	Optical Refractometer 0-50 range	1	21,275	21,275
Scientific Instruments (Pvt) Ltd	Optical Refractometer 30-80 range	1	18,975	18,975
DB Gangoda Associates International (Pvt) Ltd	Mixer Grinder with 5 Jars	2	70,265	140,530
Total Additions				18,032,167

1.1.7 Sport Items

Name of the Supplier	Description of the Item	Qty	Unit Price	Total
Bandara & Sons sports Co.	Weight Lifting Treading Plates	1	2,350,925	2,350,925
Bandara & Sons sports Co.	weight Stand Barbell Rack	1	58,000	58,000
Bandara & Sons sports Co.	Weight Stand Weight Lifting Bar Rack	1	150,000	150,000
Bandara & Sons sports Co.	Fixed Dumbbles 15KG	4	24,000	96,000
Bandara & Sons sports Co.	Fixed Dumbbles 17.5KG	4	28,000	112,000
Total Additions				2,766,925

1.2 Received from Other Grants

1.2.1 Furniture & Fittings

Name of the Supplier	Description of the Item	Qty	Unit Price	Total
Listec Holdings (Pvt) Ltd.	Reception Table	1	155,546	155,546
Smart Trading & Contracting (Pvt) Ltd.	Steel Cupboard	1	83,950	83,950

Total Additions	239,496
------------------------	----------------

1.2.2 Office Equipment

Name of the Supplier	Description of the Item	Qty	Unit Price	Total
Challenge Enterprises (Pvt) Ltd.	Stand for Smart Board	1	110,000	110,000
Fintek Management Solutions (Pvt) Ltd.	Multimedia Projector	1	156,700	156,700
Total Additions				266,700

1.2.3 Computers

Name of the Supplier	Description of the Item	Qty	Unit Price	Total
Base HP (Pvt) Ltd.	Fully Equipped Desktop Computers	7	339,000	2,373,000
Base HP (Pvt) Ltd.	Fully Equipped Desktop Computers	4	339,000	1,356,000
Prome Engineering	Smart Board	2	866,445	1,732,890
Base HP (Pvt) Ltd.	Internal Hard Disk	2	18,000	36,000
Base HP (Pvt) Ltd.	Desktop Computers	1	430,000	430,000
E-Wis Peripherals (Pvt)Ltd	Black & White printer	2	19,500	39,000
Metropolitan (Pvt) Ltd	Color printer	1	103,660	103,660
Digital IT Services	Laptop Battery	1	16,500	16,500
MSN IT Solutions	Desktop Computers	5	284,600	1,423,000
Thakral One (Pvt) Ltd	Server Computer	1	1,650,000	1,650,000
Total Additions				9,160,050

1.2.4 Other Assets

Name of the Supplier	Description of the Item	Qty	Unit Price	Total
Singer Plus "A"	Air Cooler	2	35,034	70,067
Vextop Holdings (Pvt) Ltd.	First Aid box with content	1	14,900	14,900
K S Suppliers	Water storage tank	1	38,000	38,000
Scan Lanka Trading Company	Flip Chart board	4	6,500	26,000
Listec Holdings (Pvt) Ltd.	Refrigerator	1	50,255	50,255
ANSCOM Ltd.	Video Conferencing Unit	1	727,843	727,843
Singer Plus "A"	Air Conditionr Machnie	1	270,825	270,825
Tool Mart	Hugo Vacuum Cleaner	1	49,550	49,550
Tool Mart	Hugo Mitter Saw with a Blade	1	86,950	86,950
ANSCOM Ltd.	Video Conferencing Unit	1	814,875	814,875
Visvam's	Compressor	1	133,903	133,903
SINGER Plus "A"	AC Machine	1	350,750	350,750

1.2.4 Other Assets (Contd.)

Hi End Products & Solutions (Pvt) Ltd	IDX DUO – C98 96 Wh High Load Li-Ion V- Mount Battery with 2x D-Tap and USB	2	120,750	241,500
Colombo tools (pvt)ltd	INTIMAX Air Compressor	1	54,500	54,500
Chandana Iron Works	Oil Lamp	1	14,980	14,980
Chandana Iron Works	Floral Arch	1	18,030	18,030
Visvams	Drink Jar (Plastic)	1	15,000	15,000
NHS Trading (Pvt) Ltd.	500 Ltr Tank	1	7,950	7,950

NHS Trading (Pvt) Ltd.	Wheel Barrow	1	6,400	6,400
Total Additions				2,992,278

1.2.5 Lab Equipment

Name of the Supplier	Description of the Item	Qty	Unit Price	Total
Avon Phramo Chem (Pvt) Ltd.	Binocular Microscope	10	212,558	2,125,580
Tharanga Elctricals	Wood Router	1	42,000	42,000
Waga Instruments (Pvt) Ltd.	Portable Soil Moisture Meters	4	10,000	40,000
Waga Instruments (Pvt) Ltd.	Portable Soil PH Meters	4	10,000	40,000
R.S. Global Traders	Hydraulic Hand pallet truck	1	145,000	145,000
R.S. Global Traders	Sander (small)	1	14,500	14,500
R.S. Global Traders	Jig Saw Machine	1	14,500	14,500
R.S. Global Traders	Disc Grinder	1	57,025	57,025
R.S. Global Traders	Tapping Set with handle	2	75,700	151,400
R.S. Global Traders	Die Set with handle	2	75,700	151,400
R.S. Global Traders	Edge Finder	3	6,850	20,550
R.S. Global Traders	Finishing End Mill Tool 05mm	2	5,320	10,640
R.S. Global Traders	Finishing End Mill Tool 06mm	2	5,500	11,000
R.S. Global Traders	Finishing End Mill Tool 08mm	2	6,310	12,620
R.S. Global Traders	Finishing End Mill Tool 10mM	2	7,705	15,410
R.S. Global Traders	Finishing End Mill Tool 12mm	2	9,820	19,640
R.S. Global Traders	Finishing End Mill Tool 16mm	2	18,100	36,200
R.S. Global Traders	Finishing End Mill Tool 20mm	2	27,100	54,200
Sysmex Engineering (Pvt) Ltd.	Multipurpose Woodworking machine	1	632,500	632,500
Sysmex Engineering (Pvt) Ltd.	Arc welding plants	1	92,000	92,000
Sysmex Engineering (Pvt) Ltd.	Bench drill	4	126,500	506,000
Sysmex Engineering (Pvt) Ltd.	Bench grinder	3	27,600	82,800
Analytical Instruments (Pvt) Ltd	Milk Cans	2	10,692	21,384
Scientific Instruments (Pvt) Ltd.	Portable Autoclave	1	296,700	296,700
Sysmex Engineering (Pvt) Ltd.	PLC Board	2	529,000	1,058,000
Sysmex Engineering (Pvt) Ltd.	Magnetic Hotplate Stirrer	2	342,700	685,400
Sysmex Engineering (Pvt) Ltd.	Soldering Station	10	40,250	402,500
Sysmex Engineering (Pvt) Ltd.	Mini Lathe (Table Top) Machine	3	603,750	1,811,250
Rotax (Pvt) Ltd.	Ultrasonic Bath (Sonicator)	1	235,850	235,850
A.C.Paul & Co. Ltd.	Angle Grinder	1	17,500	17,500
A.C.Paul & Co. Ltd.	Hand Drill	2	36,250	72,500
A.C.Paul & Co. Ltd.	Caliper Set for lathe machine (Spring type)	3	5,196	15,588
A.C.Paul & Co. Ltd.	Digital Thickness Gauge	2	94,670	189,340
A.C.Paul & Co. Ltd.	Drill Bit Set	2	56,250	112,500
Sysmex Engineering (Pvt) Ltd.	Lathe Machine	1	3,852,500	3,852,500
Sysmex Engineering (Pvt) Ltd.	Drilling & Milling Machine	1	1,840,000	1,840,000
P & T Trading (Pvt) Ltd.	Vertical Laminar	1	1,330,895	1,330,895
P & T Trading (Pvt) Ltd.	Autoclave	1	1,640,015	1,640,015

1.2.5 Lab Equipment (Contd.)

S & D Associates	Portable Vis Spectrophotometer	1	1,372,800	1,372,800
------------------	--------------------------------	---	-----------	-----------

Jeitech Lab Equipment Company	Portable Salinity Meter	3	18,000	54,000
Jeitech Lab Equipment Company	Light Meter	2	16,000	32,000
Scientific Instruments (Pvt) Ltd.	Incubator	1	207,000	207,000
Islandwide Scientific (Pvt) Ltd	Rotary Evaporator with Vacuum Pump	1	786,953	786,953
Rafeique's	Grinder	1	14,000	14,000
Avon Pharmo Chem (Pvt) Ltd	Anial Anatomical Model: Hen Model	1	172,775	172,775
Total Additions				20,496,415

1.2.6 Plant & Machinery

Name of the Supplier	Description of the Item	Qty	Unit Price	Total
EMO (Pvt) Ltd - Donation	Main Distribution Panel	1	453,071	453,071
Total Additions				453,071

2 Library Books and Cloaks

2.1 Purchased from Treasury Grants

2.1.1 Library Books

Name of the Supplier	Description of the Item	Qty	Unit Price	Total
DS Books International	Library Books			913,921
KAP Siddhisena	Library Books			3,600
S Suthaharan	Library Books			2,250
RM Nadeeka Sanjeewani	Library Books			1,560
Sarasavi Bookshop (Pvt) Ltd	Library Books			282,444
Samudra Consolidated (Pvt) Ltd	Library Books			40,747
Poobalasingham Book Depot	Library Books			277,963
Vidarshana Publishers	Library Books			37,616
M.D.Gunasena & Company Ltd	Library Books			46,540
University of Colombo	Library Books			7,500
Shanthi Books	Library Books			331,536
Jeya Book Centre (Pvt) Ltd	Library Books			501,339
Total Additions				2,447,016

2.1.2 Cloak

Name of the Supplier	Description of the Item	Qty	Unit Price	Total
Torbo Enterprises	Senate Cloak & Caps	5	13,300	66,500
Torbo Enterprises	Bachelor Cap	138	900	124,200
Torbo Enterprises	Bachelor Cloak	11	2900	31,900
Total Additions				222,600

2.2 Received from Other Grants

2.2.1 Library Books

Name of the Supplier	Description of the Item	Qty	Unit Price	Total
Donations	Library Books			286,750
Indesign Adevestising	Manual			416,600
Vextop Holdings (Pvt) Ltd	Library Books			7,500
Total Additions				710,850

3 Intangible Assets

3.1 Purchased from Treasury Grants

3.1.1 Software

Name of the Supplier	Description of the Item	Qty	Unit Price	Total
Base Hp (Pvt) Ltd	MS Office standerd 2021 Academic	4	29,900	119,600
Total Additions				119,600

3.2 Received from Other Grants

3.2.1 Software

Name of the Supplier	Description of the Item	Qty	Unit Price	Total
Turnitin India Education (Pvt) Ltd.	Software for plagiarism checking	1	4,425,719	4,425,719
WaveMetrics, Inc	Igor Pro Multi-User Academic License	1	515,285	515,285
Idea Spectrum, Inc. UK	Landscape software	15	62,395	935,922
Acmesoft Technologies (Pvt) Ltd	Software for Feed Formulation for 4.2 & 4.3	1	50,000	50,000
SmartPLS GmbH, Germany	SMART PLS 3.3.7 Software	1	1,237,426	1,237,426
QSR International (Numerical Analytics Instruments (Pvt) Ltd)	NVIVO Software, Academic Version	1	315,176	315,176
Total Additions				7,479,528

6.9 ANALYSIS OF SELF FINANCING ACTIVITIES

For the year ended 31st December 2023

1 Undergraduate Courses

The Centre for Open & Distance Learning (CODL) has conducted certificate courses, diploma and degree programmes during the year 2023. Some programmes have been completed during the year and some programmes are still being continued. After analyzing profits of completed programmes university has recovered university's overheads and agreed percentages from the profits have been transferred to funds. Following is the analysis of certificate courses, diplomas, and degree programmes conducted during the year.

1.1 Income Expenditure analysis of Ongoing courses

Certificate Courses

Name of the Course	Cumulative Income as at 31.12.2023	Cumulative Expenses as at 31.12.2023
Certificate course in Web Designing 2023	295,500	-
Certificate Course in English for School Leavers - 9 th Batch	4,202,000	923,161
Certificate Course in English for School Leavers - 10 th Batch	4,517,500	803,645
Certificate Course in Gem Resource Management 2023	389,000	525,225
Certificate Course in Robotics & Arduino Programming 2023	885,000	135,015
Agri Business Management - 2 nd Intake	255,000	-
Certificate Course in Tea & Rubber Manufacturing Technology	26,200	-
Advance Certificate Course in Nano Technology	13,600	-
Certificate Course in Crop Management of Tea & Rubber	38,700	-
Total	10,622,500	2,387,046

Diploma Courses

Name of the Diploma	Cumulative Income as at 31.12.2023	Cumulative Expenses as at 31.12.2023
Diploma in Management 1 st Intake	3,520,500	1,036,422
Diploma in Management 2 nd Intake	672,000	405,018
Diploma in Counselling Psychology 1 st Intake	1,989,000	809,118
Diploma in Counselling Psychology 2 nd Intake	1,679,000	46,858
Diploma in Community Leadership	2,372,000	1,030,217
Total	10,232,500	3,327,634

Degree Programmes

Name of the Degree Program	Cumulative Income as at 31.12.2023	Cumulative Expenses as at 31.12.2023
BBM (External) Degree Programme - 1 st Intake	12,172,730	5,881,506
BBM (External) Degree Programme - 2 nd Intake	19,639,050	3,563,306
BBM (External) Degree Programme - 3 rd Intake	12,382,000	1,148,253
BSc. (External) Degree Programme - 1 st Intake	3,200	39,220
Total	44,196,980	10,632,284

1.2 Income Expenditure analysis of completed courses

During the year following certificate courses have been completed.

Certificate Courses

Name of the Course	Total Income	Total Expenditure	Recovery of University Overhead	Excess transferred to funds
Certificate Course in English for School Leavers (Batch VIII)	2,319,000	1,049,901	78,600	1,190,499
Agri Business Management - 1 st Intake	260,000	185,480	10,974	63,546
Certificate course in Web Designing 2021	585,000	318,900	51,000	215,100
Certificate Course in Gem Resource Management 2022	675,000	357,940	99,548	217,512
Total	3,839,000	1,912,221	240,122	1,686,657

2 Post Graduate Courses

The University facilitates several post graduate courses including Master of philosophy (M. Phil), Doctor of Philosophy (PhD), Master of Business administration (MBA), Master of Information Technology (MIT) and Master of Science in Environmental Technology and Management. Master of Philosophy (MPhil) and Doctor of Philosophy (PhD) are mainly based on researches. Master of Business Administration (MBA) and Master of Science in Environmental Technology and Management include taught course and research component as well.

Name of the Post Graduate Course	Cumulative Income as at 31.12.2023	Cumulative Expenses as at 31.12.2023
Master of Business Administration 1 st Intake	16,162,000	7,014,749
Master of Business Administration 2 nd Intake	2,808,000	3,176,139
Master of Business Administration 3 rd Intake	5,914,000	1,527,541
Master of Science in Environmental Technology & Management 1 st Intake	2,820,000	1,967,462
Master of Science in Environmental Technology & Management 2 nd Intake	1,596,350	418,364
Master of Information Technology 1 st Intake	17,013,000	1,436,554
MPhil Degree Programmes	4,156,500	376,405
PHD Programme Applied Science	179,000	-
Total	50,648,850	15,917,214

3 Since the academic years of self financing activities are different from calendar years, cumulative income and expenditure have been taken for each course, instead of annual income and expenditure as per the calendar years.

6.10 SUMMARY OF PROGRAMME & PROJECT WISE RECURRENT EXPENDITURE

for the year ended 31st December 2023

Programme	Personnel Emoluments - Academic & Non-Academic	Travelling Expenses	Supplies	Maintenance Expenses	Contractual Services	Other Recurrent Expenditure	Total
General Administration	109,724,704	573,363	18,133,418	22,119,815	220,628,359	17,248,344	388,428,004
General Administration	81,308,627	524,719	12,569,724	21,115,785	187,690,323	16,861,755	320,070,934
Financial Administration	16,910,832	31,844	929,073	-	489,190	386,589	18,747,528
Stores & supply services	9,640,168	-	280,739	1,944	-	-	9,922,851
Security Service	1,865,077	-	-	-	-	-	1,865,077
Transport services	-	16,800	4,353,882	1,002,086	32,448,846	-	37,821,614
Academic	801,819,506	197,394	28,873,393	1,156,001	8,998,333	15,149,610	856,194,237
Faculty of Science & Technology	275,839,554	98,280	4,581,566	213,240	3,178,835	1,599,927	285,511,403
Faculty of Management	132,823,744	83,200	1,141,113	-	965,287	3,458,758	138,472,102
Faculty of ANS & EAG	288,973,829	6,674	15,423,872	894,693	3,193,658	7,885,267	316,377,993
Faculty of Technological Studies	101,475,592	9,240	7,615,843	47,269	1,585,454	2,180,283	112,913,679
Faculty of Medicine	2,706,787	-	110,999	800	75,100	25,375	2,919,061
Teaching resources	21,894,817	14,437	585,798	2,500	511,790	2,906,800	25,916,143
Library Services	21,894,817	5,145	462,454	2,500	359,040	129,149	22,853,105
Educational Technology	-	9,292	123,344	-	152,750	2,777,651	3,063,038
Welfare services	24,843,798	276,376	1,384,538	53,650	333,000	3,266,479	30,157,842
Students & staff welfare	10,810,092	-	-	-	-	-	10,810,092
Health Services	5,409,707	-	1,079,193	-	95,000	5,545	6,589,445
Physical Education	8,623,999	276,376	305,345	53,650	238,000	3,260,934	12,758,304

Programme	Personnel Emoluments - Academic & Non-Academic	Travelling Expenses	Supplies	Maintenance Expenses	Contractual Services	Other Recurrent Expenditure	Total
Maintenance	7,782,149	-	2,412,088	2,838,043	67,963,792	11,395	81,007,466
Land & buildings	7,782,149	-	2,412,088	2,838,043	95,710	11,395	13,139,384
Electricity Supply	-	-	-	-	53,784,038	-	53,784,038
Water Supply	-	-	-	-	14,084,044	-	14,084,044
Postgraduate Studies	-	-	973,502	-	-	6,775	980,277
Postgraduate Unit	-	-	973,502	-	-	6,775	980,277
Ancillary activities	-	-	96,950	-	68,137,476	-	68,234,426
Hostels	-	-	96,950	-	68,137,476	-	68,234,426
Total	966,064,974	1,061,570	52,459,688	26,170,009	366,572,749	38,589,404	1,450,918,394

6.11 Report of the Auditor General

Ref No : UPCG/BD/D/UW/2023/FS

31.05.2024

Vice-Chancellor,

Uva Wellassa University.

The Auditor's Report in accordance with the 12th Amendment of the National Audit Act No. 19 of 2018 on the financial statements and other legal and regulatory requirements of the Uva Wellassa University for the year ended 31st December 2023

The approved accounts and the relevant reports are enclosed herewith.

W.M.P.A. Fonseka

Deputy Auditor General

For the Auditor General

Copy:-

1. Secretary. - Ministry of Education
2. Secretary - Ministry of Finance, Economic Stabilization and Genetic Policy
3. Chairman - University Grants Commission

Vice Chancellor

Uva Wellassa University

Report of the Auditor General in accordance with Section 12 of the National Audit Act, No. 19 of 2018, on the financial statements of Uva Wellassa University for the year ended 31 December 2023 and other legal and regulatory requirements

1. Financial Statements

1.1. Opinion

The financial statements of Uva Wellassa University for the year ended 31 December 2023 comprise a statement of financial performance, a statement of changes in equity, a statement of cash flows for the year then ended and a summary of the significant accounting policies and other information. The financial statements for the year ended 31st December 2023 were audited under my direction in accordance with the provisions of section 107(5) of the Universities Act, No. 16 of 1978, read in conjunction with the National Audit Act, No. 19 of 2018, read in conjunction with section 154(1) of the Constitution of the Democratic Socialist Republic of Sri Lanka. This report sets out my views and observations which I intend to publish with the annual report of the University in terms of section 108(1) of the Universities Act. My report will be tabled in Parliament in due course in accordance with section 154(6) of the Constitution.

In my opinion, except for the matters described in the Basis for my opinion, the financial statements of the College present fairly, in a fair and reasonable manner, the financial position of the College as at 31 December 2023 and its financial performance and cash flows for the year then ended in accordance with Sri Lanka Public Sector Accounting Standards.

1.2. Basis for opinion

- a. The total expenditure incurred on the purchase and construction of equipment during the months of November and December of the year under review under the Accelerating Higher Education Expansion and Development (AHEAD) project amounted to Rs. 17,096,857, which was higher than the initial statement of cash flows for the year under review.
- b. The unutilized government grants of Rs. 2,173,402, which were shown under current liabilities in the financial statements of the year 2022, and the payment of Rs. 33,372,413, which were shown under non-current liabilities, were adjusted to the general reserve shown as the adjustment of the previous year in the statement of

changes in reserves in the financial statements of the year 2023 without any explanation.

I conducted my audit in accordance with Sri Lankan Auditing Standards. My responsibility in this audit is further described in the Auditor's Responsibility for the Audit of the Financial Statements section of this report. I believe that the audit evidence I have obtained is sufficient and appropriate to provide a basis for my audit opinion.

1.3. Other information included in the University's 2023 Annual Report

Other information refers to information included in the University's 2023 Annual Report that I expect to receive after the date of this audit, and that is not included in my audit report on the financial statements and thereon. Management should be aware of these other matters.

I do not express any form of assurance or opinion on the financial statements, except that my opinion does not cover other information, and I do not express any form of assurance or opinion on them.

In connection with my audit of the financial statements, my responsibility is to read other information identified above, when available, and in doing so, consider whether the other information is materially inconsistent with the financial statements or with other information obtained in the audit or otherwise, to the best of my knowledge.

When I read the 2023 Annual Report of the University, if I conclude that it is materially misstated, I am required to communicate those matters to those charged with governance so that they can be corrected. If there are any uncorrected misstatements, they will be included in the bill that I will table in Parliament in due course in accordance with Article 154(6) of the Constitution.

1.4. Management's and those charged with governance's responsibilities for the financial statements

Management is responsible for the preparation and fair presentation of these financial statements in accordance with Sri Lanka Public Sector Accounting Standards and for such internal control as is necessary to enable the preparation of financial statements that are free from material misstatement, whether due to fraud or error.

In preparing the financial statements, management is responsible for assessing the University's ability to continue as a going concern and for preparing the accounts on a going concern basis unless management either intends to liquidate the University or, in the absence of such an option, either ceases operations or adopts a going concern basis of accounting. Management is also responsible for disclosing matters

relevant to the University's continued existence unless management either intends to liquidate the University or, in the absence of such an option, intends to cease operations.

The responsibility for auditing the financial reporting process of the University lies with those charged with governance.

In terms of subsection 16(1) of the National Audit Act No. 19 of 2018, the University shall maintain proper records of its income, expenditure and assets in order to enable the preparation of the financial statements.

1.5. Auditor's responsibility for the audit of the financial statements

My objective is to obtain reasonable assurance that the financial statements as a whole are free from material misstatement, whether due to fraud or error, and to include in my audit report my opinion. Reasonable assurance is not a guarantee that an audit conducted in accordance with Sri Lanka Auditing Standards will always detect material misstatements. Fraud and error, whether caused by fraud or error or by the combined effects of fraud or error, may result in material misstatements, the significance of which depends on the economic decisions that users make on the basis of these financial statements.

I exercised professional judgment and professional skepticism as part of my audit in accordance with Sri Lanka Auditing Standards. I further concluded that,

- In providing a basis for the audit opinion expressed, I designed and performed audit procedures that were appropriate to the circumstances to identify and respond to the risks of material misstatement of the financial statements, whether due to fraud or error. The effects of fraud are greater than those of material misstatements resulting from misstatement, whether due to fraud, forgery, misrepresentation, misrepresentation, or the override of controls.
- Obtained an understanding of internal control in order to design audit procedures that are appropriate in the circumstances, but not for the purpose of expressing an opinion on the effectiveness of internal control.
- Evaluated the appropriateness of accounting policies used, the reasonableness of accounting estimates made, and related disclosures made by management.
- Determined the appropriateness of using the going concern basis of accounting based on the audit evidence obtained, including whether events or conditions have cast significant uncertainty on the University's ability to continue as a going concern. If I conclude that there is a material uncertainty, I am required to draw attention in my audit report to the related disclosures in the financial statements

and, if such disclosures are inadequate, to modify my opinion. However, future events or conditions may cause the going concern to cease to exist.

- The structure and content of the financial statements are evaluated for their appropriateness and fairness in the presentation of the financial statements, including the disclosures, and the overall presentation of the financial statements.

I communicate with those charged with governance about significant audit findings, significant internal control deficiencies and other matters that I identify during my audit.

2. Report on Other Legal and Regulatory Requirements

2.1. The General Audit Act No. 19 of 2018 contains specific provisions regarding the requirements set out in the Act.

2.1.1.Except for the effect of the factors described in the Basis for the calculation of my statement, I have obtained all the information and explanations necessary for the calculation in accordance with the requirements of section 12(a) of the National Audit Act, No. 19 of 2018, and, as appears from my examination, the University has maintained proper financial records.

2.1.2.The University's financial statements are in accordance with the requirements of section 6(1)(d)(111) of the National Audit Act, No. 19 of 2018, except for the balance in paragraph 1.2(a).

2.1.3.In accordance with the requirements of section 6(1)(d)(17) of the National Audit Act, No. 19 of 2018, the recommendations made by me during the previous year are included in the original statements presented.

2.2. Having considered the procedures followed and the evidence obtained and the material and quantitative matters, nothing has come to my attention that would require me to express the opinion stated above.

2.2.1.In accordance with the requirements of section 12(d) of the National Audit Act, No. 19 of 2018, any member of the University has a direct or indirect relationship with the University in relation to any contract entered into by the University, outside the ordinary course of business.

2.2.2.In accordance with the requirement of Section 12(e) of the National Audit Act, No. 19 of 2018, the Board of Directors has acted in a manner inconsistent with any written policy applicable to the University or any other general or special policy adopted by the Governing Body of the University, except for the observations mentioned above.

Referring to the Rules and Regulations	Observations
-----	-----
a. The Code of Financial Regulations of the Democratic Socialist Republic of Sri Lanka	

(i) Financial Regulation 571	59 deposits totaling Rs. 37,166.338, which had been held for more than 02 years, had not been processed in accordance with the regulation referred to.
(ii) Financial Regulation 757(2)	The total of Rs. 32,517,204 included in the financial statements was not included in the final balance sheet items.
b. Establishments Code of the Democratic Socialist Republic of Sri Lanka	

Chapter XXIV, Sections 4.2.2, 4.5, 4.6 and 6.3	As of December 31, 2023, the total amount due from 15 officers who had transferred, resigned, taken unpaid academic leave and died, amounting to Rs. 897,095, had not been recovered for a period of 01 to 16 years
.	
c. University Grants Commission and Institutions Code for Higher Education Institutions	

(i) Section 3.1 of Chapter XX and Public Administration Circular No. 03/2017 dated 19th April 2017	For the year under review, Rs. 950,299,631 was paid as chatups and allowances in the year 2023, without taking into account the arrival and departure of academic staff.
(ii) Section 7.6 of Chapter V	The amount due from 17 lecturers due to breach of bond agreements during the period from 2015 to July 2023 amounted to Rs. 121,470,594 as on 31st December 2023.
d. Letters of the Director General of the Department of Foreign Resources No. SC&PMU/Grant/19 dated 25 July 2019 and No. SC&PMU/Grant/20 dated 14 August 2020 and Ministry of Finance Letters No. ERD/AE/GEN/16 dated 02 October	With the approval of the Director General of the Department of Foreign Resources, Ministry of Treasury, 05 projects are being implemented on foreign grants without any prior agreement, out of which 02 projects received foreign grants of Rs. 15,437.938 during the year 2023.

- | | |
|--|--|
| e. University Grants Commission Circular No. 9, 2019, dated 25th November 2019 | Due to non-collection of official house rent in accordance with the provisions of the circular, a total of Rs. 4,804,939 remained unpaid for the official house rent of 72 officers including the Vice-Chancellor for the year under review. |
| f. Management Audit Department Circular No. DMA /2009(2) dated 01 September 2019 | As on 31 December of the year under review, the cost was Rs. 650,178,172 and an updated fixed assets register had not been maintained in respect of fixed assets. |
| g. Paragraph 5 of the circular letter No. BD/HRD/126/214/19/2023 dated 18th January 2013 addressed to the Secretary, Ministry of Education | A sum of Rs. 12,562,232 collected from 8 teachers whose bonds had been breached during the year under review had not been remitted to the Treasury. |

2.2.3. That the University has not acted in accordance with the provisions of Section 12(g) of the National Audit Act, No. 19 of 2018.

2.2.4. That the University's resources have not been procured and utilized economically, efficiently and effectively in accordance with the relevant laws and regulations, except for the observations mentioned above, as required by Section 12(h) of the National Audit Act, No. 19 of 2018.

- a. While circulars had been issued on several occasions to manage public expenditure, strongly emphasizing the need for a Chikalpa water supply project for the University, an amount of Rs. 43,642,829 was spent on the Chikalpa water supply project of Kibunu Chischa Vidyalaya in 2021, against a tax-free estimate of Rs. 35,832,218, but Treasury approval was not obtained for it. Furthermore, this project remained underutilized.
- b. In the lease of the main cafeteria of the University, the same two canteens had been given for several years without giving the opportunity to submit competitive bids, in violation of the procurement guidelines. According to the restaurant tender conditions, employees were to be deployed for cooking, but for the 09 cooks who were engaged in cooking, a total of Rs. 3,762,024 was paid as allowances from the University Fund for the period of 05 months from 01 April 2023 to 31 August 2023.

2.3. Other Information

-
- a. Trained Officer |! The University has paid a total of Rs. 3,275.787 in compensation as per the schedule of the Grade “Applicant” up to October 2021. And, in respect of the insurance, the Education and Training Commission of Sri Lanka (Education) has not confirmed the completion of the 2nd period of the 2023 academic year within the stipulated time and the University has not taken any action to recover the amount due to the University Fund from the relevant parties as on December 31, 2004.
 - b. As per the Cabinet Paper No. 2004/1:1/1112/45 dated October 28, 2004, the University Due to the failure to provide hostel facilities to students and officers, a total of Rs. 288,798,652 had been spent from January 2008 to December 31, 2023 to obtain external hostel facilities.
 - c. The University, which was not approved by the Department of Management Services, had not fulfilled the minimum educational qualifications for the post of Administrative Officer, and had not fulfilled the minimum educational qualifications for the post of Administrative Officer, and had recruited an officer on a monthly allowance of Rs. 50,000 from April 2019. A trained administrative officer had been recruited on a monthly allowance of Rs. 40,000 from July 2019. Their daily arrival and departure were recorded by the ship until December 3, 2023. Rs. 2,800,000 was paid as gratuity to the training officer till 08 July 2023, totaling Rs. 4,720,000.
 - d. On 05 December 2021, a vacancy was filled for the post of Security Inspector (Assignment). An officer was recruited in the absence of the officer and Rs. 1,225,000 was paid as gratuity from the University Fund for the period from that date to 31 December 2023.
 - e. An officer who was appointed to the post of Assistant Registrar was dismissed from the University due to failure to fulfil the necessary qualifications within 08 years and was not eligible for the Senior He was recruited on 08/08/2018 under the Chichrutha recruitment scheme without fulfilling the relevant qualifications for the post of Assistant Librarian. From that date to 31st December 2023, a total of Rs. 7,688,838 was paid as salary and allowances. Furthermore, from 02nd March 2022, he was also appointed as the Acting Librarian and was provided with the relevant allowances, official quarters, an official vehicle and Rs. 73],700 as fuel by the University.

M.W.P.C. Wickramaratne

Auditor General

6.12 Response to the Auditor General's Report in terms of Section 12 of the National Audit Act, No. 19 of 2018, on the Financial Statements and Other Legal and Regulatory Requirements of Uva Wellassa University for the Year Ended 31st December 2023

No	Comments of the Management of the University and the Steps Taken
1.2 (a)	<p>Since it was not practical to identify, verify and obtain the approval of the Governing Council through the Finance Committee for the assets purchased under this project from 2023.11.01 to 2023.12.31, it was decided to hand over the assets to the University in 2024. Therefore, a disclosure in this regard is given under Note No. 2.22.8 of the 2023 Financial Statements.</p>
1.2 (b)	<p>As per paragraph 105 of Sri Lanka Public Sector Accounting Standard No. 11, the value of the total capital outflows received during the period should be accounted for in the relevant accounting period. In accordance with the provisions mentioned therein, the correction that was not made in the previous year was corrected during this year. Accordingly, the amount of Rs. 2,173,402 of the unused government grants were adjusted to the general reserve as adjustments of the previous year in the statement of changes in entitlements in the financial statements of the year 2023.</p> <p>In the year 2021, Rs. 33,372,412.50 was recorded as allocations related to land acquisition, but it was not recognized as an asset. In the year 2023, the total amount paid for this purpose, Rs. 54,962,086.00, was recognized as an asset and the balance of the allocation, Rs. 33,372,412.50, was removed from that account and adjustments were made to the general reserve as it was an adjustment of the previous year.</p>

2.2.2 (a)	<p>i. This will be examined and action will be taken in accordance with Financial Regulation 571.</p> <p>ii. A stock survey will be carried out in accordance with Financial Regulation 757(2).</p>
2.2.2 (b)	<p>Out of this amount, Rs. 258,083.00 has been recovered so far and necessary action will be taken to recover the balance of Rs. 639,012.00.</p>
2.2.2 (c)	<p>i. Fingerprint machines will be used for the entry and exit of non-academic staff.</p> <p>There is no signature book or fingerprint machine used for academic staff officers in the university system, and the academic staff officers will conduct lectures in accordance with the timetables given for lectures at the beginning of the academic year. The lecture notes are recorded in the Academic Division and at the end of each month, before the payment of salaries and wages, the Salary Division obtains confirmation from the relevant Heads of Academic Divisions that the academic staff of the relevant Academic Division is in service. Salaries and wages are paid to the academic staff based on that confirmation.</p> <p>ii. The amount due for breach of bond agreements of 14 lecturers as of 31/12/2023, which is Rs. 125,662,225, will be processed in accordance with the University Grants Commission and the Institutions Code for Higher Education Institutions and interest will be collected on the outstanding bond breach amount in accordance with Financial Circular 01/2024.</p>
2.2.2 (d)	<p>The Treasury has been informed by letter dated 19 April 2023 under the subject of Submitting Information on Foreign Grants received by Uva Wellassa University for the Year 2022 regarding the 05 projects implemented on the basis of foreign grants</p>

	<p>included in the above matter. The Director General of the Department of Foreign Resources, Treasury, will be informed in the future regarding the foreign grants received during the year 2023.</p>
2.2.2 (e)	<p>The Vice Chancellor's House, 06 Senior Official Houses and Staff Official Houses are provided for the officers of the University as hostels for the staff. Similarly, the Vice Chancellor's House is not only for his personal use but also for the accommodation of all the ambassadors, Vice Chancellors of other universities and heads of state visiting the University. The officers residing in the Senior Officials' Quarters are currently charged a rent as recommended by the Housing Committee and approved by the Governing Council. It is Rs. 2,000.00 per month.</p> <p>An amount of Rs. 1,000.00 per month is also charged from the officers residing in the Studio Apartment Houses, Complex and all the officers of the staff on the recommendation of the Housing Committee and the approval of the Governing Council.</p> <p>Although not in accordance with the University Circulars, the charges for providing houses in this way are made on the basis of the need to maintain the University with the approval of the Housing Committee and the Governing Council. The activities in this way are carried out on the basis of the need to retain the staff for the survival and development of the University.</p>
2.2.2 (f)	<p>In 2016, the Finance Division of the University established 04 computer systems for transaction reporting of the General Ledger, Payroll, Stock and Fixed Assets sections. Since it was impractical to install all the computer systems at the initial stage, the relevant systems were established on a priority basis. Accordingly, it was decided to complete the revaluation of assets in each category and update the fixed asset software. Laboratory equipment was</p>

	revalued in 2022 and computers in 2023 and the fixed asset reporting system has been updated accordingly. The revaluation process of other assets such as furniture and fixtures, office equipment, machinery, sports equipment, other assets and motor vehicles will be carried out and then the relevant work will be done to update the fixed asset reporting computer system related to those fixed assets. However, a printed fixed asset register is maintained by the General Administration Division.
2.2.2 (f)	The University Grants Commission will take action as specified in Document 737 regarding the money received from lecturers who have violated the bond agreements and since the University Grants Commission has not yet given any instructions to send the same money to the treasury, if so, action will be taken accordingly.
2.2.4 (a)	<p>Cabinet approval was received for this water project as a sub-project at the initial stage of the establishment of Uva Wellassa University in the year 2005 and Cabinet approval was received for Rs. 53.3 million in the year 2018 to start this water project. The relevant project was implemented under the special approval of the Ministry during the period of economic crisis. Furthermore, this need was strongly identified due to the rapid growth in the number of students and the increase in the number of employees of the university. The project cost, including additional work, consultancy fees, price fluctuations and VAT, has cost an additional Rs. 43,642,829.</p> <p>The water reservoir of this water project (capacity 6 lakh liters) is currently connected to the main water supply network of the university, contributing to the process of meeting the water needs of the university.</p>

2.2.4 (c)	<p>Competitive bidding for the lease of the canteen was conducted through newspapers on 2023/01/22 and the tender was awarded to the lowest bidder based on the bids received.</p> <p>However, since the payment made to 09 employees employed for cooking in the cafeteria was not correct, these payments have been suspended from 20 February 2024. The amount paid by the university to these employees for the 05-month period up to 31 August 2023 is Rs. 2,723,027.</p>
2.3 (a)	<p>The Deputy Commissioner of Police (DCP) Badulla Province filed a complaint on 07.07.2021 requesting an investigation into the examination results of S.M.T.R. Serathunga and the relevant investigation activities are still ongoing.</p> <p>The Special Crime Investigation Division (SCID) of the Badulla Police Station has reported the matter to the Badulla Magistrate's Court under Case No. 44222 and initiated a case vide letter No. BD/SCIB/OIC/448/2023 and dated 06.04.2023. The Hon'ble Maheswarat Court will take further action as per the case law.</p>
2.3 (b)	<p>When the Uva Mavlaswasa University was established in 2005, the Uva Province had been classified as an educational and economic district. The objectives of establishing the University were to increase the economic status of the district/province and contribute to educational activities.</p> <p>The University was able to provide residential facilities to the students by providing them with adequate accommodation facilities. Accordingly, it is observed that the economic growth of the district has been supported.</p> <p>The construction of the hostels has been underway since 2015 at the request of the Vice Chancellor and the Political Counsellor of the University. The University has taken steps to acquire the 12-acre land located in the vicinity of the University (Paswasara Road,</p>

	<p>2nd Floor). However, a complaint was filed regarding the ownership of this land and the court has issued a writ order, which has delayed the acquisition of the land. After acquiring the land, the University is expected to provide hostel facilities to 2000 students.</p> <p>The university issued a notice in 2016 to acquire land from private landowners for the construction of the hostels. In response to the notice, one landowner offered to buy the land and upon inspection of the legal title deeds of the land, the land was found to be suitable for the purpose. The 2-acre Kalugalpitiya land will be acquired by 2022 and the staff hostels will be constructed after receiving the necessary funds.</p> <p>However, due to the difficulty in acquiring land for the construction of hostels for the twenty universities, the Higher Education Department was unable to acquire the hostels for the University of Maullaswa.</p> <p>Accordingly, the University Administration has taken steps to acquire the lands by working with all the interested parties for the construction of the hostels.</p>
2.3 (c)	<p>During this period, the Capital Construction Division has been working with the Ministry of Education to provide a single management assistance and a building assistance scheme for the construction projects and these acquisitions were made subject to the approval of the Governing Council.</p> <p>The Technical Officer has several years of experience in the University under the CECB Institute and is familiar with the models and procedures of the buildings here. The Trained Technical Officer is a person who has gained experience in training as an engineer designer in the maintenance department.</p>

	<p>They were registered in the fingerprint system installed in the administrative buildings on a daily basis. For this, a survey was conducted and it was determined by comparing it with the relevant data in the university system.</p> <p>The period of maintenance of the construction project is 2 years from the date of project commencement and for technical faculties, the period is 2 years. This officer has been appointed for supervision.</p> <p>The term of the trained technical officer has been extended from 2023/07/07 and the term of the qualified technical officer has been obtained from the university.</p>
2.3 (d)	<p>On 15th December 2021, he was appointed as a Senior Officer for the post of Security Inspector and was posted at the Maha AB Ward, where the Chief Security Officer's salary was vacant (U-EX 01). He was given the Chief Security Officer's salary and was further extended from 30/04/2024.</p> <p>The Governing Council had decided to increase his salary to Rs. 50,000 from October 2019, while the Security Inspector's salary was Rs. 55,150 at that time. The security requirements of the University, his long-term experience and the discipline of the students have been duly approved by the Governing Council and his appointment has been made through the relevant authorities.</p>
2.3 (e)	<p>In view of the Government Audit inquiry that a female lecturer serving as Senior Assistant Librarian Grade II of the University does not have the necessary qualifications for the said post and the suggestion made at the 60th Audit and Management Committee meeting held on 27th May 2022 that her qualifications for the post of Senior Assistant Librarian were inconsistent with the qualifications in the recruitment process, the Audit and Management Committee proposed to refer the matter to the</p>

Governing Council for taking necessary action in accordance with Commission Circular No. 921.

Accordingly, at the 178th Governing Council meeting held on 28th October 2022, a Sub-Committee consisting of two members was appointed to study the above matter and report to the Governing Council. The observations and recommendations submitted by the Sub-Committee as per Governing Council Paper No. C/180/05/25 are as follows.

- Dr. Kulatunga was recruited to the University as Assistant Librarian on 02 March 2009 and due to the busy schedule of the University Library at that time, she was unable to take academic leave for about 04 years and 5 months, therefore she was unable to complete her PhD within her probationary period, i.e. within 08 years.
- Accordingly, at the 119th meeting of the Governing Council held on 23 February 2017, it was decided to terminate her service with effect from 02 March 2017 as Dr. Kulatunga had not completed her PhD within the 08-year probationary period.
- Furthermore, the Governing Council, considering her situation, has decided to grant her the position of Assistant Librarian on a contractual basis for a period of one year from 02 March 2017 to 01 March 2018. The appointment period has been extended for a further period of six months from 02 March 2018 to 31 August 2018.
- Dr. Kulatunga applied for the vacant post of "Senior Assistant Librarian Grade II" as per the advertisement published in the National Newspaper on 21 January 2018. She was found eligible as per the recruitment procedure

and on the recommendation of the Librarian and was called for an interview which was held on 20 July 2018.

- The Selection Committee has recommended to the Governing Council that Dr. Kulatunga be appointed to the post of Senior Assistant Librarian. In accordance with the University Grants Commission Circular No. 921 dated 23 April 2010. The Governing Council at its 134th meeting held on 20th July 2018 re-appointed her to the post of Senior Assistant Librarian with effect from 01st August 2018.
- She was given an opportunity to re-join the University after her re-appointment through an open newspaper advertisement in 2018. She has also paid the full value of the bond payable to the University.
- She holds a one-year Bachelor of Arts (General) degree (B.Lib), a one-year Master of Arts (M.Lib) and a Doctor of Philosophy (Ph.D).

The Governing Council, having taken into consideration these facts on a compassionate basis and the doctoral qualification she has fulfilled, has taken steps to amend her appointment to the post of Senior Assistant Librarian in 2018 as follows.

Accordingly, considering her academic qualifications in the relevant field and the requirement of six years of experience, the 180th Governing Council held on 23rd December 2022 has decided to appoint her as Assistant Librarian (Transitional Grade) for a period of three years from 01st August 2018 and to promote her to the post of Senior Assistant Librarian (Grade II) with effect from 01st August 2021.

	<p>Due to the need of the university, arrangements have been made to provide her with relevant allowances, official residence, an official vehicle and relevant fuel allowances.</p>
--	--

Senior Professor Kolitha B. Wijesekera
Vice-Chancellor

7 Achievements of Sustainable Development Goals

As a forward-thinking institution, Uva Wellassa University (UWU) remains committed to contributing to national development while aligning its strategic objectives with the United Nations Sustainable Development Goals (SDGs). The university's core initiatives focus on enhancing academic excellence, promoting innovation, supporting staff and student development, and fostering global partnerships. This section outlines UWU's progress toward its institutional goals in 2023 and highlights how these achievements directly support selected SDGs, showcasing the university's role in building a more inclusive, sustainable, and knowledge-driven society.

UWU Goal	Objectives	Achievements	Relevant SDGs
GOAL 1: Produce well-rounded graduates with the vision and capability to meet industry and societal demands	<ol style="list-style-type: none"> 1. Improve subject knowledge, essential skills, attitudes, and values by updating curricula and offering broad general education. 2. Enhance entrepreneurial and technocratic skills through seminars, workshops, credited courses, incubation projects, and industry placements. 3. Expand educational offerings by introducing new demand-driven degree programs. 	<ul style="list-style-type: none"> ✓ Updated and maintained curricula for all study programs. ✓ Continued provision of broad general education to develop essential skills and promote value addition. ✓ Organized a range of activities (seminars, workshops, industrial visits, etc.) to build entrepreneurial skills. ✓ Launched new degree programs aligned with national resource potential. 	SDG 4: Quality Education SDG 8: Decent Work and Economic Growth
GOAL 2: Promote	<ol style="list-style-type: none"> 1. Make UWU an attractive 	- Developed high-standard learning	SDG 4:

global citizenship by expanding higher learning opportunities for foreign students	<p>destination for international students by creating high-standard learning facilities.</p> <p>2. Foster sustainable development through cultural diversity via student and staff exchange programs.</p>	<p>facilities.</p> <ul style="list-style-type: none"> - Signed MoUs to enable student and staff exchange programs. - Facilitated a multicultural environment that enhances global awareness. 	<p>Quality Education</p> <p>SDG 17: Partnerships for the Goals</p>
GOAL 3: Develop innovative and flexible mechanisms for program delivery and research promotion	<p>1. Increase the interdisciplinary nature of study programs through regular reviews and updated courses.</p> <p>2. Strengthen external collaborations with industry via partnerships, agreements, and University Business Linkages (UBL).</p> <p>3. Enhance teaching, research, and entrepreneurial skills of staff through targeted development initiatives.</p>	<ul style="list-style-type: none"> - Continuously reviewed and updated study programs, incorporating new courses to meet national and global demand. - Established research initiatives in line with government priorities and industry interests; built and maintained strong industry partnerships. - Developed staff skills via the Staff Development Centre and encouraged research that supports national development. 	<p>SDG 4: Quality Education</p> <p>SDG 9: Industry, Innovation, and Infrastructure</p>
GOAL 4: Become an exemplary	<p>1. Recruit and retain a highly qualified workforce aligned with the</p>	<ul style="list-style-type: none"> - Created an environment that attracts and retains 	SDG 8:

service provider and employer	university's vision. 2. Enhance teaching, research, and administrative standards to excellence.	skilled staff. - Provided professional training and knowledge transfer to industry personnel, raising overall standards across teaching, research, and administration.	Decent Work and Economic Growth
GOAL 5: Establish a leading, well-planned university offering an optimal environment for learning, teaching, and research	1. Create a conducive physical and social environment through modern lecture halls, fully equipped labs, and quality workspaces for staff. 2. Enhance the well-being of the university community with efficient management of outsourced services. 3. Maintain a ragging-free campus with active student mentoring and behavioral monitoring. 4. Provide necessary infrastructure (e.g., library systems, knowledge bases, MIS platforms) to support academic activities. 5. Develop modern ICT infrastructure to connect lecture halls, labs, and hostels.	- Developed modern lecture halls fitted with advanced communication and teaching aids. - Established state-of-the-art research laboratories and quality workspaces for staff. - Efficiently managed services to foster a healthy campus environment. - Upgraded library information systems and IT infrastructure across campus to support learning and research.	SDG 11: Sustainable Cities and Communities SDG 9: Industry, Innovation, and Infrastructure SDG 3: Good Health and Well-being

GOAL 6: Enhance institutional capacity for academic, financial, and administrative efficiency and effectiveness	<ol style="list-style-type: none"> 1. Ensure financial efficiency by developing robust financial monitoring systems linked with external requirements (UGC, Treasury). 2. Improve administrative efficiency via leadership initiatives, innovative strategies, and IT-based systems for finance, assets, and examinations. 3. Enhance academic service efficiency through programs that emphasize an interdisciplinary and entrepreneurial approach. 4. Maintain effective quality assurance with dedicated teams and regular management-level reviews. 	<ul style="list-style-type: none"> - Strengthened integrated financial monitoring systems aligned with external standards. - Promoted leadership and innovative administrative strategies, utilizing IT solutions for streamlined operations. - Implemented evaluation mechanisms for academic staff focused on teaching, mentoring, research, and social responsibility. - Established quality assurance teams to regularly review and improve functional areas. 	SDG 8: Decent Work and Economic Growth SDG 9: Industry, Innov
--	---	---	--