වාර්ෂික කාර්ය සාධන වාර්තාව

வருடாந்த செயலாற்றுகை அறிக்கை

Annual Performance Report

2024

වැය ශීර්ෂ අංක
செலவுத் தலைப்பு இலக்கம்
Expenditure Head No **118**

වෙළුම - I
தொகுதி - I
Volume - I

කෘෂිකර්ම, පශු සම්පත්, ඉඩම් හා වාරිමාර්ග අමාත්‍යාංශය
கமத்தொழில், கால்நடை வளங்கள், காணி மற்றும் நீர்ப்பாசன அமைச்சு
Ministry of Agriculture, Livestock, Lands and Irrigation



Annual Performance Report -2024

Expenditure Head - 118

Ministry of Agriculture, Livestock, Land and Irrigation

Progress of Agriculture and Livestock Divisions and Former Plantation Industries Division

No. 80/5, "Govijana Mandiraya", Rajamalwatta Lane, Battaramulla

Annual Performance Report - 2024
Expenditure Head - 118

Former Ministry of Agriculture and Plantation Industries (Gazette No.2355/10 dated 23.10.2023 of the Democratic Socialist Republic of Sri Lanka)

i.) Former Minister of Agriculture and Plantation Industries - Hon. Mahinda Amaraweera

ii.) Former State Ministers

- *State Minister of Agriculture – Hon. Mohan Priyadarshana de Silva*
- *State Minister of Livestock Development – Hon. D.B. Herath*
- *State Minister of Rural Economy – Hon. K. Kader Masthan*
- *State Minister of Plantation Industries – Hon. Lohan Ratwatte*

iii.) Former Secretary of the Ministry - Mr. Janaka Dharmakeerthi

Former Ministry of Agriculture, Lands, Livestock, Irrigation, Fisheries and Aquatic Resources(Gazette Extraordinary No.2403/53 dated 27.09.2024 of the Democratic Socialist Republic of Sri Lanka)

i.) Former Minister of Agriculture, Lands, Livestock, Irrigation, Fisheries and Aquatic Resources - Hon. Anura Kumara Dissanayak

ii.) Former Secretary of the Ministry – Mr.M.P.N.M.Wickramasinghe

Ministry of Agriculture, Livestock, Land and Irrigation(Gazette Extraordinary No.2412/08 dated 25.11.2024 of the Democratic Socialist Republic of Sri Lanka)

i.) Minister of Agriculture, Livestock, Landsand Irrigation - Hon. K. D. Lalkantha

ii.) Hon. Deputy Ministers

- *Deputy Minister of Agriculture and Livestock - Hon. Namal Karunaratne*
- *Deputy Minister of Land and Irrigation - Hon. Susil Ranasinghe*

iii.) Secretary of the Ministry - Mr. D. P. Wickramasinghe

Telephone (General)	011-2034300
Fax	011-2868910
E-mail	info@agrimin.gov.lk
Website	www.agrimin.gov.lk

Contents

Chapter 01 - Institutional Profile and Executive Summary……. 9-10

Chapter 02 - Progress and Future Vision, Special Achievements, Challenges and Future Goals..... 11-113

Chapter 03 - Overall Financial Performance of the year 114-143

Chapter 04 - Performance Indicators 144-145

Chapter 05 - Performance in achieving the Sustainable Development Goals (SDG).... 146-148

Chapter 06 - Human Resource Profile 149-158

Chapter 07 - Compliance Report 159-167

Plantation Industries Division

Chapter 01 - Institutional Profile and Executive Summary 169-174

Chapter 02 - Progress and Future Vision, Special Achievements, Challenges and Future Goals 175-190

Chapter 03 - Overall Financial Performance of the year (Indicated under Agriculture and Livestock Division).....190

Chapter 04 - Performance Indicators 191

Chapter 05 - Performance in achieving the Sustainable Development Goals (SDG).... 192-194

Chapter 06 - Human Resource Profile 195-197

Chapter 07 - Compliance Report 198-203

Introduction

The Ministry of Agriculture and Plantation Industries was established by the Gazette No. 2355/10 dated 23 October 2023 of the Democratic Socialist Republic of Sri Lanka. Subsequently, the Ministry of Agriculture, Lands, Livestock, Irrigation, Fisheries and Aquatic Resources was established by the Gazette Extraordinary No. 2403/53 dated 27 September 2024 of the Democratic Socialist Republic of Sri Lanka. Later, the Ministry of Agriculture, Livestock, Land and Irrigation was established, having amended by the Gazette Extraordinary No. 2412/08 dated 25th November 2024 of the Democratic Socialist Republic of Sri Lanka.

Accordingly, this report includes the financial and physical progress of the development programs implemented by Agriculture and Plantation Industries Divisions of the former Ministry of Agriculture and Plantation Industries and the institutions under these divisions, up to 31.12.2024.

- **Duties and Functions of Agriculture Division (As per the Gazette Extraordinary No. 2355/10 dated 23 October 2023)**

i.) Formulation, implementation, monitoring and evaluation of policies, programmes and projects, in relation to the subject of Agriculture and Plantation Industries, and those subjects that come under the purview of Departments, Statutory Institutions and Public Corporations

ii.) Provision of public services under the purview of the Ministry in an efficient and people friendly manner.

iii.) Reforming all systems and procedures using modern management techniques and technology, thus ensuring that the functions of the Ministry are fulfilled while eliminating corruption and waste

iv.) Food production in such a way has to ensure food security

v.) Maintenance of stocks and implementation of supply activities, harnessing new technology

vi.) Taking necessary measures to enhance agriculture production based on crops diversification

vii.) Formulation of strategies to guarantee to the consumer community the quality of local agricultural products

viii.) Direct to traditional farmers, youth and students towards agricultural education opportunities with modern technology

ix.) Encourage the development of young agricultural entrepreneurs

x.) Regulate specific standards of chemical pesticides and other chemical compounds

xi.) Expanding the farmers' pension schemes and , crop insurance schemes for the people who are doing agricultural activities

xii.) Strengthening the supply chain existing among direct producers, export companies, packaging firms and wholesalers

xiii.) Minimizing natural disasters by communicating information related to climatic changes and daily weather reports to farmers

xiv.) Implementing methodologies to provide farmers with quality seeds and plants
xv.) Water management and management of water supply according farmer requirements
xvi.) Popularizing agricultural development Zones, agricultural villages and sustainable home gardening
xvii.) Implementation of programmers for promoting and uplifting small scale agriculture business and organizations
xviii.) Expanding and encouraging programmes for the gradual orientation towards use of organic fertilizer and toxin free food production
xix.) Efficient implementation of quality fertilizer import and distribution within the government subsidy policy
xx.) Formulating methodologies for the timely distribution of standardized chemical fertilizer and environmental friendly organic fertilizer
xxi.) Encouraging production of organic fertilizer using local raw materials according to international standards
xxii.) Implementation of a fair pricing policy and crop diversification programme that is acceptable to the local farmer and consumer
xxiii.) Implementation of home garden programmes
xxiv.) Implementation of a systematic mechanism for storage of surplus production
xxv.) Implementation of a programme for export of value added agro products
xxvi.) Introducing a domestic seed policy for production of quality seeds to international standards
xxvii.) Encouraging the private sector to produce quality seeds and planting materials
xxviii.) Developing government farms and seed production farms
xxix.) Minimize food imports by maximizing local production
xxx.) Provision of necessary facilities to enhance production in the livestock sector
xxxi.) Animal welfare and related activities
xxxii.) Implementation of necessary steps to expand livestock related research by using modern technology leading to qualitative and quantitative increase in production
xxxiii.) Popularization of scientific breeding methods for the improvement of animal population in the livestock sector and activities related to protection and quarantine of such animals against diseases
xxxiv.) Encouraging the development of small and medium scale farms to suit different geographical regions
xxxv.) Promotion and export of livestock related products
xxxvi.) Providing required land and investment facilities to construct medium and large scale cattle farms
xxxvii.) Expanding opportunities for local production and consumption by promoting small and medium scale producers
xxxviii.) Administration and personal management of the Sri Lanka animal Production and Health Service
xxxix.) Broadening the market for local farm products
xl.) Administration and personnel management of Sri Lanka Agricultural Service
xli.) Matters relating to all other subjects assigned to Institutions
xlii.) Supervision of all Institutions under the Ministry of Agriculture

- **Departments, Statutory Institutions & public Corporations under Agriculture Division**

i.) Department of Agriculture
ii.) Department of Agrarian Development
iii.) Agriculture and Agrarian insurance Board
iv.) Paddy Marketing Board
v.) Hector Kobbekaduwa Agrarian Research and Training Institute
vi.) Sri Lanka Council for Agricultural Research Policy
vii.) National Agricultural Diversification and settlement Authority (Hadabima Authority)
viii.) National Fertilizer secretariat
ix.) Ceylon fertilizer company Ltd
x.) Colombo commercial fertilizer Company
xi.) National Hunger Eradication Campaign Board of Sri Lanka (National) Food Promotion Board)
xii.) Institute of Post-Harvest Technology
xiii.) Department of Animal Production and Health
xiv.) National Livestock Development Board and affiliated companies
xv.) Milco (Pvt.) Ltd
xvi.) Mahaweli Livestock Enterprise Limited
xvii.) Regional Economic Centers

- **Laws and Ordinance to be Implemented by Agriculture Division**

i.) Agricultural and Agrarian Insurance Act, No. 20 of 1999
ii.) Agrarian Development Act, No 46 of 2000
iii.) Gramodaya Mandala Act, No 28 of 1982
iv.) Felling of Trees (control) Act, No. 9 of 1951
v.) Seed Act, No 22 of 2003
vi.) Soil conservation (Amendment) Act, No. 24 of 1996
vii.) Paddy Marketing Board Act, No. 14 of 1971
viii.) Agrarian Research and Training Institute Act, No. 5 of 1972
ix.) Sri Lanka Council For Agricultural Research Policy Act, No. 47 of 1987
x.) State Agricultural Corporation Act, No. 11 of 1972
xi.) Control of Pesticides Act, No 33 of 1980
xii.) Plant Protection Act, No. 35 of 1999
xiii.) Regulation of fertilizer Act, No 68 of 1988
xiv.) National Hunger Eradication Campaign Board of Sri Lanka Act No. 18 of 1973
xv.) Animal Diseases Act, No. 59 of 1992
xvi.) Animal Feed Act, No. 15 of 1986
xvii.) Animal Act, No. 29 of 1958
xviii.) Veterinary Surgeons and practitioner's Act, No. 46 of 1956
xix.) All other legislations pertaining to the subjects not been specifically brought under the purview of any other Minister

Agriculture Division

Vision

A vibrant and dynamic agricultural sector for food security and national prosperity

Mission

To achieve globally competitive production, processing and marketing enterprises through socially acceptable, innovative and commercially-oriented agriculture, through sustainable management of natural resources of the country

Objectives

1. Supportive agricultural policy for food and allied agricultural crops.
2. Established food and nutrition security.
3. Stable prices for agricultural products.
4. Efficiently coordinated paddy purchasing and marketing programme
5. Timely implementation of projects.
6. Increase production in selected crops.
7. Efficient and effective implementation of accelerated food production programme.
8. Efficient and effective use of foreign funds.
9. Customer friendly and result oriented administrative system.
10. Results based management in entire government sector.

Sustainable development goals to be implemented and achieved by the Ministry

1. Goal 2 - Promoting sustainable agriculture to achieve food security and high nutritional status by eradicating hunger.
2. Goal 5 – Achieving gender equality and empowering all women and girls.
3. Goal 12 - Ensuring sustainable consumption and production patterns.

Progress of Major Development Programs - Summary

The summary of the major development programs carried out under Expenditure Head No. 118 by the Ministry of Agriculture and Plantation Industries in the year 2024 and the financial progress

S/No.	Program	Allocated Amount (Rs.Mn.)	Revised Allocations (Rs.Mn.)	Expenditure (Rs.Mn.)	Financial Progress %
1	Capital	37,712.67	37,914.22	25,145.27	66
2	Recurrent	48,389.80	52,910.68	51,656.51	97
	Overall Budget	86,102.47	90,824.90	76,801.78	85

Financial Progress of main development programs implemented under Expenditure Head No.118 (As at 31.12.2024)

S/No.	Program	Allocated Amount (Rs.Mn.)	Revised Allocations (Rs.Mn.)	Expenditure (Rs.Mn.)	Financial Progress %
	Recurrent				
	Fertilizer Subsidy Programme	36,050.00	39,584.00	39,579.41	100
	Capital				
1.	Special Programmes for Food Security and Technology	300.00	300.00	221.51	74
2.	Agriculture and Fisheries Modernization Program	2,500.00	2,500.00	668.51	27
3.	Additional Crop Cultivation Programme	150.00	150.00	149.80	100
4.	Goat Farming Project	200.00	200.00	170.32	85
5.	Implementation of National Agricultural Research Plan with Universities	20.00	20.00	14.76	74
6.	Introducing a Contributory Insurance Scheme for Farmers	1,000.00	1,000.00	1,000.00	100
	Sub Total - i	***4,170.00***	***4,170.00***	***2,224.90***	
	Foreign Funded Projects				
1.	Climate Smart Irrigated Agriculture Project (CSIAP) World Bank Loan*	11,800.00	11,350.00	6,002.26	53
2.	Smallholder Agribusiness Partnership Programme (SAPP) - IFAD	7,024.00	7,024.00	4,777.39	68
3.	Agricultural Sector Modernization Project (ASMP) – World Bank Loan	7,250.00	7,700.00	6,937.09	90
4.	Smallholder Agribusiness Resilience Project (SARP)	2,836.00	979.50	447.02	46
5.	Strengthening National Plant Quarantine Service in Katunayake (NPQS) (JICA)	14.17	14.17	7.93	56
6.	Modernization of National Plant Quarantine Service in Sri Lanka (KOICA)	22.50	28.20	28.03	100
	Sub Total - ii	***28,946.67***	***27,095.87***	***18199.72***	
	Institutions under the purview of the Ministry				
1.	Hector Kobbekaduwa Agrarian Research and Training Institute	30.00	30.00	23.53	78
2.	Institute of Post-Harvest Technology	35.00	35.00	25.30	72
3.	National Agricultural Diversification and Settlement Authority (Hadabima Authority of Sri Lanka)	220.00	220.00	220.71	100

S/ No.	Program	Allocated Amount (Rs.Mn.)	Revised Allocations (Rs.Mn.)	Expenditure (Rs.Mn.)	Financial Progress %
4.	Sri Lanka Council for Agricultural Research Policy	30.00	30.00	21.18	71
5.	Development Activities of Dedicated Economic Centers	50.00	50.00	7.05	14
6.	Facilitating the restructuring process of the National Livestock Development Board	143.59	143.59	126.99	88
Sub Total - iii		***508.59***	***508.59***	***424.76***	
Grand Total - (i+ii+iii)		**33,625.26**	**31,774.46**	**20,849.38**	

Livestock Division - Financial progress of major development programs implemented under Expenditure Head 118

S/ No.	Program	Allocated Amount (Rs.Mn.)	Expenditure (Rs.Mn.)	Financial Progress %	Remarks
1.	Animal Breeding and Farm Development	50.00	21.45	43	Financial liabilities for 2025 is Rs. 6.43 million.
2.	Small and medium scale livestock development (Development of infrastructure facilities)	150.00	27.46	18	Financial liabilities for 2025 is Rs. 13.90 million
3.	Small and medium scale livestock development (Development Assistance)	100.00	82.96	83	Financial liabilities for 2025 is Rs. 2.49 million
Sub Total - i		***300.00***	***131.87***		
1.	Development of Mini Dairy Corporative Societies (French Aid)	10.00	0.60	6	
Sub Total - ii		***10.00***	***0.60***		
Grand Total - (i+ii)		**310.00**	**132.47**		

Chapter 01 - Institutional Profile and Executive Summary

According to the agenda of 2030 for sustainable development, Agriculture and Plantation Industries Divisions have managed the development objectives to achieve global development goals (Sustainable Development Goals) and enhance national food production.

The total amount allocated to Agriculture Division of the Ministry of Agriculture and Plantation Industries for the development programs of the year 2024 under Expenditure Head 118 is Rs. 31,774.46 million whilst the total amount allocated to the Livestock Division is Rs. 310.00 million. Also, Rs. 39,584.00 million had been allocated for the fertilizer subsidy program, which is a recurrent program, for the year 2024.

Accordingly, among the main development programs implemented under Agriculture Division of the Ministry of Agriculture and Plantation Industries in the year 2024, a sum of Rs.300.00 million has been allocated for special program for food security and technology promotion and 2500.00 million rupees for Agriculture and Fisheries Modernization Program, Rs.1,000.00 million for introduction of contributory insurance scheme for farmers, Rs.20.00 million for formulation of national agriculture policy with universities, Rs.150.00 million for additional crop cultivation program for rural economic development and Rs.200.00 million has been allocated for goat farming project. Furthermore, the total amount allocated for projects implemented under foreign funds is Rs. 27,096.00 million.

Further, an allocation has been made as capital expenditure for institutions affiliated with Agricultural Division under the Ministry of Agriculture and Plantation Industries as follows: Rs. 30.00 million for the Hector Kobbekaduwa Agrarian Research and Training Institute, Rs. 35.00 million for the Institute of Post-Harvest Technology, Rs. 220.00 million for Hadabima Authority of Sri Lanka, Rs. 30.00 million for the Sri Lanka Council for Agricultural Research Policy, Rs. 50.00 million for the development of dedicated economic centers, and Rs. 143.59 million to facilitate the restructuring process of the National Livestock Development Board.

In addition, a fertilizer subsidy program has been implemented under the special program for ensuring food security and promoting sustainable agriculture and thereby, the fertilizer required for paddy is provided to the farmer free of charge and the fertilizer required for other crops is provided at a subsidized price.

Further, under the special program for ensuring food security and promoting sustainable agriculture, a fertilizer subsidy program has been implemented. Through this program, the required fertilizer for paddy cultivation is provided to farmers free of charge, while fertilizers for other crops are made available at subsidized prices.

As the pioneering institution in preparing policies and plans for the upliftment of the livestock sector, Livestock Development Division implements various local and foreign funded programs and projects with the aim of achieving self-sufficiency in local liquid milk production, upgrading local dairy industry by strengthening local dairy producer, promoting high quality animal products by developing other sub sectors including goat, poultry and swine and encouraging environmentally friendly animal husbandry practices. Accordingly, Rs.50.00 million had been allocated for animal breeding and farm development and Rs.250.00 million had been allocated for small and medium scale livestock development programs in the year 2024.

Organization Chart Agriculture Division

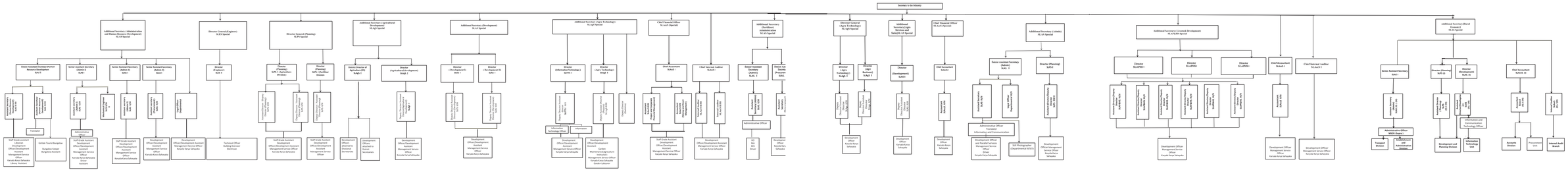
Secretary to the Ministry
Additional Secretary (Administrative and Financial Powers Delegated) SLAS Special
Director General (Engineer) SLFS Special
Director General (Planning) SLPS Special
Additional Secretary (Agricultural Development) SLAS Special
Additional Secretary (Development) SLAS Special
Additional Secretary (Digital Technology) SLAgS Special
Chief Financial Officer SLAccS (Special)
Additional Secretary (Fertilizers Administration SLAS Special
Director General (Agro Technology) SLAgS Special
Additional Secretary (Agro Services and Training) SLAS Special
Chief Financial Officer SLAccS (Special)
Additional Secretary (Admin) SLAS Special
Additional Secretary (Livestock Development) SLAP&RS Special
Additional Secretary (Rural Economy) SLAS Special
Senior Assistant Secretary (Human Resources) SLAS I
Senior Assistant Secretary SLAS I
Senior Assistant Secretary (Admin) SLAS I
Senior Assistant Secretary (Admin) SLAS I
Director (Engineer) SLFS I
Director (Planning) SLPS I, Agriculture Division
Director (Planning) SLPS I, Horticulture Division
District Director of Agriculture SLAgS I
Director (Agricultural Development) SLAgS I
Director (Development I) SLAS I
Director (Development II) SLAS I
Director (Information Technology) SLFTS I
Director (Digital Technology) SLAgS I
Chief Accountant SLAccS I
Chief Internal Auditor SLAccS I
Director SLAgS I
Director (Agri Business) SLAgS I
Director (Development) SLAS I
Chief Accountant SLAccS I
Director (Planning) SLPS I
Director SLAPSS I
Director SLAPSS I
Director SLAPSS I
Chief Accountant SLAccS I
Chief Internal Auditor SLAccS I
Senior Assistant Secretary SLAS I
Director (Planning) SLPS I
Director (Development) SLAS I
Chief Accountant SLAccS I
Staff Grade assistant Librarian Development Officer(Development Assistant) Management Service Officer Karyala Karya Sahaaka Library Assistant
Computer Operator
Grade I Driver
Grade I Driver
Grade I Driver

Chapter 02 - Progress and future vision, special achievements, challenges and future goals

Financial and Physical Progress of Development Programs implemented under Expenditure Head -118

i.) Special program for food security and technology promotion Expenditure Head No. 118-2-03-020-2509/2202

A sum of Rs. 300.00 million has been allocated by the Budget for the year 2023 in respect of the Special Program for Food Security and Technology Promotion. The main objectives of implementing the said program are as follows.
i.) Ensuring food security and technological promotion
ii.) Reduction of food inflation
iii.) Saving of foreign exchange.
iv.) Attracting the youth community to agriculture industry
v.) Directing farmers to new technology.

With a view to achieving the above objectives, projects were implemented under the fields such as increasing productivity of identified specific crops (field crops, tuber crops, vegetables), promoting the use of advanced technology for agriculture, promotion of agro industries and entrepreneurship development, water management, crop protection program to mitigate climatic changes, agricultural extension activities, agricultural innovation and post harvest management etc.

The implementation of projects under this program is carried out by the Ministry of Agriculture, District Agriculture Director Offices, Provincial Agriculture Director Offices for special projects and the Department of Agriculture and National Institute of Post Harvest Management. The progress control of the project is done by the Ministry of Agriculture

The progress of the activities under this program is as follows.

S/No.	Implementing Agency of the Project	Number of Projects	Allocation (Rs.Mn.)	Progress	
				Financial (Rs.Mn.)	Physical (%)
1	Ministry of Agriculture	11	52.20	221.51	96
2	Department of Agriculture	19	108.21		
3	District Agriculture Director Offices (18 Offices)	34	91.26		
4	National Institute of Post Harvest Management	5	32.70		
5	Provincial Councils (Uva, Western)	2	4.15		
6	National Fertilizer Secretariat	1	3.49		
7	Paddy Marketing Board	1	4.02		
	Total	73	296.03		

Photo No. 01 - 03

ii.) Agriculture Modernization Program – Expenditure Head No. 118-2-03-088-2509

Under Proposal No. 36 of 2024 Budget Speech, Rs. 2,500.00 million has been allocated to strengthen the Agriculture and Fisheries Modernization Boards. Accordingly, pilot projects were initiated through the "Agriculture Modernization Hub" established under the Presidential Secretariat. Under this program, project proposals approved by the Presidential Secretariat, which were submitted by 26 Divisional Secretary's Divisions across 25 districts and 5 institutions, were referred to the Ministry for further action. Subsequently, these project proposals were implemented by the respective District Secretariats.

This program was implemented under following three main components.

a) Loan Scheme

The interest-free loan scheme of the Agricultural Modernization Program, which was outlined in the Presidential Secretary's Circular PS/APL/Circular/6/2024 dated 22.07.2024, was implemented within the project areas through Bank of Ceylon, People's Bank, and Regional Development Bank. The progress of this initiative is presented in the table below.

Bank	Number of Beneficiaries	Loan amount released (Rs. Mn.)
Bank of Ceylon	151	91.30
Regional Development Bank	71	70.33
People's Bank	12	7.44
Total	**234**	**169.07**

b) Program implemented by institutions

Allocations of Rs. 35.00 million each were provided to the Department of Agriculture, Department of Export Agriculture, Department of Animal Production and Health, Department of Cinnamon Development and the National Aquaculture Development Authority of Sri Lank and projects were implemented by those institutions.

Institution	Project Summary	Allocation (Rs.Mn.)	Progress	
			Financial Progress (Rs.Mn.)	Physical Progress (%)
Department of Agriculture	The initiative to increase the productivity of paddy cultivation was implemented in the Anuradhapura District.	13.28	10.15	100
	The diversification of paddy lands for the production of maize during the Yala season was implemented in the Hambantota and Polonnaruwa districts.	21.60	21.58	100
Department of Export Agriculture	Improving the quality of export agricultural crops by popularizing the use of post-harvest equipment	10.60	6.62	85

Institution	Project Summary	Allocation (Rs.Mn.)	Progress	
			Financial Progress (Rs.Mn.)	Physical Progress (%)
Department of Animal Production and Health	Creating small-scale dairy producers through the introduction of new technology	35.00	27.10	90
Department ofCinnamon Development	Multi-dimensional approach to uplifting authentic Ceylon cinnamon.	35.00	31.76	95
National Aquaculture Development Authority of Sri Lanka	Increasing ornamental fish production by introducing new technology and awareness to existing ornamental fish farms	35.00	34.65	100

c) Youth Agri-Entrepreneurship Village Program

This component aimed to create a community of young agri-entrepreneurs by attracting the youth to agriculture and creating a major source of income to improve their economic status. The program was planned to be implemented in 160 selected villages by effectively utilizing the existing allocations in 2024. Accordingly, Rs. 333.84 million was spent to implement 468 projects in 118 villages.

Photo No. 04 - 08

iii.) Additional Crop Cultivation Program – Expenditure Head No. 118-2-03-071-2202

The approved allocation for the year 2024 was Rs. 150.00 million. A harvest of approximately 3,000 metric tons was expected and however, it was observed that the yield was low due to adverse weather conditions experienced during the year. The financial progress of the project stands at 98%, while physical progress is at 90%. The project was implemented by the District Directors of Agriculture under the coordination of the Divisional Secretariats and the guidance of the District Secretaries.

Photo No. 09

Progress of Additional Crop Cultivation Program

S/No.	District	Allocations Rs.Mn.	Allocations for bills in hand in 2023 Rs.Mn.	Crop	Total Allocations Rs.Mn.	Financial Progress	Physical Progress		Total Yield (metric tons)	Yield (median value in kg per acre)
						Expenditure Rs.Mn.	Number of Selected Beneficiaries	Extent of Cultivation (Hectares)		
1	Jaffna	7.00	-	Black gram	6.93	6.93	1,244	158	17.06	43.19
				Green gram			450	47.64	5.51	46.26
2	Kilinochchi	5.00	-	Black gram	4.95	4.94	480	99	17.09	69.05
				Green gram			286	58.3	7.34	50.36
3	Vavuniya	21.00	-	Black gram	20.79	20.78	3,071	629.56	630	400.28
				Green gram			99	27.46	27.46	400
4	Mannar	22.00	0.03	Black gram	21.78	21.78	100	40	2	20
				Green gram			1,621	592.5	422.7	285.37
5	Mullaitivu	21.00	-	Black gram	20.79	20.75	1,731	546.52	388.45	284.31
				Green gram			409	109.7	87.76	320
6	Trincomalee	5.00	-	Black gram	4.95	4.80	250	69.152	40	231.37
				Green gram			413	112.652	50.9	180.73
7	Batticalo	10.00	-	Black gram	9.90	9.90	20	8	7	35
				Green gram			1,139	281.7	246.49	350
8	Ampara	5.00	-	Black gram	4.95	4.64	2	0.4	0.1	100
				Green gram			696	173.304	48.85	112.75
9	Polonnaruwa	5.00	-	Black gram	4.95	4.62	40	3.28	0.42	51.22
				Green gram			903	135.432	55.98	165.34
10	Anuradhapura	11.00	-	Black gram	10.89	10.88	627	162.4	76.282	187.89
				Green gram			822	157.6	69.428	176.21
11	Kurunegala	10.00	-	Black gram	9.90	9.87	121	20	3.5	70
				Green gram			1,049	267.5	94.14	140.77
12	Hambantota	25.00	-	Black gram	24.75	24.46	-	-	-	-
				Green gram			2,466	716	450.95	251.93

S/No.	District	Allocations Rs.Mn.	Allocations for bills in hand in 2023 Rs.Mn.	Crop	Total Allocations Rs.Mn.	Financial Progress	Physical Progress		Total Yield (metric tons)	Yield (median value in kg per acre)
						Expenditure Rs.Mn.	Number of Selected Beneficiaries	Extent of Cultivation (Hectares)		
13	Monaragala	3.00	-	Black gram	2.97	2.81	-	-	-	-
				Green gram			309	88.32	79.78	361.32
Total		**150.00**	**0.03**	Black gram	**148.50**	**147.17**	**7,686**	**1,736.31**	**1181.9**	**272.28**
				Green gram			**10,662**	**2,768.11**	**1647.29**	**238.04**
Grand Total							**18,348**	**2,768.11**	**2,829.19**	

iv.) Goat Farming Project Expenditure Head No. 118-2-03-080-2202

The approved allocation for the year 2024 is Rs. 200.00 million. The implementation of the project was carried out in 18 districts by Divisional Secretaries/Veterinary Surgeons under the supervision of the respective District Secretaries, and in the districts of Kandy, Nuwara Eliya, and Matale, the project was implemented by Veterinary Surgeons under the supervision of the Chief Secretary of the Central Province. An amount of Rs. 85,000.00 was allocated per beneficiary family under this program for the purchase of three goats. Accordingly, the project has been implemented across 21 districts for 2,025 beneficiary families. The financial progress of the project is at 85%, while the physical progress is approximately 80%.

Progress of Goat Farming Project

S/No.	District	Approved Figures			Progress of Distributing Goats		
		Approved Allocations (Rs. Mn.)	Number of Beneficiary Families	Number of Animals	Number of Beneficiary Families	Number of Animals	Expenditure (Rs.Mn.)
1	Jaffna	8.00	90	270	90	270	7.91
2	Kilinochchi	5.00	56	168	56	168	4.93
3	Vavuniya	25.00	298	894	301	911	26.20
4	Mannar	20.00	224	672	224	672	19.84
5	Mullaitivu	17.00	192	576	192	576	16.76

S/No.	District	Approved Figures			Progress of Distributing Goats		
		Approved Allocations (Rs. Mn.)	Number of Beneficiary Families	Number of Animals	Number of Beneficiary Families	Number of Animals	Expenditure (Rs.Mn.)
6	Trincomalee	5.00	56	168	57	165	4.68
7	Batticalo	8.00	255	765	255	770	22.39
8	Ampara	5.00	56	168	56	167	4.84
9	Polonnaruwa	2.00	22	66	22	66	1.89
10	Colombo	4.00	45	135	41	105	3.29
11	kalutara	6.00	67	201	57	171	4.82
12	Gampaha	5.00	48	144	48	144	4.15
13	Kurunegala	10.00	113	339	112	336	9.62
14	Puttalam	5.00	49	147	49	147	3.92
15	Hambantota*	33.00	-	-	-	-	0.10
16	Matara	5.00	56	168	50	149	4.32
17	Galle	12.00	117	351	115	345	10.03
18	Monaragala	5.00	56	168	30	90	2.62
19	Matale	5.00	55	165	55	165	4.66
20	Kandy	10.00	110	330	110	330	9.31
21	Nuwara Eliya	5.00	60	180	60	180	5.08
Total		**200.00**	**2,025**	**6,075**	**1,980**	**5,927**	**171.33**

* This project was not implemented in the Hambantota district for the year 2024 and Rs. 0.10 million was given for payment of bills in hand.

Photo No. 10

v.) Implementation of National Agricultural Research Plan with Universities- Expenditure Head No.118-2-03-026-2507 (SLCARP)

Details are given under Institutions.

vi.) Sri Lanka Council for Agricultural Research Policy – Expenditure Head No. 118-2-03-065-2201

Details are given under Institutions.

vii.) Introducing a Contributory Insurance Scheme for Farmers – Expenditure Head No. 118-2-03-043-2202

Details are given under Institutions.

Progress of main program implemented under Recurrent Expenditure of Expenditure Head No.118

1. Fertilizer Subsidy Program

- **Financial Progress**

Description	Allocations (Rs.Mn.)	Expenditure (Rs.Mn.)	Percentage of financial progress
Recurrent	39,584.00	39,579.41	99

- **Physical Progress**

Description	Allocations for the year 2024	Allocations received for the year 2024	Expenditure (Rs.)	Financial Progress (%)	Land Extent (hectares)	Number of Beneficiaries
2023/24 Maha Season	6,500.00	6,439.14	6,438.68	100	429,245.52	1,022,000
2024 Yala Season	7,500.00	6,810.11	6,810.11	100	54,048.21	964,082
2024/25 Maha Season	9,978.15	9,978.15	9,976.57	100	97,306.10	682,194
* 2023 Yala Season (Making payments to private fertilizer companies	288.05	270.04	268.24	99	-	-
** World Bank Loan Urea	11.14	11.14	9.03	81	-	-
*** Japanese aid urea	4.84	4.84	4.83	100	-	252,965
Total	24,282.18	23,513.43	23,507.47			

* The number of farmers and hectares that purchased fertilizer from Agrarian Service Centers and Private Fertilizer Companies in the 2023 Yala season cannot be identified separately.

** Handling expenses related to the distribution of fertilizers in Agrarian Service Centers.

*** Japanese aid urea has not been distributed based on land extent.

Source – Department of Agrarian Development

- **Program for Free Distribution of Muriate of Potash (MOP)**

Under the World Food Programme, a total payment of Rs. 1,283.63 million has been made as Value added Tax (VAT) for the fertilizer imported under the Program for Free Distribution of Muriate of Potash (MOP) Fertilizer.

- **Payment of Monthly Installments and Interest for Long Term Loans**

Due to the conversion of the amounts payable under letters of credit opened by the People's Bank for the fertilizer imported by Ceylon Fertilizer Company and Colombo Commercial Fertilizers Ltd. into long-term loans, a total of Rs. 14,512.47 million has been paid in 2024 as monthly installments and interest.

- An amount of Rs. 273.29 million has been paid as commitments and liabilities from previous years.

- A payment of Rs. 0.69 million has been made for fertilizer sample testing at the National Fertilizer Secretariat.

Special Projects implemented under the Ministry of Agriculture

1. Formulation of "National Agriculture Policy"

In line with the objectives of the national policy statement, National Agriculture Policy has been formulated with a focus on food security, agricultural entrepreneurship and promotion of agricultural exports. Special attention has been given to ensuring the sustainability of food systems, promoting green agriculture, minimizing the use of chemical fertilizers and popularizing post-harvest technologies.

- **Physical Progress**

The 'National Agriculture Policy,' which was developed to achieve 13 objectives under 10 themes, has been presented for necessary actions to obtain Cabinet approval.

Progress of foreign funded Projects in 2024

01. Agriculture Sector Modernization Project (ASMP)

1.1. Objectives

i.) Production of competitive and marketable goods using modern technology (Productivity improvement)
ii.) Improvement of their capabilities to respond to better market opportunities (product and market diversification)

iii.) Moving towards Commercialization of Agriculture (Agriculture as a Business)

1.2. Implementing Agency – Ministry of Agriculture

1.3. Total Estimated Budget Cost - USD 63.64 + Euro Mn 23.13

1.4. Time Period of the Project – From 17.01. 2017 to 31.12.2024

1.5. Financial Progress

S/ No	Program	Allocation for the year 2024 (Rs.Mn)	Expenditure up to 31.12.2024 (Rs Mn.)	Financial Progress %
1	World Bank	4,474.00	4,473.00	99.98
2	European Union	3,300.00	3,289.00	99.67
3	Government of Sri Lanka	50.00	26.00	52.00

1.6. Physical Progress

Agricultural Sector Modernization Project (ASMP) aims to improve agricultural productivity, strengthen market linkages and support farmer organizations through targeted interventions. Key objectives of the project are as follows.

i.) Production of competitive and marketable goods using modern technology (Productivity improvement)
ii.) Improvement of their capabilities to respond to better market opportunities (product and market diversification)
iii.) Moving towards Commercialization of Agriculture (Agriculture as a Business)

i.) Crop Clusters and Beneficiaries

A total of 72 crop clusters have been established, including:

- 31 pilot clusters
- 21 ISP (International Service Provider) clusters in areas such as Jaffna, Mullaitivu, Monaragala, Batticalo, Anuradhapura, Polonnaruwa and Matale

- 20 clusters supported by the European Union in areas such as Vavuniya, Kilinochchi, Ampara, Badulla and Kandy.

- Among the primary crops cultivated are chili, passion fruit, papaya, TJC mango, jumbo peanut, pomegranate, Anona, groundnut, sour banana, Cavendish banana, Hass avocado, hybrid maize seeds, vegetables, guava, jumbo peanut seeds, chili seeds, potato seeds, hybrid maize seeds, vegetable seeds, and big onion seeds.
- A total of 35,634 farmers (Clusters and non-clusters) have received benefits through this project.
- Number of jobs created - 312
- Total non- clustered beneficiaries - 17,162

ii.) Farmer organizations and enterprise development

- A total of 60 unlisted public companies (PUCs) have been registered, all of which have business plans, and several are already generating profits.
- Based on policy research conducted under sub-component 2.4 of ASMP, the PUC model was introduced in 2020. In addition, processing centers have been established to enhance farmer-led agribusinesses
- So far, 15 marketing linkage agreements have been signed. In addition, 71 ongoing transactions are taking place without formal agreements.
- The unlisted public company (PUC) of the Rajanganaya sour banana cluster independently manages its operations. The sour bananas are exported by Ceylon Fresh Field Exports (Pvt.) Ltd., and this serves as a good example of a sustainable PUC established through project intervention.
- Total foreign exchange earnings have reached USD 69 million, with current savings amounting to USD 3 million.

iii.) Infrastructure Development – Sub-component 2.3

- Small tank rehabilitation – Number 21
- Rural road rehabilitation (farm and market access) – 138 kilometers
- Rehabilitation / construction of elevated irrigation systems – 6
- Installation of solar pumps on the basis of water distribution – 285 units
- Construction / rehabilitation of processing centers, collection centers and storage facilities – 34

iv.) Policies and Research – Sub-component 2.4

This component was introduced to the project to support the development of evidence-based policies

- Under this component, 16 policy research studies, 5 policy notes, and 6 policy short notes have been completed. These studies can serve as a foundation for future activities in the agricultural sector.

v.) Effective contribution to agricultural development – Sub-component 2.2

Several modern agricultural practices and technologies have been introduced to improve productivity and sustainability through development programs.

- Introduction of small irrigation systems for efficient water use in combination with fertilizer application, ensuring water conservation.
- Use of polymulch to control weed growth and reduce labor costs.
- High-density Double Row system for maximizing land use.
- Introduction of new crop varieties to improve yield and resilience.
- Efficient pruning and plant training using the Espalier System.
- Use of colour bag systems and the Fruit Desk application to monitor crop maturity and accurately predict harvest times.
- Introduction of insect-resistant nets and yellow sticky traps to control pests and reduce the use of pesticides.
- Adoption of Good Agricultural Practices (GAP) for the cultivation of fruits and vegetables.
- Reduce fertilizer use by about 80% by applying fertilizer based on recommendations using soil tests.

vi.) Expansion of the project through private farmers and other interventions

- A new export processing center has been established in Hambantota for banana exports with non-ASMP cluster beneficiaries, replicating the Rajanganaya sour banana processing center.

vii.) Overall physical progress

- Achieving 93% of the planned targets, the sustainability of PUCs and agribusinesses has been ensured.

1.7. Summary of major crop clusters

Crop Cluster	District	Number of Beneficiaries	Allocation (Rs. Mn.)	Cultivated area (Hectares)	Yield obtained (metric tons)	Value (Rs. Mn.)
Cavendish Banana	Monaragala	650	450. 00	131.58	287	31.57
TEJC mango	Monaragala	240	400. 00	56.68	91	18.20
Passionfruit	Monaragala	175	106.17	35.43	995	107.50
Chilli	Badulla	300	240. 00	60.73	123	64.40
Seed Potato	Badulla	400	147. 00	121.46	4,000	980.00
Pomegranate	Batticaloa	205	307.13	41.5	16	176.20
Groundnut	Batticaloa	262	299.03	106.7	3,022	1,215.93
Green Cucumber	Batticaloa	500	311.77	202.43	14,872	487.88
Jumbo Peanut	Ampara	600	276.54	242.91	2,210	330.08
Chilli	Ampara	270	455.16	54.66	3,650	817.26

Crop Cluster	District	Number of Beneficiaries	Allocation (Rs. Mn.)	Cultivated area (Hectares)	Yield obtained (metric tons)	Value (Rs. Mn.)
TEJC mango	Matale	430	227.37	176.92	88	47.92
Guava	Matale	200	164.01	40.48	11	0.93
Passionfruit	Matale	100	60.62	20.24	366	374.15
Sour banana	Anuradhapura	500	268.32	127.53	3,195	287.55
Chilli	Anuradhapura	420	265.95	82.02	3,955	988. 00
Guava	Anuradhapura	300	185.66	60.72	29	10.33
Chilli	Polonnaruwa	380	234.04	76.92	107	26.75
TEJC mango	Jaffna	378	241.19	67	334	148.30
Chilli	Jaffna	170	265.06	30	66	11.88
Passionfruit	Kilinochchi	200	169.76	40	488	154.35
Jumbo Peanut	Kilinochchi	530	149.71	60	103	122.95
Groundnut	Mullaitivu	300	263.56	80	1,205	286.04
Kolikuttu Banana	Mullaitivu	120	30.12	24	70	16.45
Maize Seeds	Vavuniya	74	49.50	40	41	54.70
Chilli	Vavuniya	300	354.36	30	1,555	371.25

1.8. Challenges faced and proposed solutions for future goals

Although 93% physical progress is achieved, several challenges hindered the completion of all project goals.

1.9. Challenges Faced

i.) Delays in procurement and supply of inputs

- Import restrictions due to the economic crisis, making it difficult to purchase essential agricultural inputs and equipment.

ii.) COVID-19 and Supply Constraints

- Travel restrictions and health problems delayed the arrival of international experts, resulting in delays in training programs.
- Limited access to markets and transportation challenges affected farmers' productivity and supply chain efficiency.

iii.) Climate and environmental factors

- Unexpected weather conditions and water shortage affected crop yields and thereby, it hampered the provision of irrigation infrastructure.

Due to these factors, the project was extended to December 31, 2024, despite its original completion date of December 31, 2022. In addition, the European Union (EU) grant began in 2021.

1.10. Proposed solutions for future goals

i.) Digital Training and Market Integration

Expand the use of e-learning platforms (LMS) and minimize in-person training.

ii.) Improved institutional coordination and support for sustainability

Linking Development Officers (MOA), Agriculture Instructor (AI) officers of the Department of Agriculture (DOA) and officers of the National Enterprise Development Authority (NEDA) to provide continuous support to farmers.

Successful farmers will be awarded a locally and internationally recognized NVQ Level 4 certificate, which will ensure that they are technically and professionally qualified. This initiative will increase productivity and increase market demand for the products of NVQ 4 certified farmers. As a result, it helps to direct young and second-generation farmers towards agriculture, transforming those farmers into agri-entrepreneurs. Already, 40 farmers are involved in the NVQ 4 registration process, and that number is expected to grow further.

iii.) Strengthened financial and business development support

Providing business management training to farmer clusters and PUCs.

iv.) Climate-resilient agricultural practices

- Expand the use of solar-powered irrigation and water-efficient technologies.
- Promote crop diversification strategies to minimize the risk of market price fluctuations.

This comprehensive assessment highlights the achievements of the ASMP project, while addressing remaining challenges and outlining strategic solutions for future success.

Photo No. 11 - 14

02. Climate Smart Irrigated Agriculture Project (CSIAP)

2.1. Introduction

Ministry of Agriculture, in collaboration with the World Bank has formulated the Climate Smart Irrigated Agriculture Project to invest US $125.00 million to improve the climate resilience of farming communities and productivity of irrigated agriculture in selected climatically vulnerable hotspot areas in Sri Lanka and started implementation from 2019. This objective will be achieved through increased adaptation of climate-resilient agricultural practices and technologies, improved agricultural productivity, and increased access to markets in targeted smallholder farming communities. The project will ensure benefits to over 350,000 smallholder farmers, direct benefits to 60,000 farm families and approximately 375,000 ha crop lands in the hotspot areas in 11 administrative districts covering 6 provinces namely Northern (Killinochchi

& Mullaitivu), Eastern (Trincomalee, Batticaloa & Ampara), North Central (Anuradhapura & Polonnaruwa), North-Western (Kurunegala and Puttalam), Southern (Hambanthota) and Uva (Monaragala) in the country. These project areas have been selected based on severity of the climatic variability in the vulnerable hotspot areas through a rigorous data-based approach, which was a collaborative exercise carried out by the World Food Program (WFP), the International Water Management Institute (IWMI), and the Department of Agrarian Development. The vision of the CSIAP is that improved access to reliable irrigation water supply and better water management technology for improved water productivity through adoption of climate smart agricultural practices.

2.2. Estimated cost of the project - Rs. 37,014.00 million *(US $ 1 = Rs.. 300.00)*

S/No.	Project Component	US $ Million	Rs.Million
1	Agricultural Production and Marketing	26	7800.00
2	Water for Agriculture	73	21,900.00
3	Project Management	06	1,800.00
4	Response to emergency needs	15	4,014.00
Estimate without community participation		**120**	**35,514.00**
community participation		05	1,500.00
Total Project Estimate		**125**	**37,014.00**

2.3. Financial Progress

S/No.	Programme	Allocation for the year 2024 (Rs.Mn.)	Expenditure upto 31.12.2024 (Rs.Mn.)	Financial Progress (%)
1	Climate Smart Irrigated Agriculture Project	11,225.00	6,008.82	51

2.4. Physical Progress

Component	Objectives	Activities	Progress in 2024
1. **Agricultural production and marketing**	Improving agricultural productivity and crop diversification through adopting climate-smart agricultural practices and improving farm water management	**Agricultural production:** - Cultivation Program for Mid-Season-1 through climate smart irrigatted agriculture practices - Cultivation Program for yala Season through climate smart irrigatted agriculture practices - Cultivation Program for Mid-Season-2 through climate smart irrigatted agriculture practices - Cultivation Program for 2024/25 Maha Season through climate smart	- In the year 2024, 370 hectares were planned and cultivated for the Mid Season-1, resulting in a production of 385 metric tons. The main focus was on the cultivation of green gram and red onions. Since cultivation during the Mid season provides additional income as well as meets consumption needs, a greater interest among farmers has been observed. - Out of the planned 2,008 hectares for the Yala season, 1,481 hectares were cultivated, resulting in a production of 2,593 metric tons. - For the Mid Season-1, a total of 634 hectares were planned for cultivation, out

Component	Objectives	Activities	Progress in 2024
		irrigatted agriculture practices - Training activities conducted through the Anuradhapura Thirappane Climate-Smart Model Farm Training School - Compost fertilizer production - Conducting training on climate-smart irrigated agriculture and agricultural technology for selected officers and farmers **<u>1.2: Agriculture Marketing</u>** - Production societies and producer associations have been established and efforts are underway to develop their capacities. - Production societies and associations have been linked with the market. - The Farmer Business training school program - Training programs on post-harvest technology and marketing have been conducted. - Rehabilitation of agricultural roads has been carried out. Rehabilitation of agro wells - Construction of small-scale and medium-scale grain storage facilities. - Construction of protective electric fences (to minimize wild animal damage). - Providing Tarpaulin Sheets to production societies. - Establishment of a climate-smart agricultural unit within	of which 630 hectares were cultivated as per the plan. This resulted in a production of 650 metric tons. During this season, farmers primarily focused on the cultivation of green gram and cowpea. Since cultivation during the Mid season provides additional income as well as meets consumption needs, greater interest from farmers has been observed. - Out of the 2,008 hectares planned for the Maha 2024/2025 season, 1,233 hectares have been cultivated. - A total of 48 planned training sessions have been completed through the Climate-Smart Model Farm training sessions. The number of beneficiaries who have received training is 1,058. The training is provided both theoretically and practically, and it is expected that this knowledge will be passed on to their neighboring farming communities. - A total of 492 training programs were planned for selected officers and farmers, out of which 454 programs have been conducted. The number of participants is 12,996. During these sessions, knowledge on climate-smart irrigated agricultural practices and technical expertise is provided. - The farming community has been encouraged to produce compost fertilizer and approximately 4,575 metric tons of fertilizer have been produced within the year by providing relevant inputs and training. This fertilizer is used for home gardens. -Training is being provided to 572 established farmer production societies and 45 production companies. A total of 52 training programs have been conducted within the year. -Under the initiative to connect production societies with the market, agricultural products have been encouraged to be sold to major commercial businesses such as Keells, Cargills, Golden Food, Maliban, and Prima. -Training programs consisting of 12 modules are being managed through the Farmer

Component	Objectives	Activities	Progress in 2024
		the ministry.	Enterprise Training School, and the trained trainers conduct these sessions. A total of 3,250 individuals have received training during this year. -Training programs related to post-harvest management and marketing are being conducted. A total of 57 kilometers of agricultural roads have been rehabilitated to date, providing farmers with improved facilities for transporting their harvests. -Rehabilitation work has been completed on 1,149 agro wells, ensuring that the water requirement for the crop cultivation of farmers are fulfilled. -The construction of 14 small-scale grain storage facilities and one medium-scale warehouse has ensured the security of harvested crops for the selected farmers. -A 701 km long protective electric fence has been constructed to secure the crops of farmers within the project districts, ensuring the protection of their cultivations as identified by the need assessment. -To facilitate farmers in harvesting their crops, Tarpaulin Sheets have been provided to production companies through the project. Currently, 2,500 Tarpaulin Sheets have been supplied for the provinces where the project is being implemented. -Discussions are ongoing with the ministry regarding the necessary actions to establish a climate-smart agricultural unit within the ministry.
2. **Water for Agriculture**	• Providing water and other infrastructure required for climate smart agricultural activities. • Facilitating the maintenance	**2.1 Irrigation System Rehabilitation:** -Completion of rehabilitation activities for 476 tanks under Phase-1. -Identification of irrigation systems for rehabilitation under Phase-2 and commencement of initial activities.	- Out of the 476 tanks agreed for rehabilitation, physical rehabilitation has been completed for 453. Work on the remaining 23 irrigation systems, with over 50% of the work already completed, is expected to be finalized in the first quarter of 2025. - For Phase-2 rehabilitation, 179 irrigation systems have been identified. The initial rehabilitation activities, such as preparing environmental and social impact assessment reports for all 179 tanks, have been completed, and the relevant approvals

Component	Objectives	Activities	Progress in 2024
	and operations of the constructed infrastructures by the government agencies and the people together.	**2.2 Irrigation System Operations and Maintenance:** - Conducting training programs on operations, maintenance, and water management. - Providing relevant notebooks and data recording books to farmer organizations. - Assisting in the proper numbering of measuring boards installed in irrigation channels and providing training to farmers on this process. - Developing the capacity of farmer organizations. - Establishing 61 cascade management committees in the selected zones. - Developing 61 cascade management plans and implementing the identified activities as sub-projects. - Encouraging farmers to adopt laser technology for land leveling to achieve more efficient water management. - Procurement of an equipment system that uses laser technology. - Efficient water management using both flood and dry methods. - Installation of rain gauge equipment. - Installation of water flow measurement equipment. - Water management through the construction of a 5-meter-long concrete lining near the sluice gate, along with the necessary control system.	have been obtained. Accordingly, the respective implementation steps are being carried out. Currently, contracts have been awarded for 43 tanks. - A total of 50 programmes have been conducted across the 11 project districts throughout the year. - A total of 8,850 notebooks/reports have been provided to the farmers. - A total of 75 measuring boards have been provided, and training has been conducted on the proper numbering and systematic use of these measuring boards. - Fifty farmer organizations have been engaged in training related to water management. - Sixty-one cascade management committees have been established. - To protect tree cover in water catchment areas and prevent soil erosion and tank siltation, 29 sub-projects have been implemented through the cascade management committees. These projects are part of 29 cascade management plans. Implementation of selected short-term activities within 11 of these plans has already begun. - Fifty-four cascade management plans have been proposed for development, of which 15 plans have been completed. These plans will be implemented by the management committees. - Using laser technology for land leveling, demonstrations have been conducted, and this method has been applied to 10 acres of farming in the Northern and North Central Provinces. In other provinces, lands have been identified for this purpose. - Procurement activities were initiated for the purchase of equipment systems that use laser technology. - Farmers have been educated on efficient water management using both flood and dry methods, and the relevant equipment has been provided to them. - Procurement activities were initiated to

Component	Objectives	Activities	Progress in 2024
			provide rain gauges and water flow measuring equipment. - Procurement activities were initiated to establish a 5-meter-long concrete lining near the sluice gate, along with the necessary control system, for efficient water management. - The project has conducted water use efficiency (WUE) measurements at the field level with the aim of increasing WUE to 30%. Accordingly, WUE measurements were carried out as pilot initiatives for 26 tanks during the 2023 Yala season, 25 tanks during the 2023/24 Maha season, and 48 tanks during the 2024 Yala season. Based on these assessments, the average WUE has shown progress, reaching 22%.
3. Project Management	Ensuring quality of overall project management by efficiently coordinating project activities at national and provincial levels	- Continuing the implementation of information, education, and communication programs. - Carrying out project management and evaluation activities. - Conducting progress review meetings at the national and provincial levels. - Developing a management information system.	- Information, education, and communication programs are being continuously conducted. So far, a total of 2,165 programs have been implemented. - Under monitoring and evaluation, regular monitoring visits are being conducted, during which successful cases are identified and reported. The annual action plan for the year 2024 has been prepared and is being executed. Monthly and quarterly progress reports have been submitted as scheduled. - The preliminary survey has been conducted and the report has been submitted. - The management information system has been developed and completed, and data entry is currently in progress. Approximately 80% of the data has been updated.

Photo No. 15 – 16

03. Smallholder Agribusiness Partnership Program (SAPP)

3.1. Introduction

The Government of Sri Lanka (GOSL) and the International Fund for Agricultural Development (IFAD) are jointly funding the Smallholder Agribusiness Participation Program (SAPP) with the main objective of sustainably increasing the income and quality of 57,500 small scale agricultural beneficiaries across the island. Grants and loans are provided to small scale agricultural beneficiaries at subsidized interest rates through the 4P model of public, private, producer and partnership. SAPP also provides training and technical know-how to small scale farmers to strengthen their farmer organizations and to improve infrastructure structure such as agricultural roads, embankments etc. and to create a favorable policy environment.

3.2. Financial Progress

S/No.	Program	Allocation for the year 2024 (Rs.Mn.)	Expenditure up to 31.12.2024 (Rs.Mn.)	Financial Progress (%)
1	Development programs	5,000.00	2,960.00	59
2	Microfinance programs	2,024.00	2,012.00	99
	Total	**7,024.00**	**4,972.00**	**71**

3.3. Physical Progress

The Smallholder Agribusiness Partnerships Program (SAPP) was launched in 2017 as a six-year project with a total cost of US$105 million. However, the program was extended for another two years considering the impact of the Covid pandemic and the recent economic crisis. The main objectives of this program, which is launched jointly by the Government of Sri Lanka (GOSL), International Fund for Agricultural Development (IFAD), Private Sector (Agribusiness Companies), Smallholders, Participatory Finance Institutions (PFIs), are to bring 57,500 small agri-entrepreneurs to the market and increase their income and to develop the infrastructure facilities required for this purpose. To achieve these objectives, SAPP is mainly focused on introducing a better market by providing agricultural machinery and technical know-how through continuous training provided to agri-entrepreneurs with public-private linkages.

The SAPP program has implemented 39 sub-projects under the 4P model (Public, Private, Producer, Partnership) covering key agricultural sectors such as dairy, spices, grains and pulses, tea, floriculture and vegetables in collaboration with private agribusiness firms and farmer producer organizations since the inception of the program.

In the wake of the recent economic crisis, SAPP introduced a special maize project worth of US$10 million for rural agri-entrepreneurs. The project has provided high quality hybrid seeds, chemical fertilizers, land preparation facilities and financial facilities to selected maize farmers.

After the completion of the procurement process of the maize project, distribution of seeds and fertilizers commenced. The target number of beneficiaries for this maize project is 40,000 and so far, seeds have been provided to 39,156 beneficiaries covering 15,905 hectares of cultivated land. This maize project has been completed by providing grants of basal fertilizer to 38,962 beneficiaries, top dressing fertilizer to 38,638 and land preparation to 38,076.

Under the Smallholder Agribusiness Partnerships Program (SAPP), a total of 46,759 beneficiaries have received benefits as at 31 December 2024 under 4P, Youth and Income Generating loans. This is 81.32 % of the total project target of 57,500 agri-entrepreneurs.

By December 2024, the program has provided benefits to 36,671 beneficiaries out of the 43,000 currently targeted 4P model. SAPP has provided benefits to 3,452 youth beneficiaries under the Youth Agro Entrepreneurs Upliftment (YED) program and 6,904 beneficiaries through the Income Generation Loan Scheme (IG).

Furthermore, with the support of line institutions, SAPP has successfully completed 58 out of 98 projects planned for the development of off-farm agricultural infrastructure such as canal and agricultural road rehabilitation by December 2024. So far, Rs. 195.5 million has been invested in these initiatives.

Under the Smallholder Agribusiness Partnerships Programme (SAPP), as of December 31, 2024, a total of 47,027 beneficiaries have received support under the 4P value chain, youth, and income-generating loan components. This represents 81.79% of the total project target of 57,500 agri entrepreneurs.
In addition, under the Institutional Strengthening (IS) services provided by SAPP to transform farmer producer organi

zations into more sustainable business entities, 7 activities have already been successfully completed with the expected outcomes. Another 13 IS service activities currently underway are scheduled for completion within 2024. To date, this component has achieved progress exceeding Rs. 133 million.

For the overall SAPP programme, an investment of USD 37.80 million out of the IFAD funding target of USD 54.40 million has been made, achieving 69% financial progress. Contributions from beneficiaries and promoters amount to USD 13.62 million. By December 2024, a total of USD 68.18 million (65%) of the combined funding target of USD 105.00 million from the Government of Sri Lanka (GoSL), IFAD, and beneficiary contributors has been spent.

Photo No. 17 – 19

04. Smallholder Agribusiness and Resilience Project (SARP)

4.1. Introduction

This project is implemented in six dry-zone districts of Sri Lanka such as Puttalam, Kurunegala, Matale, Anuradhapura, Vavuniya, and Mannar based on the Cascade (Ellanga) systems located within the catchment areas of the Malwathu Oya, Deduru Oya, and Mee Oya rivers. While promoting the commercialization of farms, the objective of the project is to provide sustainable solutions to challenges caused by climate change for 40,000 smallholder farming families or approximately 180,000 individuals.

The main component of the project is to enhance the resilience to climate change by developing the capacities of service providing institutions and project beneficiaries, and by investing in the construction and improvement of selected infrastructure facilities. The project which is funded by the International Fund for Agricultural Development (IFAD) and the Government of Sri Lanka, plans to invest USD 82.00 million for a six year period. The project was launched on 20.01.2022.

4.4. Financial Progress

Program	Budget Allocation for the Year 2024 (Rs. Mn.)	Revised Allocations	Expenditure as at 31.12.2024 (Rs. Mn.)	Financial Progress (%)
Smallholder Agribusiness and Resilience Project (SARP) Capital Expenditure	2,836.00	979.53	505.50	51.61

- **Tank Rehabilitation Activities**

The project plans to rehabilitate 173 tanks, with work already initiated on 42 of them. The estimated cost for this work is Rs. 521 million, of which Rs. 205 million has been spent to date. In the Kurunegala District, construction work has begun on 14 tanks, with approximately 95% physical progress. In the Vavuniya District, work has commenced on 16 tanks, with 12 of them having reached 79% progress. In the Anuradhapura District, construction has started on 7 tanks, which have reached 80% physical progress. In the Mannar District, construction work on 5 tanks began in September of this year.

Photo No. 20

- **Reforestation in Catchment Areas**

Under this project, reforestation in catchment areas, covering 562 hectares of rehabilitated tanks, is being carried out with an allocation of Rs. 13.53 million to the Department of Forest Conservation. The department is currently working on planting species such as Mee, Kumbuk,

Kaluwara, and Karanda. Additionally, as the rehabilitation of the tanks progresses, the planting of commercially valuable species such as arecanut is being carried out in collaboration with project beneficiaries and stakeholders. To date, 3,500 arecanut saplings have been planted in 19 rehabilitated tanks.

Photo No. 21

- **Fresh water Fishery**

To meet the nutritional needs of communities in the project areas, fresh water fishery is underway, covering 72 tanks. Fresh water fishes have already been introduced to 20 tanks, and harvesting activities have commenced. These tanks are located in the Vavuniya, Puttalam, Kurunegala, and Anuradhapura districts. This initiative is being carried out with the cooperation of the National Aquatic Resources Development Authority (NARA), with Rs. 5.00 million already invested in the process.

Photo No. 22

- **Black gram (Undu) Cultivation Project**

A black gram cultivation project has been launched in the Vavuniya district, targeting 600 farmers. Under this initiative, farmers are provided with the necessary seeds and practical training is offered through agricultural field schools. Additionally, a program has been developed to introduce the harvested black gram products to the market, adding value to the product. The total expenditure for this project amounts to Rs. 7.50 million.

- **Green gram Cultivation Project**

This project has been implemented in the Kurunegala and Puttalam districts with the goal of increasing farmers' income through green gram cultivation, ensuring food security, and improving the nutritional levels of the impoverished populations in these areas. The project covers 750 farmers and 391.50 acres of land in both districts. As a result, during the 2024 Yala season, a harvest of 13,400 kg was obtained in the Puttalam district and 32,615 kg in the Kurunegala district.

Photo No. 23

- **Gherkin Cultivation Project**

Efforts are ongoing to collaborate with the private sector to supply value-added gherkin products to the export market. As part of this initiative, 209 farmers have been selected from specific Grama Niladhari divisions in the Kurunegala district, and they have been provided with seeds and drip irrigation systems to enhance production.

Photo No. 24

- **Groundnut Cultivation Project**

A groundnut cultivation project has been launched covering 750 acres, with 1,500 farmers in the districts of Puttalam, Kurunegala, Vavuniya, Mannar, and Anuradhapura. Under this project, farmers have been provided with necessary seeds and practical training through agricultural field schools. Additionally, a program has been developed to introduce value-added groundnut products to the market. The total expenditure for this project amounts to Rs. 25.00 million. A total of 30,000 kg of seeds have been distributed, and all the selected farmers have begun groundnut cultivation. The projected yield from this groundnut cultivation in the 2024-2025 Maha season is expected to be 800 kg per acre.

Photo No. 25

- **Extensive Poultry Farming**

This project is implemented in the districts of Vavuniya, Puttalam, Kurunegala, Anuradhapura, Mannar, and Matale. Under this initiative, 550 selected farming families will be provided with necessary materials, including chicks and poultry pens. The project targets low-income women and aims to improve household nutrition needs and increase family income. The allocation for this project is Rs. 47.00 million, and the selection process for beneficiaries has already begun.

- **Establishment of Demonstration Fields for Paddy Cultivation**

This project is implemented in the districts of Vavuniya, Puttalam, Kurunegala, Anuradhapura, Mannar, and Matale. Under this initiative, 17 demonstration fields have been established. In these fields, crop varieties capable of withstanding climatic changes, such as BG 374, BG 366, BG 409, BG 310, BG 369, and AT 362, have been utilized. As a result, the most suitable and improved varieties for maximum yield have been introduced to farmers in these areas. A total of Rs. 0.60 million has been spent on purchasing seeds for these fields.

05. Repairing and Procurement for National Plant Quarantine Service (JICA) – Expenditure Head No.118-2-03-041-2507

This project is implemented by the Katunayake National Plant Quarantine Center of the Department of Agriculture. Sri Lanka is a signatory to the International Plant Protection Convention (IPPC). Accordingly, the import and export of plants, plant parts, or agricultural products must be carried out in accordance with the prescribed standards, which is part of Sri Lanka's plant quarantine framework.Furthermore, with the broader objectives of reducing farmers' poverty and increasing foreign exchange earnings, plant quarantine functions are carried out with greater accuracy and higher efficiency. To improve opportunities for better identification of standards of goods during coordination with international import and export markets, the Government of Japan (through JICA) provided financial assistance amounting to Rs. 259.60 million in 2017 for the upgrading and replacement of existing equipment in the plant quarantine service, thereby initiating this project.The project is scheduled to conclude in 2024.

As of now, Rs. 253.36 million has been spent. For the year 2024, an allocation of Rs. 14.17 million has been made, of which Rs. 7.93 million has been spent.

S/N	Program	Allocation for the year 2024 (Rs.Mn)	Expenditure up to 31.12.2024 (Rs.Mn)	Financial Progress as a percentage (%)
1.	Repair and replacement of equipment of National Plant Quarantine Service (JICA)	14.17	8.04	57

06. Upgrading of Testing Facilities at the National Plant Quarantine Station (KOICA) – Expenditure Head No. 118-2-03-046-2509

Financial assistance for this project is provided by the Korea International Cooperation Agency (KOICA). The National Plant Quarantine Institution is responsible for handling customs payments for imported goods and establishing the necessary framework for implementing the project in accordance with the prevailing regulations in Sri Lanka.Under the Government of Korea, USD 7.20 million has been allocated for this project, while the Government of Sri Lanka has incurred expenses amounting to Rs. 74.61 million. The project, which was planned for a duration of three years, has now been completed.Through the construction of a required building for the Plant Quarantine Center within the Colombo Port premises and the provision of technological equipment, this initiative has enhanced plant quarantine capacity. It also aims to streamline and improve the efficiency of import and export processes conducted via the Colombo Port.

S/N	Program	Allocation for the year 2024 (Rs.Mn)	Expenditure up to 31.12.2024 (Rs.Mn)	Financial Progress as a percentage (%)
1.	Improvement of research facilities of National Plant Quarantine Service (KOICA)	28.20	28.03	99 %

Financial and Physical Progress of Major Development Programs implemented by the Institutes under Agriculture Division

01. Department of Agriculture (DOA)

1.1. Vision

"Achieve excellence in agriculture for national prosperity"

1.2. Mission

"Achieve an equitable and sustainable agriculture development, ensuring nations food and nutrition security through development and dissemination of improved agriculture technology and provide the relevant services to the all stakeholders with more emphasis to the farmers".

1.3. Objectives

Maintaining and increasing productivity and production of the food crop sector for the purpose of enhancing the income and living condition of the farmer and making food available at affordable prices to the consumer.

1.4. Functions

- Agricultural Research and Development
- Agricultural Technology Dissemination and Training
- Production and Distribution of Seeds and Planting Materials
- Seed Certification and Plant Protection
- Regulatory Services

1.5. Sustainable development goals expected to be achieved by the institution:

Goal 2: End hunger, achieve food security and improved nutrition and promote sustainable agriculture

1.6. Financial Progress

Description		Allocation (Rs.Mn.)	Expenditure (Rs.Mn.)	Financial Progress (%)
Capital	General capital	732.83	651.22	89
	Special Projects	2,758.00	2,544.03	92
Recurrent		6,566.32	6,211.70	95

1.7. Physical progress of special projects under Expenditure Head (285) of the Department of Agriculture – Summary of all programs

Research and Development

1. Development of new hybrid and open pollinated varieties of chilli, maize, onion, vegetables, fruits and production of seeds

Field Crops

- Field-level trials were conducted aiming to improve new open-pollinated and hybrid varieties of chili, brinjal, and onion, and new hybrid combinations were introduced.
- Evaluations are currently being conducted to assess resistance to major pests and diseases for these crops. In the initial stage, an integrated disease management technology was introduced using *Trichoderma*-based bio-pesticides developed by the Field Crops Research and Development Institute, Mahailluppallama, to control onion anthracnose and fungal bulb rot.
- Research on farm machinery is being conducted to identify and promote suitable equipment for onion harvesting and seed sowing of other field crops. The basic design has been completed. The design of the seedling unit has been updated and seedling production is currently in progress.

Rice

- A varietal development research program was conducted with the objective of introducing new rice varieties/improved breeding lines in the age groups of 4–4½ months, 3½ months, 3 months, and 2½ months, featuring special traits such as high yield potential, tolerance to salinity, iron toxicity, drought and submergence. The program also aimed to evaluate resistance to major pests and diseases including BPH (Brown Plant Hopper), RGM (Rice Gall Midge), leaf blight, and bacterial leaf blight (BLB).
- Under various trial conditions including NCRVT (National Coordinated Rice Variety Trials), PYT (Preliminary Yield Trials), MYT (Main Yield Trials), and OYT (Observation Yield Trials), the physical and physico-chemical characteristics of 200 varieties and breeding lines were evaluated.
- In addition, breeder seed production was carried out for fourty recommended rice varieties.
- A new rice variety in the 3½-month maturity group, “Bg 382 Fr” (Suwanda Kekulu), was released. It is a fragrant, long, white, medium-grain variety with an average yield of 4.6 tons per hectare.
- The hybrid rice breeding program is being continuously implemented. Currently, seven successful hybrid lines (F1) are undergoing preliminary yield trials. In addition, another seven F1 lines are under observation field trials to determine their yield and other agronomic characteristics. Cytoplasmic male sterility (CMS) is being developed from local populations using the backcross method, and it has now reached the third backcross generation (BC3) of the three-line hybrid system.

Vegetables

- Two new vegetable varieties, HORDI Brinjal Hybrid - 4 and HORDI Cucumber - 4, were released for cultivation by farmers across the country.
- Basic stock development was carried out for 14 vegetable crops, and germplasm collection, crossing, and field evaluation trials were conducted using 52 new germplasm accessions.
- In the process of developing new varieties, 250 new breeding lines and successful lines were subjected to field evaluation. Performance data were collected, analyzed and the program continues uninterrupted during the current season.
- As part of the variety release process, multi-location trials (NCVT, VAT) were conducted for 13 successful lines selected from 24 trials.
- Breeder seed and foundation seed production were carried out for 25 vegetable varieties, and seed production technology for vegetables was disseminated in collaboration with farmers, government, and private sectors.
- Soil nutrient management and testing of new fertilizer applications were carried out for selected vegetable crops.
- Trials were conducted to introduce sustainable pest and disease management technologies (integration, resistant breeding and chemical trials).
- Quality evaluation for vegetables, development of processing technologies, and food contaminant testing activities (testing of value added products and heavy metal contaminant analysis) were conducted.

Fruits

- Introduction and evaluation of successful breeding lines for 14 fruit crops, improvement of fruit quality, and selection of high-yielding, high-quality fruit varieties or hybrids are continuously carried out through local and multi-location trials.
- In 2024, the successful jackfruit variety "Horana Kos 01" and the sapota variety "Gannoruwa Sapota 01" were introduced at the variety release committee.
- A total of 5,930 grafted plants, 2,150 layered pomegranate plants and 6,000 tissue-cultured banana plants, along with Horana Papaya F1 hybrid 01 mother seeds, Horana Gold Passion Fruit seeds, and the released varieties, were produced.
- Two fruit germplasm gardens have been established in the areas of Horana and Kundasale, with 150-200 mother plants planted in each garden.

2. Climate Resilient Green Technological Improvement for Food Crop Production Ensuring Food Security in Sri Lanka

Rice

- The program for introducing rice varieties that promote resilience to abiotic stresses is continuously being implemented.
- Attention has been focused on the development of rice varieties that promote submergence tolerance and have the ability to adapt to flooding conditions.

- Further trials are ongoing to identify rice varieties that promote resistance to drought, heat, anaerobic germination, ion toxicity, and salinity.
- In addition, research is ongoing to introduce pest-resistant rice varieties that show resistance to brown plant hopper, gall midge, and leaf midge.

Field Crops

- Continuous research attention is focused on improving the agricultural uses and drought tolerance of other field crops in order to introduce 20 drought-tolerant groundnut (peanut) varieties, 15 green gram varieties, and 10 pigeon pea varieties.
- Field and on-farm trials are conducted to develop nutrient management strategies for large-seeded groundnut (peanut) varieties and to validate technological packages aimed at improving seed quality in sesame and finger millet.
- In addition, three pigeon pea varieties that have the potential to be successfully used as alternatives to legumes are currently under evaluation.
- Research also includes the use of biological control agents against soil-borne pathogens affecting crops of the *Leguminacea* family and oil crops, as well as the study of physical and morphological responses related to drought-tolerant pigeon pea varieties.
- Five soybean varieties are currently being evaluated for their drought tolerance, while the impact of the pest *Scirtothrips dorsalis* on chili varieties is also being assessed in relation to climatic factors.

Vegetables

- Studies have been conducted to identify field and greenhouse cultivation technologies aimed at improving yield and harvest quality of tomato, capsicum, brinjal, beans, cabbage, and *Dioscorea* species.
- Agronomic packages for seed production of greenhouse-grown tomato and cucumber have been improved.
- A technology for producing grafted seedlings was introduced to address key issues in the field.
- Microgreen production using local seeds has been introduced. Eggplant accessions adapted to adverse climatic conditions have been selected and evaluated alongside bean varieties.
- A nutrient management package for vegetables has been evaluated.
- Under changing climatic conditions, the use and introduction of new food crops, new food production methods, and value-added technologies have been implemented.
- New processing methods have been introduced for food processors and 127 quality analyses have been conducted.
- Chemical control and management practices, including pruning, have been implemented for eggplant, beans, tomato, and cabbage. Additionally, a package has been introduced for the management of yellow rust and white mold on *Mukunuvenna*.
- Nematode and whitefly control methods have been introduced.

Fruits

- Research attention has been focused on evaluating various fruit crops, including several mango varieties, 2 pineapple varieties, 11 rambutan varieties, 8 durian varieties and 7 varieties of mangosteen and avocado, to assess their potential for promoting organic farming through different agro-ecological zones.
- Two mango accessions from different agro-ecological zones and one mango variety (Mango GN 01) were planted.
- Pineapple, rambutan, durian and mangosteen varieties were planted in fields in the Madureketiya area to identify heat-tolerant cultivars.
- To introduce an agronomic package for high-density avocado cultivation (with two spacings - 5x5 meters and 7x7 meters), 70 seedlings of two avocado varieties (Hass and Tower Two) were planted in the field at the Bandarawela Regional Agricultural Research Center.
- Millewa Suwandel was planted in the field to identify harvest indicators and the plants are in a fruit bearing state.
- To test the drought adaptability of jackfruit, 2 jackfruit plant accessions (40 plants) were planted in the fields of Fruit Crop Research and Development Institute, Horana and Grain Legume and Oil Crops Research and Development Center, Angunakolapelessa and yield and quality data were collected.

3. Soil Conservation Act

- 82 field surveys were conducted in Uva, Central and Sabaragamuwa provinces to maintain sustainable productivity of farmlands through soil conservation.
- Training programs were conducted for agricultural instructors in Monaragala, Kegalle, Nuwara Eliya and Matale districts on soil conservation and land development, field data monitoring and data system management using GPS and GIS technology.

Agricultural Extension and Training

4. Agriculture School Development

Infrastructure development and purchase of equipment for academic activities were carried out in 11 Agriculture Schools (Pelvehera, Kundasale, Vavuniya, Angunakolapelessa, Karapincha, Anuradhapura, Bibila, Wariyapola, Labuduwa, Palamunai and Paranthan).

- The renovation of the official residences, the construction of a tube well and a tissue culture laboratory and the renovation of the animal husbandry unit at the Angunakolapelessa Agriculture School were carried out.
- The renovation work of the hostels of the Anuradhapura Agriculture School is underway, while the renovation work of the first floor of the hostel building of the Paranthan Agriculture School is in the final stages.

- Furthermore, the renovation of the ground floor of the new women's hostel, the mushroom production unit and the farm office of the Labuduwa Agriculture School were also completed.
- The farm store of the Vavuniya Agriculture School has been renovated and a rest room has been constructed for the staff and workers, while the principal's office room and administrative branch of the Wariyapola Agriculture School have been renovated and a security fence has been constructed.
- The renovation of the toilet complex of the Abeywardena Hostel of the Kundasale Agriculture School, the roof and major repairs of the Food Science Laboratory were also completed. Also, repairs to the roof, ceiling and electrical circuit system of the main hall are underway.

5. Agriculture School Farm development

- In order to increase the practical training capacity for diploma students, farm facilities have been developed in 11 agriculture schools (Pelvehera, Kundasale, Vavuniya, Angunakolapelessa, Karapincha, Anuradhapura, Bibila, Wariyapola, Labuduwa, Palamunai and Paranthan) as indicated below. All activities have already been completed. Allocations have been made for this project under the Vote of new construction, purchase of furniture and office equipment and land and land development.

    - Improvement of laboratory facilities in the Biology and Chemistry laboratories of the Vavuniya Agriculture School, garden landscaping works and the purchase of fertilizers, chemicals and equipment required for the farm were completed.
    - Furthermore, computers, multimedia projectors, farm equipment and furniture were purchased for the hostels of the Labuduwa and Wariyapola Agriculture Schools.
    - Purchase of office furniture for academic purposes at the Angunakolapelessa Agriculture School, Purchase of computers, office furniture, a photocopier, a multimedia projector and materials and equipment required for the farm for the academic activities of the Anuradhapura Agriculture School and the purchase of furniture required for the Wariyapola Agriculture School hostel has been completed.

6. Annual Symposium of Department of Agriculture (ASDA)

- The Annual Symposium of the Department of Agriculture was successfully held on September 13, 2024.

7. Media Programmes

- Broadcasting of 1,554 radio programs were completed (Colombo – 650, Rajarata – 206, Kandurata – 284, Ruhuna – 362, Jaffna – 52, SMS 988) and telecasting of 147 TV programmes (Govibimata arunalu – 56 programs, Mihikatha dinuwo – 46 programs, Uyrum ulavum – 51 programs) were completed.

- 156 agricultural television technical short messages, 26 commercial short messages and 130 short messages based on 1920 farmer issues were produced.
- Total number of viewers Mihikatha Dinuwo - 33,629, Govibimata Arunalu - 57,160, Uyarum Ulawum - 27,858, YouTube - 113,899 and Facebook - 472,902.
- The Agricultural Publications Unit printed 32,436 books and 128,846 pamphlets. The income from the sale of publications was Rs. 2,438,542.00.

8. Maintenance of Agro Technology Parks

To effectively disseminate appropriate agricultural technologies among communities, the agricultural technology parks located in Gannoruwa, Bataatha, and Diyagama are continuously maintained as model centers. The total number of visitors to Gannoruwa was 60,564 (59,892 local and 672 foreign), while the total number of visitors to Bataatha was 58,185 (57,616 local and 569 foreign).

- An income of Rs. 2,682,580.00 was generated from Gannoruwa, while Rs. 6,428,316.99 was earned from Bataatha through sources such as entrance tickets, farm produce sales, and fish therapy services.

9. Development of soil fertility testing facilities

- To introduce fertilizer recommendations based on soil testing for paddy cultivation lands, 2,650 soil samples have been collected and chemical reagents have been purchased for sample analysis.

10. Assisting farmers for production of non-toxic foods through GAP & entrepreneurship development

- An entrepreneurship development program was conducted for farmers as part of implementing the "Good Agricultural Practices" (GAP) rice cultivation program.
- A total of 513 Good Agricultural Practices (GAP) certificates have been issued.

11. Production & Productivity Improvement of Food Crops

Introduction of new varieties, high-yielding packages, and other new seed production technologies has contributed to increasing the production of quality seeds for paddy, maize, chili, onion, green gram, black gram, cowpea, groundnut, soybean, finger millet, sesame, fruits and vegetables.

- **Paddy** - To promote self-seed paddy production, 1,800 model cultivations of ¼ acre each were conducted and 4,731 kilograms of registered seed and 180,000 parachute trays were distributed.
- **Maize** - To promote local hybrid maize varieties, seed production was carried out on 100 hectares by providing parent seeds. In collaboration with farmer groups, 2,380 model cultivations of 1 acre each were conducted under a public-private partnership program.
- **Big Onion** - To increase the production and yield of big onions, a high-yielding technological package was introduced to farmers. Under this initiative, 270 model

cultivations of ¼ acre each were maintained, 82 irrigation units were provided and assistance was given for land preparation. Additionally, 240 new farmers were identified and supported to promote big onion cultivation using the technological package.

- For the production of certified seeds during the 2025 Yala season, farmers were encouraged to store 85,000 kilograms of mother bulbs, and assistance was provided for this purpose.
- To promote seed production, 6 permanent rain shelters have been constructed and 20 existing rain shelters have been renovated by providing protective polythene and other materials. Additionally, 740 farmers were supplied with polythene for constructing temporary rain shelters.

- **Red Onion -** To improve the production and yield of red onions, certified seed production and seed bulb production programs were conducted in collaboration with 514 farmers and 10 training centers of the Department of Agriculture. These programs were implemented on 1,000 square meters of model cultivation land. To enhance water use efficiency, 15 irrigation units were provided, and to increase storage capacity, 7 mother bulb storage units were supplied.
- **Chilli -** To meet the demand for chili in Sri Lanka and promote dry chili production at the household level, 10,000 kilograms of open-pollinated chili seed (OPV), 2,000 kilograms of hybrid chili seed, and 150,000 planting bags were provided.
- **Green gram –** By providing 5,885 kilograms of seed and other inputs, self-seed production was promoted on 360 hectares of land.
- **Groundnut -** To promote groundnut seed production, 3,540 kilograms of registered seeds were provided for certified seed production on 52 hectares. Additionally, a sprinkler irrigation unit was installed at the Karadiyanaru Research Center for the production of breeder seeds.
- **Sesame -** A total of 1,573.75 kilograms of registered seeds were distributed for certified and self-seed production of sesame.
- **Black gram (Undu) -** To promote black gram seed production, 220 hectares of land were cultivated, and 45 roller seed planting machines were purchased and distributed in project areas. Additionally, 10 farmer organizations focused on other crop production were established, and 20 multi-purpose covering materials (tarpaulins) and 200 plastic cans were purchased for distribution to farmers.
- **Soybean -** To promote soybean seed production, 8,796 kilograms of registered seeds were distributed for 440 model cultivations of 1 acre each.
- **Finger Millet -** Currently, the distribution of certified/registered seeds for self-seed production is being carried out on 32 hectares.
- **Cowpea -** To promote seed production on 100 hectares, 2,042 kilograms of registered seeds were provided and 30 cowpea milling machines were distributed.

- **Fruits -** To strengthen the production of planting materials for newly released fruit varieties, 3,500 mother plants are being maintained in existing fruit orchards, and 45 orchards have been selected for establishing demonstration fruit orchards.
- **Vegetable Crops -** To increase seed production of newly released vegetable varieties, 75 kilograms of raw breeder seeds were successfully produced and presented by the Seed and Plant Material Development Center (SPMDC), and 53.5 kilograms of cluster breeder seeds were produced and presented by the Horticultural Crop Research and Development Institute.
    - For future improvements, 100 grams of white raddish (bola raabu) seeds are being purified, with raddish seed production established at the Seethaweli Agricultural Research Station.
    - A target of producing 50 kilograms of long bean (A9) breeder seeds is set, and 5 kilograms of long bean (A9) breeder seeds were presented to the Seed and Plant Material Development Center (SPMDC).
    - For the production of hybrid seeds, 20 kilograms of Okra breeder seeds were produced from each of the parent varieties (Ok-11, Ok-45, and Ok-12).

Seed Certification & Plant Protection

12. National Seed Production & Purchasing Program

In order to improve farmers' access to quality seeds, 832 metric tons of other field crop seeds (registered and certified), 31,712 bushels of registered and certified paddy seeds, and 51,415 kilograms of standard vegetable seeds cultivated under a contract basis were purchased.

- Purchases have been made for stickers, chemicals, and fumigation activities related to seed storage and transportation.

13. Accelerated Seed Farm Development Program

- Agro wells have been constructed in Inginimitiya, and the renovation of the Bataatha and Karadiyanaru reservoirs has been completed. Additionally, sprinkler irrigation systems have been established at Malwaththa, Polonnaruwa, Walpita, and Seetha Eliya, while high-capacity water pumps have been purchased for Kandapola and Malwaththa. Equipment and materials for irrigation systems have also been procured.
- Rain shelters have been constructed at Ambepussa and Veerapana, while rain covers and net houses at Walpita, Pasyala, and Ambepussa have undergone renovation with the procurement of necessary materials. The Mideniya processing unit has also been renovated, and new office buildings have been constructed at Kahagolla and renovation for the Regional Agricultural Director’s Office in Mahailuppallama was carried out.
- Land development activities have been carried out at locations such as Ambepussa, Aluththarama, Battaatha, Middaniya, Veerapana, and Pelwehera. Additionally, road development work has been completed at Sitha Eliya, Battaatha, and Polonnaruwa.
- Solar energy production systems have been installed at locations such as Murunkan and Vavuniya. Additionally, solar street lamps have been set up in areas like Polonnaruwa,

Nikaweratiya, Eluwankulama, Inginiyemitiya, Karandiyanaru, and Nuwara Eliya. Joint harvesting machines and rotavators have been purchased for the Polonnaruwa seed production farm. Necessary agricultural machinery, tools, equipment, and solar power systems have also been procured, along with repairs to existing farm machinery for the said farm.

14. Promotion of Local Seed Potato Production

- The old plant houses and net houses at the Seetha Eliya Greenhouse Complex have been renovated, and necessary equipment has been purchased and repaired. Chemical materials required for plant material production have also been procured. At the Seetha Eliya Research Station, a tissue culture laboratory, net houses, and a cool room have been developed. A plant propagation system for rooting of cuttings, net houses, chemical materials, fertilizers, and a daily maintenance laboratory have been established at the Bandarawela Research Center. These initiatives aim to enhance agricultural research and production capabilities.

15. Strengthening of seed certification activities

- The development of seed testing laboratory facilities at Mahiluppallama is 80% complete.
- The construction of a seedling house at the Gannoruwa Seed Health Testing Unit and a nursery shed at the Bataatha Seed Testing Laboratory has been completed.

16. Quality Assurance of Seed and Planting Materials through the Implementation of Seed Act

- Under the Seed Act, 2,401 seed certifications have been issued, with 1,285 seed handlers registered. Additionally, 1,116 registrations of seed handlers have been updated.
- A total of 1,765 seed labels have been approved, and 1,181 seed handlers' fields have been randomly inspected.
- Seed certification has been carried out for:11,877.17 metric tons of paddy seed. 558.15 metric tons of other field crop seeds. 64.5 metric tons of vegetable seeds. 484.24 metric tons of potato seeds, along with 2,168,077 small potatoes. Accordingly, the certification covers: 6,539.67 hectares of paddy seed. 1,370.85 hectares of other field crop seeds. 164.37 hectares of vegetable seeds. 80.04 hectares of potato seeds.
- A total of 13,660 laboratory tests and analyses were conducted, along with 1,978 post-control seed tests.
- Seed certification was carried out by registering 687 mother plants, 316 nurseries, and certifying 827,364 fruit plants.
- Training and awareness programs were conducted to raise awareness among all stakeholders.

17. Minimize Potential Adverse Effects of Agro - Chemicals on Human Health and Environment

- The maximum residue levels (MRL) of selected pesticides for the Yala season and the pre-harvest interval (PHI) were evaluated in relation to long beans (8 pesticides were assessed, and 26 samples were analyzed).
- To assess pesticide residue levels, samples of water, fruits, and vegetables were analyzed (195 fruit/vegetable samples and 88 water samples). Additionally, the content of heavy metals (17 types) was analyzed in 139 fruit/vegetable samples and 80 water samples. Random analyses were also conducted for 203 pesticides.
- To strengthen laboratory facilities according to the ISO17025:2017 standard, laboratory activities including service agreements, training, and equipment calibration were conducted (audit dates: 24/25/26.04.2024, with a total cost of Rs. Mn. 2.23).
- An amount of 4.06 metric tons of pesticide that was confiscated was disposed.
- The replacement and maintenance of the fence of the confiscated pesticide warehouse at Mahailuppallama were carried out.
- Fourteen training programs were conducted for agricultural chemical sales and technical assistants across the country.

18. Livelihood enhancement of small & medium scale agri - producers through strengthening supply chain structure (JICA)

- Training of Trainers (TOT) programs, farmer training programs, workshops for agricultural instructors and technical assistants, awareness programs at the official level, interactive workshops, basic surveys, gender equality awareness programs, and market surveys were conducted to increase the income levels of small and medium-scale agricultural producers through targeted market-oriented products. Additionally, 70 field visits were also conducted.

1.9. Projects implemented by the Department of Agriculture under the Food Security and Technology Special Programme

- **Financial Progress**

S/N	Major Development Program	Allocation for the year 2024 (Rs. Mn.)	Expenditure upto 31.12.2024 (Rs. Mn.)	Financial progress (%)
	Vote - 118-02-03-020-2202			
1	Promoting beekeeping in potential areas to increase honey production – Part 1	5.00	4.28	86
	Vote - 118-02-03-020-2509			
2	Promoting beekeeping in potential areas to increase honey production – Part 2	7.00	6.16	96
3	Demonstration and promotion of improved technology to enhance the production, productivity and quality of selected fruit crops in Sri Lanka.	10.00	4.77	48
4	Development and expansion of outdoor field gene banks of apple, mango and citrus crops utilizing recently recommended varieties for	5.00	4.62	92

S/ N	Major Development Program	Allocation for the year 2024 (Rs. Mn.)	Expenditure upto 31.12.2024 (Rs. Mn.)	Financial progress (%)
	the establishment of commercial orchards for fruit production.			
5	Improvement of laboratory facilities and testing of low-cost plant nutrient management methods for the promotion of sustainable agriculture – Phase III.	15.00	14.96	100
6	Promotion of environmentally friendly and climate-smart agricultural technologies.	7.00	5.39	77
7	pest and disease control in the food crop sector, resolution of other field-related issues, and enhancement of technology dissemination.	10.00	7.19	72
8	Strengthening the facilities of the Gannoruwa Agricultural Technology Park for the dissemination and promotion of agricultural knowledge.	9.50	7.80	91
9	Strengthening the facilities of the Bataatha Agricultural Technology Park for the dissemination and promotion of agricultural knowledge.	9.50	5.10	54
10	Strengthening the facilities of the Diyagama Environmentally Friendly Agricultural Technology Park to promote agro-tourism and disseminate agricultural knowledge.	3.50	1.75	50
11	Establishment of an urban agriculture model at the Ministry of Agriculture, land, livestock, irrigation, fisheries and aquatic resources.	3.50	1.02	29
12	“Nakathata Pelayak” - The National Tree Planting Program	0.86	0.86	100
13	"Vasath Siriya" National New Year Festival.	0.44	0.44	100
14	Establishment of a sour banana packaging unit for farmers engaged in banana cultivation in the Hambantota district, targeting export goals.	0.19	0.12	61
15	Transforming new innovators into successful entrepreneurs with the support of various stakeholders (developing innovations selected based on expert recommendations).	1.91	1.67	87
	Sub Total	**88.41**	**66.09**	**76**
	Vote - 118-02-03-088-2509			
16	Increasing the productivity of paddy cultivation in the major irrigation areas of the Yala season in 2024.	13.28	10.15	76
17	Diversification of paddy fields for maize production in the Yala season of 2024.	21.60	21.57	100
	Sub Total	**34.88**	**31.71**	91
	Vote - 118-01-02-001-2509			
18	Strengthening the infrastructure and preparing exhibition areas at the Bataatha Agricultural Technology Park to facilitate field visits for representatives participating in the 37th Asia-Pacific Peace Conference organized by the Food and Agriculture Organization (FAO).	11.49	11.49	100
19	Improving institutional and research field facilities to promote new agricultural technologies.	2.16	2.16	100
20	Proposed Field Day Program in line with the visit of representatives to the 37th Asia-Pacific Peace Conference organized by the Food and Agriculture Organization (FAO) – (On February 22, 2024, at the Bataatha Agricultural Technology Park).	9.57	9.57	100
21	Preparation of the venue through landscaping using food crops for the 37th Asia-Pacific Regional Conference organized by the Food and Agriculture Organization (FAO).	0.25	0.25	100

S/ N	Major Development Program	Allocation for the year 2024 (Rs. Mn.)	Expenditure upto 31.12.2024 (Rs. Mn.)	Financial progress (%)
	Sub Total	**23.47**	**23.47**	**100**
	Total	**146.76**	**121.27**	**84**

- **Physical Progress**

Project	Progress	Implemented Areas	Number of Beneficiaries
01.Promoting beekeeping in potential areas to increase honey production – Part 1	• In order to promote the production of quality honey, 330 farmers from 12 selected potential areas were provided with beekeeping boxes, beekeeping hives, and other equipment under a 50% subsidy. • To establish four honey collection and processing units, 8 farmers in the Bindunuwawa area were provided with water bathing systems, storage tanks, and equipment under a 50% subsidy. Photo No. 26	The districts of Kandy, Nuwara Eliya, Matale, Kurunegala, Kegalle, Ratnapura, Badulla, Monaragala, Kalutara, Gampaha, Colombo, and the Inter-Province.	338 farmers
02.Promoting beekeeping in potential areas to increase honey production – Part 2	• Training facilities were improved by providing equipment for the Bindunuwawa and Wariyapola beekeeping control units. • Renovation of the beekeeping control building at the Wariyapola beekeeping control unit. • about beekeeping, 22 sub-programs related to World Beekeeping Day, 18 training programs, and 8 observation tours have been conducted. Additionally, 2,000 booklets and 24,000 pamphlets have been distributed. Photo No. 27 - 28	Across the island (provinces and inter-provincial), Vairiyapola and Bindunuwewa bee honey management units.	Farmers, school and university students, officials, entrepreneurs
03. Demonstration and promotion of improved technology to enhance the production, productivity and quality of selected fruit crops in Sri Lanka.	• The production of planting material for the establishment of 50 fruit orchards has been completed. Two fields have been established, and another 20 fields are currently being prepared. • The mother fruit crops are being maintained and are used for the production of planting material. • Technical issues in the existing fruit orchards are being resolved, and post-harvest trials are being conducted. A total of 30 trials and post-harvest activities have been carried out. • Training has been provided to 550 agricultural advisors, 60 farmers, and exporters. Photo No. 29 - 30	Hambantota, Anuradhapura, Puttalam, Kurunegala, Jaffna, Kilinochchi, Nuwara Eliya, Kalutara, Gampaha, Monaragala, Badulla, Kegalle.	
04. Development and expansion of outdoor field gene banks of apple, mango and citrus crops utilizing	• Successfully clearing and developing 10 hectares of land for the expansion of the fields of paddy, mango, and papaya gene banks, and planting fruit crops on the newly developed 10 hectares of land. • Under the development of basic infrastructure,	Grain Legume and Oil Crop Research and Development Centre, Agunakolapeless	Fruit farmers

Project	Progress	Implemented Areas	Number of Beneficiaries
recently recommended varieties for the establishment of commercial orchards for fruit production.	the construction of drainage ditches and the expansion of the water supply system have been carried out. • Field maintenance, scientific agricultural methods, assessments, and the evaluation of the biodiversity of paddy, mango, and papaya are continuously being carried out. • The production of 8,000 grafted plants has been completed (3,000 paddy, 2,500 mango, and 2,500 papaya). • Land development and field establishment have been carried out on 5 hectares of land for commercial research and demonstration. • The old water reservoir tank has been repaired, and additional water supply resources have been utilized for the field gene banks. Photo No. 31 - 33	a, Field Crop Research and Development Institute.	
05. Improvement of laboratory facilities and testing of low-cost plant nutrient management methods for the promotion of sustainable agriculture – Phase III.	• The completion of the upper floor of the chemical laboratory and the improvement of facilities for laboratory operations, including workstations, water supply, and the repair of air conditioning units, have been carried out. • The analysis of the quality of soil and alternative nutrient sources, as well as testing under safe environmental conditions, has been conducted. • The repair of laboratory equipment used for soil, organic fertilizer, plant analysis, and microbiological assessments has been carried out. • Isolation of beneficial microorganisms that fix nitrogen, solubilize phosphorus, and solubilize potassium from the rhizosphere of identified plants in natural habitats for the development of biofertilizers. • To minimize the use of chemical substances for red onions and corn, an environmentally friendly nutrient management package has been developed using eco-friendly alternative sources. Photo No. 34 – 36	Sustainable Agriculture Research and Development Centre, Makandura, Kurunegala and Gampaha Districts.	Farmers in 05 agricultural sectors will receive direct benefits, while farmers in farming areas in the wet and intermediate zones will receive indirect benefits.
06. Promotion of environmentally friendly and climate-smart agricultural technologies.	• A total of 86 training sessions on sustainable garden cultivation, organic fertilizer production, compost production, and seedling production were conducted, training 3,824 individuals. • Land development has been completed, and crop establishment is ongoing. • The planting house at the mushroom research unit has been renovated. • A new compost yard has been developed. • The compost fertilizer production facility has been renovated. • Data collection has been carried out in 5 provinces, and others are underway. Photo No. 37 - 39	Sustainable Agriculture Research and Development Centre, Makandura, and the Provincial Agricultural Departments of all provinces.	3,824

Project	Progress	Implemented Areas	Number of Beneficiaries
07. pest and disease control in the food crop sector, resolution of other field-related issues, and enhancement of technology dissemination.	• 100 training sessions and 15 workshops were held for farmers on field-related issues. A total of 38,000 brochures were printed to raise awareness. • 400 demonstrations on pest and disease management were conducted. • Demonstrations were held to raise awareness about newly released varieties in 06 inter-provincial areas, and 1,650 double-purpose vegetable seed packets and 27 sets of insecticidal yellow bulb kits were distributed. Photo No 40	9 provinces and 6 inter-provinces, training institutes and research institutes of the Department of Agriculture	All farmers
08. Strengthening the facilities of the Gannoruwa Agricultural Technology Park for the dissemination and promotion of agricultural knowledge.	• The construction of a restroom complex near the conservation unit has been half-completed. • Materials necessary for the renovation of information boards in the agricultural park have been purchased, and the boards have been prepared. • Materials required for the renovation and repair of the existing museum (including tiling, ceiling installation, plastering, and electrical work) have been purchased. • A wooden perimeter fence has been constructed to protect the museum's walls. • Conference chairs have been purchased for the museum's auditorium. • A self-learning support system consisting of 5 units has been established for the museum's display items and models. • The agricultural advisory room in the museum has been renovated. Photo No. 41 - 42	Gannoruwa	All those who gain knowledge through the Agro-Technology Park
09. Strengthening the facilities of the Bataatha Agricultural Technology Park for the dissemination and promotion of agricultural knowledge.	• A total of 10,000 brochures have been printed for the awareness program. • The renovation of information boards and the exhibition unit has been completed. • An industrial water filtration system has been purchased and installed to ensure the provision of safe drinking water. • Chemical materials have been purchased, and other necessary application materials have also been acquired. • Improvements to the water supply systems have been made. • The development of the post-harvest technology unit has been half-completed. • Signboards have been installed near the exit of the expressway. Photo No. 43 - 45	Bataatha	All those who gain knowledge through the Agro-Technology Park

Project	Progress	Implemented Areas	Number of Beneficiaries
10. Establishment of an urban agriculture model at the Ministry of Agriculture, land, livestock, irrigation, fisheries and aquatic resources.	• An area has been developed to promote agricultural tourism and the spread of agricultural knowledge in the Diyagama region.	Diyagama	All those who gain knowledge through the Agro-Technology Park
11. Establishment of an urban agriculture model at the Ministry of Agriculture, land, livestock, irrigation, fisheries and aquatic resources.	• Replanting of vegetable beds, land landscaping, renovation of garden huts, and installation of a water supply system have been carried out.	Ministry of Agriculture premises	
12. “Nakathata Pelayak” - The National Tree Planting Program	• The Ambatanna seed farm has supplied 200 Anoda (seedlings), 200 Pear (seedlings), and 600 Kathuru Murunga plants to the Ministry of Agriculture. • The Telijjawila seed farm has supplied 3,550 Calamansi and 200 Kos (grafted plants) to the Agricultural Services Centers (Ratgama, Yakkalamulla) and the National Livestock Development Board. • The Bata Atha seed farm has supplied 100 high-grade grafted plants to the Ministry of Agriculture. • The Pelwhera seed farm has supplied 200 Kathuru Murunga plants, 450 Nelli (seedlings), 50 Kos (grafted plants), 100 Delum plants, 200 Lemon plants to the Ministry of Agriculture, Ministry of State Agriculture. • The Ministry of Agriculture has supplied 792 Calamansi plants to the Assistant Director (Seeds), Colombo Office. • The total number of fruit plants supplied is 6,642.		Ministry of Agriculture, Agricultural Service Centers (Rathgama, Yakkalamulla), National Livestock Development Board, Office of the State Minister of Agriculture, Wariyapola
13. "Vasath Siriya" National New Year Festival.	• All necessary activities have been carried out for the construction of a traditional "Kadamandiya" for the 2024 Colombo Vasantha Siri National New Year Festival. Photo No. 46	Colombo	
14. Establishment of a sour banana packaging unit for farmers engaged in banana cultivation in the Hambantota district, targeting export goals.	• Land Preparation and Field Establishment: A total of 525 acres have been completed (Polonnaruwa Inter-Province: 153 acres, Hambantota District: 72 acres, Ampara Inter-Province: 300 acres). • Parachute Sheets: 38,000 sheets were purchased; 14,000 were distributed to the Polonnaruwa Inter-Province and 24,000 to Anuradhapura. • Carrot Seeds: 137.5 metric tons were utilized	Polonnaruwa/Ampara/Hambantota Inter-provinces and Provinces	Farming community

Project	Progress	Implemented Areas	Number of Beneficiaries
	(38.25 metric tons for Polonnaruwa Inter-Province, 24.25 metric tons for Hambantota, and 75 metric tons for Ampara Inter-Province). • Eggplant Seeds: 6,804 kilograms were provided. • Leaf Color Indicators: 300 units were distributed. • Farmer Field Schools: A total of 170 sessions were held. • Crop Harvest Inspections: 225 inspections were conducted. Photo No. 47 - 49		
15. Transforming new innovators into successful entrepreneurs with the support of various stakeholders (developing innovations selected based on expert recommendations).	**High-Density Model:** • 100 acres (large-scale) have been completed. • 879 acres (small-scale) have been completed. Due to heavy rainfall, impacts were observed on the fields, and elevated lands were used. • A ½-acre model was established to increase the productivity of high-density corn. • **Basic Infrastructure**: A concrete platform for drying corn has been constructed. • **Awareness Programs**: 50 programs were conducted, and 10,000 brochures were printed. • **Crop Harvest Inspections**: 25 inspections were carried out. Photo No. 50 - 52	Anuradhapura, Hambantota	Farming community (650)
16. Increasing the productivity of paddy cultivation in the major irrigation areas of the Yala season in 2024.	• The public restroom system, auditorium, common area, permanent crop research building, and front fence have been renovated. • Internal roads have been developed. • Guest reception, transportation facilities for guests, cultural activities, and food and beverage services for guests and officials have been provided. Photo No. 53 - 54	Bataatha	The public and farmers who came to visit the 'Agro tech 2024' exhibition at the Agro Technology Park
17. Diversification of paddy fields for maize production in the Yala season of 2024.	• The access roads to the research fields have been improved, and field display boards have been created and installed. • The front appearance of the main building has been enhanced, and restroom facilities have been upgraded. • A cabin has been constructed, and the office premises have been organized to facilitate the dissemination of technology.	Grain Legume and Oil and Crops Research and Development Center, Angunakolapelassa	
18. Strengthening the infrastructure and preparing exhibition areas at the Bataatha Agricultural Technology Park to facilitate field visits for	In line with the "Agri Tech 2024" exhibition, the following activities were carried out: • 50 display booths were provided and installed. • Reception activities, rental of public call systems, and cultural events were conducted. • Awareness programs, waste disposal, and the installation of mobile restrooms and drinking water tanks were carried out.	Bataatha	All those who gained knowledge through the Agri-Tech 2024 exhibition

Project	Progress	Implemented Areas	Number of Beneficiaries
representatives participating in the 37th Asia-Pacific Peace Conference organized by the Food and Agriculture Organization (FAO).	Photo No. 55		
19. Improving institutional and research field facilities to promote new agricultural technologies.	For the 37th Asia Pacific Conference held at the Hilton Hotel in Colombo, the following activities were carried out to create an attractive site layout: • Vegetables were planted for decoration, a movable plant rack was created, and stickers were designed and applied to the side walls of the plant rack.	Hilton Hotel in Colombo	All those who gained knowledge through the Agri-Tech 2024 exhibition

Note - This institution submits annual audited reports to Parliament.

02. Department of Agrarian Development

2.1. Brief introduction of the Department

The Department of Agrarian Services was established on October 1, 1957 with the aim of providing necessary facilities to the Sri Lankan farmers by abolishing the Department of Food which existed until then. This department, which was empowered by the Paddy Land Act No. 01 of 1958, is currently operating under the name of the Department of Agrarian Development in accordance with the Agrarian Development Act No. 46 of 2000 and its amendments.

2.2. Vision

Sustainable development of the agrarian society and all agricultural lands

2.3. Mission

Formulation and timely maintenance of institutional, ancillary, legal and management services so as to ensure sustainable development of the agrarian society of Sri Lanka and making optimal productivity from all agricultural lands

2.4. Objectives

- Making necessary provisions related to the use of agricultural lands in accordance with the agricultural policies of the government.
- Implementation of relevant regulations to safeguard the cultivation rights of agricultural land owners, agricultural land owning farmers and cultivators/tenants and management of agricultural land
- Making orders with regard to the registration and administration of farmers' organizations and women farmers' organizations and ensuring the implementation of such orders. Establishing Agrarian Development Councils and guidance and supervision for the execution of powers thereof.
- Water management and irrigation management

2.5. Functions

- Preparation, revision, updating, and maintenance of the Agricultural Land Registers and Tenant Farmer Registers containing information related to agricultural lands for each Agrarian Development Council Division across the island, and the management of all agricultural lands.
- Maintenance of Agrarian Tribunals and Boards of Review and threby dealing with the settlement of tenant farmer issues and other farmer disputes related to agricultural lands.
- Implementation of regulations related to the efficiency, safety, conservation, and management of minor irrigation systems and water sources, as well as the rehabilitation and maintenance of all minor irrigation channels.
- Taking legal action against parties operating in violation of the Agrarian Development Act and enforcing government policies and agricultural policies.

- Under institutional development, ensuring the efficient and systematic delivery of services to farmers through the operation of 25 Agrarian Development District Offices, 566 Agrarian Service Centers and 560 Farmers' Banks located across the island.

2.6. Sustainable development goals expected to be achieved by the organization

- **Goal 02**. - End hunger, achieve food security and improved nutrition and promote sustainable agriculture
- **Goal 05. -** Achieve gender equality and empower all women and girls

2.7. Financial Progress

S/No.	Description	Allocation (Rs.Mn.)	Expenditure (Rs.Mn.)	Financial Progress (%)
1	Capital Expenditure	3,855.36	2,930.04	76
2	Recurrent Expenditure	11,116.47	10,864.44	98

2.8. Physical Progress

i.) Renovation of the Head Office and District Offices

With the aim of improving the efficiency of the officers and service recipients working in the Head Office and District Offices, under the Rs. 20 million allocation made under this expenditure head, renovation work on 18 projects in 9 District Offices was completed. As of 31.12.2024, the amount spent was Rs. 19.23 million. Physical progress stands at 100%.

ii.) Repair of Vehicles at the Head office and District Offices

A total amount of Rs. 67 million was allocated under this expenditure head for the renovation of existing vehicles at the Head Office and District Offices to ensure their efficient use. As of 31.12.2024, an amount of Rs. 21.60 million had been spent. Physical progress stands at 30%.

iii.) Furniture and Office Equipment Requirements for the Head Office and District Offices.

With the aim of enhancing the efficiency of officers serving in the Head Office and District Offices, furniture and office equipment requirements for these offices were purchased under the Rs. 18 million allocation provided under this expenditure head. As of 31.12.2024, the amount spent was Rs. 13.72 million. Physical progress stands at 77%.

iv.) Training and capacity building

With the aim of developing the capabilities and enhancing the efficiency of officers serving in the Head Office and District Offices, six training programs were implemented under the Rs. 10 million allocation made under this expenditure head. As of 31.12.2024, the amount spent was Rs. 2.26 million. Physical progress stands at 40%.

v.) Repair of Agricultural Service Centers and Fertilizer Warehouses

With the aim of improving the efficiency of officers and service recipients at the Agrarian Service Centers, as well as increasing fertilizer storage capacity, 203 renovation activities were carried out under the Rs. 600 million allocation provided under this expenditure head for the Head Office, Agrarian Service Centers, and fertilizer storage. Of these, 195 projects were completed. As of 31.12.2024, the amount spent was Rs. 523.04 million. Physical progress stands at 82%.

vi.) Repair and acquisition of machinery.

Under this expenditure head, an allocation of Rs. 76.50 million was made for the maintenance of usable agricultural machinery and the purchase of new agricultural equipment. Renovation of agricultural machinery was carried out using this allocation, but the new purchase program has not yet been implemented. As of 31.12.2024, the amount spent was Rs. 13.57 million. Physical progress stands at 79%.

vii.) New construction of centers

Under this expenditure head, an allocation of Rs. 10 million was made with the aim of enhancing the efficiency of officers and service recipients at the Agrarian Service Centers. Under this, a soil test was conducted for the new construction of the Polonnaruwa District Office, and projects for the construction of the Illuppaikadavai Agrarian Service Center in the Mannar District were implemented. As of 31.12.2024, the amount spent was Rs. 4.65 million. Physical progress stands at 90%.

viii.) Development of minor irrigation channels and cultivation of fallow paddy fields (Land and land development)

Activity	Allocation for the year 2024 (Rs.Mn.)	Expenditure up to 31.12.2024 (Rs.Mn.)	Physical Progress
Increasing the productivity of underutilized and unused agricultural lands.	12.50	10.21	Under this initiative, the cultivation of additional crops on paddy lands is carried out. In this regard, an area of 600 acres of paddy lands across the districts of Mannar, Trincomalee, Anuradhapura, Polonnaruwa, and Ratnapura was used for the cultivation of additional crops such as green gram, cowpea, undu, and groundnut.
Promotion of home gardening	188.00	118.60	It was planned to develop one hundred thousand commercial gardens, and work is currently underway to implement 77,137 commercial gardens.
Renovation of abandoned tanks.	76.00	57.51	10 projects have been implemented. Out of these, 5 projects have been completed and the remaining projects are under implementation.

Activity	Allocation for the year 2024 (Rs.Mn.)	Expenditure up to 31.12.2024 (Rs.Mn.)	Physical Progress
Carrying out minor repairs to operational minor irrigation channels. (Kickstart)	345.00	335.51	950 projects have been implemented, of which 939 projects have been completed.
Infrastructure reconstruction of minor irrigation roads damaged by floods and special flood damage project	228.50	217.67	144 projects have been implemented. 136 projects have been completed. The remaining 7 projects are under implementation.
Renovation of minor irrigation tanks and canals	915.00	838.28	346 projects have been implemented. 342 projects have been completed. The remaining projects are under implementation.
Establishment of a maintenance fund for selected minor irrigation road tanks.	20.00	16.30	Currently, 167 tanks have been provided with funds and maintenance funds have been established in the districts of Kilinochchi / Batticaloa / Trincomalee / Puttalam / Vavuniya / Hambantota / Kurunegala / Monaragala / Anuradhapura.
Renovation of Agricultural road	175.00	162.75	92 projects have been implemented. All projects have been completed.
Agro well renovation	15.50	13.54	62 projects have been implemented, of which 54 projects have been completed.
Development of smart model villages	335.00	67.05	All projects are in progress. As of 31.12.2024, Rs. 22.20 million has been reported as bills in hand and Rs. 140.86 million as liabilities.
Preparation of digital agricultural land records	30.00	25.06	Payments have been made for 130,247 surveyed paddy plots.
Water Management Activity	87.35	62.28	Model Tank Project in the Dry Zone, Agro-Meteorological Data and Rainfall Data Collection and Welvidana Training and Commitment Projects for the Year 2023
Promotion of parachute cultivation	236.00	63.12	3,980,977 parachute discs have been distributed to the districts. As of 31.12.2024, Rs. 176.12 million has been reported as bills in hand.
Cut Flower Cultivation Project Nuwara Eliya District	30.00	29.92	Provisions have been released for 40 greenhouses and 75% of greenhouse construction work has been completed.
Construction of seasonal crop protection fence	25.00	24.55	The work is completed.
Settlement of bills in hand in 2023	131.50	125.30	The bills in hand have been paid.
Commitment projects for 2023	65.00	57.19	9 agricultural roads, 6 minor irrigation projects and 5 abandoned tanks have been completed.

Activity	Allocation for the year 2024 (Rs.Mn.)	Expenditure up to 31.12.2024 (Rs.Mn.)	Physical Progress
Project support costs	56.00	42.22	
Remaining Allocations	28.65	0.00	
Total	**3,000.00**	**2,267.06**	As of 31.12.2024, Rs. 219.06 million has been reported as bills in hand and Rs. 170.53 million as liabilities for the year 2025.

2.9. Reasons for not achieving final goals

Controlling public expenditure in accordance with National Budget Circular 01/2024 dated 10.01.2024 issued by the Secretary to the Treasury regarding the control of public expenditure in the year 2024.

Construction work was delayed due to adverse weather conditions throughout the year.

Photo No. 56 - 58

Note - This institution submits annual audited reports to Parliament.

03. Department of Export Agriculture

3.1. Vision

Excellence in production of spices and allied products

3.2. Mission

Planning and Implementation of an appropriate Research and Development Programme with the prime objective of earning more foreign exchange through enhancement of quality and quantity of Export Agricultural Crop production for sustainable development of economic and social standards of all the stakeholders of the Export Agricultural Crop sector while ensuring the safeguards to environment.

3.3. Objective

Developing the export agricultural sector to earn higher foreign exchange by increasing export volume and improving product quality.

3.4. Functions

- Organizing and promotion of cultivation and processing of EACs
- Undertake multidisciplinary Research on Crop Improvement, Crop husbandry, Crop protection, post-harvest management and socio-economics.
- Production and supply of quality planting material

- Implementation of EAC Assistant schemes on Crop Production, Productivity Improvement and Quality Improvement
- Providing Crop protection advisory services
- Promotion of Integrated Pest Management
- Promotion of Integrated Plant Nutrient Management
- Promotion of Organic Farming
- Dissemination of information on Marketing, Quality standards, Prices etc.
- Control of importation of EAC products, planting material etc.
- Training of personal involve in EAC Production, Processing and Trading and other stake holders
- Provide advisory services for promotion of EACs in Estate sector
- Strengthening linkage among Public and Private organizations involve with EACs
- Executive authority under the Export agriculture Act No. 46 of 1992
- Providing advice to other government organizations on policy matters related to export agricultural crops
- Technology demonstration

3.5. Sustainable development goals expected to be achieved by the institution

- 2.4.1.1. - Area covered by export crops under productive and sustainable agriculture
- 2.5.1.1 – Number of plant and animal genetic resources for food and agriculture secured through medium or long-term conservation facilities (number of exportable agricultural crop genetic resources)
- 9.5.1.1 – Research and development expenditure for the export agriculture sector as a percentage of GDP
- 9.5.2.1 – Number of new discoveries and ongoing research
- 17.11.1.1 – Share of the export agricultural sector in the domestic contribution to the foreign market by the agricultural sector

3.6. Financial Progress

S/ No.	Programme	Allocation for the year 2024 (Rs.Mn.)	Expenditure upto 31.12.2024 (Rs.Mn.)	Financial Progress (%)
1	Capital Expenditure	517.00	470.71	91
2	Recurrent Expemnditure	1,036.49	932.61	90
	Development Prohrammes			
1	Export Agricultural Crop Development Program	400.00	369.93	93
2	Export Agricultural Crops Research and Integrated Disease/Pest Control Project	18.00	13.173	73
3	Other (For votes 2001, 2104, 2105, 2506, 2002, 2003, 2102, 2103 and 2401)	99.00	87.607	89

3.7. Physical Progress

An allocation of Rs. 517.00 million was made for the development programs implemented by the Department for the year 2024, out of which the Department was able to utilize Rs. 470.72 million as financial expenditure during the year.

These programs were implemented in the districts of Kandy, Nuwara Eliya, Badulla, Gampaha, Colombo, Kalutara, Hambantota, Matale, Matara, Polonnaruwa, Ampara, Anuradhapura, Ratnapura, Monaragala, Kegalle, Galle, and Kurunegala. In total, 354,709 beneficiaries were engaged in these development programs.

The allocations, financial progress, and physical progress related to the overall development programs implemented by the Department are as follows.

- **Progress of the Export Agricultural Crops Development Program**

Program / Project	Allocation (Rs.Mn.)	Expenditure (Rs.Mn.)	Physical Progress
01. Export Agricultural Crops Development Program			
1.1 Export Agricultural Crop New Cultivation Promotion Program	104.30	95.64	The following crops were cultivated over the respective areas: Black Pepper: 444.03 hectares, Cocoa: 109.93 hectares, Clove: 45.30 hectares, Nutmeg: 48.12 hectares, Citronella: 2.0 hectares, Lemongrass: 0.2 hectares, Garcinia (Goraka): 1.40 hectares, Arabica Coffee: 396.35 hectares, Robusta Coffee: 58.05 hectares, Drumstick (Moringa): 66.71 hectares, Vanilla: 35.4 hectares, Turmeric: 56.23 hectares, Ginger: 57.85 hectares (A total of 1321.59 hectares have been cultivated.)
1.2 Small-scale cultivation promotion program	42.53	36.68	The following quantities of seedlings were distributed: Black Pepper: 380,727 seedlings, Cocoa: 15,182 seedlings, Clove: 10,989 seedlings, Nutmeg: 7,663 seedlings, Betel: 56,826 seedlings, Garcinia (Goraka): 16,080 seedlings, Lemongrass: 5,500 seedlings, Arabica Coffee: 96,596 seedlings, Robusta Coffee: 77,035 seedlings, Drumstick (Moringa): 108,459 seedlings, Vanilla: 124,053 seedlings, Turmeric: 665 seedlings (A total of 899,775 plants have been issued.)
1.3 Export Agricultural Crops Promotion Program	4.39		Nil
1.4 Arecanut cultivation promotion program	41.60	46.20	1,532,525 arecanut saplings have been issued.

Program / Project	Allocation (Rs.Mn.)	Expenditure (Rs.Mn.)	Physical Progress
02. Export Agricultural Crops Development Program			
2.1 Obtaining seeds and planting materials	1.00	0.89	136,500 arecanut saplings and 12,390 nutmeg saplings have been purchased. 18.75 kg of coffee beans were purchased.
2.2 Purchasing inputs for seedling production.	6.00	5.92	900,000 5*8 inch bags have been purchased. 275 (cubic) of potting medium have been purchased.
2.3 Development of net houses, water supply and other facilities	3.00	1.14	- A well has been constructed at the Gasnawa Central Nursery and a filling shed has been built at the Middeniya Export Agricultural Crops Park.
2.4 Purchasing inputs for farmland management.	2.50	0.22	161 pieces of equipment purchased
03. Land Productivity Enhancement Program			
3.1 Land Productivity Enhancement Program	23.72	7.66	The following crops were cultivated over the respective areas: Black Pepper: 467.72 hectares, Cocoa: 11.6 hectares, Clove: 4.8 hectares, Nutmeg: 3.4 hectares, Arabica Coffee: 9.10 hectares, Robusta Coffee: 4.5 hectares,Vanilla: 2.5 hectares Under the training program, the following crop areas were covered: Black Pepper: 2,636.14 hectares, Cocoa: 200.9 hectares, Arabica Coffee: 600.11 hectares, Robusta Coffee: 60.42 hectares, Nutmeg: 59.24 hectares, Clove: 43.49 hectares, Others: 2.00 hectares (A total of 4,105.91 hectares were cultivated under this program.)
3.2 Program to provide pest and crop damage prevention devices/systems	3.00	0.58	13 systems have been completed.
3.3 Micro-water supply system installation program	3.00	1.33	18 systems have been completed.
3.4 Plant protection program	18.00	6.86	1650kg of fungicide, 50L of pesticide, 20 liquid sprayers purchased
04. Implementation/Certification of Good Agricultural Practices			
4.1 Organic and Good Agricultural Practices (GAP) Certified Cultivations Promotion Program	0.30	0.02	03 certificates have been awarded and 03 programs have been conducted

Program / Project	Allocation (Rs.Mn.)	Expenditure (Rs.Mn.)	Physical Progress
4.2 Improving the quality of export agricultural crops through the use of appropriate technology	20.00	30.30	144 units and 02 centers have been completed
4.3 Sales promotion program	20.00	11.72	One program has been held.
4.4 Implementation / Certification of Good Agricultural Practices	1.00	-	02 certificates have been issued.
4.5Stakeholder Registration Program			745 has been registered.
4.6Entrepreneurship and Business Development Program	2.50	0.11	02 awareness workshops were held
05. Promotion of export agricultural crops			
5.0 Promotion of export agricultural crops through media and exhibitions	20.00	20.52	A total of 51 television programs and 111 radio programs were broadcast. Additionally, 45 other programs were completed. Eight exhibitions were held. A total of 500 leaflets and 197 posters and banners were printed. Three advertisements were broadcast.
06. Export Agricultural Crops Stakeholder Skills Development Program			
6.1. Export Agricultural Crops Stakeholder Skills Development Program	5.00	3.74	A total of 2,230 farmer training programs and 234 field day programs were conducted, with the participation of 56,161 beneficiaries.
6.2. In Service Training Programs	2.00	1.14	A total of 18 officer training programs and 16 other training sessions were conducted. Additionally, 1 farmer training program, and 3 conferences and workshops were held.
6.3. Facilitating and implementing digital outreach programs.	1.00	0	21 programs have been held.
6.4. Cinnamon cultivation promotion program	63.16	85.27	Cinnamon seedlings have been issued for 458.53 hectares.

- **Progress of the Export Agricultural Crops Development Programme and the Export Agricultural Crops Research and Integrated Disease/Pest Control Project as at 31.12.2024 (relating to expenditure heads 2001, 2104, 2105, 2506, 2002, 2003, 2102, 2103 and 2401)**

Program / Project	Allocation (Rs.Mn.)	Expenditure (Rs.Mn.)	Physical Progress
Repair of machines and machinery	4.00	1.21	11 photocopiers, 11 computers and 05 UPSs, 02 laptops, 01 glass cutting machine, and 02 water motors have been repaired.
	1.00	0.82	05 repairs have been carried out.
Vehicle repair	9.00	6.64	57 vehicles have been repaired and tires have been purchased.
	3.00	4.72	34 vehicle repairs have been carried out.
Purchase of machines and machinery	4.00	3.86	01 UPS, 01 hot water tap, 01 water purifier, 15 electric fans, 04 fax machines, 02 digital screens, 04 printers, 03 photocopiers, 01 generator battery, 01 PA system, 02 monitors, 01 scale, 01 gas cooker system, and 02 laptops have been purchased.
	1.00	0.66	10 purchases have been made.
Purchasing office equipment	3.50	3.13	06 UPS, 01 office file cabinet, 02 executive desks, 01 executive chair and 02 guest chairs, 02 monitors, 05 laptops, 07 desktop computers and 01 hard drive have been purchased.
	1.50	1.50	18 purchases have been made.
Skills Development and Training Program	1.00	0.48	Training has been provided to 669 officers.
Export Agricultural Crops Research and Integrated Disease/Pest Control Project			
Research and Development Support Programs	18.00	13.17	49 research requirements have been purchased.

- 70 projects under the expenditure heads of 2001, 2004, 2005 and 2006 related to construction and repairs have been implemented and 100% physical and financial progress has been reported.

Photo No. 59 - 60

Note - This institution submits annual audited reports to Parliament.

04. National Institute of Post-Harvest Management

The National Institute of Post-Harvest Management was established on 19th June 2000 by the Extraordinary Gazette of the Democratic Socialist Republic of Sri Lanka No. 1137/10 under the provisions of the State Agricultural Corporations Act. No. 11 of 1972. The name of the institute has been changed to National Institute of Postharvest Management on 27thOctober 2018 by the Extraordinary Gazette of the Democratic Socialist Republic of Sri Lanka No. 2093/26.

Reduction of postharvest losses in perishables to 25% and durables to 5% by 2025 and the establishment and development of agro-based industries are the main goals of the institute. To accomplish these goals. conducting Research and developmental activities, technology transfer activities and technical consultancies, and providing laboratory services are the main activities of the institute.

4.1. Financial Progress

S/ No.	Program	Allocation for the year 2024 (Rs.Mn.)	Expenditure up to 31.12.2024 (Rs.Mn.)	Financial Progress (%)
1	Capital Expenditure	35.00	25.30	72
2	Recurrent Expenditure	171.38	139.95	82
	Development Programs	32.70	26.45	81

4.2. Physical Progress

Project	Objective	Progress				Districts Implemented
		Financial Target	Financial Progress	Physical Target	Physical Progress	
Progress of development programs implemented under object code -118-02-03-083-2506						
1. Establishing household-level rice processing industries in rural areas.	Strengthening the farmer's economy by adding value to his paddy harvest rather than selling it and putting it on the market as rice	Rs. 4.96 Mn.	Rs. 4.51 Mn.	Establishment of 83 rice processing units.	Rice processing units were established for 83 beneficiaries	Anuradhapura, Kurunegala, Puttalam, Ampara, Kandy, Nuwara Eliya and Mullaitivu
2. Improving domestic storage facilities for storing rice, maize and grains to increase farmers' income.	The total post-harvest loss of grain accounts for 10-12% of the total grain loss, of which 6% is due to minimizing post-harvest losses during storage.	Rs. 5.15 Mn.	Rs. 4.84 Mn.	Upgrading 105 indoor warehouses	105 warehouses have been upgraded.	Anuradhapura, Ampara, Mullaitivu, Kandy, Kurunegala and Hambantota
3. Introducing micro-entrepreneurs in spice processing at the rural level	Creating rural-level spice processing micro-entrepreneurs through the dissemination of small/medium scale spice processing technology.	Rs. 1.74 Mn.	Rs.1.33 Mn.	14 spice processing units	14 spice processing units have been established	Anuradhapura, Kurunegala, Ampara, Kandy, Hambantota, Nuwara Eliya and Mullaitivu
4. Establishing a fruit processing center to empower stakeholders in the fruit supply chain	A fruit pulp processing center was established in the Hambantota district, thereby generating income by processing the pulp of fruit crops such as mango, tamarind, woodapple, and passion fruit grown in that area and presenting them to the local and foreign markets.	Rs. 18.35 Mn.	Rs.13.34 Mn.		This center has now started exporting pulp.	Hambantota

Project	Objective	Progress				Districts Implemented
		Financial Target	Financial Progress	Physical Target	Physical Progress	
5. Establishing post-harvest processing centers based on the potential of each region of the island to empower stakeholders in the agricultural supply chain	To create new entrepreneurs by studying the crops grown in each area and the market potential in those areas.	2.50	2.23	7 processing units	8 post-harvest processing units were established. Accordingly, 3 fruit processing units, 2 fruit and vegetable drying units, 1 rice-based ice cream production unit and 2 spice-based production units have been established in 7 districts of the island.	Hambantota, Anuradhapura, Kurunegala, Monaragala, Kandy, Nuwara Eliya, Gampaha, Jaffna, Ampara, Puttalam.
Progress of programs implemented under recurrent expenditure (Object Code - 118-02-03-073-1509)						
Training programs to promote post-harvest technology	Introducing correct and appropriate post-harvest technologies for use in the field and training supply and value chain stakeholders for the same through technology dissemination activities			Training 2000 beneficiaries through conducting 100 training courses (both residential and field programs) on the use of correct post-harvest technology, creating new entrepreneurs for the post-harvest sector	A total of 160 residential and field training programs were conducted, training 3,470 individuals (including farmers, female farmers, and members of farmer organizations; small and medium-scale agricultural producers, transporters, and traders; entrepreneurs; agricultural product processors; and extension officers from government, cooperative, private, and non-governmental organizations) on proper post-harvest practices. As a result, 15 new entrepreneurs were created.	

Photo No. 61 - 62

Note - This institution submits annual audited reports to Parliament.

05. Hector Kobbekaduwa Agrarian Research And Training Institute (HARTI)

5.1. Introduction

Hector Kobbekaduwa Agrarian Research and Training Institute incorporated by Act No.5 of 1972 comes under the purview of the Ministry of Agriculture. The main thrust of the institute has been conducting research on socio-economic issues related to agriculture as well as agrarian development and forward their findings and recommendations to policymakers to make informed decisions. In addition, collecting and disseminating information including commodity prices that are instrumental in determining the consumption of essential food items as well as making decisions on agriculture planning, facilitating transfer of research findings to all stakeholders through publications and conducting workshops and seminars are the other functions. Changing attitudes, creating awareness and skills of other parties including farmers, officers and traders through training programmes are also other core objectives of the institute.

5.2. Vision

Be the leader for generating and disseminating knowledge for sustainable agrarian and rural development.

5.3. Mission

Strengthening agrarian and rural sector through conducting research and training activities.

5.4 Financial Progress

S/ No.	Program	Allocation for the year 2024 (Rs.Mn.)	Expenditure (Rs.Mn.)	Financial Progress (%)
1	Recurrent Expenditure	251.70	223.70	89
2	Capital Expenditure	30.00	24.47	82
	Externally funded projects			
i.)	Study to assess mango harvest losses under agreements between farmers and collectors (UoP)	1.00	0.72	72
ii.)	Dual website installation and maintenance (Govimina Agri Hub.lk & Govimina Agri Hub.Com (DevPro Guaranty Ltd)	1.09	0.70	64
iii.)	Project on Strengthening the Production, Quality Assurance and Marketing System for Quality Seeds and Planting Materials (FAO)	7.52	2.01	29
iv.)	FRESH objectives (International Food Policy Research Institute)	3.67	2.51	68
v.)	Costs and profits of agricultural products in Sri Lanka (unique land use GmbH)	2.20	2.20	100

The list of research studies and training programs and their progress are given in Tables 5.5 and 5.6.

5.5. Research studies

S/ No.	Project	Financial (Rs.Mn.)		Physical (%)	
		Targets	Progress	Targets	Progress
1	Using agri-tourism to enhance sustainable livelihoods in Sri Lanka	1.20	1.29	100	75
2	Advancing New Agribusinesses: Designing Effective Interventions for Sustainable Entrepreneurship	1.68	1.75	100	75
3	Food consumption patterns of school children in urban areas of Sri Lanka: A study of barriers, influences and potentials for healthy eating habits	1.10	1.15	100	75
4	Study on agreements between farmers and collectors in mango and pineapple value chains	1.50	1.10	100	75
5	Study on the performance and sustainability of dedicated economic centers in Sri Lanka	2.09	1.50	55	50
6	Beyond Fertilizers: Study on Sustainable Nutrient Management for Higher Paddy Production	1.52	1.31	100	75
7	Study on farmers' adaptation to climate change resilience predictions for paddy farming in Sri Lanka	1.20	1.10	100	75
8	Costs and affordability of nutritious food menus: Critical ways to strengthen decision-making by analyzing nutritional status and taking steps towards multi-pronged policy and system changes.	-	-	100	75
9	Strengthening the conservation and production of rice in the low country wet zone ecosystem	0.50	0.33	100	70
10	Promoting the production and application of vermicompost and organic liquid fertilizers in farming	0.80	0.74	100	100
11	The use of plastic crates in fruit and vegetable supply chains: Evaluating its effectiveness	0.93	0.85	100	60
12	Unlocking the Digital Potential: Challenges and Strategies for Digital Agricultural Extension Progress in Sri Lanka's Agricultural Sector	0.80	4.90	70	60

5.6. Training programs for the year 2024

	Training Programs	Financial (Rs.Mn.)		Physical (%)	
		Targets	Progress	Targets	Progress
1	Agri-Entrepreneurship Development Training Program (Phase One)	1.4	1.17	100	100
	Three-day training program to empower the youth community to build agri-entrepreneurship				
2	Maintaining food security in households	1.4	1.59	100	100

	Training Programs	Financial (Rs.Mn.)		Physical (%)	
		Targets	Progress	Targets	Progress
3	Training program to strengthen farmer associations	2.2	1.71	100	100

5.7. Physical Progress

In 2024, 11 research studies were initiated targeting various sectors of the agriculture sector using budget allocations. These studies were conducted under several themes, with special focus on rural development and sustainable agriculture.

Rural Sector Development: Two studies were launched to explore emerging sectors within the rural economy — agro-tourism enterprises and the advancement of innovative agricultural businesses; as well as to design effective interventions for sustainable entrepreneurship. By the end of December 2024, the studies had achieved 75% physical progress.

Food and Nutrition Security: Ensuring food and nutrition security, which is a major challenge faced by many countries including Sri Lanka, is a primary objective in economic planning. Targeting this sector, two studies were initiated in 2024 to provide policy recommendations. The first study examines food consumption patterns and behaviors among urban youth, a critical demographic shaping future food demand. The second study focuses on assessing the cost and affordability of essential nutritious foods, which is vital for developing sustainable food policies. These studies have reached 75% physical progress.

Climate Smart Agriculture: In 2024, priority was given to four studies aimed at implementing climate-resilient agricultural solutions. These studies focus on farmers' adaptation to climate change, sustainable nutrient management, and understanding environmental sustainability.

i.) **Study on Farmers' Adoption of Climate Forecasts for Climate Resilience in Paddy Farming in Sri Lanka -** This study investigates how farmers adapt to climate-related changes by using seasonal climate forecasts. The study is 75% complete.

ii.) **Study on Sustainable Nutrient Management for Enhanced Paddy Production -** This study adopts a comprehensive approach to nutrient management, aiming to improve rice yields while promoting environmental balance. It is designed to enhance productivity through sustainable practices. The study has achieved 75% of its targeted physical progress.

iii.) **Strengthening the participatory conservation and production in the rice-based ecosystem of the lowcountry wet zone -** This study, which focuses on conserving rice ecosystems and increasing their productivity, has achieved 70% physical progress.

iv.) **Promotion of Vermicompost and Liquid Organic Fertilizer Production and Application in Agriculture -**This study aims to promote the use of organic fertilizers, supporting the transition toward environmentally friendly agricultural practices. By

encouraging the production and application of vermicompost and liquid organic fertilizers, the study contributes to sustainable farming. As of the end of December 2024, it has achieved 100% of its physical targets.

Value Chain Studies -Two studies were launched—one to examine contract farming within the mango and pineapple value chains, and another to assess the functionality and sustainability of Special Economic Zones in Sri Lanka. These studies have achieved 75% and 50% physical progress, respectively.

Market Information Collection and Dissemination Project: This project focuses on collecting, compiling, and disseminating agricultural market information, particularly food commodity prices. By the end of the designated period, it reported 100% physical progress. Weekly food commodity bulletins (in Sinhala and English) and monthly information bulletins (in English) were published.

Training Programs -2024

Four training programs were planned for the year 2024, and so far, 43 sessions have been completed. Among these, 19 one-day training sessions on food security were held in the Mannar, Vavuniya, and Madakalapuwa regions, with 753 participants. Additionally, 20 one-day awareness programs focused on strengthening farmer organizations were conducted in Hambantota and Kurunegala, with 927 farmers taking part. In the second phase of the entrepreneurship development program in the Polonnaruwa district, 105 trainees who had started their own businesses participated. Additionally, training programs aimed at empowering the youth community to establish agricultural enterprises were held in Gampaha, Ratnapura, and Kandy, with 73 young participants. Overall, a total of 1,858 individuals were trained through these programs in 2024.

Publications for 2024: The institution has published three research reports and a new policy brief this year. In addition, the *Sri Lanka Journal of Agrarian Studies* (Volume 20, Issues 1 and 2) and the *Agricultural Studies Journal* (Volume 14, Issue 1) have been released. Two issues of the *Govi Janatha* Sinhala magazine (Volume 26, Issues 1-2 and 3) were published, along with a special edition for the 2024 National New Rice Festival. A Sinhala book on human-wildlife conflict and climate change was also published during this period. Furthermore, the institution expanded its efforts to disseminate knowledge by producing 39 short report videos (33 in Sinhala and 6 in Tamil). To provide Sri Lankans with access to the latest news and agricultural technologies, the "Govi Mina" website was also launched.

Photo No. 63 - 65

Note - This institution submits annual audited reports to Parliament.

06. Paddy Marketing Board (PMB)

6.1. Tasks as per regulations

Purchase of paddy at guaranteed price to ensure sale price to paddy farmers, Keeping paddy and rice market prices stable, Creating food security for Sri Lankans, Maintaining stocks of paddy and rice

6.2. Purposes

Providing a stable high price in the market for paddy, Providing rice at a reasonable price, Streamline rice milling and storage, Increasing storage capacity, Renovation of unused warehouses, Construction of warehouses with modern technology that can be stored scientifically, Conversion of safe stock into suitable warehouses for safe storage.

6.3. Vision

To act as the leading government intermediary in purchasing, storage, processing and marketing of paddy and rice.

6.4. Mission

Successfully accomplishing the process of buying, storing, processing and marketing paddy and rice in a manner that satisfies both the producer and the consumer through a team of people who are perfect in knowledge and skills

6.5. Objectives

i.) Providing a stable high price in the market for paddy
ii.) Providing rice at a reasonable price
iii.) Streamline rice harvesting and storage
iv.) Increasing storage capacity
v.) Renovation of unused warehouses
vi.) Construction of warehouses with modern technology that can be stored scientifically
vii.) Conversion of safe stock into suitable warehouses for safe storage

6.6. Functions

i.) Purchase of paddy at guaranteed price to ensure sale price to paddy farmers
ii.) Keeping paddy and rice market prices stable
iii.) Creating food security for Sri Lankans
iv.) Maintaining stocks of paddy and rice

6.7. Financial and Physical Progress

- **Financial Progress**

Description	Allocation (Rs.Mn.)	Expenditure (Rs.Mn.)	Financial Progress (%)
Capital	3.90	2.65	68
Recurrent	184.60	172.98	94
Claim Contribution	2,813.67	2,813.67	100

- **Physical Progress**

Renovation of 44 warehouses.
Rs.2,655,000.00 has been spent for minor repairs.

07. Agricultural and Agrarian Insurance Board (AAIB)

7.1. The institution as per the Act:-

The Agricultural Insurance Board was established as the sole state insurance institution exclusively for agricultural insurance by the Agricultural Insurance Law, No 27 of 1973 for fulfilling the responsibility entrusted to the government to protect agriculture and agriculturalist in the face of emergency situations. The Agricultural Insurance Board was reestablished as the Agricultural and Agrarian Insurance Board by the Agricultural and Agrarian Insurance Act, No. 20 of 1999.

7.2. Functions:-

7.2.1. Agricultural Risk Management

Contribution to agricultural risk management by introducing agricultural insurance schemes under crop, livestock and general categories to the agricultural sector of Sri Lanka as a method of risk management, assisting in minimizing economic hardships of farmer community in emergency situations and supporting financial institutions offering agricultural loans to enhance their financial stability. Under this, there are insurance shemes such as Crop insurance schemes (paddy and other crops), Livestock insurance schemes, Life insurance schemes, Agricultural implements insurance scheme, Storage insurance scheme, Third party insurance scheme of 2-wheel, 4-wheel tractors and other vehicles.

7.2.2. Social Welfare

Contributing to securing retired life of farmers associated with the the agricultural sector of Sri Lanka by introducing social security mechanisms and extending financial assistance to farmers in the event of hospitalization through medical assistance schemes. Under this, there are insurance shemes such as Farmers' Pension and Social Security Benefit Scheme, Fishermen's Pension and Social Security Benefit Scheme, Suwasetha Health Insurance Scheme, Accident Insurance Scheme

7.3. Financial Progress

S/ No.	Program	Allocation (Rs.Mn.)	Expenditure (Rs.Mn.)	Financial Progress (%)
1	**Capital**			
	Compulsory insurance (118-02-03-43-2202)	1,000.00	1,000.00	100
2	**Recurrent Expenditure**			
	For the payment of farmers and fishermen's pension (118-02-03-049-1509)	5,386.00	5,011.63	93

7.4. Physical Progress

i. Implementing farmers'/fishermen's pension and social security benefit scheme

The farmers'/fishermen's pension and social security benefit scheme is implemented for ensuring a economically and socially contented farmer and fisher community. Accordingly, by 31st December of the year 2024, Rs. 5,011.63 million had been paid as pension to 185,438 recipients of farmers' and fishermen's pension.

Photo No. 66

ii. Implementation of free compulsory crop insurance scheme for farmers for 06 crops

The primary objective of the programme for the administration of a compulsory crop insurance scheme implemented free of charge for farmers under the state sponsorship for 6 crops (Paddy, Maize, Big Onion, Chilli, Potato and Soybean) is to implement an optimal risk management method in Sri Lanka. Accordingly, Rs. 1,790.00 million was paid as compensation for 133,852acres of 78,887 farmers covering the entire island in respect of 2023/24 Maha season 2023/24 and 2024 Yala season.

Photo No. 66 - 67

Note - This institution submits annual audited reports to Parliament.

08. Sri Lanka Council for Agricultural Research Policy (SLCARP)

8.1. Introduction

With the enactment of the Act No. 47 of 1987 on the Sri Lanka Council for Agricultural Research Policy, on 22 December 1987, the Sri Lanka Council for Agricultural Research Policy Council had been established under the Ministry of Agriculture. The Council will provide operational support for agricultural research within the National Agricultural Research System. The function of the Sri Lanka Council for Agricultural Research Policy Council is to develop policies and strategies to strengthen research and development in the agricultural sector by creating a favorable environment in the national agricultural research system. The main functions of the Council are to identify research priority areas, facilitate inter-operation through the exchange of information on related areas, resolve possible obstacles in conducting research and play a role in improving the activities of related Committees.

8.2. Financial Progress

Description	Allocation (Rs.Mn.)	Expenditure (Rs.Mn.)
Capital	30.00	16.32
For research	15.88	13.48
Recurrent	103.38	59.32

8.3. Physical Progress

Activities	Target	Physical Progress
Collection of research action plans from the institutions that make up the National Agricultural Research System (NARS) for 2024 and analysis of the action plans based on short and medium-term research priorities	Collection of research action plans from 25 institutions	Data has been collected from 24 institutions of the National Agricultural Research System (NARS)
Evaluation of concept papers under National Agricultural Research Project (NARP) / Inter-Institutional Research Projects Scheme (IIMDRGS)	Number of projects to be reviewed - 50	80 new research concept papers have been received and reviewed for the year 2024.
Formulation of national agricultural research policies and priorities	Covering food crops, plantation crops, floriculture, forestry, fisheries and aquatic resources, and livestock sectors.	Research priorities have been prepared for the 4 sectors of floriculture, forestry, fisheries and aquatic resources, and animal husbandry. Workshops were held for food crops and plantation crops.
Evaluation of proposals under the National Agricultural Research Project (NARP) / Inter-Institutional Research Project Scheme (IIMDRGS)	Number of research proposals for the year 2024 -50	Assistance was provided for 34 new research projects for the year 2024.
Research Gap Analysis/Research Output Survey (Workshops/Surveys)	Conducting workshops to introduce new discoveries	04 workshops were held to introduce new discoveries made by officers who received postgraduate training in agricultural research staff.
Database Management for Information (INFORM) for Agricultural Research Managers	The number of National Agricultural Research System (NARS) institutions that must provide information is 30.	The data system and publications for the years 2020 and 2021 have been finalized. Data has been provided by 29 institutions for 2022 and 2023.
External review of institutions	02 institutions were selected.	Tea Research Institutes and the Department of Export Agriculture were externally reviewed.
National Award Ceremony	The National Awards Ceremony was planned to be held in 2021.	The 2021 National Awards Ceremony was held on 09-12-2024.
Annual Dialogue Workshop	The annual dialogue workshop was planned to be held	The 2024 Annual Dialogue Workshop was held on 24-12-2024.

Activities	Target	Physical Progress
Inter-Institutional Research Grants Scheme (IIMDRGS)- Funds	Funding was provided for inter-institutional multi-disciplinary research	Funding was provided for 05 inter-institutional multi-disciplinary research projects. Progress was achieved in ongoing research projects.
Sri Lanka Journal of Food and Agriculture	Call for new research papers.	New research papers were invited for Vols 8 and 9.
SLCARP Newsletter	2023 publication was carried out.	The 2023 newsletter has been finalized.
Promoting linkages between agricultural research institutions at national and international levels. Signing of a Memorandum of Understanding with the Asia Pacific Association of Agricultural Research Institutions	Training of 04 officers	Obtaining Cabinet approval to sign a Memorandum of Understanding with the Malaysian Agricultural Research and Development Institute. KOICA trained 20 officers. Asia Pacific Association of Agricultural Research Institutions provided 03 training opportunities
Organizing conferences and seminars on international, national and inter-institutional issues related to agricultural research	Organizing 01 national and inter-institutional conferences	A seminar on ornamental floriculture research was held on 06.12.2024 in collaboration with the Department of Botanical Gardens.
Postgraduate training of agricultural research staff and arrangements for exchange of scientists with recognized research institutions abroad	Selection of 05 officers for postgraduate training of agricultural research staff	17 new officers were selected for postgraduate training in agricultural research staff.
Periodically review the performance of agricultural research projects, institutions and sectors.	Reviewing the progress of 62 research projects	The progress of 62 research projects conducted in 2023 was reviewed. The on-site progress of 15 research projects was reviewed.

Photo No. 68 – 71

Note - This institution submits annual audited reports to Parliament.

09. Farmers' Trust Fund (FTF)

9.1. Commencement

The Farmers' Trust Fund was established through a trust deed executed on 09th March 1994 by a Committee consisting of the Secretary of the Ministry of Finance on behalf of the Government and the Secretary of the Ministry of Agriculture Development and Research on behalf of the fund, the State Secretary of the said Ministry, the Secretary of the Ministry of Agricultural Production and Marketing, the Commissioner of Agrarian Services and the Deputy Secretary of the Treasury.

9.2. Mission

Arranging the necessary background for the agricultural development and welfare of small farmers and building an agriculturally self-sufficient Sri Lanka through the active participation of small farmers.

9.3. Objectives

As mentioned in the trust deed established in 1994 and by expanding the objectives by a Cabinet memorandum in 2002, the Farmers' Trust Fund operates for the following purposes.

i.) To improve agricultural development and the welfare of the farming community in Sri Lanka and implementing awareness programs
ii.) Providing short-term agricultural loans and market credit facilities to small farmers.
iii.) Providing agricultural inputs for small farmers.
iv.) Providing other necessary support to the small farmers for the crop and animal production process as well as the processing of the products
v.) Implementing special agricultural programs for facilitating the agricultural development.

9.4. The fund's main source of income

The main source of income for the fund is a certain percentage (10%) of the sale proceeds of the Govisetha Lottery and interest income from the investment of surplus funds of the fund.

9.5. Programs and Projects of this Fund are implemented in the form of grants, advances and loans.

9.5.1. Projects implemented under Grants

S/No.	Project	Objective	Estimated Amount (Rs.Mn.)	Actual Amount (Rs.Mn.)	Financial Progress (%)
i.	Project for the establishment of medium-scale poultry farming units. (National Livestock Development Board)	As a solution to the egg problem, eliminating malnutrition among children and pregnant mothers and developing the livelihoods of the people	32.80	17.24	53
	Providing one-month-old chicks to families engaged in animal husbandry. (Hadabima Authority)		10.00	4.36	44

S/No.	Project	Objective	Estimated Amount (Rs.Mn.)	Actual Amount (Rs.Mn.)	Financial Progress (%)
ii.	Promoting undu cultivation in paddy lands during the Yala season. (District Secretariat - Vavuniya)	8580 kilograms of undu seeds have been provided to farmers to cultivate 882 acres of paddy land.	13.35	10.64	80
iii.	Payment of course fees for financial management for women farmers' organization coordinating officers and women farmers' organization chairpersons.	To create a pool of experts in the relevant field island-wide	10.00	3.23	32
iv.	Providing relief for disasters caused by flash floods.	Repair for damage	20.00	2.21	11
v.	National New Rice Festival - 2023	A cultural event	3.00		

9.5.2. Programs implemented under Advances

S/ No	Project	Estimated Amount (Rs.Mn.)	Actual Amount (Rs.Mn.)	Financial Progress (%)	Physical Progress
i.	National Seed Production Program (Implemented by the Department of Agriculture)	125.00	125.00	100	This program has purchased 15 varieties of seeds (253,895 kg) from farmers.
ii.	Bee Box and Accessories Production Project (Implemented by the Department of Agriculture - Bidhunuwewa Bee Development Unit)	2.50	2.50	100	This project has produced 500 bee boxes, 500 smoke diffusers and 5,000 bee box gate plates. These devices will be sold to farmers.

9.5.3. Implementation of Agricultural Credit Programs

S/No.	Project	Estimated Amount Rs.)	Actual Amount (Rs.)	Financial Progress (%)	Physical Progress
i.	Providing loan money for purchase ofpaddy. (Paddy Marketing Board)	100.00	100.00	100	Purchase of 881,930 kilograms of paddy
ii.	Krushi Shakti Credit Scheme (Regional Development Bank)	200.00	125.10	62	Providing loans to 256 farmers
iii.	Provision of short-term agricultural credit facilities to small farmers. (Department of Agrarian Development)	235.00	175.00	74	

10. National Fertilizer Secretariat

10.1. Introduction

Carrying out legal work under the Fertilizer Regulatory Act No. 68 of 1988 and district development work of the National Fertilizer Secretariat.

10.2. Vision, Mission and Functions

The vision of the Secretariat is to confirm the preparation and the use of inorganic and organic fertilizers with proper standards in order to increase the production efficiency of all crops grown in Sri Lanka and the mission the Secretariat is to assess the need for fertilizers upon the scientific recommendations by involving all relevant stakeholders in accordance with the provisions of the Fertilizer Regularization Act, import of fertilizers, control stocks, ensure the distribution and sale of proper quality fertilizers, improve the use of fertilizers in an eco-friendly manner in the use of organic and inorganic fertilizers, manage the fertilizer subsidy scheme with the aim of increasing the income of the farming community and take action to prevent irregularities taking place fertilizer use. The main function of the institution is to properly implement the Fertilizer Act No. 68 of 1988.

10.3. Sustainable Development Goals to be achieved by the Institution

- Goal 2: End hunger, achieve food security and improved nutrition and promote sustainable agriculture.
- Goal 12: Ensure sustainable consumption and production patterns

10.4. Progress of Internal Divisions of National Fertilizer Secretariat – From 01.01.2024 to 31.12.2024

License Division					
S/No	**Major Programmes/Projects**	**Financial Target (Rs.)**	**Financial Progress (Rs.)**	**Physical Target**	**Physical Progress**
1	Licenses for production of organic fertilizers (New)	0.20	0.26	10	27
2	Licenses for production of organic fertilizers (Renewal)	1.20	0.24	80	27
3	Licenses for import of fertilizers (New)	3.00	4.90	20	76
4	Licenses for import of fertilizers (Renewal)	20.00	5.62	200	101
5	Licenses for production of inorganic fertilizers (New)	0.75	0.53	5	6
	Licenses for production of inorganic fertilizers (Renewal)	0. 50		5	-
7	Issuance of licenses for processing of fertilizers (New)	0.75	2.25	5	30
8	Issuance of licenses for processing of fertilizers (Renewal)	3.00	1.30	30	29
Total		**29.40**	**15.09**	**355.00**	**296**

Technical Division					
S/No.	**Major Programmes/Projects**	**Financial Target (Rs.)**	**Financial Progress (Rs.)**	**Physical Target**	**Physical Progress**
1	Obtaining samples for checking the quality of imported chemical fertilizers	No financial provisions required.		1,000	1,099
2	Obtaining samples of locally produced eco friendly fertilizers			80	109
3	Obtaining fertilizer samples from local hybrid fertilizer producers			600	374
4	Obtaining fertilizer samples at district level	3.75	0.30	250	147
Total		**-**	**-**	1,930.00	**1,729**

Fertilizer Import Division					
S/No.	**Major Programmes/Projects**	**Financial Target (Rs.)**	**Financial Progress (Rs.)**	**Physical Target**	**Physical Progress**
1	Preparation of files for inspection of documents and reports related to import of chemical fertilizers (Oder Approval)	No financial provisions required.		850	943
2	Prepare and submit recommendations for customs clearance after importation - Clearance			1,000	1151
3	Checking laboratory reports and making recommendations for decision making on fertilizer types.			1,000	930
4	Conducting Fertilizer Advisory Committees. (FAC)			4	1
Total		**-**	**-**	**2,854**	**3,025**

Investigation Division					
S/ No	**Major Programmes/Projects**	**Financial Target (Rs.)**	**Financial Progress (Rs.)**	**Physical Target (Units)**	**Physical Progress (Units)**
1	Investigation into substandard organic fertilizers	No financial provisions required.			37
2	Investigations into illegally concealed stocks of fertilizers				0
3	Investigations into illegal sale/distribution of fertilizers				13
4	Investigations into Fertilizer Subsidy Issues				4
5	Investigations related to fertilizer production projects				5
6	Investigations into non-availability of fertilizers for crops				0
7	Investigations related to seizure of fertilizer stocks				0
8	Common fertilizer problems				11
9	Investigating the problems of corporate officials related to fertilizers				0
10	Obtaining fertilizer samples at field level				73
11	Obtaining samples from fertilizer outlets				31
Total		**-**	**-**	**-**	**174**

Product Promotion Division					
S/No	Major Programmes/Projects	Financial Target (Rs.)	Financial Progress (Rs.)	Physical Target	Physical Progress
1	Providing SLS standard certificates for manufacturers i. Bio fertilizer manufacturers	No financial provisions required.		20	8
	ii. Liquid fertilizers manufacturers			0	3
	iii. Solid Fertilizer manufacturers			0	12
	iv. special Fertilizer manufacturers			50	2
2	Providing "Control Union Certificate" for products :-Call for consultations and release applications			0	8
3	Registration of manufacturers with Export Development Board (EDB):- Grant of applications and registration of manufacturers			15	5
4	Training Programmes (on High Quality Bio fertilizer Producers)			15	8
5	Obtaining production project reports from SSP manufacturers.				7
Total		**-**	**-**	**100**	**46**

Establishments Division					
S/No	Major Programmes/Projects	Progress			Physical Progress
		Financial (Rs.)			
		Bills Paid	In words	Commitments	
1	Office Telephone Bills	0.32			
2	Electricity Bills	2.43			
3	Office Rental Expenses	17.73	1.61		
	Cleaning Services	0.29			
Total		**20.77**	**1.61**	**-**	
National Fertilizer Information Management System					
1	Phase I and II	7.06			Phase I and II
2	Phase III	7.94			Phase III
Total		**15.00**	**-**	**-**	**-**

All activities of planning division, data management division and finance division of the institution were completed during the year according to the relevant targets.

10.5. . Financial and Physical Progress of District Developoment Programmes of the National Fertilizer Secretariat

S/No	Programme/Project	Financial			Physical			Beneficiaries	Effective Contribution to Agriculture Sector	Venue
		Amount Allocated (Rs.Mn.)	Amount Disbursed (Rs.Mn.)	Financial Progress (%)	Physical Target	Physical Progress	Physical Progress (%)			
1	(i) Issuance of licences for organic fertilizer production (New)	3.07	2.33	76	10	27	270	Farmers who cultivate paddy and other crops in Sri Lanka	Providing quality fertilizers to the farmers who grow paddy and other crops in Sri Lanka	Island wide
	(ii) Issuance of licences for organic fertilizer production (Renewal)				80	27	34			
	(iii) Issuance of fertilizer import licenses (New)				20	76	380			
	(iv) Fertilizer Import Licenses (Renewal)				200	101	51			
	(v) Issuance of non-organic fertilizer production licenses (New)				5	6	120			
	(vi) Non-organic fertilizer production licenses (Renewal)				5	0	0			
	(vii) Issuance of licenses for fertilizer preparation (New)				5	30	600			
	(viii Issuance of licenses for fertilizer preparation (Renewal)				30	29	97			
	(ix) Stock verification and ware house inspection									
	a Agrarian Service Centers				593	883	149			
	b. Regional Centres				121	70	58			
	c.Private Warehouses and organic fertilizer				485	1947	401			

S/No	Programme/Project	Financial			Physical			Beneficiaries	Effective Contribution to Agriculture Sector	Venue
		Amount Allocated (Rs.Mn.)	Amount Disbursed (Rs.Mn.)	Financial Progress (%)	Physical Target	Physical Progress	Physical Progress (%)			
	manufacturers									
2	**2. Training Programmes**				91	120	132			
3	**3 Inspection and verification of fertilizer quality at field level**									
	a Agrarian Service Centers				398	187	47			
	b. Regional Centres				102	24	24			
	c.Private Warehouses and organic fertilizer manufacturers				800	1233	154			
4	**4. Progress Review Meetings, Fertilizer Committee Meetings and Entertainment Expenses**				**116**	**106**	**91**			

11. State Fertilizer Company Limited

11.1. Introduction

Due to the strong reputation held among the Sri Lankan farming community by the brand names “Lakpohora” and “Commercial Fertilizer,” the objective was to maintain them as profitable business entities providing organic and chemical fertilizers as well as other agricultural inputs and services. Accordingly, based on Cabinet Decisions No. 21/0118/323/005 dated 01.02.2021 and No. CP/22/0706/514/001 dated 30.05.2022, Ceylon Fertilizer Company and Colombo Commercial Fertilizer Company were merged and the State Fertilizer Company Limited was established on 11.07.2024.

11.2. Financial Progress

S/No.	Program	Allocation for 2024 (Rs.Mn.)	Expenditure (Rs.Mn.)	Financial Progress (%)
1	Capital Expenditure	214.38	*4.80	2
2	Recurrent Expenditure	399.13	201.73	51
	Development Programs			
i.)	Tea Fertilizer Distribution Project Implemented with the Sri Lanka Tea Board	2,178.00	2,178.00	100
ii.)	Completion of clearance of 54,930.68 MT of MOP fertilizer stock within 18 days.	1,614.00	750.00	46

*Since the financial year of this institution is from 01.04.2024 to 31.03.2025, the expenditure is shown from 01.04.2024 to 31.12.2024.

Note - This institution submits annual audited reports to Parliament.

12. Sri Lanka National Freedom from Hunger Campaign Board (National Food Promotion Board)

12.1. Introduction

Sri Lanka National Hunger Eradication Action Board or National Food Promotion Board was established by the Sri Lanka National Hunger Eradication Act No. 15 of 1973.

12.2. Vision and Mission

The vision is to create economic independence and self-reliance by implementing programs to re-establish the self-esteem of the farmers and the underprivileged. The mission is to implement participatory development programs to create economic independence of the beneficiaries and to avoid the culture of dependence on others and for skill development in agriculture, livestock and other sectors.

12.3. Objectives

i. Receiving aid from foreign and local group of representatives for social and economic development in accordance with the development program prepared by the government.
ii. Assisting institutions and other bodies in implementing public welfare, social and economic development schemes.
iii. Supporting, developing and coordinating specific schemes aimed at agricultural and industrial development.
iv. Encouraging non-government representatives in implementing proposals to increase agricultural and industrial production.
v. Co-operation with the International Hunger Eradication Movement and other similar foreign institutions, associations or societies.

12.4. Financial Progress

S/ No.	Program	Allocation for 2024 (Rs.Mn.)	Expenditure upto 31.12.2024 (Rs.Mn.)	Financial Progress (%)
1	Capital expenditure	-	-	-
2	Recurrent expenditure	40.00	63.75 (Out of this amount, Rs. 23.75 million has been spent from the institution's own funds.)	100
	Development Programmes			
1	Narahenpita Plant and Agricultural inputs outlet	14.13	11.70	83
2	Dehiwala Agro Fresh Sales Centre	52.00	51.72	99
3	Dehiwala Plant and Agricultural inputs outlet	10.07	9.52	95

S/ No.	Program	Allocation for 2024 (Rs.Mn.)	Expenditure upto 31.12.2024 (Rs.Mn.)	Financial Progress (%)
4	Value Added Stringhopper Flour Production Project Carried Out with Sunfrost Private Limited under Public Private Partnership	3.963	2.10	53
5	Thanamalwila Farm Project	2.46	1.58	64
6	Import of 25,000 metric tons of maize for animal feed	1.15	0.02	2
7	Rice Fortification Project	140.75	107.15	76
8	Purchase of locally produced maize	8.40	1.49	18
9	Buttala Farm and Organic Fertilizer Production Project	13.56	1.669	12

12.5. Physical Progress

1. Plant Outlet and Garden - Narahenpita

The Narahenpita Plant Nursery can be described as a project initiated with the aim of encouraging rural and urban residents to grow what they need in their home gardens for consumption, promoting 'poison-free' food. The outlet offers all types of vegetable seedlings at subsidized prices to urban residents for home gardening. Medicinal plants, flower plants, and fruit plants (especially underutilized fruits), as well as fruit and vegetable seeds, vegetable and flower fertilizers, organic fertilizers, insect repellents, and agricultural tools can be purchased at this location. Crop cultivation advice is also available free of charge from this place.

The operational cost of this project was 14.13 million rupees, while the net profit for the year was 3.30 million rupees. According to the above numerical data, this project has achieved progress compared to the previous year.

Photo No. 72

2. Plant Outlet - Dehiwala

All sales activities carried out by the Narahenpita outlet are also conducted by the Dehiwala outlet. An operational income of Rs. 1.61 million has been earned, and the operational expenditure for this year is Rs. 10.07 million.

Photo No. 73

3. Agricultural Produce and Food Sales Center - Dehiwala

This project was initiated and is currently operating with the aim of promoting farmers' produce, value-added products from local entrepreneurs, as well as traditional rice varieties processed by the institution (such as Suwandel, Kaluheenati, Pachchaperumal rice varieties), Mawposha, Suwaposha (nutritional foods), thosai flour mixture, special rice flour mixture, and other poison-free food varieties.

Additionally, the affiliated cafeteria provides nutritious and quality food items for breakfast and lunch to the public at subsidized prices.

The operational cost of this project for this year was Rs. 52.00 million, while the operational income was Rs. 44.303 million."

Photo No. 74

Buttala Farm Development - Organic Fertilizer Production

The Farm Development Project in Buttala and Thanamalwila areas was started in 1986 and continues to operate to date. The Organic Fertilizer Production Project, which was initiated in 2017, continues to operate without interruption. It successfully produces various fertilizers such as compost fertilizer, coir pith, and potting mixtures. With the restriction on importing chemical fertilizers, there has been a very high demand for the products of this project.

In 2024, the operational income of the compost project was Rs. 0.39 million, while the operational cost was Rs. 13.56 million."

5. Farm Development - Thanamalwila

The Thanamalwila farm is maintained as a model farm with the participation of families in Thanamalwila area affected by hunger.
The general operational cost of the Thanamalwila farm is Rs. 2.46 million.

6. Value-Added String Hopper Flour Mixture Production Project

The objective of the project is to introduce poison-free local food to the market and create a healthy nation by promoting such products. This is a public-private partnership project conducted with Sunfrost Private Limited, an affiliated company of Hayleys Group. Under this project, value-added string hopper flour mixtures are produced. Blue butterfly pea and moringa powder are used for value addition, which have good antioxidant value.

This production is carried out at the factory of the National Food Promotion Board maintained at the Gannoruwa Food Research Unit.

In 2024, the operational income of this project was Rs. 4.623 million, while the operational cost was Rs. 3.69 million."

Photo No. 75

7. Import of Maize

Since maizeis used as a main food ingredient for poultry farming, there is a high demand for it from chicken meat and egg producers in Sri Lanka. However, Sri Lanka produces 200,000 metric tons of maize. But this is sufficient for only about 50% of the annual requirement.

At present, the importation of maize is carried out by private companies, resulting in a monopoly maintained by them. As a consequence, the price of poultry feed increases, creating severe difficulties for poultry farmers. Accordingly, with the support of the private sector, the importation of 25,000 metric tons of maize has generated a revenue of Rs. 84.40 million.

8. Rice Fortification Project

Under the school midday meal program for primary school students, the preparation of fortified rice to provide midday meals for 500,000 students in the year 2024 is being carried out at the Kalankuttiya factory. The World Food Programme has extended its support for this initiative. The operational cost of this project is Rs. 140.75 million.

Photo No. 76

Note - This institution submits annual audited reports to Parliament.

13. Sri Lanka Hadabima Authority (National Agricultural Diversification and Settlement Authority)

13.1. Vision

A rich country with a green environment through service excellence for management of sustainable lands and natural resources.

13.2. Mission

Contributing to the conservation of environmental resources and empowerment of the agricultural economy through effective yield, land management, proper water conservation and advanced human resource utilization.

13.3. Objectives

The objectives assigned in the Gazette Notification No. 2026/45 in terms of the State Agricultural Corporations Act No. 11 of 1972 are as follws,

i. Preparation of plans for agricultural diversification, settlement development and integrated watershed management and co-ordination and implementation of such plans by the Corporation or by government or non-government agencies.
ii. Processing and marketing of agricultural products.
iii. Encouraging, promoting and assisting local and foreign agricultural investment in commercial agriculture or any other agricultural ventures.

13.4 Financial Progress

S/No.	Program	Allocation for 2024 (Rs.Mn.)	Expenditure (Rs.Mn.)	Financial Progress (%)
01	Capital Expenditure	220.00	210.80	96
02	Recurrent Expenditure	139.00	133.39	96
	Development Programs			
01	Youth Agri-Entrepreneurhip Village Program	2.79	2.79	100

13.7. Physical Progress

Scope 01 : Maximizing Land Productivity.

1.1 Conservation of sloping agricultural lands to minimize erosion and degradation.

Due to soil erosion and degradation, much of the agricultural land in the central highlands has degraded. This development program was implemented to reduce soil erosion and decrease in soil fertility due to changes in land use patterns, deforestation and urbanization.

Accordingly, in order to bring the productivity of land to a higher level by means of mechanical, biological and agronomic methods, together with the farmers, it was implemented in the selected Divisional Secretary's divisions of the districts of Kandy, Matale, Nuwara Eliya, Kegalle, Colombo, Gampaha, Badulla and Monaragala.

It was targeted to conserve 600 hectares of agricultural land for which Rs. 15.00 million was allocated to the farmers as incentives. By 30.12.2024, 600 hectares were conserved and Rs. 15.00 million was spent for this purpose.

Photo No. 77

1.2 Promoting the Production and Use of Organic Fertilizer.

This program is being implemented with the aim of creating fertile soil by further increasing the productivity of agricultural lands where soil conservation has been carried out. This program was designed to provide technical advice to farmers for the production of organic fertilizer, provide agricultural equipment kits to farmers who successfully produce organic fertilizer, and provide rock phosphate to improve its quality. This program was implemented in selected Divisional Secretariat Divisions in the following districts: Kandy, Matale, Nuwara Eliya, Kegalle, Colombo, Gampaha, Anuradhapura, Badulla, Vavuniya, Mullaitivu, Hambantota and Galle. Also, in the year 2024, a target was set to provide 3,200 sets of agricultural equipment for the production of 3,200 MT of organic fertilizer, and a provision of Rs. 24.00 million was allocated for this. Also, Rs. 4.00 million has been allocated to provide 160,000 kg of rock phosphate to the EPPA to further enhance the quality of the fertilizer production. Accordingly, as of 31.12.2024, 3,200 sets of equipment for organic fertilizer unit production have been provided to beneficiaries and 160,000 kg of rock phosphate have been provided to beneficiaries. For this, Rs. 21.84 million has been spent on agricultural equipment sets and Rs. 3.47 million on rock phosphate.

Photo No. 78

Scope 02 : Safe Water Resources

2.1 Conservation of Water Sources

This program is implemented with the aim of protecting water sources and the surrounding ecosystem, meeting the drinking water needs of the people of the area and providing them with water for agricultural activities.

It was targeted to conserve 25 water sources for the year 2024. For this program, provision of Rs.25.00 million was allocated. At of 31.12.2024, conservation of 24water sources were completed and Rs. 23.95 million was spent for this purpose.

Photo No. 79

2.2. Conservation of Catchment Areas

A plan has been made to provide 20,000 water loving plants for the purpose of sustainably using and protecting catchment areas through the planting of water loving vegetation. The estimated cost for this initiative is Rs. 2.00 million. Accordingly, by 31.12.2024, a total of 10,460 water loving plants were planted in catchment areas, with an expenditure of Rs. 1.322 million.

2.3. Conducting community participation programs

The primary objective of implementing community participation programs was to obtain clean water for drinking purposes through the conservation of water sources, to clean the environments around water sources that have deteriorated due to various human activities, and to protect the environment. Accordingly, 50 such programs have been planned for the year 2024, with an estimated budget of Rs. 1.00 million. As of 31st December 2024, 15 purification programs have been implemented, with an expenditure of Rs. 547,795.00.

Photo No. 80

Scope 03 : A healthy and prosperous community with assured food availability and safety

3.1 Promotion of home gardening

This development program is implemented to enhance food security by promoting home gardening by providing quality seeds and planting materials. Under this initiative, seed kits, agricultural tools, liquid fertilizers, and necessary technical knowledge are provided to home gardens established by farmers. The program was carried out in selected Divisional Secretary's Divisions in the districts of Kandy, Matale, Kegalle, Colombo, Gampaha, Anuradhapura, Badulla, Hambantota, Vavuniya, Mullaitivu, Mannar, and Kurunegala.

Under the home gardening promotion program, the target was to distribute 30,000 seedling kits. In addition, 6,000 home gardening agricultural tool kits and 6,000 liters of organic liquid fertilizer (at 1 liter per recipient) were also targeted for distribution. A total allocation of Rs. 30.00 million was made for this purpose. Accordingly, as of 31st December 2024, agricultural tool kits, seedling kits, and organic liquid fertilizer have been provided to 6,000 established sustainable home gardens, with a total expenditure of Rs. 29.09 million.

Photo No. 81

3.2. Promotion of commercial-scale home gardening

It was planned to provide agricultural input kits required for farmers engaged in home gardening at a commercial level. These kits included a mammoty, a 50-meter water hose, digging fork, mud pans, crowbar, a spray machine, and 20 seedling trays per farmer under the commercial home gardening program. The plan aimed to distribute these to 500 commercial-

level farmers. As of 31st December 2024, the equipment kits have been provided to all 500 farmers, with an expenditure of Rs. 6.98 million.

3.3. Promotion of Cash Crop Cultivation

This program was implemented to support farmers engaged in cultivating cash crops by providing plants such as moringa, arecanut, coconut, king coconut, pepper, vanilla, cinnamon, coffee, and lime. Accordingly, the target was to distribute 20,000 cash crop plants, with an allocated budget of Rs. 5.00 million. As of 31st December 2024, a total of 28,845 plants have been distributed, utilizing the full allocation of Rs. 5.00 million.

3.4. Promotion of additional food crops

An additional food crop promotion program was planned for the year 2024 with the objectives of enhancing food security and creating additional income sources for farmers. Through this program, seeds of cowpea, green gram, groundnut, finger millet, chili, and black gram were distributed to farmers to cultivate an additional 100 hectares of food crops. An allocation of Rs. 5.00 million was made for this purpose. The program was implemented in selected Divisional Secretary's Divisions within the districts of Kandy, Matale, Hambantota, Anuradhapura, Badulla, Vavuniya, Mullaitivu, and Kurunegala. As of 31st December 2024, a total of 3,716 kilograms of seeds had been distributed to selected farmers, resulting in the cultivation of 127 hectares. An expenditure of Rs. 4.98 million was incurred from the allocated funds.

3.5. Minimizing Damage Caused by Animals to Crops

Research reports have confirmed that approximately 40% of annual crop damage in Sri Lanka is caused by wild animals. In response, the Hadabima Authority of Sri Lanka launched a development program in 2023 with the primary objective of supporting farmers by providing infrastructure to prevent wild animal damage. Due to continued high demand, the program was extended into 2024 as well. Accordingly, it was planned to provide electric fences and air rifles to beneficiaries, with a 50% contribution from the recipients. An allocation of Rs. 20.00 million was made to distribute 700 air rifles and 75 electric fence units. As of 31st December 2024, a total of 701 air rifles and 75 electric fence units had been provided to beneficiaries, with an expenditure of Rs. 19.97 million.

This development program was implemented in selected Divisional Secretary's Divisions within the districts of Kandy, Matale, Kegalle, Hambantota, Colombo, Gampaha, Anuradhapura, Badulla, Galle, Vavuniya, and Kurunegala. It targeted farmers identified as in need, based on recommendations made by the respective Divisional Secretaries in those areas.

Photo No. 82

Scope 04 : New agri entrepreneurs empowered with advanced infrastructure, enhanced knowledge and technology

4.1. Encouraging commercial beekeeping

This project was implemented with the aim of further empowering the farming community engaged in commercial-scale beekeeping by providing necessary support. Accordingly, based

on the project proposals submitted by the beneficiaries, the program focused on implementing high-potential, sustainable projects. An allocation of Rs. 1.00 million was made for this initiative. As of now, 13 beneficiaries from the Divisional Secretary's Divisions of Yatiyantota, Warakapola, Aranayake, Welimada, Abanpola, Wariyapola, Ridimaliyadda, Imaduwa, and Ududumbara have been supported under a 50% community contribution scheme. A total of Rs. 954,300 has been spent on the program.

4.2. Creating mushroom production entrepreneurs

The objective of this project was to identify entrepreneurs engaged in commercial-level mushroom production and further empower them. Under this program, it was planned to provide facilities with a 50% community contribution. Accordingly, an allocation of Rs. 1.25 million was made for this program. After reviewing project proposals, assistance was provided to 15 beneficiaries from the Divisional Secretary's Divisions of Mirigama, Walasmulla, Weeraketiya, Yatinuwara, Ridimaliyadda, Welimada, Mawathagama, and Rambukkana. A total expenditure of Rs. 1.25 million has been incurred for this purpose.

4.3. Creating entrepreneurs to add value to agricultural products

The objective of this program was to provide facilities to entrepreneurs engaged in value addition of agricultural products, under a 50% community contribution scheme. An allocation of Rs. 1.25 million was made for this purpose. After reviewing project proposals submitted from the districts of Kandy, Kurunegala, and Anuradhapura, support was provided to 22 beneficiaries. The provided equipment included dryers, spice grinding machines, sprinkler irrigation systems, egg incubators, steamers, and rice drying carpets. A total expenditure of Rs. 1.23 million has been incurred for this initiative.

4.4. Promoting fruit villages on commercial scale

A model fruit village development program was implemented to capture export markets. Accordingly, Rs. 30.00 million was estimated for 17 fruit villages, and a financial progress of Rs. 29.66 million has been achieved from that allocation. These villages were established in the Divisional Secretariat Divisions of Yatiyantota, Ambanpola, Aranayake, Rambukkana, Galnewa, Mullaitivu, Vavuniya, Mirigama, Maharagama, Divulapitiya, Imaduwa, Karandeniya, Walasmulla, Ambalantota, Tangalle, Agunakolapelessa, Dehiattakandiya, and Ridimaliyadda.

Scope 05 : A preserved environment

5.1 School-based environmental programs

These programs were initiated with the aim of creating smart home gardens in selected schools within every Divisional Secretary's Division where development programs are implemented. Accordingly, a target was set to carry out 60 such programs, with an allocation of Rs. 1.20 million. As of 31st December 2024, 15 programs have been completed, with an expenditure of Rs. 0.87 million. This program was carried out targeting schools in the districts of Kandy, Matale, Kegalle, Gampaha, Colombo, Badulla, Anuradhapura, and Hambantota.

5.2 Community-based environmental program and awareness programs

The objective of this program was to implement environmental initiatives for the community in all Divisional Secretary's Divisions where development programs are carried out. Accordingly, Rs. 0.60 million was allocated for this purpose, with a plan to implement 20 programs. By 31st December 2024, 15 programs had been conducted with an expenditure of Rs. 0.57 million. These programs were implemented in the Divisional Secretariat Divisions of Walasmulla, Yatinuwara, Kandy, Tangalle, Katuwana, Ambalantota, Ambagamuwa, Mirigama, Maharagama, Kelaniya, and Udunuwara.

Scope 06 : A healthy community

6.1 Empowering farmers to increase egg and poultry production to meet the protein needs of the rural population.

Protein deficiency has become a serious issue among the rural population. Therefore, the semi-intensive poultry farming program was implemented with the aims of increasing the daily animal protein consumption of rural communities, minimizing the high prices of eggs in the local market, and creating an additional income source for farmers.

This development program was implemented in the districts of Kandy, Matale, Kegalle, Hambantota, Colombo, Gampaha, Anuradhapura, Badulla, Galle, Vavuniya, Mannar, Mullaitivu, and Kurunegala.

An allocation of Rs. 31.50 million was made in 2024 to provide 45,000 chicks, and by 31st December 2024, Rs. 31.43 million had been spent to distribute 45,000 chicks to beneficiary families.

6.2 Providing one day/3 month old chicks to small-scale entrepreneurs.

This program aimed to reduce protein deficiency among the rural population by providing day old to three month old male chicks for meat production under 50% community contribution. An allocation of Rs. 0.80 million was made for this purpose. Although the target was to supply 5,000 chicks by the end of the year, only about 500 chicks had been distributed to the Kegalle district by 31st December 2024, with an expenditure of Rs. 36,750.00.

Scope 07 : Empowering farmers with agricultural technical knowledge

7.1 Obtaining the contribution of the farming community through the participatory development village entry program through social mobilization

Under this initiative, it was expected to conduct social mobilization programs to empower and engage farmers in farming, and to plan development programs by securing the participation of farming communities through Participatory Rural Appraisal (PRA) methods within social mobilization. Accordingly, for the year 2024, a fund of Rs. 1.50 million was allocated to conduct 60 programs. By 31st December 2024, all 60 programs had been conducted, with an expenditure of Rs. 1.37 million. Furthermore, these programs were implemented across all Divisional Secretary's divisions where development programs were carried out.

7.2 Conducting technical training programs for the farming community and empowering farmers.

Under this program, technical training sessions for the farming community are conducted in coordination with development programs. An estimated amount of Rs. 1.20 million has been allocated for this purpose, with the expectation to conduct 120 farmer training programs. As of 31st December 2024, 120 farmer training programs have been conducted, with an expenditure of Rs. 0.82 million.

Scope: Increasing service productivity through employee motivation

Under this subject area, Rs. 4.20 million has been allocated for the acquisition of physical assets under physical resources development. As of 31st December 2024, Rs. 4.19 million of this amount has been expended.

In 2024, it was planned that the progress of the implemented development program would be reviewed monthly under the leadership of the field staff and officers of the institution, with a total of 12 progress review meetings scheduled. As of 31st December 2024, 8 progress review meetings had been conducted. For this purpose, Rs. 1.00 million was allocated, of which Rs. 0.46 million was spent.

Additionally, Rs. 2.00 million was allocated for human resource development and training programs aimed at enhancing the conceptual, technical, and human capabilities of the institution’s staff and updating their knowledge. Out of this amount, Rs. 1.66 million was spent to conduct 19 development and training programs.

Livestock Division

Financial and Physical Progress of Major Development Programmes Implemented under Expenditure Head No. 118

1. Establishment of Animal Breeder Farms – Expenditure Head No. 118-2-03-078-2507

According to 2024 action plan of Livestock Division, out of the allocated Rs. 50.00 million for the Establishment of Animal Breeder Farms Project, a sum of Rs. 4.65 million has been paid for commitments made in 2023. The remaining Rs. 45.35 million has been allocated for animal breeder farm development activities in the Departments of Animal Production and Health in the North Central, North Western, Southern and Western Provinces.

Accordingly, Rs. 10.00 million has been spent to establish a Sahiwal breeding unit in Thirappane in the North Central Province and Rs. 3.37 million has been spent on purchasing artificial insemination equipment to strengthen artificial insemination programs. In the Western Province, Rs. 6.43 million was spent on repairing the roof of the breeding unit at Animal Husbandry Development and Training Centre, Kotadeniyawa, which became a financial commitment for the year 2025. Although approval was granted to establish a goat breeding unit in the North Western Province, it was reported that the project could not be implemented due to delays in preparing the revised estimates and housing plans. In the Southern Province, the approved project to establish a goat breeding unit at Kekanadura farm has been completed under provincial allocations.

2. Small and Medium Scale livestock Development (Infrastructure Development) Expenditure Head No. 118-2-03-079-2506

2.1. Medium Term Livestock Development Programme

This project is implemented to enhance service delivery in the livestock sector by establishing veterinary offices and other infrastructure within the vast potential of the Northern Province to develop the livestock sector.

Under this project, Rs. 60.00 million has been allocated for 2024 to complete the construction of the partially built Point Pedro Veterinary Office. Out of this allocation, Rs. 10.74 million has been paid as an initial advance to the contractor.

2.2. Swine Farm Development Programme

A sum of Rs. 5.00 million has been allocated for 2024 to establish a pig breeding unit in Thirappane Government Farm in the North Central Province, with the aim of distributing high-quality piglets to pig farmers in the region.

By the end of the period under review, construction activities of the pig breeding unit have been completed. This includes the establishment of an appropriate waste management system, construction of pig housing, purchase of piglets and purchase of equipment and medicines for the animals. An amount of Rs. 4.90 million spent for that activities became a financial commitment for the year 2025.

2.3. Poultry Farm Development Programme

A sum of Rs. 5.15 million has been allocated for the installation of solar panels at Achchuveli Government Farm in Jaffna, Northern Province, with the aim of maintaining farm operations at minimal cost. This project is implemented by the Department of Animal Production and Health in the Northern Province.

Due to difficulties encountered during the procurement process, the project could not be carried out.

2.4. Dairy Cattle Development Programme

The primary objectives of this project are to reduce the cost of milk production by introducing renewable energy sources and to improve farm productivity through proper breeding and nutrition management. For the year under review, a sum of Rs. 77.79 million was allocated for this project and the activities carried out under this allocation are as follows:

Province	Project	Allocations (Rs.Mn.)	Expenditure up to 31.12.2024 (Rs.Mn.)
Northern Province	Installation of solar panels at Kilinochchi Regional Training School.	5.00	4.26
Uva Province	Installation of solar panels at Badulla Boralanda farm.	9.00	-
Western Province	Improvement of cattle feed production at Animal Husbandry Training Center, Kotadeniyawa	5.00	4.74
North Central Province	Construction of a agro well at Animal farm & Training Center, Thirappane	5.00	4.19
North Western Province	Improvement of housing facilities for calves and nutrition management at Wannigama Farm.	3.00	3.00

Above activities have been successfully completed and payments have been made for the remaining four provinces excluding the Uva Province in 2024. A financial commitment of Rs. 9.00 million for the Uva Province has been paid.

Photo No. 01 - 02

In addition to the above activities, Rs. 48.52 million had been allocated through this project to introduce a data collection system related to the livestock sector and to establish dairy cattle development units at the provincial level. However, since the implementation of a data collection system for the entire agriculture sector has already been initiated through a foreign funded project, it was identified that there was no potential for these activities.

2.5. Capacity Building Programme

In 2024, a sum of Rs. 2.06 million was allocated for this project, with its primary objectives being the capacity development of officials, farmers, and young entrepreneurs, as well as the formulation of policies related to the livestock sector. Accordingly, the following activities were carried out under this initiative:

- Organizing field inspection tours by a subcommittee consisting of officials from the Central Environmental Authority to prepare environmental guidelines for establishing large-scale farms.
- Conducting follow up actions of livestock development projects carried out at the provincial level during the previous year.
- Organizing training workshops for selected curd producers in 05 provinces with the aim of improving the quality of milk production. An allocation of Rs. 1 million was made for this purpose, with Rs. 200,000 for each province. But, this training program was conducted only by the Department of Animal Production and Health in the North Western Province.
- Updating policies and conducting discussions on various sub-sectors related to the livestock sector. A total of Rs. 527,867.00 has been spent for this project during the year.

3. Small and Medium Scale Livestock Development (Development Assistance) Expenditure Head No. 118-2-03-079-2202

3.1. Dairy Cattle/Buffalo Development Programme

A sum of Rs. 31.26 million has been allocated for this project and under this, two main activities carried out.

3.1.1. Improving the quality of milk and milk products

In Sri Lanka, buffalo farming is a traditional livelihood method for rural farmers, with many farmers producing curd as a value-added product to increase their income. The Sri Lanka Standards Institution has established standards for milk, but due to a lack of awareness among many small-scale milk producers, unsuitable production methods are often used, resulting in substandard products for consumption. Therefore, it is crucial to improve the quality of milk to enhance its safety for health and increase its shelf life. Due to the high demand for healthy and nutritionally rich milk and dairy products among Sri Lankans, it is essential to improve the nutritional quality and standards of milk and dairy products for a sustainable business. Accordingly, a financial allocation of Rs. 15.35 million has been made to purchase necessary equipment and develop other required infrastructure to improve the quality of milk and dairy products at selected farms.

Accordingly, equipment has been purchased for 25 farm units, and an investment of Rs. 7.33 million has been made for farm and related improvements. Financial commitments for the year 2025 amount to Rs. 2.49 million.

Photo No. 03

3.1.2. Establishment of good animal husbandry practices and model farms

This project, implemented in 2024, aims to increase farm productivity through the adoption of good animal husbandry practices, selection of healthy animals and implementation of thorough welfare measures to ensure optimal milk production. The focus is to enhance farm management by improving housing conditions, boosting milk quality, increasing production capacity and fostering farm profitability. Under the initiative, the government provides maximum financial assistance of Rs. 0.5 million per farm to improve the conditions of dairy

farms. The total beneficiary contribution from each farm towards the project costs amounts to 50% of the total expenditure. For 2024, an allocation of Rs. 15.00 million has been set aside to develop 30 dairy farms.

By the end of December 2024, the work on 29 model farms had been completed, with an investment of Rs. 14.62 million. Additionally, a sum of Rs. 6.15 million, which was due to be paid for commitments in 2023, has also been paid during this year.

Photo No. 04

3.2. Small and Medium Scale Poultry Farm Development Programme

This project, implemented across the country, aims to make the country self-sufficient in poultry industry-related products, promote the consumption of poultry products and encourage new entrepreneurs in the poultry farming sector through the establishment of poultry farms. A sum of Rs. 35.00 million has been allocated for this purpose. Under this initiative, two main activities have been carried out.

- Providing 10 one month old commercial broiler chicks or 15 unsexed local breed chicks to a beneficiary.

Based on the requirements of each province, commercial broiler chicks or unsexed local breed chicks were provided, with a total expenditure of Rs. 27.73 million. As a result, 2,687 poultry farms have been established. Beneficiaries were responsible for setting up poultry housing and providing the necessary feed for the animals.

- A project was implemented with the aim of providing eggs to children at selected schools in remote areas in the Anuradhapura district of the North Central Province, where midday meals are provided. As part of this initiative, 166 parents of the chosen children were given 10 one-month-old chicks each, with an expenditure of Rs. 1.99 million.

Photo No. 05

3.3. Swine Industry Development Programme

This project was planned to be implemented in 2024 with the aim of providing the necessary tools to develop the swine industry while minimizing environmental issues. A provision of Rs. 10.30 million was allocated for this initiative.

This project aimed to develop environmentally friendly pig farms by establishing proper waste management systems, improving pig housing conditions and installing biogas units. By the end of December 2024, project proposals for 64 pig farms in the Western, North Western, Northern, Eastern, Central and Uva Provinces were approved. Out of these, 55 environmentally friendly pig farms were completed, with a total expenditure of Rs. 8.98 million. Additionally, Rs. 1.84 million was paid during this year for commitments related to the pig industry program implemented in 2023.

Photo No. 06

3.4. Goat Development Programme

According to 2024 action plan of Livestock Division, Rs. 15.45 million was allocated to establish goat cluster villages in the Eastern, Southern, and Northern Provinces. Two goat cluster villages each were established in the Eastern and Northern Provinces, while one goat cluster village was established in the Southern Province.

Under Goat Cluster Village Project, high-potential veterinary divisions in the selected provinces were chosen to establish these villages. Beneficiaries from these villages were provided assistance under this project. Each beneficiary was granted Rs. 200,000 under 50% beneficiary contributions. This amount was provided either for purchasing high-quality goats or for constructing goat shelters.

The financial allocations for this project in 2024 were as follows:

Province	District	Veterinary Division	Allocation (Rs.Mn.)
Eastern	Trincomalee	Kuchchaveli	6.12
	Batticaloa	Vavunathivu	
Northern	Mannar	Murungan	6.12
	Vavuniya	Vavuniya	
Southern	Matara	Weligama	3.06
Total			**15.30**

In respect of Weligama Veterinary Division in the Matara District of the Southern Province, a provision of Rs. 3.06 million was allocated for 15 beneficiaries. However, only 9 beneficiaries contributed to the said project. By the end of the period under review, all funds had been released to the provinces and the project activities were completed. The total investment made for this purpose in 2024 was Rs. 14.08 million.

Photo No. 07

Progress of Foreign Funded Projects Implemented in the year 2024

01. Development of Mini Dairy Co-operative Societies

The primary objective of this project, which was implemented to uplift the dairy industry of Sri Lanka, was to produce value-added dairy products within the respective regions and promote milk consumption to enhance the nutritional standards of the community. Under this initiative, six (06) small-scale milk processing centers were established and developed in selected areas, with an investment of 13.90 million Euros. This project was implemented from 01.01.2020 to 31.12.2024.

S / No.	Milk Processing Centre	Physical Progress (%)	Date of commencement of production
01.	Small Scale Dairy Development Foundation, Wariyapola	100	04.07.2023
02.	Succeed International (Private) Limited, Wennappuwa	100	19.01.2024
03.	District Milk Suppliers' Cooperative Society, Polonnaruwa	100	05.04.2024
04.	Nawalpitiya Multi-Purpose Cooperative Society Ltd.	100	04.01.2024
05.	Heritage Hela Farmer Development Society, Bandaragama	100	Production is scheduled to commence in the year 2025.
06.	Attanagalla Dairy Cooperative Society	100	25.09.2024

The supply contract agreement related to the project was signed on 27.02. 2019. Accordingly, six small-scale milk processing centers, each with a daily production capacity of 5,000 liters, were established for three selected beneficiary dairy cooperative societies and three private dairy farmer societies. At present, commissioning of all these factories has been successfully completed.

According to the project agreement, all tasks to be completed with the involvement of the Government were finalized by 31.12.2023. In 2024, follow-up activities were carried out and two progress review meetings were held. The total expenditure for these activities was Rs. 0.60 million. The tasks to be completed by the beneficiary parties for commencing production activities at the factory belonging to Bandaragama Heritage Hela Farmer Development Society are now in their final stages. The cost incurred for importing machinery and equipment related to the project amounted to 12.56 million Euros.

Photo No. 08-09

Financial and Physical Progress of Major Development Programmes Implemented by Institutions under the Livestock Division

1. Department of Animal Production and Health

1.1 Vision

Be the premier organization leading the livestock sector towards socio-economic development of Sri Lanka

1.2 Mission

Provide technical guidance and support to achieve sustainable development in the livestock sector by maintaining a healthy animal population and enhanced productivity ensuring food safety and contributing to food security.

1.3 Objectives

- Assure an efficient preventive and curative animal health service.
- Promote optimal utilization of animal genetic resources.
- Enhance utilization of quality animal feeds and feed resources.
- Promote growth and development of the animal feed industry.
- Conduct research and development towards a sustainable livestock industry.
- Produce veterinary vaccines and other biologicals
- Provide referral laboratory and diagnostic services for the livestock industry
- Guidance, monitoring and amendments of the acts and regulations pertaining to livestock and poultry industry.
- Develop technically competent human resources.
- Ensure efficient and effective information dissemination and technology transfer.
- Formulate, monitor and evaluate livestock development projects and programs.
- Assure safety of products of animal origin.
- Promote and facilitate environmental friendly and good animal husbandry practices.
- Ensure welfare and wellbeing of animals
- Ensure efficient management of departmental activities.

1.4 Functions

- Conduct National Artificial Insemination (AI) service and production of high quality semen from high productive cattle and goats.
- Upgrade goat population
- Improve availability of hybrid pasture and silage
- Implementation of National preventive vaccination program in Livestock.
- Production of vaccines and biologicals against contagious diseases locally (Foot and Mouth Disease , Black Quarter, Hemorrhagic Septicemia and Newcastle Disease)
- Prevention and control for mastitis and production of udder infusions
- Control Salmonellosis and Newcastle diseases.
- Ensuring efficient early warning system against Highly Pathogenic Avian Influenza. (HPAI)

- Improve the facilities of Veterinary Investigation Centers to improve disease diagnosis activities.
- Improve the health status of dairy farms.
- Enhancement of laboratory facilities and meeting the needs.
- Improve infrastructure facilities at Dairy Technology laboratory
- Provide advisory services for livestock industry.
- Implementation of Animal Identification program
- Increase the availability of animal feed at the local market.
- Regulation of manufacture, sale, importation for sale and use of livestock products and biologicals
- Regulation of poultry sector activities.
- Implementation of animal quarantine and surveillance activities.
- Facilitation of International Trade
- Improve laboratory and infrastructure facilities of Animal Quarantine Stations.
- Formulation and implementation of livestock research projects.
- Capacity development of Animal Husbandry Diploma Holders through Animal Husbandry Schools at Karandagolla and Seeppukulama.
- Conduct educational and skill development programs at Institute of Continuing Education.
- Dissemination of livestock programs. (TV/Radio/Exhibitions)
- Establishment and maintenance of model farm units.
- Development and maintenance of Animal Technology Park.
- Conduct surveys and studies on socio economic impact of livestock sector.
- Preparation and publication of livestock information and statistics.
- Facilitation of Environmental friendly livestock farming
- Support extension services

1.5 Sustainable Development Goals expected to be achieved by the Department of Animal Production & Health

- Goal no.01- End poverty in all its forms everywhere
- Goal no.02- End hunger, achieve food security and improved nutrition and promote sustainable agriculture
- Goal no.08- Increase of economic growth rate

1.6 Financial Progress as at 31.12.2024

S/No	Program	Allocation for 2024 (Rs .Mn)	Expenditure (Rs. Mn)	Financial progress (%)
1	Capital Expenditure	73.00	36.29	50
2	Recurrent Expenditure	870.43	824.76	95
	Development Program			
1	Animal Health & Veterinary Research	233.20	196.80	84
2	Livestock development & Training	358.80	233.51	65
	Agriculture Modernization Program- Ministry funds			

S/No	Program	Allocation for 2024 (Rs .Mn)	Expenditure (Rs. Mn)	Financial progress (%)
1	Program to increase fresh milk production by increasing efficiency through introduction of new technology to develop small holder dairy entrepreneurs in Sri Lanka	35.00	26.32	75
	Foreign Funded Projects			
1	FAO/TCP/SRI/3903 - Project to improve small scale dairy farmers by introducing quality grass and legume varieties and managing their nutritional status.	16.00	8.10	51
2	Strengthening of the laboratory network	1.44	0.43	30

1.7 Physical Progress of the Development Programs as at 31.12.2024

1. Animal Breeding Division

1.1. Animal Breeding Project

1.1.1. Artificial Insemination Operational Programme

Under this project, 202,082 Artificial Inseminations and 67,111 pregnancy diagnosis have been carried out and 61,189 calves born by 31.12.2024. Number of cattle semen doses produced in Kundasale Artificial Insemination Center is 216,292.Under the training of artificial insemination technicians, 180 AI technicians have been trained.

1.1.2. Promotion of Animal Feed Resources

Under this, 36 grass cultivating entrepreneurs have been registered and issued relevant certificates. Appropriate water supply system has been installed at Kundasale Artificial Insemination Center under the program of pasture development at breeding centers. 02 Hay Bailer machines required for grass conservation in the centers have been purchased and demonstration work completed. All the requests for pasture planting materials have been fulfilled.

1.1.3. Upgrading goat population

Under the development of goat population, 35 Goats (06 male & 29 female animals) have been issued to the field. Due to the outbreak of Caprine Arthritis Encephalitis (CAE) at the Imbulandanda Goat Breeding Centre, the issuing of animals has been temporarily suspended from April 2024.

1.2. Increase the liquid milk Production through enhanced breeding

Description	Progress as at 31.12.2024
Importation of stud bulls Brazilian Milking Gir-03 Jersey- 02 Friesian- 02 Sahiwal- 05	The procurement process was followed to purchase bulls. However, due to its failure, arrangements are currently being made to purchase bulls under the Government-to-Government procedure

Description	Progress as at 31.12.2024
Construction of bio-security fence	Tender has been awarded
Procurement of equipment	New equipment have been purchased and necessary arrangements have been made for efficient cattle semen production

1.3. Foreign funded project to improve small scale dairy farmers by introducing quality grass and legume varieties and managing their nutritional status.

Two improved pasture varieties (Stylosanthus guanensis var. guanensis and Napier hybrid CO-6) have been introduced under this project. A total of 03 grass nurseries are established and maintained at Polonnaruwa Artificial Insemination Centre, Thelahera Goat breeding center and farm of Veterinary Research Institute. 42 Model nurseries have been established in Northern, Uva, Southern, Central, North Central, North western & Eastern Provinces and 49 medium scale entrepreneurs have been introduced. In this project, in relation to the training programs, 371 officials, beneficiary farmers and entrepreneurs have been trained within 7 Provinces.

Photo No: 10-12

2. Veterinary Regulatory Affairs Division

2.1. Animal identification program

Under this, the registered farms are monitored by the Livestock Development Instructors, and the animals in them are ear tagged. By the end of the period under review, 81,720 animals have been ear tagged and 93,012 ear tags have been printed and distributed. This helps in maintaining accurate data on animal population, preventing illegal animal transport and slaughter, predicting future milk production and culling unproductive animals.

2.2. Expansion and Modernization of Animal Quarantine Units

In 2024, Rs. 4.00 mn has been allocated for this project under the object code 292-02-03-06-2507. Out of that, Rs 3.03 mn has been spent for the continuation work done in 2023 as; renovation of roof and gate of Colombo Animal Quarantine office and purchasing of 03 laptop computers for Katunayake Animal Quarantine office.

The balance amount of Rs 962,000 has been deployed for activities in procurement plan amended on 2024.10.29. It had been planned to purchase 04 printers (Rs.0.3 mn), photocopier (Rs.0.36 mn) and 04 Micro Chip Readers (Rs.0.31 mn) during the fourth quarter of 2024. Other equipment was purchased except Micro-chip readers due to high market price than expected price.

2.3. Quality Assurance Program

Among the tasks carried out under the Quality Control and Quarantine Program, around 76% progress has been achieved in respect of the targets identified for the year 2024 i.e. animal feed related activities, activities of Veterinary Drug Control Authority, issuance of pre-clearance letters for import and export of animals and animal products and surveillance of quarantine activities.

3. Animal Health Division

3.1. Program for Control of Contagious Diseases of Livestock

Under this program, disease testing is carried out at the Veterinary Investigation Centers for the control of animal diseases throughout the island. Also, all the work related to the control of animal diseases including the vaccination for contagious diseases, is carried out through this program.

Under this project, 281,340 doses of FMD, 60,598 doses of BQ and 148,620 doses of HS vaccines have been distributed to the field and 254,174 animals have been immunized against FMD, 72,324 animals have been immunized against BQ and 92,650 animals have been immunized against HS in the field so far.

3.2. Export facilitation of chicken meat and eggs through poultry health management

This project aims to increase the export of chicken meat and eggs through poultry health management. For that purpose, surveillance programs are conducted for economically important Salmonella, Ranikhet and Highly Pathogenic Avian Influenza (HPAI) control.

Under the Salmonella disease control program, 89 poultry breeder farms observations and 104 hatchery observations have been made. 5,280,600 vaccines have been distributed under the control of Ranikhet disease. 3,207 blood samples, 19,146 feacal samples and cloacal swabs have been sent for HPAI surveillance.

3.3. Upgrading poultry and fish disease diagnosis & surveillance facilities at regional Veterinary Investigation Centers

Under this project, it is expected to diagnose diseases through molecular biological tests under a quick, fair and more profitable method, especially for export-based ornamental fish farms. This will give the relevant farm owner the opportunity to take immediate measures to control the disease. In addition, through this project bio security inspection of export-based ornamental fish farms has been started at the last quarter of 2023.

One of the 02 technical teams appointed by the Department of Animal Production and Health visits fish farms and bio security related recommendations are given. Simultaneously twice a year the farms are sampled by the investigating officers, necessary inspections are carried out and as per requirement referral is made to the Central Veterinary Investigation Centre. Test kits including chemicals required for molecular biological tests have been given to the Central Veterinary Investigation Center through this project. This project is implemented island wide, based on Western and North-Western provinces where the most export oriented ornamental fish farm are located.

3.4. Program for surveillance of wildlife diseases

This program is implemented under Animal Investigation Centers in Ampara, Trincomalee, Anuradhapura, Nuwara Eliya, Kundasale, Dambulla, Homagama, Polonnaruwa and Ratnapura. Through this program, surveillance activities are carried out to reduce the risk of infecting the existing animal diseases of wild animals to domestic and agricultural animals.

At present, the District Veterinary Investigation Centers related to the wildlife zones are conducting post-mortem of the animals which have died due to diseases and sending the relevant samples to the laboratories for testing. Apart from that, training programs are being conducted for the District Veterinary Investigation Officers and Wildlife Officers. 90% progress has been achieved in improvement of laboratory facilities.

4. Human Resource Development Division

4.1. Strengthening Capacity of Production of Animal Husbandry Diploma Holders

By the end of year, 50 students of Karandagolla Animal Husbandry School are following NVQ 5/6 two year Diploma in Animal Husbandry (Batch 2024/26).

NVQ 4, six months Diploma course in Animal Husbandry at Seeppukulama Animal Husbandry School consisting of 24 students and started on 15.10.2024 is currently running successfully.

4.2. Livestock promotion program

This program aims to provide knowledge and information related to new technology to small and medium scale entrepreneurs who are currently engaged in animal husbandry, school children and the public who wish to engage in animal husbandry. It has been possible to contribute to 03 exhibitions and to present 18 televisions and video programs and 51 radio programs by the end of 2024.

4.3. Capacity Development

Internship training was provided for 78 graduates in Veterinary Medicine under the Human Resource Development Division of the Department of Animal Production and Health. 35 training programs have been conducted for the officials of Department of Animal Production & Health during the period under review. Also, 05 training programs for farmers and entrepreneurs have been conducted by the Seeppukulama Animal Husbandry School.

4.4. Increase fresh milk production by increasing efficiency through introduction of new technology to develop small holder dairy entrepreneurs in Sri Lanka

This project covers 22 veterinary divisions in six provinces of Sri Lanka. Objective of this project is to convert small scale farmers currently at subsistence level, but with high production potential in to dairy entrepreneurs by introducing technology. 157 dairy farmers have been selected at provincial level (Central - 20, North Western - 63, Uva -27, Northern - 21, Western -12, Southern -14).

18 Training programs have been conducted for selected farmers and officials to aware them about 12 best farming practices and dairy farm economic model. Selected farmers are provided with a hand book and a record book. 157 Farm action plans have been prepared.

Selected beneficiaries are provided with Overalls (150), Boot Pairs (150), Mastitis dry cow infusions (2,000), Rooted CO5 cuttings (10*300). Equipment and materials needed to reach the production targets have been identified. Payments done to all provinces for which financial contribution has been requested. Through these provisions, the provinces have provided farmers with essential equipment such as milking machines, grass cutting machines,

silage barrels, carpets, and irrigation equipment required for grass cultivation. In addition, cattle sheds have been modernized.

Mobile veterinary clinics were conducted in selected provinces. Simultaneously, mineral mixtures (750 packets), De-Ticking (450 bottles) Deworming, bypass fat-5 kg (350 packets), calf feeding bottles 150 distributed.

5. Livestock Planning and Economics Division

5.1. Socio-economic Development Program

Under this program, production data of livestock sector, animal population, number of farms and information of human and physical resources of veterinary offices will be collected. Publications such as Livestock Statistical Bulletin, Livestock Outlook and Annual Report are published based on the said information. Poultry forecast, Poultry bulletin, Dairy bulletin are published based on the data obtained from entrepreneurs and producers in the livestock sector.

Under this program, 04 socio-economic studies under the fields of cattle, poultry and goat management will be implemented in the year 2024. Furthermore, the data system for updating farm registration has been established and awareness programs were conducted for veterinary surgeons and other staff in all provinces with the aim of maintaining it efficiently and properly. The total number of farms registered at the end of the period under review was 83,262.

5.2. Improvement of Service Delivery System of Field Veterinary Offices (Networking and digitalization of Import and export system related to Animal Quarantine Centers)

Under this project, arrangements have been made for the preparation of the digital networking system connecting Veterinary Regulatory Affairs Division and the Animal Quarantine Centers for the year 2024, and currently, the procurement procedure related to software has been completed. Selected institution has conducted a feasible study and has submitted a report.

Due to the delay in getting approval for procurement reports, purchasing computers to VRI, Veterinary Regulatory Affairs Division and the Animal Quarantine Centers will be completed in 2025. Preparation of the new web page for the Department has been completed in April 2024.

6. Veterinary Research Institute

6.1. Production of Compatible and High Quality Animal Vaccine Locally for Substitution of Vaccines Imported

This project, which started in 2018, will further expand the local production of high quality animal vaccines. It is expected to improve the quality of currently produced vaccines and to produce new vaccines. Accordingly, under this project, the facilities required to locally produce vaccines for HS, BQ and Ranikhet have been improved in the year 2024.

Type of Vaccine	Annual Target	Number of vaccine doses produced as at 31.12.2024
Heamorrhagic Septicemia (Alum)	40,000	40,020
Heamorrhagic Septicemia (Oil adjuent)	150,000	150,000
Black Quarter	130,000	65,868
Ranikhet	4,571,400	4,891,800
Production & issuing vaccines on request of private institutions		
Fowl Cholera	Upon the demand	235,080
Swine Heamorrhagic Septicemia		3,060
Ranikhet		1,900,600

6.2. Quality Assurance of Animal Origin Feed & livestock products for Food Safety and Export Facilitation

Under this project, which was started in 2018, export facilitation and food safety will be ensured by assuring the quality of animal feed and livestock products. Under this project, the quality of 6,654 samples of animal feed and animal products has been analyzed by the end of this year.

6.3. Livestock Research Program

Under this project, 27 research projects are currently being implemented. This enables sample testing and production of biological products upon the demand.

Activity	Annual Target	Progress as at 31.12.2024
Biological products	Upon the demand	
CMT reagent for diagnosis of Mastitis		164 liters
Pullorum antigen doses		69,500
MRT antigen doses		10,000
Solution for immersing nipples (Teat dip solution)		188 liters

6.4. Production of FMD vaccine locally

Under this project, vaccines for Foot and Mouth Disease are produced locally. It has been planned to produce 300,000 vaccines for the year 2024. By the end year, 295,380 vaccines have been produced.

6.5. Mastitis Control Program

Under this project, it is aimed to produce 30,000 mastitis treatment kits. During the period under review, 21,588 mastitis treatment kits were manufactured.

02. Milco (Private) Limited

2.1 Vision

To be the foremost nutritious food and drink supplier in Sri Lanka

2.2 Mission

To be an active partner in achieving goals in the production of fresh milk while empowering the local dairy farmer and to follow continuous development initiatives with modern technology to provide consumers with nutritious foods and beverages at a reasonable price

2.3 Objectives

i.) To supply of high quality milk and milk products
ii.) To contribute to make the country self-sufficient in fresh milk
iii.) To empower the local dairy farmers
iv.) To ensure the sustainability and the development of local dairy industry
v.) To ensure satisfaction of those contributing to the success of the Mission

2.4 Functions

The company operates its functions and activities under 03 main fields

- Collecting milk from the local dairy farmers
- Producing milk products
- Distribution of the products under the trade name of “Highland”

2.5 Sustainable Development Goals to be achieved by the Institution

- Goal 1: End poverty in all its forms everywhere
- Goal 2: End hunger, achieve food security and improved nutrition and promote sustainable agriculture
- Goal 8: Promote sustained, inclusive and sustainable economic growth, full and productive employment and decent work for all

2.6 Financial Progress as at 31.12.2024

Program	Allocation for 2024 (Rs .Mn)	Expenditure as at 2024.12.31 (Rs. Mn)	Financial progress (%)
Capital Expenditure	687.00	65.00	9
Recurrent Expenditure	17,993.00	15,613.00	87

2.7 Physical progress of the development programs as at 31.12.2024

1. Program for Developing Dairy Farms Capable of Producing 100 liters of milk daily

Under the initiative of the Department of Animal Production and Health, an island wide program was started to develop dairy farms capable of producing up to 100 litres of milk per day. Accordingly, based on production capacity, Milco has selected 650 potential dairy farms with the aim of producing 65,000 litres of milk per day.

The necessary theoretical and practical knowledge for these dairy farmers has been provided by Milco field officers and officials from the "Market-Oriented Dairy Development Project

(MOD)." In 2023, training programs were conducted to impart this knowledge, and farm plans were developed separately for each farm under ten key performance indicators.

During the year under review, 624 farm plans have been implemented, of which 571 farm plans are being successfully developed. Progress in each of its key performance indicators as of 31.12.2024 is as follows.

S/N	Performance Indicator	Progress (%)
01	Continuous supply of drinking water	89
02	Providing high-quality pasture throughout the year	80
03	Dairy cow management	78
04	Heifer management	57
05	Heifer calves management	59
06	Silage preparation and nutrition	49
07	Preparation of Total Mixed Ration (TMR)and nutrition	59
08	Separation of calf from mother 6 after hours from birth	58
09	Management of herd composition	45
10	Waste management	68

Photo No: 16-17

2. Pasture Cultivation Program

Under this project, it was planned to cultivate 2,000 acres of grass and plant 100,000 fodder trees across the country in 2024. By the end of 2024, it was able to plant 575 acres of grass and 60,533 fodder trees under the guidance and technical support of Milco field officers. The costs for this initiative were borne by the respective farmers.

Photo No:18

3. Small Scale Agribusiness Partnership Program (SAPP)

This program is implemented by the International Fund for Agricultural Development (IFAD) in collaboration with the Small-Scale Agribusiness Partnership Program (SAPP) in Sri Lanka and Milco (Pvt) Ltd, with the aim of developing 3,000 dairy farmers covering Uva, Central, North Western and North Central Provinces.

By the end of the year 2024, establishment of 1,822 cattle sheds, 51 agro wells, and 568 Azolla ponds and 3 bio gas plants have been completed. Also, 20 grass cutting machines have been distributed among farmers and loan facilities have been provided to 285 dairy farmers.

Photo No: 19-20

4. Increasing the Efficiency of Animal Breeding

Milco constantly conducts mobile veterinary clinics and artificial insemination with the aim of diagnosing, treating, giving disease prevention advice and managing other health problems in dairy cows.

It was planned to conduct 1,140 mobile veterinary clinics and perform 5,000 artificial inseminations in the year 2024. Accordingly, by the end of the year 2024, 662 veterinary

clinics and 5,961 artificial inseminations have been done, for which Milco Company has invested Rs 4 mn approximately.

5. Continuous Supply of Drinking Water to Cows

Continuous supply of drinking water to cows is essential for higher milk yield. To facilitate this as an incentive, plans were set to provide 500 water containers to farmers at half of the cost in 2024. By the end of that year, a total of 229 drinking water containers were produced and distributed among farmers across Central, North Western, Western, North Central, Uva, and Sabaragamuwa provinces.

Photo No : 21

6. Conducting Dairy Farmer Training Workshops

To ensure efficient, productive, and continuous milk production, the field staff of MILCO conducts ongoing training for dairy farmers by sharing practical and theoretical knowledge.

Accordingly, plans were made to train 5,425 dairy farmers across the country in 2024, and 5,150 farmers were trained by the end of the year. For this purpose, MILCO has invested approximately Rs. 3.00 mn.

03. National Livestock Development Board

3.1 Vision

To be the pioneer of sustainable farm animal production.

3.2 Mission

Contributing to the national need for self-sufficiency in animal products.

3.3 Objectives

i.) Issuing animals to local farmers for breeding
ii.) Increasing production of livestock and agricultural products
iii.) Conducting livestock training programs for farmers, students, diploma holders, aspirants and promoters of livestock sector
iv.) Streamlining the sales network
v.) Increasing the income through cultivation of fruits and other economic crops on the lands owned by the Board.

3.4 Functions

i.) Livestock breeding and development
ii.) Issuance of quality breeding animals to farmers at a reasonable price
iii.) Production and sale of quality milk, meat, eggs, coconut and vegetables required by the people at reasonable prices
iv.) Implementation of livestock crop integrated agriculture system in farms for sustainability and optimal land utilization
v.) Maintaining farm activities at optimum levels for sustainability using additional income from coconut cultivation

vi.) Introduction of new technology, expertise and capital to reduce costs and improve product competitiveness

vii.) Exploring new market opportunities with better marketing strategies for profitable business

3.5 Sustainable Development Goals to be achieved by the Institution

- Goal 1: End poverty in all its forms everywhere
- Goal 2: End hunger, achieve food security and improved nutrition and promote sustainable agriculture
- Goal 15: Life on land

3.6 Financial progress of the development programs as at 31.12.2024

S/ No	Program	Allocation for 2024 (Rs. Mn)	Expenditure (Rs. Mn)	Financial progress (%)
1	Capital expenditure	576.00	223.83	39
2	Recurrent expenditure	6,826.00	4525.42	66
	Development Activities			
1	Construction of Enclosed Poultry House	60.00	53.63	89
2	Construction of cattle sheds	5.00	4.80	96
3	Coconut under cultivation on 100 acres	2.20	3.93	179

3.7 Physical progress of the development programs as at 31.12.2024

- **Construction of the Enclosed Chicken House**

The National Livestock Development Board has invested Rs. 48.4 (without tax) for the construction of a closed poultry house that will accommodate about 5,000 chicks at a time with the objective of meeting the demand for one-day-old chicks of the farmers engaged in poultry farming in the country.

Photo No. 23

- **Cultivation of Pasture**

The National Livestock Development Board started a national program to support the sustainable development of livestock and to provide nutritious grass at subsidized prices to milk producers to increase local milk production. Under this, Maize, Sorghum and Patchong were cultivated in the farms belonging to the Board, and it was provided according to the needs of the dairy farmers.

Photo No. 24

Further, in line with the above program, silage production was started in the farms and the silage can also be obtained by the farmers through the outlets of the National Livestock Development Board at a subsidized price. Under this, the aim is to increase milk production in the country by allowing dairy farmers to get high quality animal feed.

Photo No. 25

- **Opening of the new NLDB outlet at Maharagama 'Apeksha' Hospital**

As another step to expand the sales network of the National Livestock Development Board, a new outlet was opened at Maharagama 'Apeksha' Hospital. This strategic project marks an important step in providing access to quality and nutritious NLDB products to the healthcare communities and the general public.

Photo No. 26

04. Mahaweli Livestock Enterprises Limited

4.1. Vision

To be a leading producer and supplier of quality day-old broiler chicks and broiler chicken in the local market at a reasonable price.

4.2. Mission

Quality improvement of day-old broiler chicks and broiler chicken on par with international quality standards utilizing modern technology.

4.3. Objectives

Production of chicken and eggs required for human consumption and breeding of chicks aiming equilibrium in market prices.

Encouraging farmers in the Mahaweli System 'H' to engage in agricultural and livestock activities, increasing their earnings, creating employment opportunities and providing welfare facilities thereby.

4.4. Thrust Areas

Production of quality day-old broiler chicks and chicken meat

4.5. Functions

i.) Maintain parent poultry units consisting of animals imported or locally purchased
ii.) Maintain a semi-automatic hatchery
iii.) Maintain a commercial Broiler unit
iv.) Maintain the semi-automatic Meat Processing Factory enabling production of healthy chicken and in due standards
v.) Maintain sales outlets for selling of company's production

4.6. Financial Progress of programmes of the institution as at 31.12.2024

S/No.	Programme	Allocation for the year 2024 (Rs.Mn.)	Expenditure as at 31.12.2024
1	Capital Expenditure	18.40	23.10
2	Recurrent Expenditure	196.28	255.60

Chapter 03

Overall Financial Performance for the year ended 31st December 2024

3.1. Statement of Financial Performance

ACA -F

Statement of Financial Performance
for the period ended 31st December 2024

Revised Budget Allocations 2024 Rs.		Note	Actual 2024 Rs.	Actual 2023 Rs.	
-	**Revenue Receipts**				
-	Income Tax	1	-	-	
-	Taxes on Domestic Goods & Services	2	-	-	ACA-1
-	Taxes on International Trade	3	-	-	
390,000,000	Non Tax Revenue & Others	4	86,430,015	961,121,370	
390,000,000	**Total Revenue Receipts (A)**		86,430,015	961,121,370	
-	**Non Revenue Receipts**		-	-	
-	Treasury Imprests		22,762,348,930	41,230,730,448	ACA-3
-	Deposits		96,911,906	350,558,583	ACA-4
-	Advance Accounts		108,271,180	62,787,232	ACA-5
-	Other Main Ledger Receipts		-	-	
-	**Total Non Revenue Receipts (B)**		**22,967,532,016**	**41,644,076,263**	
	Total Revenue Receipts & Non Revenue Receipts C = (A)+(B)		**23,053,962,031**	**42,605,197,633**	
	Remittance to the Treasury (D)		**159,254,397**	558,315,650	
-	**Net Revenue Receipts & Non Revenue Receipts E = (C)-(D)**		**22,894,707,634**	**42,046,881,983**	
	Less: Expenditure				
-	**Recurrent Expenditure**				
2,475,500,000	Wages, Salaries & Other Employment Benefits	5	2,540,698,945	1,816,187,749	
906,950,000	Other Goods & Services	6	656,110,596	364,109,812	ACA-2(ii)
45,006,350,000	Subsidies, Grants and Transfers	7	48,459,517,438	59,295,959,744	
-	Interest Payments	8	-	-	
1,000,000	Other Recurrent Expenditure	9	183,374	505,589	
48,389,800,000	**Total Recurrent Expenditure (F)**		**51,656,510,353**	**61,476,762,894**	
	Capital Expenditure				
130,500,000	Rehabilitation & Improvement of Capital Assets	10	56,441,952	31,933,835	
8,168,670,000	Acquisition of Capital Assets	11	4,112,529,144	449,440	
13,833,000,000	Capital Transfers	12	8,811,486,846	4,751,043,175	ACA-2(ii)
2,000,000,000	Acquisition of Financial Assets	13	1,947,579,800	4,216,929,000	
13,000,000	Capacity Building	14	5,034,812	4,204,589	
13,567,500,000	Other Capital Expenditure	15	10,212,201,739	15,095,832,979	
37,712,670,000	**Total Capital Expenditure (G)**		**25,145,274,293**	**24,100,393,018**	
	Deposit Payments		89,778,157	368,430,926	ACA-4
	Advance Payments		219,295,950	91,400,534	ACA-5
	Other Main Ledger Payments		-	-	
	Total Main Ledger Expenditure (H)		**309,074,108**	**459,831,460**	
	Total Expenditure I = (F+G+H)		77,110,858,754	86,036,987,372	
	Balance as at 31st December J = (E-I)		**(54,216,151,120)**	**(43,990,105,388)**	
	Balance as per the Imprest Adjustment Statement		(54,218,905,365)	(43,990,105,388)	ACA-7
	Imprest Balance as at 31st December		2,754,245	-	ACA-3
			-	-	

3.2. Statement of Financial Position

ACA-P

Statement of Financial Position
As at 31st December 2024

	Note	Actual 2024 Rs	Actual 2023 Rs
Non Financial Assets			
Property, Plant & Equipment	ACA-6	4,111,761,351	2,972,936,441
Financial Assets			
Advance Accounts	ACA-5/5(a)	337,466,402	226,441,631
Cash & Cash Equivalents	ACA-3	2,754,245	-
Total Assets		**4,451,981,998**	**3,199,378,072**
Net Assets / Equity			
Net Worth to Treasury		206,093,422	110,185,725
Property, Plant & Equipment Reserve		4,111,761,351	2,972,936,441
Rent and Work Advance Reserve	ACA-5(b)	63,000,000	63,000,000
Current Liabilities			
Deposits Accounts	ACA-4	68,372,979	53,255,906
Unsettled Imprest Balance	ACA-3	2,754,245	-
Total Liabilities		**4,451,981,998**	**3,199,378,072**

Detail Accounting Statements in ACA format Nos. 1 to 7 presented in pages from ……. to…… and Annexures to accounts presented in pages from ……. to …….. form an integral part of these Financial Statements. The Financial Statements have been prepared in accordance with the Government Financial Regulations 150 & 151 an State Accounts Guideline No. 06/2024, dated 16.12.2024 and here by certify that figures in these Financial Statements, Notes to accounts and other relevent accounts and other relevant accounts were reconciled with the Treasury Books of Accounts and found in agreement.

We hereby certify that an effective internal control system for the financial control exists in the Reporting Entity and carried out periodic reviews to monitor the effectiveness of internal control system for the financial control and accordingly make alterations as required for such systems to be effectively carried out.

.....
Chief Accounting Officer
Name :
Designation :
Date : 28/02/2025

D.P. Wickramasinghe
Secretary
Ministry of Agriculture, Livestock, Lands & Irrigation
80/5, "Govijana Mandiraya", Rajamalwatta Road
Battaramulla.

.....
Accounting Officer
Name :
Designation :
Date : 28/02/2025

D.P. Wickramasinghe
Secretary
Ministry of Agriculture, Livestock, Lands & Irrigation
80/5, "Govijana Mandiraya", Rajamalwatta Road
Battaramulla.

.....
Chief Financial Officer/ ~~Chief Accountant~~/
~~Director (Finance)/ Commissioner~~ (Finance)
Name :
Date : 28/02/2025

L.P.S. Kumara
Chief Finance Officer
Ministry of Agriculture and Plantation Industries
No. 80/5, "Govijana Mandiraya"
Rajamalwatta Avenue,
Battaramulla.

3.3. Statement of Cash Flows

ACA-C

Statement of Cash Flows
for the Period ended 31st December 2024

	Actual	
	2024 Rs.	2023 Rs.
Cash Flows from Operating Activities		
Total Tax Receipts	-	-
Fees, Fines, Penalties and Licenses	-	-
Profit	-	-
Non Revenue Receipts	-	-
Revenue Collected on behalf of Other Revenue Heads	192,983,847	200,548,923
Imprest Received	22,762,348,930	41,230,730,448
Recoveries from Advance	88,551,601	48,849,720
Deposit Received	96,911,906	350,558,583
Total Cash generated from Operations (A)	**23,140,796,285**	**41,830,687,675**
Less - Cash disbursed for:		
Personal Emoluments & Operating Payments	2,553,780,522	1,603,807,811
Subsidies & Transfer Payments	15,176,218,129	146,970,620
Expenditure incurred on behalf of Other Heads	58,871,340	13,682,988
Imprest Settlement to Treasury	159,254,397	558,315,650
Advance Payments	146,641,299	89,138,065
Deposit Payments	89,778,157	368,430,926
Total Cash disbursed for Operations (B)	**18,184,543,845**	**2,780,346,060**
NET CASH FLOW FROM OPERATING ACTIVITIES(C)=(A)-(B)	**4,956,252,440**	**39,050,341,615**
Cash Flows from Investing Activities		
Interest	-	-
Dividends	-	-
Divestiture Proceeds & Sale of Physical Assets	-	-
Recoveries from On Lending	-	-
Total Cash generated from Investing Activities (D)	**-**	**-**
Less - Cash disbursed for:		
Capital Expenditure	4,953,498,195	39,050,341,615
Total Cash disbursed for Investing Activities (E)	**4,953,498,195**	**39,050,341,615**
NET CASH FLOW FROM INVESTING ACTIVITIES(F)=(D)-(E)	**(4,953,498,195)**	**(39,050,341,615)**
NET CASH FLOWS FROM OPERATING & INVESTMENT ACTIVITIES (G)=(C) + (F)	**2,754,245**	**-**
Cash Flows from Fianacing Activities		
Local Borrowings	-	-
Foreign Borrowings	-	-
Grants Received	-	-
Total Cash generated from Financing Activities (H)	**-**	**-**
Less - Cash disbursed for:		
Repayment of Local Borrowings	-	-
Repayment of Foreign Borrowings	-	-
Total Cash disbursed for Financing Activities (I)	**-**	**-**
NET CASH FLOW FROM FINANCING ACTIVITIES (J)=(H)-(I)	**-**	**-**
Net Movement in Cash (K) = (G) + (J)	**-**	**-**
Opening Cash Balance as at 01st January	**-**	**-**
Closing Cash Balance as at 31st December	**-**	**-**

3.4. Notes to the Financial Statements

Basis of Reporting

1.) **Purpose of Preparation**

The Financial Statements have been prepared in accordance with the Government Financial Regulations 150 & 151 and State Accounts Guideline No.06/2024 and, dated 16.12.2024

2.) **Reporting Period**

The reporting period for these Financial Statements is from 01st January to 31st December 2024.

3.) **Basis of Measurement**

The Financial Statements have been prepared on historical cost modified by the revaluation of certain assets and accounted on a modified cash basis, unless otherwise specified.

The figures of the Financial Statements are presented in Sri Lankan rupees rounded to the nearest rupee.

4.) **Recognition of Revenue**

Exchange and non exchange revenues are recognised on the cash receipts during the accounting period irrespective of relevant revenue period.

5.) **Recognition and Measurement of Property, Plant and Equipment (PP&E)**

An item of Property, Plant and Equipment is recognized when it is probable that future economic benefit associated with the assets will flow to the entity and the cost of the assets can be reliably measured.

PP&E are measured at a cost and revaluation model is applied when cost model is not applicable.

6.) **Property, Plant and Equipment Reserve**

This reserve account is the corresponding account of Property Plant and Equipment.

7.) **Cash and Cash Equivalents**

Cash & cash equivalents include local currency notes and coins in hand as at 31st December 2024.

* In cases where there are transactions which are specific to a particular reporting entity, relevant information can be entered in and revisions can be made as needed in the formats and the disclosure required for those specific transactions may be included under "Reporting Basis"
* Only the accounting policies relevant to the reporting entity should be disclosed under the reporting basis.

3.5. Revenue Collection Performance

ACA -1

Statement of Revenue for the period ended 31st December 2024

Revenue Accounting Officer : Secretary , Ministry of Agriculture & Plantation Industries Expenditure Head No : 118

Rs.

Revenue Code	Revenue Title	Note	Revenue Estimate		Revenue Collection				Refund from Revenue			
			(1)		(2)			(3)	(4)			(5)
			Original Estimate	Revised Estimate	Collected by Ministry/ Dept.	Collected by Other Ministries/ Depts. (SA-21)	Total	Collection of Arrears Revenue	By Cash	Error Corrections	Total	Net Revenue For the Period 2024
			1(i)	1(ii)	2(i)	2(ii)	2(iii)=2(i)+2(ii)	(3)	4(i)	4(ii)	4(iii)=4(i)+4(ii)	5=2(iii)+(3)-4(iii)
1003.07.00	Government Paddy Purchasing Programme	4	390,000,000	390,000,000		86,430,015	86,430,015					86,430,015
	Non Tax Revenue and Others (Total Revenue)		390,000,000	390,000,000		86,430,015	86,430,015					86,430,015

*Format should be amended including only the relevant revenue codes.

2025/02/27
Date

Signature and Name of Chief Financial Officer /~~Chief Accountant~~ / Head of Finance

L.P.S. Kumara
Chief Finance Officer
Ministry of Agriculture and Plantation Industries
No. 80/5, "Govijana Mandiraya"
Rajamalwatta Avenue,
Battaramulla.

Signature, Name and Designation of Revenue Accounting Officer

D.P. Wickramasinghe
Secretary
Ministry of Agriculture, Livestock, Lands & Irrigation
80/5, "Govijana Mandiraya", Rajamalwatta Road
Battaramulla

ACA - 1(i)

Statement of Arrears of Revenue for the period ended 31st December 2024

Revenue Accounting Officer :Secretary , Ministry of Agriculture & Plantation Industries **Expenditure Head No :118**

Net Revenue collection for three preceeding years	Year 1 (2021)	Rs 426,611,318
	Year 2 (2022)	Rs 437,085,714
	Year 3 (2023)	Rs 961,121,370

Rs.

Period	Revenue Code	Revenue Description	Balance at the Beginning of the year (1)	Arrears of the Reporting year (2)	Recoveries (3)	Waived off Arrears of Revenue (4)	Balance at the end of the Year 5=(1)+(2)-[(3)+(4)]
(1) Arrears in respect of the reporting year	2003.07.00						
Sub Total			-	-	-	-	-
(2) Arrears in respect of the previous year	2003.07.00						
Sub Total			-	-	-	-	-
(3) Arrears before the previous years	2003.07.00		376,678,134		13,738,768		362,939,366
Sub Total			376,678,134	-	13,738,768	-	362,939,366
Total			376,678,134	-	13,738,768	-	362,939,366

Date

Signature and Name of Chief Financial Officer / ~~Chief Accountant / Head of Finance~~

L.P.S. Kumara
Chief Finance Officer
Ministry of Agriculture and Plantation Industries
No. 80/5, "Govijana Mandiraya"
Rajamalwatta Avenue,
Battaramulla.

Signature of Revenue Accounting Officer
Name of Revenue Accounting Officer:
Designation of Revenue Accounting Officer:

D.P. Wickramasinghe
Secretary
Ministry of Agriculture, Livestock, Lands & Irrigation
80/5, "Govijana Mandiraya", Rajamalwatta Road
Battaramulla.

ACA - 1(iii)

Explanation for the Variances between Actual Revenue and Revised Revenue Estimate

Revenue Accounting Officer :Secretary , Ministry of Agriculture & Plantation Industries **Expenditure Head No : 118**

Rs.

Revenue Code	Description	Revised Revenue Estimate	Actual Revenue	Difference between Revised Revenue Estimate and Actual Revenue	Variance as a % of Revised Revenue Estimate	Reasons for the Variance
1003.07.00	Government Paddy Purchasing Programme	390,000,000	86,430,015	303,569,985	78%	Although the orginal revenue estimate was Rs.100 Mn and it has been changed by the relevant authority, the revision not been corrected as per our estimate of Rs. 100 Mn and bad weather also caused to reduce the production.

2023/02/24
Date

Signature and Name of Chief Financial Officer/
Chief Accountant / Head of Finance

L.P.S. Kumara
Chief Finance Officer
Ministry of Agriculture and Plantation Industries
No. 80/5, "Govijana Mandiraya"
Rajamalwatta Avenue,
Battaramulla.

Signature of Revenue Accounting Officer
Name of Revenue Accounting Officer:

D.P. Wickramasinghe
Secretary
Ministry of Agriculture, Livestock, Lands & Irrigation
80/5, "Govijana Mandiraya", Rajamalwatta Road
Battaramulla.

3.6. Performance of the Utilization of Allocation

ACA - 2

Summary of Expenditure by Programme for the period ended 31st December 2024

Expenditure Head No :118

Ministry : Ministry of Agriculture and Plantation Industries

Rs.

Programme Number given in Annual Estimates	Title of the Expenditure	Annual Budgetory Provision (1)	Supplementary Estimate Provision (2)	FR 66/69 Transfers (3)	Total Net Provision (4)=(1)+(2)+(3)	Total Expenditure (5)	Net Effect Savings / (Excesses) (6)=(4)-(5)
Programme (1)	(1) Recurrent	3,504,400,000	351,105,000	(34,756,609)	3,820,748,391	3,294,474,808	526,273,583
	(2) Capital	478,000,000	-	-	478,000,000	193,282,376	284,717,624
	Sub Total	3,982,400,000	351,105,000	(34,756,609)	4,298,748,391	3,487,757,184	810,991,207
Programme (2)	(1) Recurrent	44,885,400,000	4,187,341,281	17,188,409	49,089,929,690	48,362,035,545	727,894,145
	(2) Capital	37,234,670,000	183,986,375	17,568,200	37,436,224,575	24,951,991,917	12,484,232,658
	Sub Total	82,120,070,000	4,371,327,656	34,756,609	86,526,154,265	73,314,027,462	13,212,126,803
	Grand Total	86,102,470,000	4,722,432,656	-	90,824,902,656	76,801,784,646	14,023,118,010

Chief Financial Officer /~~Chief Accountant/Director (Finance)/ Commissioner (Finance)~~

Date : 2025/02/27

L.P.S. Kumara
Chief Finance Officer
Ministry of Agriculture and Plantation Industries
No. 80/5, "Govijana Mandiraya"
Rajamalwatta Avenue,
Battaramulla

3.7. In terms of F.R. 208 grant of allocations for expenditure to this Department/District Secretariat/Provincial Council as an agent of the other Ministries/Departments

ACA - 2(i)

Statement of Expenditure by Programme

Expenditure Head No : 118

Ministry : Ministry of Agriculture and Plantation Industries

Rs.

Expenditure Code	Programme (1)					Programme (2)					Total Expenditure for the Period 2024
	Provisions				Expenditure	Provisions				Expenditure	
	Annual Budgetory Provision	Supplementary Estimate Provision	FR 66/69 Transfers	Total Net Provision		Annual Budgetory Provision	Supplementary Estimate Provision	FR 66/69 Transfers	Total Net Provision		
	(1)	(2)	(3)	(4)=(1)+(2)+(3)	(5)	(6)	(7)	(8)	(9)=(6)+(7)+(8)	(10)	(11)=(5)+(10)
Recurrent Expenditure											
Personal Emoluments											
1001 - Salaries & Wages	1,701,000,000	-	(16,868,200)	1,684,131,800	1,508,677,059						1,508,677,059
1002 - Overtime & Holiday Payments	54,500,000	-	(3,000,000)	51,500,000	25,838,847						25,838,847
1003 - Other Allowances	720,000,000	346,105,000	-	1,066,105,000	1,006,183,039						1,006,183,039
				-							
Travelling Expenditure				-	-						
1101 - Domestic	24,000,000	-		24,000,000	14,764,365						14,764,365
1102 - Foreign	19,500,000	-		19,500,000	3,976,806						3,976,806
Supplies											
1201 - Stationery & Office Requisites	41,000,000	-	-	41,000,000	34,308,742						34,308,742
1202 Fuel	191,300,000		(12,888,409)	178,411,591	128,324,083						128,324,083
1203 - Diets & Uniforms	1,550,000	-	-	1,550,000	499,118						499,118
1205 - Other	2,500,000	-	-	2,500,000	291,180						291,180
Maintenance Expenditure											
1301 - Vehicles	122,000,000	5,000,000	-	127,000,000	78,825,235						78,825,235
1302 - Plant and Machinery	8,250,000	-	-	8,250,000	6,968,596						6,968,596
1303 - Building and Structures	5,300,000	-	-	5,300,000	1,315,668						1,315,668
1304 - Software Maintenance	7,300,000	-	-	7,300,000	5,085,028						5,085,028

Statement of Expenditure by Programme

Expenditure Head No : 118

Ministry : Ministry of Agriculture and Plantation Industries

Rs.

Expenditure Code	Programme (1)					Programme (2)					Total Expenditure for the Period 2024
	Provisions				Expenditure	Provisions				Expenditure	
	Annual Budgetary Provision	Supplementary Estimate Provision	FR 66/69 Transfers	Total Net Provision		Annual Budgetary Provision	Supplementary Estimate Provision	FR 66/69 Transfers	Total Net Provision		
	(1)	(2)	(3)	(4)=(1)+(2)+(3)	(5)	(6)	(7)	(8)	(9)=(6)+(7)+(8)	(10)	(11)=(5)+(10)
Services											-
1401 - Transport	40,500,000	-	-	40,500,000	28,458,512						28,458,512
1402 - Postal & Communication	38,500,000	-	(2,066,876)	36,433,124	28,236,424						28,236,424
1403 - Electricity & Water	56,000,000	-	5,000,000	61,000,000	57,068,814						57,068,814
1404 - Rents & Local Taxes	253,000,000	-	-	253,000,000	205,430,259						205,430,259
1405 - Cleaning & Janitorial Service	26,250,000	-	-	26,250,000	18,723,140						18,723,140
1407 Security Services	17,100,000	-	-	17,100,000	13,807,250						13,807,250
1409 Other	52,800,000	-	-	52,800,000	30,027,375						30,027,375
											-
Transfers											-
1502 - Retirement Benefits	250,000	-	-	250,000	237,256						237,256
1503 - Public Institutions Personal Emoluments)						2,862,400,000	152,744,000	3,000,000	3,019,144,000	2,990,060,306	2,990,060,306
1504 - Development Subsidies		-		-	-	36,063,000,000	4,033,597,281	7,188,409	40,103,785,690	39,873,299,995	39,873,299,995
1505 - Subscriptions and Contributions fees	106,700,000	-	(5,000,000)	101,700,000	89,416,792						89,416,792
1506 - Property Loan Interest to Public Servants	14,000,000	-	(98,253)	13,901,747	7,827,844						7,827,844
1509 - Public Institutions (Other Operational Expenditure)						5,960,000,000		7,000,000	5,967,000,000	5,498,675,244	5,498,675,244
Other Recurrent Expenditure											
1701 - Losses & Write off	-	-	165,129	165,129	165,129						165,129
1703 - Implementation of the Official Languages Policy	1,000,000	-	-	1,000,000	18,245						18,245
Grand Total	3,504,400,000	351,105,000	(34,756,609)	3,820,748,391	3,294,474,807	44,885,400,000	4,187,341,281	17,188,409	49,089,929,690	48,367,035,545	51,661,510,352

Statement of Expenditure by Programme

Expenditure Head No : 118

Ministry : Ministry of Agriculture and Plantation Industries

Rs.

Expenditure Code	Programme (1)					Programme (2)					Total Expenditure for the Period 2024
	Provisions				Expenditure	Provisions				Expenditure	
	Annual Budgetary Provision	Supplementary Estimate Provision	FR 66/69 Transfers	Total Net Provision		Annual Budgetary Provision	Supplementary Estimate Provision	FR 66/69 Transfers	Total Net Provision		
	(1)	(2)	(3)	(4)=(1)+(2)+(3)	(5)	(6)	(7)	(8)	(9)=(6)+(7)+(8)	(10)	(11)=(5)+(10)
Services											-
1401 - Transport	40,600,000	-		40,600,000	28,458,512						28,458,512
1402 - Postal & Communication	38,500,000	-	(2,066,876)	36,433,124	28,236,424						28,236,424
1403 - Electricity & Water	56,000,000	-	5,000,000	61,000,000	57,058,814						57,058,814
1404 - Rents & Local Taxes	253,000,000	-	-	253,000,000	205,430,259						205,430,259
1405 - Cleaning & Janitorial Service	26,250,000	-	-	26,250,000	18,723,140						18,723,140
1407 Security Services	17,100,000	-	-	17,100,000	13,807,250						13,807,250
1409 Other	52,800,000	-	-	52,800,000	30,027,375						30,027,375
Transfers											-
1502 - Retirement Benefits	250,000	-	-	250,000	237,256						237,256
1503 - Public Institutions Personal Emoluments)						2,862,400,000	153,744,000	3,000,000	3,019,144,000	2,990,060,306	2,990,060,306
1504 - Development Subsidies		-			-	36,063,000,000	4,033,597,281	7,188,409	40,103,785,690	39,873,299,995	39,873,299,995
1505 - Subscriptions and Contributions fees	106,700,000	-	(5,000,000)	101,700,000	89,416,792						89,416,792
1506 - Property Loan Interest to Public Servants	14,030,000	-	(98,253)	13,901,747	7,827,844						7,827,844
1509 - Public Institutions (Other Operational Expenditure)						5,960,000,000	-	7,000,000	5,967,000,000	5,498,675,244	5,498,675,244
Other Recurrent Expenditure											
1701 - Losses & Write off	-	-	165,129	165,129	165,129						165,129
1703 - Implementation of the Official Languages Policy	1,000,000	-	-	1,000,000	18,245						18,245
Grand Total	3,504,400,000	351,105,000	(34,756,609)	3,820,748,391	3,254,474,807	44,885,400,000	4,187,341,281	17,188,409	49,089,929,690	48,362,035,545	51,616,510,352

Statement of Expenditure by Programme

Expenditure Head No : 118

Ministry : Ministry of Agriculture and Plantation Industries

Rs.

Expenditure Code	Programme (1)					Programme (2)					Total Expenditure for the Period 2024
	Provisions				Expenditure	Provisions				Expenditure	
	Annual Budgetary Provision	Supplementary Estimate Provision	FR 66/69 Transfers	Total Net Provision		Annual Budgetary Provision	Supplementary Estimate Provision	FR 66/69 Transfers	Total Net Provision		
	(1)	(2)	(3)	(4)=(1)+(2)+(3)	(5)	(6)	(7)	(8)	(9)=(6)+(7)+(8)	(10)	(11)=(5)+(10)
Capacity Building									-		
1301 - Staff Training	13,000,000	-	-	13,000,000	5,034,812				-		5,034,812
									-		
Other Capital Expenditure									-		
1306 Infrastructure Development						160,000,000	-	-	160,000,000	28,052,878	28,052,878
1307 Research and Development						10,350,000,000	8,790,380	574,901,800	10,933,692,180	9,069,817,497	9,069,817,497
1309 - Other	310,000,000	-	-	310,000,000	123,116,703	2,747,500,000	143,594,576	17,568,200	2,908,662,776	991,214,662	1,114,331,365
Grand Total	478,000,000	-	-	478,000,000	193,282,376	37,234,670,000	183,986,375	17,568,200	37,436,224,575	24,951,991,917	25,145,274,293
Total Recurrent & Capital Expenditure	3,982,400,000	351,105,000	(34,756,609)	4,298,748,391	3,487,757,184	82,120,070,000	4,371,327,656	34,756,609	86,526,154,265	73,314,027,462	76,801,784,646

Including only he relevant votes.

.....

Chief Financial Officer /~~Chief Accountant/Director (Finance)/ Commissioner (Finance)~~

Date : 2025/02/27

L.P.S. Kumara
Chief Finance Officer
Ministry of Agriculture and Plantation Industries
No. 80/5, "Govijana Mandiraya"
Rajamalwatta Avenue,
Battaramulla.

3.8. Performance of the Reporting of Non-Financial Assets

ACA 6

Statement of Non Financial Assets - 2024

Cumulative Non Financial Asset Accounts Report- Central Govt-2024



Land-9153:	405,408,000.00	**Table:**	SA 82
Building- 9151:	1,011,525,000.00	**Year:**	2024
Machinary-9152:	2,694,645,640.69	**Rpt Date**	22/02/2025 14:43
WIP-9160:	0	**Head**	118
Intangible-9154:	**182,710.40**		
Lease-9180:	**0**		

Ledger	category	Item	Code	Opn_Bal	Opn_Bal_Add	Transfer In	Purchase	Disposal	Balance
9151	1.2-Non Residential Building		61112	1,011,525,000.00	0	0	0	0	1,011,525,000.00
		Office Building	****6111201	1,011,525,000.00	0	0	0	0	1,011,525,000.00
9152	2.1-Transport Equipment		61121	1,977,486,568.33	621,401,000.00	0	0	397,247,058.33	2,201,640,510.00
		Passenger vehicle	****6112101	1,975,572,348.33	621,089,000.00	0	0	397,247,058.33	2,199,414,290.00
		Motor cycle	****6112109	1,914,220.00	312,000.00	0	0	0	2,226,220.00
9152	2.2-Other Machinary & Equipment		61122	484,807,787.13	3,127,430.45	0	20,519,785.85	15,449,872.74	493,005,130.69
		Office Equipment	****6112201	34,032,155.91	0	0	8,181,357.50	8,402,623.74	33,810,889.67
		Computer Equipment	****6112202	163,053,768.39	2,884,810.00	0	2,089,635.80	9,800.00	168,018,414.19
		Electrical Equipment	****6112203	28,380,171.11	0	0	342,922.75	0	28,723,093.86
		Communication Equipment	****6112204	51,940,474.21	71,834.20	0	311,520.00	13,800.00	52,310,028.41
		Furniture	****6112205	205,182,662.32	170,786.25	0	2,570,700.80	0	207,924,149.37
		Sports equipment	****6112208	12,000.00	0	0	0	0	12,000.00
		Paintings Sculptures & other Antiques	****6112209	137,100.00	0	0	0	0	137,100.00
		Construction Eqipment	****6112213	15,629.99	0	0	0	0	15,629.99
		Broadcasting Equipment	****6112214	2,053,825.20	0	0	0	0	2,053,825.20
		Agricultural & Dairy Farm Equipment	****6112216	0	0	0	7,023,649.00	7,023,649.00	0
9154	5.3 Other Non Finacial- Intangible		61133	1,167,670.40	0	0	0	984,960.00	182,710.40
		Computer Software	****6113301	182,710.40	0	0	0	0	182,710.40
		Service Contracts	****6113306	984,960.00	0	0	0	984,960.00	0
9153	4.1-Land		61410	405,408,000.00	0	0	0	0	405,408,000.00
		Land	****614100	405,408,000.00	0	0	0	0	405,408,000.00

3.9. Auditor General's Report

ARI/A/MOA/02/2024/01 30 May 2025

Chief Accounting Officer
Ministry of Agriculture, Livestock, Land and Irrigation

Summary Report of the Auditor General on the Financial Statements of the Ministry of Agriculture and Plantation for the year ended 31 **December 2024 in terms of Section 11 (1) of the National Audit Act, No.19 of 2018.**

---

1. Financial Statements

1.1 Qualified Opinion

The audit of the financial statements of the Ministry of Agriculture and Plantation for the year ended 31 December 2024 comprising the statement of financial position as at 31 December 2024 and the statement of financial performance and cash flow statement for the year then ended was carried out under my direction in pursuance of provisions in Article 154 (1) of the Constitution of the Democratic Socialist Republic of Sri Lanka read in conjunction with provisions of the National Audit Act No.19 of 2018. This report contains my views and observations on these financial statements submitted to the Ministry of Agriculture and Plantation in terms of Section 11 (1) of the National Audit Act No.19 of 2018. The report of the Auditor General in pursuance of provisions in Article 154(6) of the Constitution of the Democratic Socialist Republic of Sri Lanka read in conjunction with Section 10 of the National Audit Act, No.19 of 2018 will be tabled in Parliament in due course.

In my opinion, except for the effects of the matters described in paragraph 1.6 of this report, the financial statements of the Ministry of Agriculture and Plantation give a true and fair view of the financial position of the as at 31 December 2024, and of its financial performance and its cash flows for the year then ended in accordance with the Note 1 of the basis for preparation of the financial statements.

1.2 Basis for Qualified Opinion

My opinion is qualified on the matters described in paragraph 1.6 of this report. I conducted my audit in accordance with Sri Lanka Auditing Standards (SLAuSs). My responsibilities in relation to the Financial Statements are further described in the Auditor’s Responsibilities for the Audit of the Financial Statements section of this report. I believe that the audit evidence I have obtained is sufficient and appropriate to provide a basis for my opinion.

1.3 Emphasis of matter - Basis of preparation of financial statements

Attention is drawn to Note 1 to the financial statements, which describes the basis of preparation of these financial statements. The financial statements have been prepared for the needs of the Ministry of Agriculture and Plantation Industries, General Treasury and Parliament in accordance with Financial Regulations 150 and 151 and Public Accounts Guideline No.06/2024 dated 16 December 2024 as amended on 21 February 2025. Therefore, these financial statements may not be suitable for other purposes. My report is intended solely for the use of the Ministry of Agriculture and Plantation Industries, General Treasury and the Parliament of Sri Lanka. My opinion on this matter is not modified.

1.4 Responsibility of the Chief Accounting Officer and the Accounting Officer for the Financial Statements

The Chief Accounting Officer is responsible for the preparation of financial statements that give a true and fair view in accordance with State Financial Regulations 150 and 151 and Public Accounts Guideline No.06/2024 dated 16 December 2024 as amended on 21 February 2025 for such internal control as the Chief Accounting Officer determine is necessary to enable the preparation of financial statements that are free from material misstatement, whether due to fraud or error.

As per Section 16 (1) of the National Audit Act, No.19 of 2018, the Ministry is required to maintain proper books and records of all its income, expenditure, assets and liabilities, to enable annual and periodic financial statements to be prepared of the Ministry.

In terms of Sub-section 38 (1) (c) of the National Audit Act, the Chief Accounting Officer shall ensure that an effective internal control system for the financial control exists in the Ministry and carry out periodic reviews to monitor the effectiveness of such system and accordingly make any alterations as required for such systems to be effectively carried out.

1.5 Auditor's Responsibilities for the Audit of the Financial Statements

My objective is to obtain reasonable assurance about whether the financial statements as a whole are free from material misstatement, whether due to fraud or error, and to issue an auditor's report that includes my opinion. Reasonable assurance is a high level of assurance, but is not a guarantee that an audit conducted in accordance with Sri Lanka Auditing Standards will always detect a material misstatement when it exists. Misstatements can arise from fraud or error and are considered material if, individually or in the aggregate and its materiality depends on the influence on economic decisions taken by users on the basis of these financial statements.

As part of an audit in accordance with Sri Lanka Auditing Standards, I exercise professional judgment and maintain professional scepticism throughout the audit. I also:

Appropriate audit procedures were designed and performed to identify and assess the risk of material misstatement in financial statements whether due to fraud or errors in providing a basis for the expressed audit opinion. The risk of not detecting a material misstatement resulting from fraud is higher than for one resulting from error, as fraud may involve collusion, forgery, intentional omissions, misrepresentations, or the override of internal control.

An understanding of internal control relevant to the audit was obtained in order to design procedures that are appropriate in the circumstances, but not for the purpose of expressing an opinion on the effectiveness of the Ministry's internal control.

Evaluate the structure and content of the financial statements, including the disclosures, and whether the financial statements represent the underlying transactions and events in a manner that achieves fair presentation.

Evaluate the overall presentation, structure and content of the financial statements including disclosures, and whether the financial statements represent the underlying transactions and events in a manner that achieves fair presentation.

I communicate with the Chief Accounting Officer regarding, among other matters, significant audit findings, including any significant deficiencies in internal control that I identify during my audit.

1.6 Comments on the Financial Statements

1.6.1 Revenue

The error that had occurred in the statement of arrears of income presented in form ACA-1 (i) in the preparation of the financial statements for the year 2023, which was the correct net income value of Rs.219,195,182 for the year 2022 was recorded as Rs.437,085,714, had not been corrected in the year 2024 also.

1.6.2 Recurrent Expenditure

In accordance with Section 7.6 of the State Accounts Guideline No.06/2024 dated 16 December 2024 issued by the Director General of the Department of State Accounts, although the value after adjusting the supplementary provisions and transfers of F.R.66 and 69 to the annual budget provisions in the revised budget provision column of the Statement of Financial Performance (ACA-F) should be used, the revised budget provisions in the Statement of Financial Performance had shown the values of the annual budget provisions without making any adjustments to the supplementary provisions and transfers of F.R.66 and 69.

1.6.3 Capital Expenditure

(a) The 09 vehicles worth a total of Rs.59,820,513 and 08 vehicles that value was not stated which are used and owned by the Ministry, had not been included in the Non-financial Assets in the financial statements of the Ministry.

(b) According to the Asset Management Circular No.2/2017 dated 21 December 2017 of the Deputy Secretary to the Treasury, although, the transferee should be given the opportunity to register them in the name of the Ministry when transferring vehicles to other ministries, 15 vehicles valued at Rs.59,450,000 and 07 vehicles whose value was not stated which is used by other ministries and departments registered under the Ministry of Agriculture not being included in the financial statements of this Ministry.

(c) Even though the vehicles used without registration rights should be registered in the name of the institution itself with the consent of the institution that has the right to register them or be formally transferred to the institution that has the registation right, it was observed that, 29 vehicles worth Rs.276,450,000 which is under the legal ownership of other institutions in use by the Ministry of Agriculture that have not been taken over or re-delivered in accordance with Asset Management Circular No.2/2017 dated 21 December 2017 were included in the CIGAS computer system and in the financial statements as non-current assets.

(d) A difference of Rs.23,459,410 was observed between the value submitted for audit as the assessed value of 80 vehicles in use by the Ministry as of 31 December 2024, and the vehicle values included in the CIGAS computer system.

(e) The insurance company agreed to pay an insurance compensation of Rs.7,500,000 for the accident of the vehicle bearing No.KW-8202 worth Rs.18,000,000 on 21 March 2021 currently belonging to the Fertilizer Division and allocated to the then State Minister of Agriculture, was handed over for repair on 12 December 2022. The Insurance Corporation had paid an amount of Rs.5,625,000 to the Vehicle Repair Institute on 23 March 2023. The relevant repairs had not been carried out even though 02 years had passed since the physical inspection by the auditors on 21 December 2023 and 27 September 2024 and as of the date of this report.

(f) The Range Rover vehicle CAV-5064, which was allocated to the then State Minister for Development of Backward Rural Areas and Promotion of Domestic Animal Husbandry and Minor Economic Crops and currently belongs to the Rural Economy Division and was valued at Rs.43,000,000, was involved in an accident on 2020.10.06 and without any investigation, On 21 June 2021, the vehicle was sent for repair due to an engine overheating problem. The driver's statement regarding this problem and the reports submitted by the vehicle's agent company were contradictory. Also, this vehicle had been repaired by this agent company a month ago due to defects in the coolent system. Without referring it to an independent state agency related to motor vehicle technology and obtaining a report on the defect and the reasons for it, a report regarding the issue had been taken from the relevant

agency itself. By the letter of the Additional Secretary dated 15.08.2023 and RE/Ad/06/045, a committee was appointed more than 02 years had passed since the accident of the vehicle to conduct an investigation under F.R.104 regarding the technical defect of the vehicle CAV-5064 and obtain a final report and, full report or preliminary report has not been submitted up to now in accordance with F.R. 104(3). After 2 years and 5 months from the date of the original estimate submitted for the repair, this vehicle was again submitted to Access Motors for inspection and on 15.11.2023, the said company had submitted a new revised estimate of Rs.9,041,001. On 13.12.2023, the Procurement Committee of the Rural Economy Division of the Ministry of Agriculture and Plantation Industries had recommended that this vehicle be repaired under the aforementioned estimate. Accordingly, the repair work that could have been completed for Rs.3,076,877 on 23.06.2021 had been directed to repair the engine defect at a cost of almost three times that value. Despite the repairs had not been completed, a cheque for Rs.9,041,001 was written on 30.12.2023 and relevant entries were made in the cash book. However, due to the fact that the repairs to the vehicle were not completed during the relevant period, the value of that cheque was again credited to the state revenue on 31.07.2024. Before the said cheque was credited to the State Revenue on 01.07.2024, a voucher was prepared for payment again on 15.07.2024 for the same purpose during the financial year 2024. Furthermore, although the repairs to this vehicle had been completed by 2024.07.22, the relevant payments had not been made, the vehicle had not been accepted and its driving tests had not been carried out as of the audit date. Since the validity period for the said repair is one year from 22.07.2024, it was observed that 09 months of that validity period had expired by the date of the audit. It was observed that the driver who was assigned to this official vehicle and was driving the vehicle at the time of the breakdown was not a permanent employee of the Rural Economic Division or the government and he is currently out of service.

1.6.4 Payments of other Ledger Accounts

In maintaining the 118-1-28 (B) Expenditure Ledger used to record recurrent expenditure of the Plantation Industries Division of the Ministry during the year under review, the main shortcomings observed were that deductions and additions from the virement procedure and the amount received through supplementary estimates were not recorded in the relevant expenditure items.

1.6.5 Financial Assets

1.6.5.1 Un-settled balances in Government Officers' Advance B Account

(a) The outstanding loan from three officers who vacated the servive after working Agriculture Division of the Ministry was Rs.511,340 and of which, Rs.336,740 pertains to the period between years 1-3.

(b) The outstanding loan balance of Rs.175,174 from a officer who interdicted in the Rural Economic Division of the Ministry pertains within the period of 1-3 years, while the outstanding loan balances of Rs.249,535 from two officers who vacated the service pertains within the period of 3-5 years.

(c) The outstanding loan balances of two deceased officers in the Livestock Division of the Ministry was Rs.227,248 pertains within the period of 1-3 years, while the outstanding loan of three officers who vacated the service was Rs.353,408 for a period of 1-3 years, and the outstanding loan balance pertains within the period of 5-10 years was Rs.62,519.

(d) The outstanding loan of a deceased officer which is less than one year old is Rs.234,500, and the outstanding debt of two interdicted officers, which is between 1-20 years old is Rs.367,751, and the outstanding loan balance from an officer who vacated the service for a period of 1-3 years was Rs.61,307 in the Plantation Industries Division of Ministry.

1.6.6 Non-maintenance of Registers and Books

The audit observed that the Agriculture Division had not properly updated the damage and losses register in accordance with F.R 104.

2. Report on other legal Requirements

I hereby declare the following in accordance with Section 6(1)(d) of the National Audit Act, No.19 of 2018,

(a) That the financial statements are consistent with the previous year,

(b) That the following recommendations I had made on the financial statements for the previous year had not been implemented.

Paragraph reference to the management report for the previous year	Recommendation not implemented	Paragraph reference in this report
3.3 (b)(i)	The deposit amount of Rs.63 million should be recovered.	4.6 (a)
2.7 (d)	The value of the loss should be included in the losses and waivers register and financial statements.	4.4 (d)
1.2.1 (f) (i)	The vehicle should be repaired and put into running.	1.6.2(f)

3. Financial Review

3.1 Imprest Management

The previous state fertilizer companies, namely Ceylon Fertilizer Company Limited and Colombo Commercial Fertilizer Company Limited, were unable to pay the relevant suppliers on due date of the letters of credit for fertilizer imported in the years 2018, 2019, 2020 and 2021 due to non-receipt of funds from the treasury at that time and the short-term loans of Rs.43,742,559,911 obtained for those settlements had been converted to into term loans of total Rs.47,465,632,771 by the bank under 5 stages and the Ministry incurred an interest expense of Rs.3,401,114,581 in 2024 in relation to the settlement of those loans.

3.2 Revenue Management

(a) Although the revenue estimate for the year 2024 in relation to the Government Paddy Purchase Program under Revenue Code No.2003.07.00 is Rs.390,000,000, the revenue collection for the year according to the ACA-1 form was Rs.86,430,015. Accordingly, it was observed that the progress in collecting the expected revenue through the implementation of this program was at a minimum level of 22 percent.

(b) Out of the Rs.86,430,015 collected in the year 2024, Rs.13,738,768 had been received towards the arrears relating to the 2018/2019 Maha season, 2020/2021 Maha season and 2021 Yala season, which were included in the arrears of Rs.376,678,134 at the end of 2021. Accordingly, it was observed that the progress in collecting the arrears revenue related to the paddy purchase program is at a very low level of 3.5 percent and attention should be paid to F.R.127(1)(b), F.R.127(6), F.R.128(1)(h) and F.R.128(2).

(c) According to the information of the Accounts Division, although it has been revealed that Rs.73,330,179 included in the value of Rs.86,430,015 received in relation to the government paddy purchase program in the year 2024, was received from 04 districts, namely Ampara, Trincomalee, Anuradhapura and Polonnaruwa, in relation to the 2022/2023 Maha season, as per the 2023 ACA-1(i) - Statement of Arrears of Income, arrears of income balance is not shown after 2022, therefore audit did not have confirmation of that value.

(d) Copies of the semi-annual reports of arrears of income for the year 2024 under Revenue Code No.2003-07-00 had not been submitted to the audit within one month of the end of that period by the Agriculture Division of the Ministry in accordance with the F.R.128(2) (d), F.R.176(1) and Paragraph 08 of the Public Finance Policy Circular No.01/2015 dated 20 July 2015.

3.3 Expenditure Management

(a) It was observed during the audit that the remaining balance of the supplementary estimate provisions allocated in 05 cases under Head of Expenditure 240 ranged from 11 percent to 44 percent, indicating that provisions were allocated in excess of the requirement.

(b) Although the Ministry has made 11 transfers of the Basic Annual Estimates to other expenditure objects through F.R.66, It was observed during the audit that even after such transfers, the remaining provisions of the relevant expenditure items ranged from 11 percent to 98 percent, which is an provisions in excess of the requirement.

(c) It was observed during the audit that, the remaining between 3 percent and 44 percent of the provisions transferred from other expenditure objects in 12 cases through F.R.66 is a transfer of provisions in excess of the requirement by the Ministry.

(d) Although the Accounting Officer shall prepare the annual budget estimates as fully and accurately as possible in terms of section (ii) of the F.R.50 and shall prepare the estimates with due regard to economy and efficiency in terms of section (iii) of F.R.50, It was observed that for 05 expenditure objects for which provision had not been made accordingly, Rs.683,986,275 had been transferred through supplementary estimates and for 02 expenditure objects, Rs.19,056,609 had been transferred through F.R 66.

(e) The Plantation Industries Division of the Ministry had not prepared the annual estimates completely and accurately in accordance with Financial Regulation 50 (ii) when preparing the estimates. That is, in addition to the provisions made in the annual Budget Estimates; those provisions had been changed by the supplementary estimates and the F.R.66. Such cases are shown below.

(i) In addition to the total provision of Rs.180,000,000 provided for two expenditure objects, an additional provision of Rs.77,865,000 had been obtained. This was 43 percent as a percentage.

(ii) Provisions of Rs.40,391,799 had been allocated through supplementary estimates for 03 expenditure objects for which provisions had not been made through the annual budget estimates, and provisions of Rs.11,868,200 had also been transferred under F.R.66 for one expenditure object included therein.

(f) The total net provision of Rs.2,100,000 provided for 03 recurring expenditure objects in the year under review was completely saved and out of the total net provisions of Rs.107,400,000 provided for 10 other recurrent expenditure objects, Rs.58,017,085 or 48 to 88 percent remained save.

(g) The total net provision of Rs.2,500,000 provided for 02 capital expenditure objects in the year under review remained completely and out of the total net provisions of Rs.13,500,000 provided for 04 other capital expenditure objects, Rs.10,172,258 or 40 to 89 percent remained save.

3.4 Incurring Liabilities and Commitments

(a) A difference of Rs.4,618,804 and Rs.1,697,296 respectively was observed between the value of liabilities and commitments stated in the financial statements as at 31 December 2024 and the value of liabilities and commitments as per the records of the General Treasury as at that date.

(b) As of 31 December 2024, although the Agriculture Division of the Ministry had incurred liabilities and obligations amounting to Rs.2,302,666.56, the Livestock Division Rs.20,637 and the Plantation Industries Division Rs.45,074, the relevant liabilities and commitments had not been included in the register.

3.5 Certification the Chief Accounting Officer

Although the Chief Accounting Officer was required to provide assurances regarding the following matters in accordance with the provisions of Section 38 of the National Audit Act, No.19 of 2018, action had not been taken accordingly.

(a) Although the Chief Accounting Officer and the Accounting Officer were required to ensure that all audit inquiries were answered within the specified time frames as required by the Auditor General, the audit inquiries had not been answered in accordance with paragraph 4.5 of the report.

3.6 Non compliance to Laws, Rules and Regulations

	Reference to Laws, Rules and Regulations	Non Compliance
(a)	Asset Management Circular No.05/2024 dated 18 December 2024 and Comptroller General's letter No.CGO/NFAMS/01/03 dated 20 May 2024	Action had not been taken to disposed 09 vehicles bearing numbers KS-6781, KM-5207, KW-8202, 57-8986, KY-5535, CAV-5064, CAB-3288, PC-4812, KO-0024.

3.7 Operating of Bank Accounts

(a) The responsibility for the closure of inactive official bank accounts and approved accounts related to the abolished expenditure heads had been assigned to the Chief Financial Officer/Chief Accountant who served in the abolished ministries in accordance with Section 18 of the Budget Circular No.BDKBP/01/01/03-2023 dated 21 December 2022. However, it was observed that the bank account with Bank of Ceylon account number 7040184

belonging to the State Ministry abolished in 2022, with a balance of Rs.5,620,828, had not been closed by the date of audit and was continued to be maintained in the name of the Secretary of the abolished State Ministry.

(b) The inactive bank account number 7040507 held at the Bank of Ceylon in the name of the Secretary, Ministry of Agriculture, Rural Economic Affairs and Livestock was not disclosed in the financial statements and as of the date of this report and action had not been taken to close that bank account.

4. Operational Review

4.1 Operational Review

4.1.1 Activities Contrary to the Key Functions

(a) The expenditure incurred by the Livestock Division of the Ministry for the official opening ceremony of the milk processing center which owned by the Succeed International (Pvt) Ltd in Wennappuwa on 19 January 2024 under the small Scale Dairy Cooperative Development Project was Rs.166,260 and out of that Rs.67,500 was incurred for refreshments expenses of the official ceremony and those expenses were reimbursed while an amount of Rs.98,760 which incurred for the Minister's overnight stay at the Club Hotel Dolphin in Waikkal on 18 January 2024 or the day before the official opening of the milk processing center was observed during the audit as an idle expenditure.

4.1.2 Non-achievement of the Expected Output Level

(a) The amount of Rs.2 million had been allocated by the Livestock Division of the Ministry for a project to provide 10 one-month-old chicks to 10 parents of each school with the aim of improving the nutritional status of children from low-income families in 20 selected schools in the Anuradhapura district and the number of backyard units expected to be completed through that was 200. Although the physical progress was stated as 100 percent at the end of the year under review, it was observed that chicks have been provided to only 166 beneficiaries. Furthermore, it was observed that information regarding the operation and maintenance of the project after completion and how to deal with risk was not included in the project proposal.

(b) Under the Breeding Farms Construction Project implemented by the Livestock Division of the Ministry, provision of Rs.23 million had been allocated for the establishment of Goat Breeding Unit at the Thirappane Animal Farm, the establishment of the Sahiwal Breeding Unit and the strengthening of the artificial insemination service in the North Central Province. Although a provision of Rs.3 million has been made for the establishment of goat breeding unit at the Thirappane Animal Farm, the animals had not been purchased by the end of the year under review. Although the entire allocation

of Rs.10 million has been provided for the establishment of the Sahiwal breeding unit, its physical progress was low of 50 percent by the end of the year under review. Although the entire allocation of Rs.10 million has been provided to purchase of artificial insemination equipment, its physical progress remained at a low level of 40 percent by the end of the year under review. Furthermore, under the Construction of Breeding Farms Project, a provision of Rs.7.5 million has been provided for the construction of the goad breeding unit at a Wannigama farm in the Nikaweratiya area of the North Central Province and purchase of animals for breeding herd, and a provision of Rs.5.25 million has been provided for the construction of goad breeding unit at a Kekunadura farm in Matara in the Southern Province, the purchase of breeding goats, planting grass for animal feed and the purchase of equipment, nevertheless, the project activities on those two farms had failed to even commence by the end of the year under review. Accordingly, it was observed that the overall physical progress of the aforesaid sub projects under the Breeding Farms Construction Project is at a very low level of 24 percent.

4.1.3 Projects Abandoned without Completing

(a) Although a financial provision of Rs.05 million was allocated in the year 2024 for the project to install solar panels at the Jaffna Achchuweli farm which is being implemented with the aim of increasing production of high quality chicks, chicken meat and eggs at minimal cost and also reducing the cost of fossil fuels through the use of solar energy under the activity of developing poultry farm of under the Small and Medium Scale Livestock Development Project (Infrastructure Development) implemented by the livestock Division of the Ministry, it was observed that the planning of the project was at a weak level and the project was not implemented efficiently and effectively.

(b) Although the Livestock Division of the Ministry had allocated Rs.48.52 million for the establishment of a data collection system covering all provinces regarding the livestock sector and also establishment of milk production unit under the Dairy Development Project of the Action Plan of the year 2024, the project had not been implemented during the year under review.

(c) The Rural economic Division of the Ministry has allocated Rs.150 million in 2023 and Rs.200 million in 2024 for the Domestic Goat Breeding Project and out of that Rs.33 million or a 16 percent was allocated for the Hambantota District. Although the district had received the highest allocation among the 21 district where the project was implemented, it has been informed that in the letter No. DSH/DAD/06/27-1 and 2024.10.30 sent by the Hambantota District Secretary that the project cannot be implemented at the Divisional secretariat level due to the inability to find suitable suppliers in the nearest areas to purchase healthy quality goats during the bidding process, problems arising with the goats purchased in the year 2023, the death of goats due to various reasons and the beneficiary having to bear high expenses for treatments when

sick and to taking them for post-mortem when they die and also Rs.29,911,500 which out of the allocation of Rs.33 million has been returned to the Ministry of Agriculture. Accordingly, it was also observed in the audit that there was no formal planning regarding the allocation of provisions between districts and the selection of relevant district due to the project not being implemented in the district where the highest provisions were allocated for the said project.

(d) It has been informed that in the letter No. DSH/DAD/06/27-I dated 2024.12.26 of the Additional District Secretary of Hambantota that the allocation of Rs.2,815,200 which was retained for distributing goats to beneficiaries who have built goat sheds in the Beliatta and Ambalantota Divisional Secretariat will have to be redirected as there is not enough time to find suitable goats. Furthermore, the letter further informed that the beneficiaries of the above Divisional Secretariats had already spent about Rs.30,000 at their own expense to build goat sheds. Accordingly, it was observed that those beneficiaries have lost the benefits they were supposed to receive from the said project. However, the release of funds for the Hambantota District was made by the Secretary of the Ministry of Agriculture through the letter No. RDAH &EC/AC-Pay/06/001/2024/04 on 2024.03.12 and the audit was problematic regarding the fact that the period from March 2024 to December 2024 was insufficient to find suitable goats.

4.1.4 Project Works Commenced after Delays

The construction contract had been terminated informally at the request of the contractor due to the shortage of building materials and the increase in prices despite the Rs.6.82 million had been paid in the financial year 2022 towards the initial advance and first bill for the construction of the Point Pedro Veterinary Office Building under the Medium-Term Livestock Development Programme of the Livestock Division of the Ministry. Without taking any action in this regard, the construction of the building was included in the Action Plan of the year 2024 as the second phase of its construction and Rs.58.25 million has been allocated for it. It was observed that although the expected financial progress and physical progress for the year under review was 100 percent, an advance payment of Rs.10.7 million had been paid to the contractor for the said project by the end of the year under review and physical progress was at a very low level of 3 percent.

4.1.5 Failure to Clearly Identify Performance Indicators

(a) The beneficiaries should prepare the goat shed at their own expense before providing the goats as per the criteria to be followed in implementing the program as stated in the guideline of the Instructions for the Domestic Goat Raising Project -2024 for uplifting livelihood of the people living in rural areas No. MOA & PI/RED/DP/06/GOAT/02(2024) and dated 2024.02.28 of the Secretary of the Ministry of agriculture and Plantation Industries issued by the Rural Economic Division of the Ministry to the Chief Secretary of the

Central Province. However the relevant instructions had not included the specifications and standards to be considered in the construction of the goat shed. Furthermore, applicants in the Galewela, Naula, Wilgamuwa Divisional Secretariats of the Matale District and the Nuwara-Eliya Divisional Secretariat of the Nuwara-Eliya District had been rejected due to the fact that the goat sheds had not been properly constructed. It was problematic for the audit to determine the reasons for such rejection since the specifications related to the constructions of the goat sheds had not been submitted.

(b) A provision of Rs.2.06 million had been allocated for the year under review for conducting Training Programmes for officers, young entrepreneurs and farmers and for formulating a livestock policy under the Capacity Building Project of Livestock Division of the Ministry. The physical progress of the project was states as 26 percent by the end of the year under review without specifying what the targeted programmes for training under the project and number of the programmes in the Annual Action Plan. The calculation of physical progress without specifying the targeted number of programmes is problematic to the audit.

4.1.6. Non-achievement of the Expected Outcome

Although the construction of the Batticaloa, Vavuniya and Jaffna Special Economic Centers had been completed by 31 December 2024 at a cost of Rs.279.8 million, Rs.304 million, Rs.191 million respectively which work had commenced in 2017 and 2018, arrangements had not been made to open those Economic Centers as of this date of the report.

4.2 Non-achievement of the Expected Outcome

4.2.1 Retention of projects funds

The following points were observed regarding the sub-projects implemented under the Small and Medium Scale Livestock Development Programme under the expenditure head No. 118-2-03-079-2202 included in the Action Plan of the year 2024.

(a) During the field visit conducted on 2024.12.11 and 2024.12.17 regarding the 05 beneficiaries selected in the Western Province under the Good Animal Husbandry Practice and Establishment of Modern Farm Project, it was observed that the financial progress in providing financial assistance to those beneficiaries was zero and later when they were asked, they were informed to the audit that although the projects were completed by 03 February 2025 the relevant financial assistance had not been received by them. A cheque of Rs.500,000 was issued to one beneficiary in the name of the Chief Secretary of the Western Provincial Council on 2024.11.29 and the Provincial Council was issued a cheque for the same amount in the name of Western Provincial Director on 2024.12.24 and the amount was deposited in the Provincial

Director's account on 2024.12.27, however the money has not been received by the beneficiary. The total allocation for the Western Province was Rs.2.5 million and out of that the remaining allocation of Rs.2 million and Rs.75,000 for the monitoring, evaluation and administrative expenses of the project, Rs.2.075 million was allocated to the Western Provincial Council on 2024.12.05. It was during the audit that the cheque issued were deposited in the Provincial Director's account on 2024.12.27 and that the cheque were held in the Provincial Director's account for over a month without being issued in the name of the beneficiaries for the money due to them.

(b) The amount allocated for 09 beneficiaries in Colombo and Gampaha districts under the Quality Improvement of Milk and Milk Products Project was.Rs.2,888,036. The financial progress in providing financial assistance to those beneficiaries was zero by the date of the field visit. Later during the follow-up conducted on 05 February 2025, although the projects were completed financial assistance had not been received to 08 beneficiaries by that date. It was observed that cheque worth Rs.1,209,190 had been issued to the beneficiaries in the name of the Chief Secretary of the Western Provincial Council and deposited the relevant amount in the account of the Provincial Director through the cheques before 2024.12.31 in the name of the Western Provincial Director in relation to that value even as of 05 February 2025 without paying that amount to the relevant beneficiaries and that had been held in the account of the Western Provincial Director for over a month. The voucher for the expenditure of Rs.500,000 certified by the Technical Officer on 2024.12.04 has received by the Ministry on 2025.01.01 and a cheque has issued in the name of the Chief Secretary of the Western Provincial Council on 2025.01.27 in respect of that value which was stated as an Commitments for the year 2024. Furthermore, the relevant funds of Rs.253,846 and Rs.100,000 respectively which were allocated for two beneficiaries had not been released and the specific reasons for this were not submitted to the audit. Accordingly, the financial progress of the project implemented in the Colombo and Gampaha districts of this sub-project remained at a minimum level of 11.25 percent.

(c) The common weaknesses observed were the delay in submitting Technical Officer reports and other relevant documents related to the projects as well as the delay in receiving vouchers related to the project expenditure requests to the Livestock Development Division of the Ministry even though the beneficiaries had submitted vouchers to the relevant Regional Veterinary Offices. It had also taken as long time for the Ministry to receive the money through a cheque written in the name of the beneficiary. However, although the financial performance of these projects was stated as 100 percent based on the issued cheque for the value of the project expenditure to the Chief Secretary of the Provincial Council by the Ministry, that performance

information could not be accepted during the audit due to the relevant funds had not been received by the beneficiaries.

4.3 Assets Management

(a) Regarding 12 vehicles with a value of Rs.116,711,920 included in the CIGAS computer system, which are not in use by the Ministry, Action had not been taken as per the Asset Management circular No. 02/2017 dated 21 December 2017 of the Deputy Secretary to Treasury.

(b) 06 vehicles worth of Rs.80,000,000 belonging to the Agriculture division, Rural economic division, Livestock division and Fertilizer division of the Ministry were not used for running purposes and remained idle as of 31 December 2024.

4.4 Losses and Waivers

(a) Although incidents related to the 09 vehicles worth Rs.5,946,308 have been included in the incidental Losses and Waivers Register, it has not been included in the financial statements.

(b) The brought forward losses balances in respect of 38 cases amounting Rs. 21,049,464.76 had not been dealt with as per the Financial Regulation No.109 due to delay or failure to recover the loss as on the end date of the year under review.

(c) The financial statements was not included regarding the loss of vehicle No.KW-8202 which was not made roadworthy by end of the year under review, even though 3 years and 9 months have passed since the accident on 21 March 2021.

(d) The loss of vehicle No.CAV-5064 belonging to the Rural Economic division which had not been made roadworthy by end of the year under review even though it had suffered a technical failure on 21 June 2021 and been in a condition for more than 03 years and 06 months, the loss had not been included in the financial statements.

(e) Losses amounting Rs.377,911 relating to two accidents and one accident involving goods that occurred in previous years had been written off from the books in the year under review due to failure to cover.

4.5 Failure to respond to Audit Queries

Although the Chief Accounting Officer should be reviewed audit query register referred to in Financial Regulation 452(1) after a specified period and should be taken action to correct the omissions shown in the audit queries received and should be replied to those queries immediately as per the Financial Regulation 155, answers for

13 audit queries issued to the Ministry have not been answered as of the date of this report.

4.6 Management Weaknesses

(a) Although the building premises named DPJ TOWER located at No.288, Sri Jayawardenapura Kotte, has been handed over to the lessor on 31 January 2020 as per lease agreement No.2178 entered into with the D.P Jayasinghe Tours and Transport Private Company Ltd on rental basis for the Ministry of Agriculture from 08 April 2016 to 07 April 2021 i.e. for a period of 05 years, the Refundable Security Deposit of Rs.63 million paid to the lessor by the Ministry of agriculture has not been recovered until now. According to the terms of the agreement No.11, the lessor should arrange to give the security deposit to the lessee within one month after the end of the agreement and handing over the leased property. According to that, the time that the lessor has illegally withheld the security deposit has been exceeded 04 years.

5 Human Resource Management

5.1 The Approved Cadre and Actual Cadre

(a) The approved cadre of the Plantation division of the Ministry was 833 by 31 December by the year under review and out of that 62 were vacant while 143 posts in the Agriculture division and 26 posts in the Livestock division were vacant. Action had not been taken to review the existing vacancies and fill the posts appropriately or amend the approved cadre accordingly.

(b) Recruitment had not been made foe key posts of the Ministry such as Senior Assistant Secretary, Director, Deputy Director, Internal Auditor, Assistant Secretary and Accountant at the end of the year under review.

P.K.M.P.Nonis
Senior Assistant Auditor General
For Auditor General

Chapter 04 - Performance Indicators

4.1 Institutional Performance Indicators (Based on Action Plan)

Specific Indicators		Actual Output as % of expected Output		
		100% - 90%	89% - 75%	74% - 50%
Agriculture Division				
Increasing productivity and food security of paddy crop		√		
Increasing productivity of other crops		√		
Increasing seed production and ensuring supply of quality seed		√		
Improving plant protection practices		√		
Improving agricultural training and extension services for higher quality practices		√		
Promotion of advanced technology for agriculture sector		√		
Mechanization of agriculture sector		√		
Promotion of agri entrepreneurship and marketing		√		
Conducting research to find technical solutions to the existing problems in the post-harvest sector			√	
Publication of 10 research publications in local/foreign journals		√		
Use/deployment of correct post-harvest technologies in selected supply chains of vegetables and fruits		√		
Introducing safe packaging and transportation methods to reduce post-harvest losses of vegetables and fruits		√		
Training 2000 beneficiaries through conducting 100 training courses for postharvest technology promotion, creating new entrepreneurs for postharvest sector			√	
Providing consultancy services, engineering services and laboratory services for the use of correct post-harvest technology in the field		√		
Upgrading the human resource of the institution to suit the agriculture sector.		√		
Providing vouchers to farmers with the aim of promoting the use of fertilizers for paddy farming.		√		
Policy formulation and performance improvement	100% utilization of capital funds	√		
Raising the standard of living of low income earners in rural areas	1. Goat breeding program Performance indicators - • Number of beneficiary families • Number of goats distributed	√		
	2. Crop Promotion Programme Performance Indicators • Number of beneficiary	√		

Specific Indicators		Actual Output as % of expected Output		
		100% - 90%	89% - 75%	74% - 50%
	families • Quantity of seeds distributed (kg) • Land cultivated (acres) • Expected yield			
Creating a consumption pattern of quality and fresh food at a high price for the agricultural producer and a fair price for the consumer	• Development of infrastructure in Dedicated Economic Centers Performance indicators – • Number of Economic Centers in operation • Number of business premises (shops) owned by economic centers • Number of business premises (shops) operating in economic centres • Number of development projects implemented in economic centers through budgetary allocations • Number of development projects implemented in economic centers by trust funds • Quantity of agricultural products received by the centres	√		
Livestock Division				
Local milk production (million liters/year)		√		
Annual egg production (eggs million/ year)		√		
Annual chicken meat production (Metric Tons /year)		√		

Chapter 05 - Performance in Achieving Sustainable Development Goals (SDG)

Goal	Target	Achievement Index	Progress of Achievements up to now		
			0%-49%	50%-74%	75%-100%
Goal 02. End hunger, achieve food security and improved nutrition and promote sustainable agriculture	2.1. By 2030, end hunger and ensure access to safe, nutritious and sufficient food all year round for all people, especially the poor and people in vulnerable situations, including infants.	Increasing the productivity of paddy crop up to 4 MT/ha.			√
		Increasing the production of maize crop up to 300000 4MT/ha.			√
		Increasing seed production and ensuring quality seed supply.			√
		Improving plant protection practices.			√
		Improving agricultural training and extension services for higher quality practices.			√
		Promotion of sustainable agriculture			
	Production of 379.35 million liters of milk in 2024	Local milk production (million liters/year)			√
	Production of 2,960.59 million eggs in 2024	Annual egg production (eggs million/ year)			√
	Production of 254,660 MT of chicken meat in 2024	Annual chicken meat production (Metric Tons /year)			√
	2.3 Doubling agricultural productivity and income of small-scale food producers by 2030 through markets and value additions	**Technical Programmes** •Number of training programmes • Introduction of new advanced crop cultivation methods • Acquaintance of farmers to get government approved superior seeds • Directing farmers to organic fertilizer production			√
		Labor Productivity by Size of Farming/Cattle Farming/Forestry Related Industries Classes.		√	
		Average Income of Small Scale Food Producers by Gender and Native Level.		√	
	2. By 2030, implementation of sustainable agricultural	2.4.1 The amount of agricultural land on which productive and sustainable		√	

Goal	Target	Achievement Index	Progress of Achievements up to now		
			0%-49%	50%-74%	75%-100%
	practices that ensure the presence of food production systems and strengthen capacities to adapt to climate change that help sustain ecosystems, protect against adverse weather conditions, drought, floods and other disasters and improve land and soil quality.	agriculture is practiced.			
Goal 12. Ensure sustainable consumption and production patterns	Improving supply and value chain management processes in vegetable and fruit crops	Amount of new technology developed, amount of technology introduced in the field to reduce post-harvest damage in 15 selected fruits and 10 vegetables and 9 other selected durable crops and amount of post-harvest damage reduced.	√	-	-
	Reducing per capita food waste at the retail and consumption levels by 2030 and reducing waste in production and supply chains, including post-harvest losse	Reduction of post-harvest losses in vegetable and fruit crops up to 25% and post-harvest losses in paddy and other non-perishable crops up to 5%	√	-	-
5. Achieve gender equality and empower all women and girls	5.a Taking action to make amendments to provide economic rights to women and taking steps to provide opportunities for ownership and control of land and other forms of property, financial services, heritage and natural resources according to local laws.	5.a.1 By tenure mode (a) Proportion of total agricultural population with ownership or security rights over agricultural land by gender (b) Proportion of women among owners and holders of rights over agricultural land		√	

5.2 Achievements and Challenges in Achieving Sustainable Development Goals

i.) Introducing the National Agricultural Policy

ii.) Successful implementation of projects covering areas such as increasing productivity under the Food Security and Technological Promotion Program, promoting the use of advanced technology in agriculture, development of agro-based industries and entrepreneurship, water management, development of underutilized lands, crop

protection strategies to mitigate climate change, implementation of agricultural projects, establishment of export-oriented fruit villages, agricultural innovation, and agricultural policy.

iii.) Successful implementation of the Good Agricultural Practices (GAP) program and the Good Animal Husbandry Practices program.

iv.) Promoting and regulating the use of quality fertilizers.

v.) Significantly minimize post-harvest losses of agricultural crops through activities such as providing safe packaging for the transportation of vegetables and fruits, improving grain storage facilities and directing stakeholders to value-added products.

vi.) Introducing new seed varieties and crop varieties through research to increase productivity.

vii.) Increasing the productivity of agricultural land and livestock production through the use of new technology.

Challenges

i.) Extreme climatic conditions

ii.) Proliferation of seed varieties that are more resilient to climate change and conservation of local seeds.

iii.) The need to update legal provisions related to the field.

iv.) The existence of practical challenges in compiling and collecting accurate data related to the agriculture sector.

v.) The gap between the demand and the current situation regarding agricultural extension services

Chapter 06 - Human Resource Profile

6.1. Cadre Management

- **Agriculture Division**

Category	Approved Cadre	Existing Cadre	Vacancies
Senior	63	41	22
Tertiary	04	03	01
Secondary	1,105	998	107
Primary	114	101	13

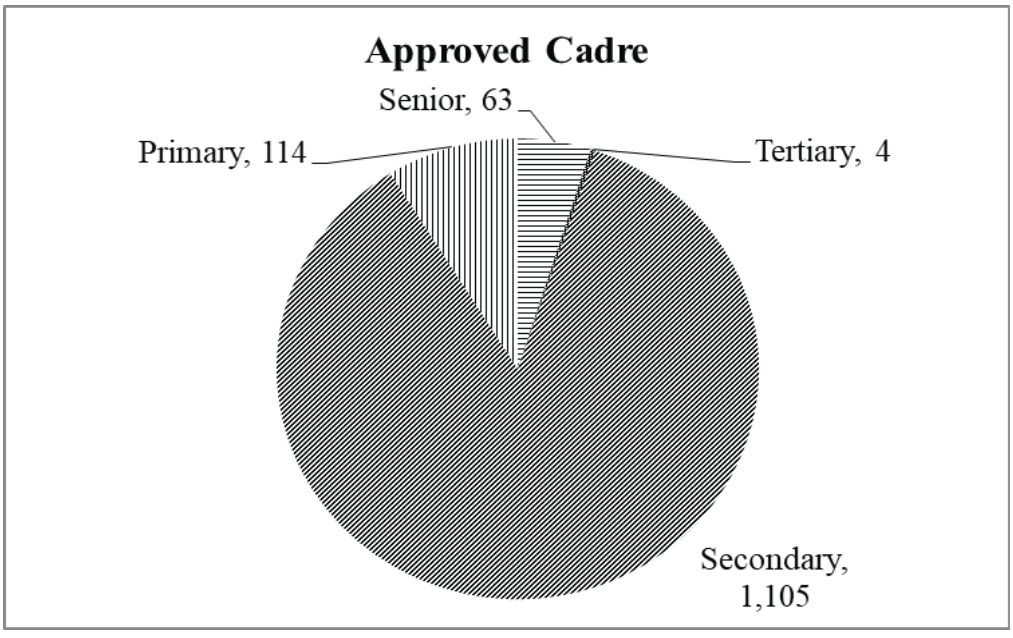

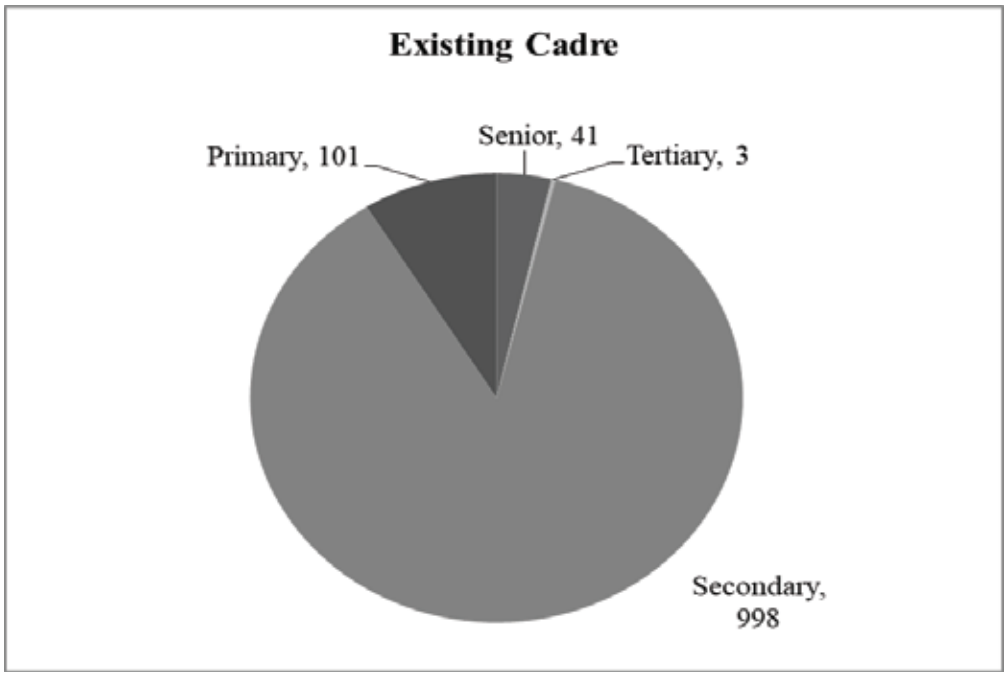

- **Livestock Division**

Category	Approved Cadre	Existing Cadre	Vacancies
Senior	19	17	02
Tertiary	3	3	-
Secondary	508	497	11
Primary	35	22	13

6.2 ** Briefly explain how the shortage or excess of human resources has affected the performance of the institution

- **Agriculture Division**

i.) As of 31.12.2024, a total of 1,286 posts have been approved for the agriculture division. Among them, 143 posts remain vacant, which has caused a significant obstacle to carrying out official duties efficiently and promptly.

ii.) For this division, 63 senior staff posts have been approved, while the actual number of officers in service is 41. Out of the 22 vacant posts, duties of 11 posts are being carried out by acting officers. The continued vacancy of these posts has made it difficult to carry out essential functions.

iii.) For this division, 04 tertiary-level staff posts have been approved. Among them, 3 officers are serving on full-time basis, while an officer of the Government Translators' Service is being serving on an acting basis. This Ministry regularly submits Cabinet Memoranda and such urgent documents must be translated into English without delay. Therefore, the vacancy in the translator post has become an obstacle for carrying out official duties efficiently.

iv.) Furthermore, the vacancies existing at both the secondary and primary levels have caused a significant obstacle for carrying out official duties efficiently and promptly.

- **Livestock Division**

Vacancies in the Approved Cadre

Senior Level
Director (Livestock Planning) – Sri Lanka Animal Production & Health Service: 01
Assistant Secretary – Sri Lanka Administrative Service: 01

Secondary Level
Management Services Officer 11

Primary Level
Driver 12
Office Employee Service 1

6.3. Human Resource Development

- **Local Training**

i.) Agriculture Division

S/No.	Name of the Programme	No. of Employees Trained	Period of Program	Total Domestic Investment (Rs.)	Nature of the Programme	Output / Knowledge Gained
1	Master of Development & Palaninig (MDS)	1	1 year	200,000.00	local	Knowledge of planning and development
2	Master of Development & Palaninig (MDS)	1	1 year	200,000.00	local	Knowledge of development
3	Training on mail	28	1 day		local	Knowledge of mail
4	Government Payroll System	1	2 days	18,000.00	local	Knowledge of Government Payroll System
5	Answering audit queries	1	1 day	13,500.00	local	Knowledge of answering audit queries
6	Efficiency Bar Examination – Establishments Code	75	4 days	6,000.00	local	Knowledge of Establishments Code and office systems
7	Efficiency Bar Examination – Accounting Systems, Financial Regulations and Procurement	125	13 days	35,100.00	local	Knowledge of Accounting Systems, Financial Regulations and Procurement
8	Tamil Language Course (200hours)	1	34 days	5,000.00	local	Knowledge of Tamil language
9	Tamil Language Course (200hours)	1	34 days	5,000.00	local	Knowledge of Tamil language
10	Tamil Language Course (150hours)	8	25 days	18,367.00	local	Knowledge of Tamil language
11	Tamil Language Course (150hours)	75	25 days	40,500.00	local	Knowledge of Tamil language
12	Training on conducting F.R.Inquiries	65	1 day	16,440.00	local	Knowledge of conducting F.R.Inquiries
13	Awareness program on bribery or corruption	100	1 day	19,900.00	local	Knowledge of avoiding bribery or corruption
14	Training on Information Act	75	1 day	14,670.00	local	Knowledge of Information Act
15	Training on developing office skills	45	1 day	90,640.00 5,000.00	local	Knowledge of developing office skills
16	Training workshop for primary officers	60	2 days	285,150.00 6,795.00 3,000.00	local	Knowledge of Establishments Code, Office Systems, Attitude Development
17	Master of Pulic Adminstrative & Management (MPAM)	1	2 years	125,000.00	local	Subject related knowledge

S/No.	Name of the Programme	No. of Employees Trained	Period of Program	Total Domestic Investment (Rs.)	Nature of the Programme	Output / Knowledge Gained
18	Tamil Language Course (150hours)	75	2 days	40,500.00	local	Knowledge of Tamil language
19	Training on salary conversion	65	2 days	28,745.00	local	Knowledge of salary conversion
20	Training on office procedures and official letter writing	75	2 days	35,995.00	local	Knowledge of office procedures and official letter writing
21	Training on personal file maintenance	50	1 day	12,270.00	local	Knowledge of personal file maintenance
22	Higher Diploma in Public Procurement and Contract Administration	1	1 year & 2 months	138,000.00	local	Knowledge of Procurement
23	Answering audit queries	50	1 day	12,570.00	local	Answering audit queries
24	Training workshop held at the district level	29	1 day	34,000.00	local	Knowledge of preparing project reports
25	Training workshop held at the district level	44	1 day	44,000.00	local	Knowledge of preparing project reports
26	Training workshop held at the district level	46	1 day	51,000.00	local	Knowledge of data entry and use for agricultural information systems
27	Training workshop held at the district level	85	1 day	89,800.00	local	Knowledge of preparing project reports
28	Training workshop held at the district level	77	1 day	80,139.00	local	Knowledge of protected crop cultivation under fully automated technology
29	Training workshop held at the district level	62	1 day	67,000.00	local	Knowledge of preparing project reports
30	Training workshop held at the district level	82	1 day	109,000.00	local	Knowledge of agriculture modernization technology
31	Training workshop held at the district level	37	1 day	38,540.00	local	Knowledge of preparing project reports and ornamental fish farming
32	Training workshop held at the district level	14	1 day	29,500.00	local	Knowledge of preparing project reports
33	Training workshop held at the district level	63	1 day	67,934.00	local	Knowledge of using chemical fertilizers in crop cultivation
34	Training workshop held at the district level	74	1 day	78,832.00	local	Knowledge of preparing project reports
35	Training workshop held at the district level	153	1 day	157,836.00	local	Knowledge of preparing project reports
36	Training workshop held at the district level	42	1 day	47,000.00	local	Knowledge of preparing project reports
37	Training workshop held at the district level	43	1 day	48,675.00	local	Knowledge of mushroom cultivation, disease and pest control
38	Training workshop held at the district level	46	1 day	47,015.00	local	Knowledge of preparing project reports
39	Training workshop held at the district level	56	1 day	54,980.00	local	Knowledge of preparing project reports

S/No.	Name of the Programme	No. of Employees Trained	Period of Program	Total Domestic Investment (Rs.)	Nature of the Programme	Output / Knowledge Gained
40	Training workshop held at the district level	14	1 day	19,000.00	local	Knowledge of mushroom cultivation
41	Training workshop held at the district level	32	1 day	36,999.00	local	Knowledge of preparing project reports
42	Training workshop held at the district level	67	1 day	72,000.00	local	Knowledge of time management and communication management
43	Training workshop held at the district level	73	1 day	80,800.00	local	Knowledge of leave and new technologies
44	Training workshop held at the district level	68	1 day	73,000.00	local	Knowledge of agricultural projects
45	Training workshop held at the district level	11	1 day	16,000.00	local	Knowledge of communication and management
46	Training workshop held at the district level	16	1 day	21,000.00	local	Knowledge of preparing project reports
47	Training workshop held at the district level	15	1 day	20,000.00	local	Knowledge of preparing project reports
48	Training workshop held at the district level	12	1 day	15,000.00	local	Knowledge of preparing project reports
Total				**2,775,192.00**		

ii.) Livestock Division

S/No.	Name of the Programme	No. of Employees Trained	Period of Program	Total Investment (Rs.000)	Nature of the programme (Local / Foreign)	Output / Knowledge Gained
				Local		
1	Stress management	50	04.01.2024	Nil	local	Minimizing employee grievances and creating an efficient public service
2	Awareness program regarding the vehicle emission testing process	5	19.03.2024	Nil	local	Proper vehicle maintenance
3	Training program on the Government Payroll System	1	26, 29 and 30.04.2024	18,000.00	local	Facilitating internal audits to curb fraud and corruption related to Government Payroll System
4	Filing for government officials	49	01.08.2024	3,900.00	local	Gaining a proper understanding of file maintenance
5	Awareness program on bribery and corruption for public officials	63	07.08.2024	9,210.00	local	Creating a group of government officials free from bribery and corruption
6	Training program on documentation	44	21.08.2024	6,260.00	local	Awareness on preparing documents correctly
7	Awareness program of the English Language Training Program	43	10.10.2024	2,720.00	local	Minimizing language problems that arise in performing duties and developing the ability to

S/No.	Name of the Programme	No. of Employees Trained	Period of Program	Total Investment (Rs.000)	Nature of the programme (Local / Foreign)	Output / Knowledge Gained
				Local		
						communicate information accurately
8	One-day program for drivers covering areas related to vehicle use	20	15.10.2024	54,460.00	local	Being aware of proper driving and traffic laws
9	Maintenance of personal files	35	24, 25.10.2024	11,325.00	local	Maintaining personal files properly
10	Maintenance of personal files	15	12.11.2024	7,500.00	local	Maintaining personal files properly
11	One-day program on discipline and attitude development for drivers and office assistants	30	30.10.2024	73,320.00	local	Improving the discipline and attitude of government officials
12	Awareness program on e-procurement	2	06.12.2024	15,500.00	local	Updating officers with new knowledge
13	Seminar on preparing spreadsheets using MS Excel	6	20.12.2024	46,500.00	local	Prompt completion of office duties
14	Discussion on issues related to personal file maintenance and salary conversion	20	27.12.2024	5,045.00	local	Solving problems that arise when performing duties in personal files and minimizing problems by following the correct methods

- **Foreign Training – From 01.01.2023 to 31.12.2023**

i.) Agriculture Division

S/No.	Name of the Programme	No. of Employees Trained	Period of Program	Total Investment			Output / Knowledge Gained
				Incidental Allowance	Warm Cloth Allowance	Other	
1	Agri Tech Startups for Enhancing the Agri Value Chain	1	17.01.2024 - 30.01.2024	USD 375	–	–	Gained insights into agri-tech startup ecosystems, funding opportunities, and digital innovations in agriculture. Learned about government initiatives that supported agri-entrepreneurship and value chain improvements.
2	The regional workshop "Making Climate Finance work for agrifood systems in Asia and the Pacific, Camboia	1	25.03.2024 - 27.03.2024	–	–	–	Understood climate finance mechanisms and investment opportunities for sustainable agrifood systems. They explored techiques on integrating financial solutions for climate resilience in agriculture.
3	Seminar on Green Economy and Environmental Protection for	1	29.03.2024 - 11.04.2024	USD 375 - RMB 2100	75GBP	–	Learned about green economic policies, sustainable resource management, and low-carbon development

S/No.	Name of the Programme	No. of Employees Trained	Period of Program	Total Investment			Output / Knowledge Gained
				Incidental Allowance	Warm Cloth Allowance	Other	
	Developing Countries,China						strategies.
4	Seminar on Management of Agro - Products Qualty and Safely for Developing Countries,China	1	17.04.2024 - 30.04.2024	USD 375 - RMB 2100	75GBP	–	The seminar provided knowledge on global food safety standards, certification systems, and post-harvest handling.
5	Seminar on Food Security and Reduction of Post-Production Loss for Belt and Road Countries under the Global Development Initiative	1	17.04.2024 - 30.04.2024	USD 375 - RMB 2100	75GBP	–	Explored strategies to minimize post-harvest losses through improved storage, processing, and distribution techniques. The program highlighted sustainable food security models under the Belt and Road Initiative.
6	Seminar on Production Capacity of Agriculture for Developing Countries	1	10.05.2024 - 23.05.2024	USD 375 - RMB 2100	75GBP	–	Learned about modern agricultural production technologies and strategies for increasing yield efficiency.
7	Seminar on the Construction of Small Commodity Markets and Poverty Reduction and Alleviation for Developing Countries	1	11.05.2024 - 24.05.2024	USD 375 - RMB 2100	75GBP	–	Participants understood how to establish and manage small commodity markets for rural growth. The program emphasized trade policies and poverty reduction strategies.
8	WHO South - East Asia Regional meeting on nutrition and climate change	1	14.05.2024 - 16.05.2024	USD 125	–	–	Attendees gained insights into the impact of climate change on nutrition and food security. The meeting discussed policy recommendations for integrating climate action into nutrition programs.
9	Seminar on the Construction and Management of Agricultural Products Modern Circulation System for the Belt and Road Initiative Countries	2	14.05.2024 - 27.05.2024	–	–	–	Participants explored logistics, distribution networks, and digital solutions for agro-product circulation. The seminar covered international trade regulations.
10	Seminar on Agriculture Standardization Cooperation between China and South Asian Countries	1	13.05.2024 - 26.05.2024	USD 375 - RMB 2100	75GBP	–	The program enhanced knowledge of international agricultural standards and regulatory frameworks. It fostered collaboration in trade and certification.
11	2024 KOICA Invitational Fellowship Training Programme on “Capacity Building on Horticulture Industry in Sri Lanka	6	08.06.2024 - 21.06.2024	USD 350 X6	75GBP X 6	–	Participants learned advanced horticultural techniques, greenhouse management, and market-driven production models. The training focused on technology adoption in Sri Lanka.

S/No.	Name of the Programme	No. of Employees Trained	Period of Program	Total Investment			Output / Knowledge Gained
				Incidental Allowance	Warm Cloth Allowance	Other	
12	Knowledge Sharing Workshop on South-South and Triangular Cooperation: Improving the management of SSTC Programmes & Projects	1	03.07.2024 - 04.07.2027	–	—	–	Attendees explored best practices for international cooperation and resource-sharing in agricultural development. The workshop highlighted project management approaches.
13	Seminar on Agricultural Product Inspection and Quarantine for Developing Countries	1	02.07.2024 - 15.07.2024	–	–	–	Program provided knowledge of food safety inspection techniques and regulatory frameworks.
14	International Training Programme on "Inclusive Rural and Regional Development in Malaysia for AARDO Member Countries	1	23.07.2024 - 30.07.2024	USD 200 - MYR 560	–	–	Training program empowered participants with strategies for inclusive rural and regional development, fostering economic growth and sustainability.
15	Workshop on Social Experimental and Climate Assessment Procedure (SECAP) Training for IFAD Funded projects,	4	06.08.2024 - 09.08.2024	–	–	–	Improved participants' knowledge of SECAP methodologies, enabling them to integrate climate risk assessment into development projects.
16	International Workshop on" Effective Policies Programs and Schemes for Empowering Youth& women in Establishing and Managing MSMEs, National Institute for Micro, Small and Medium Enterprises	1	29.07.2024 - 02.08.2024	USD 150 - USD 100	–	–	Participants developed a deeper understanding of MSME policies and strategies, enabling them to support entrepreneurship among youth and women.
17	Training Course on Technologies of Agricultural Mechanization to Ensure Food Security under the Global Development Initiative for Developing Countries	2	23.08.2024 - 12.09.2024	–	75GBP	–	strengthened participants' technical knowledge of agricultural mechanization, promoting food security and sustainable farming.
18	3rd Edition of "World Food India" 19.09.2024-22.09.2024 , India	1	19.09.2024 - 22.09.2024	USD 200	–		The event facilitated global networking and discussions on food security, agribusiness, and innovation in the food sector.
19	Hand –In-Hand Investment Forum	1	15.10.2024 - 17.10.2024	USD 125	–		The forum attracted investment commitments to accelerate agricultural development and food security initiatives.

S/No.	Name of the Programme	No. of Employees Trained	Period of Program	Total Investment			Output / Knowledge Gained
				Incidental Allowance	Warm Cloth Allowance	Other	
20	Training Course on Green, Ecological and Safe Food Storage Technologies for Developing Countries	1	11.10.2024 - 31.10.2024		–	–	Participants gained knowledge of advanced food storage technologies, enhancing food safety and reducing post-harvest losses.
21	Seminar on Agricultural Modernization Management for Developing Countries	1	10.10.2024 - 23.10.2024	USD 375- RMB 2100	75GBP	–	The seminar provided participants with insights into modern agricultural management practices, improving productivity and sustainability.
22	16th Session of TFNet Board of Trustees Meeting and the International Symposium on Tropical Fruits (ISTF2024)	1	21.10.2024 - 24.10.2024	USD200	–	Poster Printing Cost 5180/=	The session facilitated discussions on tropical fruit production, trade, and sustainability, leading to new research collaborations and policy recommendations.
23	Seminar on Tropical Agro-Tourism Development and Planning for Developing Countries	1	01.11.2024 - 14.11.2024	–	–	–	Participants learned about agro-tourism development strategies, promoting rural economic growth and sustainable tourism.
24	Global South I-Dialogue on Agriculture (GSiDA) 2024	1	07.11.2024 - 08.11.2024	USD 100	–	–	The dialogue facilitated policy discussions on agricultural development, trade, and food security in the Global South.
25	High- Level Policy Forum (HLPF) of the C-SUCSeS Project	1	14.11.2024 - 15.11.2024	USD 75		–	The forum strengthened policy frameworks for sustainable agriculture and rural development
26	International Training Programme on "Emerging Trends in Agricultural Technologies"	1	17.11.2024 - 26.11.2024	USD 250	–	–	Participants gained experience with innovative agricultural technologies, improving productivity and sustainability.
27	International Training Workshop on "Achieving Sustainable Development Goals: Financial Inclusion and Rural Transformation"	1	01.12.2024 - 12.12.2024	USD 300	–	–	The workshop equipped participants with financial inclusion strategies to drive rural development and economic empowerment.

ii.) Livestock Division

S/No.	Name of the Programme	No. of Employees Trained	Period of Program	Total Investment (Rs..000)	Nature of the programme (Local/Foreign)	Output / Knowledge Gained
				Local		
1	Joint "AAAS and AAAP" animal production congress in Melbourne, Australia.	1	2024.07.08 - 2024.07.12	Sponsored by the relevant institution.	Foreign	Contributed to the development of the institution and the sector.
2	National Coordinators Workshop and 13th Session of the Intergovernmental Techniacl Working Group on Animal Genetic Resources for Food and Agriculture, in Rome, Italy.	1	2024.11.17 - 2024.11.23	Sponsored by the relevant institution.	Foreign	Contributed to the development of the institution and the sector.
3	Training Course on Rainwater Harvesting and Utilization for BRI Partner Countries.	1	2024.06.27 - 2024.07.16	Sponsored by the relevant institution.	Foreign	Contributed to the development of the institution and the sector.

***Briefly explain how training programmes contribute to the performance of the organization.**

Being able to carry out duties efficiently and effectively by applying the knowledge, attitudes and skills acquired from training programs while performing duties.

Chapter 07 – Compliance Report

Agriculture Division - 01, Livestock Division - 02

No.	Applicable Requirements	Consistency Status (Complied/ Not complied)	If not complied, a brief explanation	Proper decision strategies that are proposed to prevent non-compliance in future
1	**The following financial statements / accounts have been submitted on due date**			
1.1	Annual Financial Statements	(1) Complied	(2) Not applicable	(2) prepared by Agriculture Division
1.2	Advance Accounts of Public Officers	(1), (2) Complied		
1.3	Business and Product Advance Accounts (Commercial Advance Accounts)		(1), (2) Not applicable	
1.4	Stores Advance Accounts		(1), (2) Not applicable	
1.5	Special Advance Accounts		(1), (2) Not applicable	
1.6	Other		(1), (2) Not applicable	
2	**Maintenance of Books and Documents (F.R. 445)**			
2.1	Updating and maintaining the fixed asset register as per Public Administration Circular No.267/2018	(1), (2) Complied		
2.2	Updating and maintaining personal payrolls / payroll cards	(1), (2) Complied		
2.3	Updating and maintaining the list of audit queries	(1), (2) Complied		
2.4	Updating and maintaining the record of internal audits	(1), (2) Complied		
2.5	Preparation of all monthly account summaries (CIGAS) and submition to the Treasury on due date	(1), (2) Complied		
2.6	Updating and maintaining the register of cheques and cash orders	(1), (2) Complied		
2.7	Updating and maintaining inventory	(1), (2) Complied		
2.8	Updating and maintaining a list of stocks	(1), (2) Complied		
2.9	Updating and maintaining the register on damages	(1), (2) Complied		

No.	Applicable Requirements	Consistency Status (Complied/ Not complied)	If not complied, a brief explanation	Proper decision strategies that are proposed to prevent non-compliance in future
2.10	Updating and maintaining the list of liabilities	(1), (2) Complied		
2.11	Updating and maintaining list of Sub-Leaflet Book (GAN 20)	(1), (2) Complied		
3	**Representation of Functions for Financial Control (F.R. 135)**			
3.1	Should have delegated financial powers within the instutition	(1), (2) Complied		
3.2	Should have informed the institution about the delegation of financial powers	(1), (2) Complied		
3.3	Should have delegated the financial power where every transaction could be authorized by two or more officers	(1), (2) Complied		
3.4	Acting under the control of the Accountants in using the Government Payroll Software Package as per Government Accounts Circular No. 171/2004 dated 11.05.2014	(1), (2) Complied		
4	**Preparation of Annual Plans**			
4.1	Preparation of Annual Action Plan	(1), (2) Complied		
4.2	Preparation of Annual Procurement Plan	(1), (2) Complied		
4.3	Preparation of Annual Internal Audit Plan	(1), (2) Complied		
4.4	Preparing the annual estimate and submitting the same to the National Budget Department (NBD) on due date	(1), (2) Complied.		
4.5	Should have submitted the Annual Cash Flow Statement to the Treasury Operations Department on the date	(1) Complied	(2) Not applicable	(2) prepared by Agriculture Division
5	**Audit Queries**			

No.	Applicable Requirements	Consistency Status (Complied/ Not complied)	If not complied, a brief explanation	Proper decision strategies that are proposed to prevent non-compliance in future
5.1	Should have answered all the audit queries by the date that has been fixed by the Auditor General	(1), (2) Complied		
6	**Internal Audit**			
6.1	Preparation of Internal Audit Plan according to F.R. (134) (2) DMA / 1-2019, after consultation with the Auditor General at the beginning of the year	(1), (2) Complied		
6.2	Should have replied the every internal audit report within one month of time	(1), (2) Not Complied	(1) There are delays in obtaining information from outside sources. (2) Replies to some audit reports have been received with a delay of more than a month .	(1) Institutions have been informed about this. (2) Relevant divisions have been informed to reply the internal audit reports without delay
6.3	Should have submitted the copies of all the internal audit reports to the Department of Management Audit in terms of sub-section 40 (4) of the National Audit Act No. 19 of 2018	(1), (2) Complied		
6.4	Should have submitted the copies of all the internal audit reports to the Auditor General in accordance with Financial Regulation 134 (3)	(1), (2) Complied		
7	**Audit and Management Committees**			
7.1	Should have convened at least 04 Audit and Management Committees during the relevant year as per DMA / 1-2019	(1), (2) Complied		
8	**Asset Management**			

No.	Applicable Requirements	Consistency Status (Complied/ Not complied)	If not complied, a brief explanation	Proper decision strategies that are proposed to prevent non-compliance in future
8.1	Should have submitted the information on purchases and disposal of assets to the Comptroller General's Office as per Chapter 07 of Asset Management Circular No. 01/2017	(1), (2) Complied		
8.2	Implementation of the provisions of that Circular in accordance with Chapter 13 of the above Circular. Should have appointed a suitable coordinating officer for coordination and reported the details of that officer to the Comptroller General's Office	(1), (2) Complied		
8.3	Should have conducted Bord of Survey as per Public Finance Circular No. 05/2016 and submitted the relevant reports to the Auditor General on due date	(1), (2) Complied		
8.4	Should have made provision for excess, deficiencies and other recommendations revealed by the Annual Board of Survey within the period specified in the Circular	(1), (2) Complied		
8.5	Disposal of unservicable goods in accordance with F.R. 772	(1), (2) Complied		
9	**Vehicle Management**			
9.1	Preparing daily running charts and monthly summary reports for pool vehicles and submiting to the Auditor General on due date	(1), (2) Complied		

No.	Applicable Requirements	Consistency Status (Complied/ Not complied)	If not complied, a brief explanation	Proper decision strategies that are proposed to prevent non-compliance in future
9.2	Should have carried out disposal of unserviceable vehicles within the period of less than 06 months after becoming of such vehicles uncervicable	(1) Not Complied (2) Not applicable	(1) The disposal of unserviceable vehicles in 2024 could not be completed in less than a year.	(1) The confidential report on the call for quotations for the disposal of unserviceable vehicles in the year 2024 has been approved, and steps have been taken to carry out further work with the Procurement Division.
9.3	Updating and maintaining vehicle log entry books	(1), (2) Complied		
9.4	Taking action on all vehicle accidents in accordance with F.R. 103, 104, 109 and 110.	(1) Complied (2) Not applicable		
9.5	Re-inspection of fuel burning of vehicles in accordance with the provisions of paragraph 3.1 of Public Administration Circular No.2016/30 dated 29.12.2016	(1) Not Complied (2) Complied (Fuel inspection has been carried out on several vehicles on occasion and fuel inspection is being conducted on other vehicles on a regular basis).	(1) In 2024, the officers of the Ministry carried out fuel inspection of vehicles while on duty outside Colombo, and only one vehicle was inspected for fuel.	(1) A committee has been appointed to inspect fuel consumption and necessary steps have been taken to conduct fuel inspection of pooled vehicles.
9.6	Should have taken over the full ownership of the log books of leased vehicles after the lease period is over	(1), (2) Complied		
10	**Bank Account Management**			
10.1	Should have prepared and certified the bank reconciliation statements on due date and submitted them for audit	(1), (2) Complied		
10.2	Should have settled sleeping bank accounts brought forward in the year under review or the previous years	(1), (2) Complied		

No.	Applicable Requirements	Consistency Status (Complied/ Not complied)	If not complied, a brief explanation	Proper decision strategies that are proposed to prevent non-compliance in future
10.3	Should have acted in accordance with the financial regulations regarding the balances revealed and adjusted in the Bank Reconciliation Statements and settled those balances within a period of one month	(1), (2) Complied		
11	**Funds Utilization**			
11.1	Incuring expenditure not exceeding the limit of provision made for the same	(1), (2) Complied		
11.2	Reaching liabilities at the end of the year after utilization of the provision provided in accordance with F.R. 94 (1) not exceeding the limit of provision	(1), (2) Complied		
12	**Advance Accounts of Public Officers**			
12.1	Compliance with the limits	(1), (2) Complied		
12.2	Should have done an analysis on outstanding loan balances	(1), (2) Complied		
12.3	Should have settled the outstanding debt balance remaining for more than one year	(1), (2) Not complied		
13	**General Deposit Account**			
13.1	Should have taken action for overdue deposits in accordance with F.R.571	(1), (2) Complied		
13.2	Updating and maintaining Control Accounts for the General Deposit	(1), (2) Complied		
14	**Imprest Accounts**			
14.1	Should have forwarded the balance of the cash book to the Treasury Operations Department at the end of the year under review	(1) Not complied (2) Complied		(1) There is an outstanding balance paid for election duties. (2) Information is provided to the Ministry of Agriculture.

No.	Applicable Requirements	Consistency Status (Complied/ Not complied)	If not complied, a brief explanation	Proper decision strategies that are proposed to prevent non-compliance in future
14.2	Should have been settled the actual interim imprest within one month of its completion immediate after according to F.R. 371	(1), (2) Complied		
14.3	Should have issued the actual interim imprest not exceeding the approved limit as per F.R. 371	(1), (2) Complied		
14.4	Reconciliation of imprest accounts balance with Treasury Books monthly	(1), (2) Complied		
15	**Revenue Accounts**			
15.1	Repayment had been made after collection in accordance with the relevant regulations	(1) Complied	(2) Not applicable	
15.2	Should have credited deposits directly collected to the deposit account without depositing into deposit accounts	(1), (2) Complied		
15.3	Should have submitted balance revenue reports as per F.R.176 to the Auditor General	(1), (2) Complied		
16	**Human Resource Management**			
16.1	Maintaining staff within the approved cadre limit	(1), (2) Complied		
16.2	Should have provided duty lists in writing to all staff members	(1), (2) Complied		
16.3	Should have submitted all the reports to the Department of Management Services in terms of MSD Circular No. 04/2017 dated 20.09.2017	(1), (2) Complied		
17	**Providing Information to the Public**			
17.1	Appointing an Information Officer in accordance with the Right to Information Act and Regulations and updating and maintaining a document of information	(1), (2) Complied		

No.	Applicable Requirements	Consistency Status (Complied/ Not complied)	If not complied, a brief explanation	Proper decision strategies that are proposed to prevent non-compliance in future
17.2	Information about the organization is provided through its website and should have made facilitation for the public to post commendations / allegations about the organization through the website or alternative channels.	(1) Complied (2) Not complied	(2) A separate website has not been developed for the Livestock Division. No agreements have been made for it.	(2) Information Technology Division has been informed to update the information in this division.
17.3	Should have submitted the reports twice or once a year as per sections 08 and 10 of the Right to Information Act	(1), (2) Complied		
18	**Implementation of the Citizens' Charter**			
18.1	Should have formulated and implemented a Citizen / Client Charter in accordance with the Management Circular No. 05/2008 and 05/2018 (1) of the Ministry of Public Administration	(1) Complied (2) Not complied	(2) Due to the lack of direct interaction with the public, the need for preparation has not yet arisen.	(2) Action will be taken to prepare in the future.
18.2	Should have prepared a methodology by the institution according to paragraph 2.3 of the circular to monitor and evaluate the Citizen's / Client's Charter	(1) Complied (2) Not complied	(2) Due to the lack of direct interaction with the public, the need for preparation has not yet arisen.	(2) Action will be taken to prepare in the future.
19	**Preparation of Human Resource Plan**			
19.1	Should have prepared a Human Resource Plan based on the Public Administration Circular No. 02/2018 dated 24.01.2018 - Annexure 02	(1), (2) Complied		
19.2	Should have ensured at least 12 hours of training per year for each member of the staff in the above HR Plan	(1), (2) Complied		
19.3	Should have signed annual performance agreements for the entire staff based on the format given in Annexure 01 of the above Circular	(1) Not required as per P.A.circular No. 02/2018 (I) dated 30.11.2023. (2) Complied		(2) Making Information and Communication Division aware of the matter.

No.	Applicable Requirements	Consistency Status (Complied/ Not complied)	If not complied, a brief explanation	Proper decision strategies that are proposed to prevent non-compliance in future
19.4	Should have appointed a Senior Officer and assigned the responsibilities of preparation of Human Resource Development Plan, Development of Capacity Building Programs, Implementation of Skills Development Programs in accordance with paragraph 6.5 of the above Circular (referred to in 19.1)	(1), (2) Complied		
20	**Respond to Audit Paras**			
20.1	Should have corrected the deficiencies pointed out in the audit paragraphs issued by the Auditor General for the previous years	(1), (2) Complied		

Plantation Industries Division

Chapter 01 - Corporate Profile

1.1. Vision, Mission, Objectives (Plantation Industries Division)

Vision

"A sustainable plantation economy - a rich country''

Mission

"Enhancing the export economy through sustainability, promotion and innovation of the plantation industry while elevating the social and economic status of the plantation community."

Purview

Identifying, implementing, guiding and monitoring necessary policies in collaboration with all relevant stakeholders for the sustainable development of the overall plantation industry aimed at attracting local and foreign markets by quality production, value addition and diversification through the adoption of research techniques, new technological tools and the optimum utilization of land, infrastructure development of plantation community and enhancing their social and economic well-being.

Objective

- To Improve Overall productivity of the plantation sector.
- To increase export revenue from plantation products.
- Uplifting the socio-economic conditions of all stakeholders in the value chain, including the plantation community.

1.2 Key Funtions

Key functions According to the special gazette No. 2355/10 dated 23 nd Octomber 2023

i.) Enhance international competitiveness for productivity in the plantation industry
ii.) Take necessary steps to foster value added products - related industries based on plantation crops that target the international market.
iii.) Matters relating to the development, promotion and research activities of tea, rubber and coconut industries
iv.) Limit to the maximum extent, the fragmentation of tea, rubber and coconut estates for human settlements
v.) Increase the use of new technology for the plantation crop industry
vi.) Increase the availability of raw material for rubber products industry through encouragement of small and medium scale rubber estate owners
vii.) Issuance of licenses related to tea and rubber
viii.) Promote rural tea cultivation and encourage small tea holders
ix.) Issuance of permits for export of tea
x.) Expansion of the international tea market for Ceylon Tea with the participation of both state and private sectors

xi.) Development of crop-based cultivation including lands owned by public and private plantation companies
xii.) Encouragement of rubber related products aimed at local and foreign markets
xiii.) Formulation and implementation of a plan for proper utilization of lands in the estate sector
xiv.) Issuance of licenses related to fragmentation of tea, rubber and coconut and their control
xv.) Implementation of a programme to encourage small plantation crop growers.
xvi.) Introduction of high yielding varieties to farmers in collaboration with research institutes.
xvii.) Expansion of export market opportunities and production of high value items through value addition to local products using modern technology.
xviii.) Take measures to direct small scale agri-entrepreneurs to the global economy by ensuring the security of the minor crops industry.
xix.) Provision of necessary incentives and facilities to increase the yield by supplying quality seeds and plants for minor crop cultivations.
xx.) Implementation of policies for promotion of sustainable resource use and bio protection including value added production.
xxi.) Development of local crops such as cinnamon and pepper for the export market under the Sri Lanka Brand instead of re -export.
xxii.) Establish export villages for small plantation crops.
xxiii.) Development, promotion and research on coconut, kithul and palmyrah related industries.
xxiv.) Development of strategies to meet the local demand for coconut, and to export of value -added products of coconut, thambili and kurumba.
xxv.) Optimum utilization of plantation lands through multiple cropping and integrated farming, thereby increasing production and employment.
xxvi.) Introduction of high yielding coconut plant varieties, taking into consideration geographical factors.
xxvii.) Development of technology infused coconut, kitul and palmyrah based industries targeting the local and foreign markets.

1.3 Affiliated Institutions Under the Purview of the Ministry of Plantation

Affiliated Institutions assigned to the Ministry as per the Extra Ordinary Gazette No.2355/10 dated 23rd Octomber 2023

i.) Sri Lanka Tea Board
ii.) Tea Research Institute
iii.) Tea, Rubber and Coconut Estates (Control of Fragmentation) Board
iv.) Tea Shakthi Fund
v.) National Institute of Plantation Management
vi.) Tea Small Holdings Development Authority
vii.) Rubber Development Department
viii.) Rubber Research Institute
ix.) Sri Lanka Rubber Manufacturing and Export Corporation

x.) Thurusaviya Fund
xi.) Sri Lanka Cashew Corporation
xii.) Spices and Allied Products Marketing Board
xiii.) Coconut Cultivation Board
xiv.) Coconut Development Authority
xv.) Coconut Research Institute
xvi.) Palmyrah Development Board
xvii.) Kitul Development Board
xviii.) Kapruka Fund
xix.) Export Agriculture Department

1.4 Organizational Chart

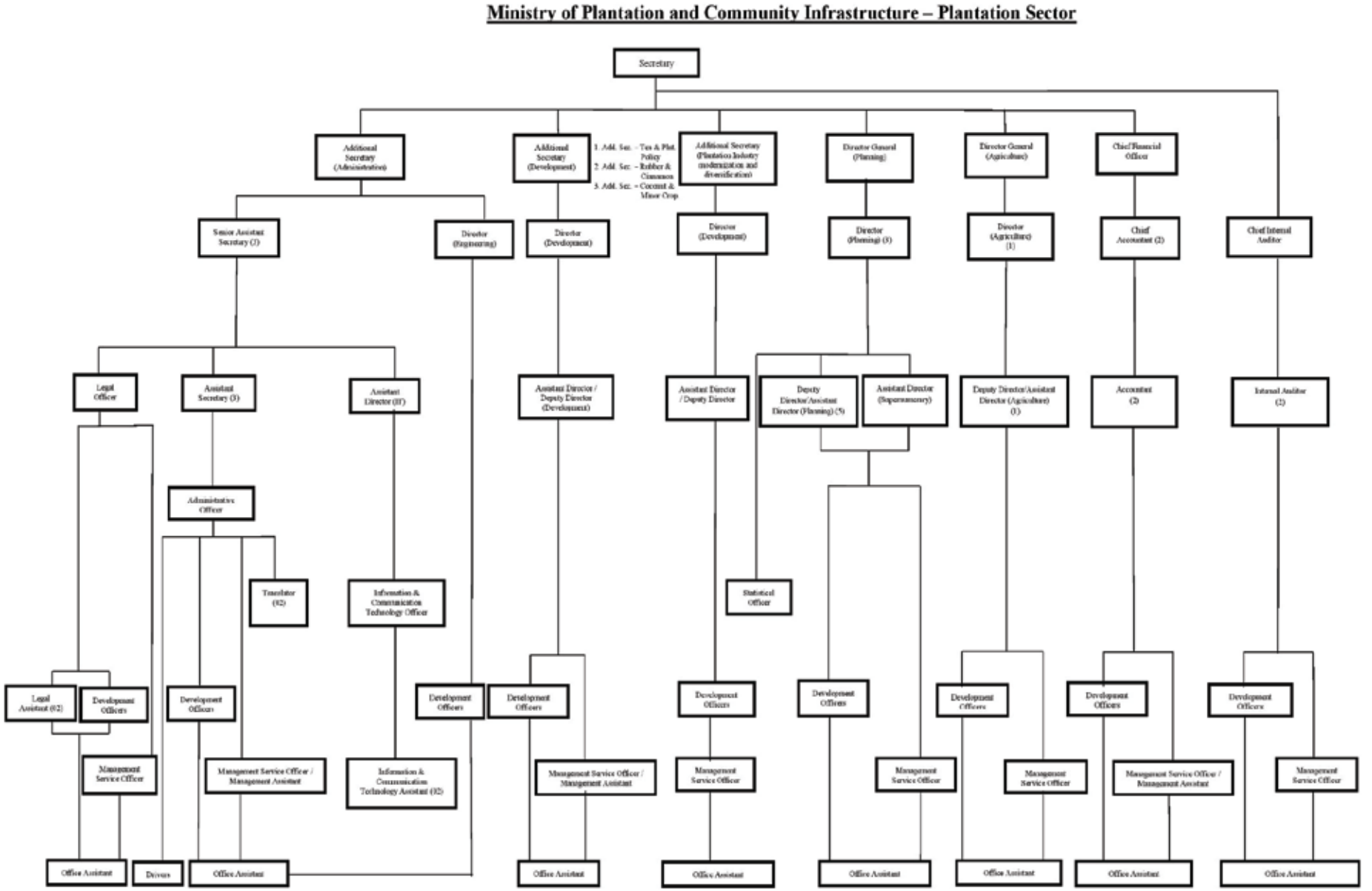

1.5. Foreign Funded Projects

Smallholder Tea and Rubber Revitalization (STaRR) Project

Project Summary

Project total investment	US$ 65.4 Mn Rs. 9,401 Mn.
Project commenced date	26.04.2016
Project Period	2016 – 2024
Contribution of funds	International Fund for Agriculture Development (IFAD), Government of Sri Lanka (GOSL)

- **Financial Progress of Smallholder Tea and Rubber Revitalization Project**

Financial Progress as at 31.12.2024

Sources of Financiers	Total Budget Allocation 2023 (Rs. Mn.)	Expenditure (Rs. Mn.)
International Fund for Agriculture Development (IFAD)	200.00	54.09
Government of Sri Lanka (GOSL)	78.00	78.00
Total	**278.00**	**132.09**

The Implementation of the Project ended on 30.09.2023. The closer of the Project was carried out from 01.10.2023 to 31.03.2024.

Agriculture Sector Modernisation Project (ASMP)

- **Project Summary**

Total project cost	USD 59.66 Mn (48.62 USD changes have been made.)
Project start date	2017.03.17
Project duration	From 17.03.2017 to 31.12.2021 (Extended up to 31.12.2024.)
Fund contribution	Government of Sri Lanka (GOSL), World Bank (WB)

- **Progress as per expected performance from 2017.03.17 to 31.12.2024 up to date**

Indicator	Project Completion Target	Progress as at 2024.12.31
Direct project beneficiaries (Number) - (Core)	100,000	130,000
Female beneficiaries (Number - Supplemental) - (Core)	40,000	52,000
Clients who have adopted an improved agriculture technology promoted by the project – (Productivity Indicator); (Number) - (Core)	70,500	39,321
Clients who adopted an improved agriculture technology promoted by the project – female (Productivity Indicator) (Number) - (Core)	28,000	22,029

Increase in average value of sales of agriculture products due to project interventions (Market Access Indicator) (Percentage)	25	45.3
New jobs generated through investments in agribusiness organizations under the project (Value addition Indicator) (Number, gender disaggregated)	9,900	7,923
New jobs generated through investments in agribusiness organizations under the project (Value addition Indicator) (Number; female version of above)	3,960	4,773
Total number of projects under the window 01	1,000	1,277
Total number of small-scale projects under the window 01	300	340
Total number of clusters projects under the window 01	700	937
Number of (large) matching grants approved under the Window 2 (or B)	160	171
Share of project-supported famer producer organizations making profit (percent)	70	77.7
Share of project-supported women-led famer producer organizations making profit (percent)	70	75
Share of Matching Grant recipients operating based on approved business plans (percentage)	80	95
Share of matching grant recipients reporting improved access to markets (percentage)	50	90
Client days of training provided (Number) - (Shared with C2)	50,000	82,984
Client days of training provided – female (Number) - (Shared with C2)	20,000	40,938

Chapter 02 - Progress and Future Outlook

It is expected to achieve the following targets in the year 2025 – 2028 by providing policy guidance to the Ministry and affiliated institutions and formulating policies in relation to the subject of plantation, in comformity with the prescribed laws, acts and ordinance and implementation of projects under the National Budget State Invesment and National Development Programme for the creation of an export focused plantation industry infused with new technology.

2.1 Target of Export Revenue in Plantation Sector (US $ Mn)

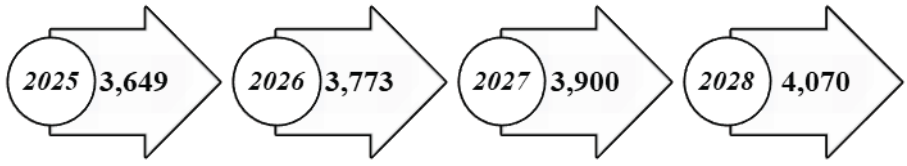

Export Earnings Per Crops and Targets

Plantation crops	2024				2025		2026		2027		2028	
	Target		Actual		Target		Target		Target		Target	
	Rs.Mn	US$ Mn.	Rs.Mn	US$ Mn	Rs.Mn	US$ Mn	Rs.Mn	US$ Mn	Rs.Mn	US$ Mn	Rs.Mn	US$ Mn
Tea	471,120.00	1440.00	433,473.00	1,435.00	439,000.00	1,480.00	444,000.00	1,500.00	449,000.00	1,520.00	454,000.00	1,530.00
Rubber	320,000.00	989.00	302,749.00	1,001.00	306,000.00	1,007.00	310,000.00	1,020.00	312,000.00	1,027.00	315,000.00	1,037.00
Coconut	275,000.00	852.00	257,921.14	854.93	270,000.00	900.00	275,000.00	950.00	280,000.00	1,000.00	297,000.00	1,100.00
Kithul	425.00	1.31	380.00	1.30	413.00	1.40	459.00	1.56	506.00	1.71	553.00	1.87
Palmyrah	62.00	0.193	228.70	0.78	67.00	0.209	72.00	0.2246	77.00	0.2402	82.00	0.28
Cashew	342.00	1.05	303.12	1.01	333.00	1.16	366.00	1.28	403.00	1.41	443.00	1.54
Cinnamon	80,000.00	250.00	67,982	226.00	75,000.00	260.00	80,000.00	300.00	85,000.00	350.00	90,000.00	400.00
Total Export Revenue	**1,146,949.00**	**3533.553**	**1,063,036.96**	**3,520.02**	**1,090,813.00**	**3,649.77**	**1,109,897.00**	**3,773.06**	**1,126,986.00**	**3,900.36**	**1,157,078.00**	**4,070.69**

2.2 Overall Performance of Plantation Sector

• Tea Sector

Description	2023	2024		Target		
		Target	Actual	2025	2026	2027
Production (Mn. Kg.)	256.05	268.75	262.16	275.00	287.00	315.70
Export Revenue (Rs. Bn.)	428.29	471.12	433.47	518.23	570.05	627.06
Export Revenue (U.S.D. Bn.)	1.30	1.44	1.43	1.58	1.74	1.91
Export quantity (Mn. Kg.)	241.91	248.96	245.79	266.68	277.69	333.31

• Rubber Sector

Description	2023	2024		Target		
		Target	Actual	2025	2026	2027
Production (Mn. Kg.)	64	76	69	73	77	80
Export Revenue (Rs. Mn.)	304,770	320,000	302,749	306,000	310,000	312,000
Export Revenue (U.S.D. Bn.)	0.93	0.99	1.00	1.01	1.02	1.03
Export quantity (Mn. Kg.)	72	80	80	85	90	95
Export quantity (Units)	23,505,133	30,000,000	30,904,424	35,000,000	40,000,000	45,000,000

• Coconut Sector

Description	2023	2024		Target		
		Target	Actual	2025	2026	2027
Supply of seedlings (seedlings Mn.)	1.05	2.00	2.00	2.50	2.00	2.00
Coconut yield (Nuts Mn.)	3,168.84	-	2,791.80	2,875	3,050	3,250
Export Income (Rs. Bn.)	229.00	275.00	258.00	270.00	275.00	280.00
Export Income (US$ Bn.)	0.700	0.852	0.855	0.900	0.950	1.00

• Kithul Sector

Description		Annual Progress (Rs. Mn)		Target		
		2023	2024	2025	2026	2027
Export Income	Jaggery	208,573	249,324	247,902	304,272	333,642
	Kithul honey	86,816	85,745	97,717	106,428	115,139

- **Palmyrah Sector**

Description	2023	2024		Target		
		Target	Actual	2025	2026	2027
Export Income (Rs. Mn.)	57.84	62	228.7	67	72	77
Export Income (US$ Mn.)	0.18	0.19	0.78	0.21	0.22	0.24

- **Cashew Sector**

Description	2023	2024		Target		
		Target	Actual	2025	2026	2027
Production (Mn. Kg.)	13.014	14.315	-	15.747	17.322	19.054
Export quantity (Mt)	0.311	0.342	0.303	0.333	0.366	0.403
Export Income (Rs. Mn.)	0.00095	0.00150	0.00101	0.00116	0.00128	0.00141
Export Income (US$ Mn.)	0.07	0.08	0.10	0.12	0.13	0.14

- **Cinnomon Sector**

Description	2023	2024		Target		
		Target	Actual	2025	2026	2027
Production (Mn. Kg.)	24.48	25	24.9	26	28	30
Export Income (Rs. Mn.)	70,063.92	73,800	67,982.41	75,000	80,000	85,000
Export Income (US$ Mn.)	214	225	226	260	300	350
Export quantity (Mn. Kg.)	20.13	20.5	19.93	22	23	25

2.3 Activities carried out for the betterment of the plantation sector in the year 2024

Tea Sector

Tea Development and Plantation Policy Division

- As per the five years strategic plan for the years 2021-2025 prepared by the team of experts from the Agriculture Faculty of the University of Peradeniya under the instructions of the Ministry of Plantation Industries to overcome the challenges faced by the tea industry, the relevant activities were carried out in the year 2024 as well. The strategic plan of the tea sector for the years 2025 – 2029 was prepared with the participation of tea sector institutions and stakeholders. The relevant draft was revised incorporating comments and suggestions and re-submitted to all stakeholders by e-mail for their comments.
- In relation to the plantation sector, an agroforestry programme has been started in two Estates called Halgolla Estate (Tea Cultivation) of Kelani Valley Plantations and Muruthenge Estate (Coconut Cultivation) of Kurunegala Plantation Limited under the assistance of the Netherlands Government. The project related activities are coordinated by the International Union for Conservation of Nature (IUCN). Accordingly, the project which is currently in its final stage is to be completed in the year 2025. Therefore, the final Project Advisory Committee has been scheduled to be held in the last week of January. A Manual of Guidelines on agroforestry is expected to be issued thereat.

- Coordinating the "National Sustainable Biomass Growth and Sourcing Programme" for the tea industry, Kalubowitiana Tea Factory Limited, Balangoda - New Hopewell, Nilwala, Aruna, Evergreen, Harangala and Avissawella tea factories have come forward to carry out its pilot project and a workshop with the participation of their field officers was held at the National Institute of Plantation Management in Athurugiriya. In this regard, training programmes were held for the officials of the Tea Small Holdings Development Authority and the Sri Lanka Tea Board, and online discussions were also held. As well, a programme was conducted on 20th December 2024 with the participation of relevant stakeholders to review the guidelines for the National Sustainable Biomass Growth and Sourcing Programme. At present, Balangoda New Hopewell Tea Factory, which has participated in the pilot project, is installing a Wood Chip Machine.
- The Ministry of Plantation and the Unilever Sri Lanka (Limited) have signed a Memorandum of Understanding in April 2024 to introduce renewable agriculture and national sustainable standards in the plantation sector and the following activities in relation to the goals of renewable agriculture / zero carbon emissions, globally recognized local sustainable standards and provision of deforestation free tea have been carried out in coordination with the sector. Accordingly, under the introduction of globally accepted local sustainable standards, this division is conducting the programme conducting and monitoring in accordance with the Public-Private-Public Partnership (PPP) approach to prepare standards for the tea sector. Accordingly, an awareness programme related to this process was held on 19th December 2024 at the Bandaranaike Memorial International Conference Hall with the participation of Hon. Deputy Minister of the Ministry, Ministry officials including the Secretary to the Ministry, officials of the Sri Lanka Standards Institution, representatives from the Unilever Sri Lanka and stakeholders representing the tea value chain, including local and foreign experts in the tea industry.

  Accordingly, the Sri Lanka Standards Institution (SLSI) has given time till 05th January to get further proposals and comments for the GAP standardization for the tea sector which was drafted with the participation of all the stakeholders in the tea sector and directed to get public comments/suggestions.
- Small and Medium-Sized Enterprises Line of Credit (SMELoC) Project under Asian Development Bank (ADB) Loan Scheme and JFPR Grant (Japan Fund for prosperous and Resilient Asia and the Pacific)
  - The project implemented to develop the tea industry through economic empowerment of small and medium scale estates owners who contribute 75% of tea production in Sri Lanka is being implemented in collaboration with the Ministry of Finance, the Ministry of Plantation, the Sri Lanka Tea Board, the Tea Small Holdings Development Authority and 13 qualified financial institutions to meet the short and long term financial requirements for the components of infilling, tea replanting, new planting, irrigation, nursery development and mechanization.
  - The ADB and JFPR funded project has been initiated to introduce the mobile application that provides technology information and the mobile application

that facilitates the tea entrepreneurs to connect to the market and various services, using information and communication technology to strengthen the tea value chain.

Rubber and Cinnamon Sector

- Initiating works to merge the Rubber Replanting Subsidy Act and the Thurusaviya Fund Act into a single Act.
- Conducting Rubber Industry Master Plan Oversight Committee (RIMPOC) twice.
- Coordinating the Capacity Building Project (RIVER Project) for 6,000 Rubber Smallholders in Monaragala District.
- Carrying out the activities of the Ministry in the Carbon Market Access Project based on rubber cultivation in the Monaragala District.
- Facilitating the Committee to investigate the potential for the promotion of Technically Specified Rubber (TSR) products and suitable factories for the purpose in Sri Lanka.
- Making amendments to the Rubber Control Act No.11 of 1956 has been initiated. (To replace the corporate name "Rubber Control Department" with the term "Rubber Development Department and to replace the post of "Rubber Controller" with the post of "Director General").
- Rescinding the clauses related to the Rubber Replanting Subsidy Fund in the Rubber Replanting Subsidy Act No. 36 of 1953 has been initiated.

Coconut, Kithul and Palmyrah Sectors

- Supplying the country's coconut requirement of 4200 million nuts by 2030 and with the main objective of increasing export earnings to US$ 1,500 million, the Ministry is preparing a ten-year roadmap and a five-year strategic plan for the coconut sector with the participation of all stakeholders in the sector, in collaboration with the United Nations Industrial Development Organization.
- Preparation of a 10-year road map, including the entire value chain from the grower to the exporter, specifying their role and responsibilities enabling to obtain maximum benefits from the coconut sector.
- Regulating the role of the Coconut Research Institute and the Coconut Cultivation Board in relation to the control of Weligama Loconut Leaf Wilt Disease.
- Preparing a joint programme with all related parties to reduce diseases and pest damages and wild animal damages in coconut cultivation.
- Carrying out activities with the International Coconut Community (ICC) and coordinating activities related to holding the 60th Session of the International Coconut Community in the year 2024.
- Monitoring the development projects carried out by the Coconut Development Authority, Coconut Cultivation Board, Coconut Research Institute, Kithul Development Board and Palmyrah Development Board
- A Cabinet Memorandum on "Taking measures to safeguard the Domestic Coconut Oil Industry" has been submitted. In terms of its approval,

- Testing the quality of the domestic coconut oil products by the testing laboratories of the Coconut Development Authority. As well, arrangements are being made to introduce them to the market with a logo as CDA approved domestic coconut oil after obtaining the quality certifications recommended by the Coconut Development Authority for the above coconut oil factories.
- A draft gazette on Regulating the import of coconut-based products has been submitted to the Legal Draftsman. In addition, the following 4 drafts are also expected to be prepared and submitted for approval.
    I. Coconut and coconut-based products: Registration of new manufacturers and new millers.
    II. Coconut and coconut-based products: Annual renewal of registration and cancellation of the registration of manufacturers and millers.
    III. Granting licenses to coconut and coconut-based products exporters and cancellation and suspension of licenses.
    IV. Determination of quality standards of coconut and coconut-based products.

Minor Crops Sector

- Carrying out relevant activities to amend the Promotion of Export Agriculture Act, No. 46 of 1992.
- Coordinating with the Department of Export Agriculture, Sri Lanka Cashew Corporation and Spices and Allied Products Marketing Board.

2.4 Activities proposed to be carried out for the betterment of the plantation sector in the year 2025

Tea sector

- Carrying out activities as per the strategic plan prepared for the period from 2025 to 2029 to overcome the challenges faced by the tea industry.
- Establishing a common structure with the membership of tea land owners organized according to the location of tea small holdings and medium-scale estates and forming societies by mobilizing the tea growers who supply green leaf to each factory.
- Implementating the Sustainable Biomass Programme in 08 tea factories as pilot projects under the “National Sustainable Biomass Development Source Programme”.
- Developing Good Agricultural Practices (GAP) standards to introduce a globally accepted local standardization for the tea sector in Sri Lanka. Introducing a single logo for Good Agricultural Practices (GAP). Carrying out relevant activities to obtain membership of the Global Organization for International Credible Sustainability Standards.
- Conducting programmes for granting incentives to stakeholders including growers, producers and exporters engaged in the sector while maintaining consistent quality and good practices in production of tea.
- Preparation of a ten-year road map for the entire plantation sector in collaboration with UNIDO.

- Conducting a programme for certification of planting material (of tea plants) to ensure quality in the tea sector.
- Conducting awareness programmes and training programmes on the activites related to the development of mobile applications for the tea sector under the Asian Development Bank (ADB).

Rubber and Cinnamon Sector

- Coordinating the Capacity Building Project (RIVER Project) for 6,000 Rubber Smallholders in Monaragala District.
- Preparation of Cinnamon Development Act.
- Initiating works to merge the Rubber Replanting Subsidy Act and the Thurusaviya Fund Act into a single Act.
- Making amendments to the Rubber Control Act No.11 of 1956. (To replace the corporate name "Rubber Control Department" with the term "Rubber Development Department and to replace the post of "Rubber Controller" with the post of "Director General")

Coconut, Kithul and Palmyrah Sectors

- Supplying the country's coconut requirement of 4200 million nuts by 2030 and with the main objective of increasing export earnings to US$ 1,500 million, the Ministry is preparing a ten-year roadmap and a five-year strategic plan for the coconut sector with the participation of all stakeholders in the sector, in collaboration with the United Nations Industrial Development Organization.
- The 2025 Budget Speech has allocated Rs. 500 million to strengthen the Northern Coconut Triangle, which was initiated to connect the three areas of Point Pedro, Seelavathura, and Kokila in the Northern Province of cover the districts of Jaffna, Kilinochchi, Mullaitivu, Mannar and Vavuniya, a subsidy of Rs. 13,000 per acre is to be provided to the growers who cultivate 16,000 acres of coconuts and obtain coconut seedlings under systematic cultivation to construct a public supply system, and the necessary audit work will be carried out.
- With the expectation of increasing the productivity of coconut cultivation, the necessary arrangements will be made to provide 56,700 metric tons of mixed fertilizer to coconut growers as subsidies, with the participation of the Russian Federation and the Urals Coal Company, at a rate of four thousand metric tons per month from the end of March 2025.
- Undertake coordination activities necessary to implement the Rs. 84 million a project allocated for the Weligama Coconut Leaf Wilt disease, control of Whitefly pest and Brontispa pest disease in Coconut Cultivation from 2025 budget.
- In order to minimize the impact on the local consumer and the local coconut industry due to the decrease in local coconut production and the increase in demand, the Coconut Research Institute has recommended the necessary coordination and management to allow the import of a capacity equivalent to two hundred million

coconuts on a duty-free basis for the production of frozen coconut milk, coconut milk powder and coconut milk directly to the coconut industry.

- Appointing a committee to regulate imported coconut oil with the aim of protecting the local coconut oil industry.
- Conserving moisture in coconut cultivation areas to increase coconut yields, Minimizing the country's coconut shortage by increasing coconut yields through the construction of water supply systems on existing coconut lands, since failure to follow proper agricultural practices is another reason for the decline in coconut production, it is necessary to coordinate and implement projects to introduce good agricultural practices for coconut.
- Monitoring of projects implemented by Coconut Cultivation Board, Coconut Development Authority, Coconut Research Institute, Chilaw Platation and Kununegala Plantation Ltd.

Minor Crops Sector

- Introducing a bank loan scheme for small and medium scale entrepreneurs engaged in minor crops sector.

2.5. Other special activities carried out by the Plantation Division

- **Cabinet Decisions and related Progress**

Serial No.	Special policy decision made	Progress
01.	In terms of the Cabinet Decision No. අමෙ/24/1378/612/059 dated 11/06/2024, importing Cup Lumps to Technically Specified Rubber Factories in Sri Lanka under the Scheme for Temporary Import for Export Processing (TIEP).	Based on the observations made in terms of the Cabinet Decision, Ministry of Plantation, Ministry of Industry and Entrepreneurship Development and technically specified industrialists are working together to enter into a Memorandum of Understanding.
02.	In terms of the Cabinet Decision No. අමෙ/24/1601/612/030-1 dated 21.08.2024, taking measures to safeguard the Domestic Coconut Oil Industry.	An arrangement is being made to test the quality of the products by the testing laboratories of the Coconut Development Authority and after obtaining the quality certifications recommended by the Coconut Development Authority for the coconut oil factories, introducing them to the market with a logo as CDA approved domestic coconut oil.
03.	In terms of the Cabinet Decision No. අමෙ/24/2319/813/006 dated 06.01.2025, distribution of Muriate of Potash (MPO) for Coconut cultivation.	Necessary further actions are being taken to mix the fertilizer and sell it at a concessionary price, and it has been planned to initiate the distribution within the first week of March 2025.

04.	In terms of the Cabinet Decision No. අමප/24/0504612/029 dated 25.03.2024, holding the 52nd Annual International Conference of the International Pepper Community (IPC) in Sri Lanka.	The conference was successfully held on 18th, 19th, 20th and 21st November 2024.
05.	In terms of the Cabinet Decision No. අමප/24/0189/612/015 dated 06.02.2024, importing Cashew Nuts in Shell for Domestic Consumption.	Import licenses were issued to 30 small and medium-scale entrepreneurs engaged in the cashew industry to import cashew nuts in shell from December 2023 to 30th June 2024. Approval has been granted to import 545.69 mt. of cashew nuts in shell.
06.	In terms of the Cabinet Decision No. අමප/24/1566/612/070 dated 12.08.2024, improving the yield and quality of Tea in Sri Lanka.	In terms of the Cabinet Decision, the Sri Lanka Tea Board has been informed to submit a detailed report including information on the relevant scope, implementation method, financial requirement and monitoring and guidance as per the format of the Department of National Planning and the report required for the purpose is being prepared by the Sri Lanka Tea Board.
07.	In terms of the Cabinet Decision No. අමප/24/1576/612/072 dated 21.08.2024, providing a fertilizer subsidy to tea growers for rehabilitation of tea cultivation.	The distribution of chemical fertilizers to provide the fertilizer subsidy to tea growers is carried out through the Sri Lanka Tea Board and the Tea Small Holdings Development Authority and the amount of fertilizer distributed through the tea factories of the Sri Lanka Tea Board and the tea societies of the Tea Small Holdings Development Authority is 15,825 (M.T.).
08.	In terms of the Cabinet Decision No. අමප/ 24/1391/612/061 dated 05.08.2024, Seeking approval to sign an Agreement between the International Centre for Research in Agroforestry (ICRAF) and the Department of Export Agriculture on Equipment- Assignment.	The Agreement on Equipment- Assignment was signed on 04th September 2024.

2.6 Special Activities done by the Tea Rubber Coconut (Control of Fragmentation) Board

- **Land Unit wise Received Applications (From 01.01.2024 to 31.12.2024)**

No of aaplications recievd	Method of Transfer	Extent of land applied			Extent of land approved		
		Acres	Roods	Perch	Acres	Roods	Perch
115	Single Units	1,492	03	35.55	1,051	01	4.30
146	Bank Mortage	2,705	00	12.40	2,318	00	30.51
584	Other Transfers	8,440	03	32.75	5,461	00	33.07
845	**Total**	**12,639**	**00**	**0.7**	**8,830**	**02**	**27.88**

- **Crop wise Received Applications**

No. of Applications Received (from 01.01.2024 to 31.12.2024)				
Crop	**No. of applications**	**Extent of land (applied)**		
		Acres	**Roods**	**Perch**
Coconut	640	9,345	00	7.97
Rubber	38	529	00	16.12
Tea	39	953	01	11.82
Other	128	1,811	02	4.79
Total no. of applications	**845**	**12,639**	**00**	**0.7**

2.7 Progress of Special Development Projects (As at 31.12.2024)

Financial and Physical Progress of the Projects to which provisions were directly allocated by Budget Estimates

.

Project Name	Approved Provisions 2024 (Rs. Mn)	Financial Progress (Rs. Mn.)	Physical Progress
Implementing Division: Rubber and Cinnamon Development Division			
Implementation of the Rubber Master Plan Establishing new rubber plantations in Monaragala, Ampara and Badulla Districts	25.00	20.79	• 60,000 rubber saplings have been distibuted and planted in 115 Ha
Recommencement of tapping for rubber lands untapped due to the labour shortage in Ratnapura and Kegalle districts.			• 05 awareness programmes have been conducted for land owners. • Training programmes have been completed for 195 tappers.
Enhancing intercropping by mitigating animal damage to the new rubber plantation in South Pannalgama, Ampara			• Initial awareness has been done to start inter-cropping in the new rubber plantation. • Construction work is being done after obtaining the approval for the construction of the elephant fence around the rubber cultivation area
In Nontraditional rubber growing area, latex sellers and buyers can get accurate readings response to temperature varitaions through introducing Ready Reckoner chart.			• 08 training programmes have been conducted.

Project Name	Approved Provisions 2024 (Rs. Mn)	Financial Progress (Rs. Mn.)	Physical Progress
To raise awareness about the implementation of the National Plan to reduce the impact of ringed leaf spot disease.			• 8 training programs have been conducted in Kegalle, Kalutara, Ratnapura and Monaragala
Screening of Drought/Stress Tolerant Hevea Clones for Sustainable Rubber Cultivation in Marginal Areas			• Field establishment of 05 acres with drought stress tolerant clones has been completed.
Developing a long-lasting hat-style rain guard			• Fabricating a rain cover in the form of a hat and attaching it to 80 trees in the field.

Implementing Agency: Kapruka Fund			
Projects	**Approved Provisions 2024 (Rs. Mn)**	**Financial Progress (Rs. Mn.)**	**Physical Progress**
Providing microfinance facilities under concessionary conditions to entrepreneurs in coconut-related small and micro-scale industries.	7.08	7.08	• 34 financed industrial projects have been completed and referred to financial institutions. • 172 monitoring visits and field inspections were conducted to make the beneficiaries and financial institutions aware and to coordinate project formulation activities.
Developing and maintaining coconut-based products and market intelligence database.	0.18	0.11	• 6,000 required questionnaires have been printed based on the pre-assessment and secondary data collection of industry survey.
Developing and promoting market opportunities for small and micro entrepreneurs' products.	0.53	0.30	• 05 Trade Shows were organized and conducted for products of small and micro scale industries. (Gampaha, Galle, Matara, Matale and Marawila)
Providing microfinance facilities for livelihood development projects of coconut smallholders.	4.04	4.04	• 22 financed land development projects have been completed and referred to financial institutions. • 162 monitoring visits and field inspections were conducted to make the beneficiaries and financial institutions aware and to coordinate project formulation activities.
Strengthening and enhancing the performance of Kapruka Societies.	1.82	1.80	• The No. of Kapruka Societies monitored and empowered is 132. • The No. of new Kapruka Societies formed is 24.

Implementing Agency: Kapruka Fund			
Projects	**Approved Provisions 2024 (Rs. Mn)**	**Financial Progress (Rs. Mn.)**	**Physical Progress**
			• The No. of awareness programmes conducted for the officers of Kapruka Societies is 24.
Improving the knowledge, attitudes and skills of the officers of Kapruka Fund.	1.15	0.97	• 02 leadership training programmes were conducted and the No. of beneficiaries was 280.
Development of Management Information System.	2.25	1.60	• 06 computer systems and other peripheral devices were provided to the Regional Offices.
Regulating, monitoring and evaluating development activities.	2.35	2.35	• 39 monitoring and regulation of development programmes have been carried out.

Project Name: Programme for Control of Weligama Coconut Leaf Wilt and Rot Disease			
Implementing Agencies: Coconut Cultivation Board, Coconut Research Institute and Matara District Secretariat			
Project Name	**Approved Provisions 2024 (Rs. Mn)**	**Financial Progress (Rs. Mn)**	**Physical Progress**
Coconut Cultivation Board			
Identifying, marking and removal of 5,500 diseased palms.	63.62	61.83	• 6,986 diseased palms were marked and 8,506 palms were removed. • 5,279 unremoved palms were injected.
Coconut Research Institute			
Identifying, marking and removal of 2000 diseased palms.	23.50	20.11	• 2,060 diseased palms were marked and 1,424 palms were removed. • 644 unremoved palms were injected.
Matara District Secretariat			
Payment of compensations for 4,078 removed palms.	12.38	12.34	• Compensations have been paid for 4,078 palms.
Project	**Approved Provisions 2024 (Rs. Mn)**	**Financial Progress (Rs.Mn.)**	**Physical Progress**
Implementing Agency: Plantation Management Monitoring Division			
Project for Cadastral Survey in Estate Lands. (2024-2027)	50.00	33.37	• Surveying of 11 estates has been done and preliminary maps have been prepared.

Project	Approved Provisions 2024 (Rs. Mn)	Financial Progress (Rs.Mn.)	Physical Progress
Research and Development Projects in the Plantation Sector (60 Rs.Mn.)			
Tea Sector			
Implementing Agency - Tea Research Institute			
Project to establish seed gardens to produce improved seeds resilient to climate changes.	0.90	0.90	• **Garden established** Kalutara District - 02 Galle District - 03 Matara District - 01 Kandy District - 01 Badulla District - 03 Ratnapura District - 02 • **Estates under rehabilitation** 95% of the rehabilitation and maintenance works in the estates such as Hanthana, Rathnapura, Sapumalkanda Estate and Deraniyagala have been completed.
Expansion of mother bush areas of tea cultivation.	13.10	13.10	• New mother bush cultivars have been established in 3.7 hectares. • Rehabilitation grasses have been planted in 11.5 hectares. Planting of rehabilitation grasses in the remaining 2.5 hectares has been initiated.
Survey for Identifying the nematode pest prevalence trends in tea growing regions of Rathnapura District	0.48	0.48	• A TOT program on nematode sampling was conducted. 50 samples were analyzed for nematode estimation. Sampling and analysis are ongoing.
Implementing Agency - Tea Small Holding Development Authority			
Project on ensure accurate land mapping through the application of GPS technology.	7.50	7.50	• 15 GPS technical devices have been purchased.
Implementing Agency - Tea Development & Plantation Policy Division			
Development of the Plantation Sector Policy Framework.	0.12	0.04	• Necessary amendments have been made to the draft of the Policy Framework having considered the observations of the Department of National Planning and submitted. As well, based on the instructions of the said Department, the draft for the Cabinet Memorandum has been prepared and submitted to the Department. After receiving approval of the Cabinet of Ministers, the relevant awareness programmes are to be conducted.

Conducting a workshop for integrated Urban Development & Climate resilience project.	0.14	0.13	• The workshop for integrated Urban Development & Climate resilience project has been conducted.
Ministry of Plantation and community infrastructure with Galle District Secretariat and Urban Development Authority			
Payment of the additional amount increased after the revision of VAT rates for water supply to the Holuwagoda park premises and building.	0.024	0.024	• Water supply has been provided to Holuwagoda Park premises and building.
Release of funds for the inaugural program for the construction of the Holuwagoda Plantation Industrial Eco-Tourism Park.	0.999950	0.999950	• The groundbreaking ceremony for the construction of the Holuwagoda Plantation Industrial Eco-Tourism Park has been completed.
Rubber Sector			
Implementing Agency – Rubber Research Institute.			
Screening of drought /stress tolerant Hevea clones for sustainable rubber cultivation in marginal areas	1.51	1.51	• RNA sequencing has been completed, and RTPCR testing is currently underway.
Studies on the biology and epidemiology of the Pestalotiopsis Leaf fall disease and to gdevelop effective management strategies	10.74	10.74	• Fifteen field trials for application of fungicides and cocktail mixtures are planned for 2024, out of two trials were high effective and confirmed. Expect to extend the experiment with regional plantation company in 2025. • A national plan for a community-based disease control program has been launched, with four regional training programs held to combat leaf-spot disease. • Ongoing research is focused on identifying disease-promoting clones, with observations on 50 clones in various environments. • Copper oxychloride fungicide in oil medium imported from India for rubber plantations was tested in 03 fields. Of these, some success has been shown in 02 fields. Concliusions are still being drawn at the other location. • Twenty knowledge sharing programs have been conducted.
Implementing Agency - Rubber Development Department			
Development of existing rubber cultivation in Kandy district	0.57	0.57	• Purchase of 100 Boots and 100 dairy Knives has been completed. • Completed training programme for 104 people.

Purchase of a water distiller for latex production at Monaragala Sub centre	0.30	0.30	• Purchase of water distiller machine & installed.
Coconut Sector			
Implementing Agency – Coconut Research Institute			
Sustaing the analitycal services of the coconut Research institute through repair of essential laboratory equipment	3.60	3.60	• Renovation work & payment have been completed
Improvement of the infrastructure facilities of the coconut information centre of CRI.	5.00	5.00	• The celing has been renovated and the old carpet removed. • Payment have been completed
Implementing Agency – Ministry of Plantation & Community Infrastructure (Coconut and Minor export crops Development Divison)			
Conducting research related to the creaction of innovations from coconut products.	0.20	0.00	It was decided to implement the project after preparing road map.
Devoloping a road map for the coconut sector.	1.30	0.27	Implementation has been started by UNIDO and IPS after holding discussion with the affiliated institutes.
Minor Export crops sector			
Implementing Agency – Ministry of Plantation & Community Infrastructure (Coconut and Minor export crops Development Divison			
Value chain development of export crops and cashews.	1.80	0.75	• Four rounds of negotiations with partners in the development of minor export crops. • The preparation of an online map for cashew and imported agricultural crops has been completed. • The fifty-second conference of the International Pepper Community (IPC) has been held. • Awareness programs have been conducted for officers of Cashew Corporation on Good Agricultural Practices (GAP) Certification. • An awareness programs have been conducted for officers of Export Agriculture Department in Kagal district on obtaining geographical Indication (GI) certification for the Golden pineapple.
Settlement of outstanding bills in Export Agricultural Zone project	1.55	1.55	• The outstanding bills of the export agricultural zone project were settled.

Implementing Agency – Sri Lanka Cashew Cooperation			
Expanding laboratory facilities of Sri Lanka Cashew Corporation's research department.	3.47	3.45	• The Purchased of 11 Laboratory equipment and 12 meteorological laboratory equipment has been completed. • Electricity supplied and Fire Security system established.
Expansion of laboratory facilities for research work on processing of Sri Lanka Cashew Corporation.	3.53	2.40	• An order has been placed for the purchase of 15 pieces of laboratory equipment.
Implementing Agency - Department of Export Agriculture			
Establishment of high quality, disease-free, export - oriented betel nut plantations in association with coconut plantations.	3.16	1.56	• It is planned to get the items needed for the polythene house in 2025 • Farmer equipment has been renovated. • 15 Nursery pots and half a cube of coconut coir peat have been purchased as nursery mixes. • The laptop has been purchased. • Chemical fertilizers and manure have been obtained. • Establishment of 1000 sticks and mother plants

Chapter 03 - Overall Financial Performance for the year

Stated under the Agriculture and Livestock Division (Page No. 114-143).

Chapter 04 - Performance Indicators

4.1 Performance indicators of the Institute (Based on the Action Plan)

S/ N	Specific Indicators	Actual output as a percentage (%) of the expected output		
		100% - 90%	75% - 89%	50% - 74%
01.	Conducting Audit and Management meetings at the end of the year	√		
02.	Submission of Cabinet Memoranda	√		
03.	Submission of applications to the Board of Directors regarding land transfers		√	
04.	Number of staff meetings held during the year			√
05.	Number of personal files closed during the year	√		
06.	Completing annual performance appraisal forms during the year	√		
07.	Updating Staff Register	√		
08.	Updating and maintaining leave register	√		
09.	Number of Agrahara claims made during the year	√		
10.	Reviewing the progress of Cabinet decisions related to the Ministry	√		
11.	Preparing information on activities related to the scope of the Ministry and releasing them to the media / interested parties	√		
12.	Conducting training programmes for the staff.			√
13.	Regular planning, updating of the website of the Ministry	√		
14.	Number of letters entered into the mail management system during the year	√		
15.	Conducting workshops to prepare the policy framework in the plantation sector	√		
16.	Preparing a biomass power plan to meet the power requirement of the plantation sector and completing it in the year 2024	√		
17.	Formulating of a plan in the plantation sector for Multi-sectoral Action Plan on Gender Based Violence of Sri Lanka in 2023	√		
18.	Conducting coordination discussions and workshops with international organizations	√		
19.	Preparation of MoUs to be entered into by tea research institute with foreign agencies		√	
20.	Financial reports to be submitted to the General Treasury in the year 2024	√		
21.	Conducting Progress Review Meetings	√		
22.	Action Plans approved during the year	√		

Chapter 05 - Performance of achieving Sustainable Development Goals (SDGs)

5.1 Identified Sustainable Developments Goals

Targets / Goals	Targets	Indicators of Achievement	Progress of the Achievement to date		
			0% - 49%	50% - 74%	75% - 100%
02	2.4: By 2030, ensure sustainable food production systems and implement resilient agricultural practices that increase productivity and production, that help maintain ecosystems, that strengthen capacity for adaptation to climate change, extreme weather, drought, flooding and other disasters and that progressively improve land and soil quality.	Hectares under Rubber New Planting/ Replanting (2024) New Planting (Small Holdings) - Target 540 Hectares New Planting (Small Holdings) - Progress 489.09 Hectares Replanting (Small Holdings) - Target 295.00 Hectares Replanting (Small Holdings) - Progress 249.79 Hectares			√
		By 2025, increasing the current 2% contribution of the export agriculture sector to the Gross Domestic Product to 4%.		√	
		*** Tea Replanting -** Target hectares for replanting - 388 Progress - 388 hectares			√
		*** Infilling** No. of plants under infilling - Phase 1 - 2.00 million plants Phase 2 – 0.20 million plants Progress - 2.20 million plants			√
		*** Crop improvement** • Controlled Hybridization - Crosses - 904 • Initial, first phase, second phase and adaptive research for the continuous variety recommendation process - 33 • Research on evaluation of drought resistance indices - 04 • Research on evaluation of Blister Blight resistance indexes - 01 • Research on evaluation of Nematode resistance indices - 04 • Using tissue culture technology and induced mutation breeding for crop improvement programmes in tea cultivation - 02 laboratory research, 02 field research and Gamma rays induced modifications - 1486			√ √

		Bio-ridges (vegetated ridges) built to reduce soil erosion. 01 research Established coconut cultivation protected from El Nino conditions			√
08	8.2: Achieve higher levels of economic productivity through diversification, technological upgrading and innovation, including through a focus on high-value added and labour-intensive sectors.	* Studies conducted on value-added tea products and the health benefits of tea • Calibration model developed to detect sugar-sweetened black tea using validated FT-NIR technology.			√
		* **Technology transfer** • Number of technical messages - 494 • Adaptive research conducted - 6 • Tea Technology Parks Established - 6			√
0	9.4: By 2030, upgrade infrastructure and retrofit industries thorough new technology to make them sustainable, with increased resource-use efficiency and greater adoption of clean and environmentally sound technologies and industrial processes, with all countries taking action in accordance with their respective capabilities.	Increasing the income in coconut-related industries through value addition and revealing the health benefits of coconut through clinical studies. * Technological capability of the coconut industry enhanced through innovation and process improvement. * Coconut kernel/ coconut water based products and the number of technologies developed/ introduced * Number of technologies developed/ introduced related to coconut husks and coir		√	
12	12.3: By 2030, reduce per capita global food waste at the retail and consumer levels and reduce food losses along production and supply chains, including post-harvest losses.	By 2030, increasing the current 2% contribution of the export agriculture sector to the Gross Domestic Product to 6%.		√	
17	17.11: Significantly increase the exports of developing countries, in particular with a view to doubling the least developed countries' share of global exports by 2020.	Identifying new export opportunities by connecting with foreign Chambers of Commerce and Sri Lankan embassies abroad and participating in international marketing promotion campaigns launched in foreign countries. * Number of exhibitions Agritech 2024 - Doha Qatar * 60th ICC Session and number of		√	

		exhibitions * Tea Export Target - USD 1,440.00 million * Tea export revenue - USD 1,435.86 million * Coconut Export Target - USD 852.00 million * Coconut export revenue - USD 854.93 million * Rubber Export Target - USD 989.00 million * Rubber export revenue - USD 1,000.90 million * Cinnamon Export Target - USD 250.00 million * Cinnamon Export Revenue - USD 224.00 million			

5.2 Achievements and challenges of the Sustainable Development Goals

- **Achievements of Goals**

i. Being able to make significant progress despite the crisis situation that had arisen in the local economy due to the economic crisis prevailed in the past years and the problematic situations with other sectors.

ii. Being able to develop a number of sub-indicators for the plantation sector that can be considered indirectly although there are no goals and indicators directly related to the plantation sector in line with the currently declared national sustainable development goals.

- **Challenges in Achieving Goals**

i. Difficulty in determining goals and indicators with updatable data related to the scope of the Ministry that can contribute nationally.

ii. Difficulty in determining goals and developing permanent indicators for them due to short-term changes in the scope of the Ministry.

iii. Although allocations were made by the annual budget, difficulty in achieving the indicators due to the problems of obtaining imprests for the relevant projects as well as the limitation of the number of projects approved annually.

iv. Non-availability of data on kithul and palmyrah cultivations prevailing as a traditional industry that has not been established as a formal plantation and Difficulty in applying mechanization/ technology to medium or large-scale development as these cultivations have spread as a scattered or small-scale traditional cottage industry.

v. Due to the rapid reduction of the agricultural labour force and the rapid attraction of young workers to the service sectors, there are obstacles to the sustainable development of these plantation sectors.

vi. Difficulty in achieving some goals due to shortcomings in filling staff vacancies at the institutional level.

Chapter 06 - Human Resource Profile

6.1 Cadre Management

Employee Category	Approved Cadre	Existing Cadre	Vacancies/ Excess
Senior	54	47	09
Tertiary	05	04	01
Secondary	694	656	28
Primary	80	64	16
Total	**833**	**771**	**54**

* Number of Vacancies

6.2 Shortage and surplus of human resources

It has been difficult to achieve the intended results and outputs of the entity due to the availability of vacancies in certain posts. As a whole, the management of the existing staff has positively achieved the intended objectives.

6.3 Human Resource Development

I. Local training opportunities

S/ No.	Programme	No. of employees trained	Duration of the Programme	Total Investment Rs. (000)		Nature of programme (Domestic / Foreign)	Output / Knowledge gained
				Local	Foreign		
1	Awareness Programme on E-Procurment	2	06 hours	15,500.00		Domestic	Gaining knowledge and comprehension of procurement
2	Tamil language course to obtain official language proficiency in terms of Public Administration Circular 18/2020	46	150 hours	75,500.00		Domestic	Efficient performance of public service through acquisition of official language proficiency
3	Awareness programme on Tea, Rubber and Coconut Estates (Control of Fragmentation) Act	10	01 day	1,000.00		Domestic	Imparting the subject knowledge to the officers serving in Tea, Rubber and Coconut Estates (Control of Fragmentation) Board
4	Master of Public Management (MPM) Degree Programme (Payment for a Master's degree done in a previous year)	1	01 year	100,000.00		Domestic	To obtain contribution of the subject knowledge to the Ministry by Master's degree to be completed as per the Service Minute
5	Productivity programme on creating an efficient work environment through effective office procedures	35	06 hours	47,773.00		Domestic	Providing the officers with comprehension of productivity to create a conducive work environment
6	Driver training programme on "creating an ethical and efficient driver"	30	02 days	233,780.00		Domestic	Providing insight into the knowledge and practical application of drivers
7	Certificate Course in Public Procurement Procedure	1	10 days	40,000.00		Domestic	Providing knowledge and comprehension of the procurement process

S/ No.	Programme	No. of employees	Duration of the	Total Investment Rs. (000)		Nature of programme	Output / Knowledge gained
8	Training programme on preparation and submission of Cabinet Memoranda	5	01 day	30,000.00		Domestic	To improve subject knowledge of Management Service Officers and Development Officers about the Cabinet Memoranda

II Providing foreign trainings at government expenses for 2024

S/ No.	Programme	No. of employees trained	Programme Duration	Total Investment		Nature of programme (Domestic / Foreign)	Output / Knowledge gained
				Domestic (USD)	Foreign (USD)		
1	Third Mid-Career Training Programme for Island Services of Sri Lanka under the ITEC	1	21.07.2024 - 04.08.2024	Incidental allowance - 350$	No	Foreign	The manner in which global warming affects the country's economy
2	Seminar on Emerging Industries for BRI Partner Countries	1	07.10.2024 - 23.102024	Incidental allowance - 375$ Warm Clothing- 75£	No	Foreign	Knowledge of the cashew industry
3	Two Day Regional Training on "WEFE Nexus under changing climate"	1	01.10.2024 - 04.10.2025	Incidental allowance - 375 $ Warm Clothing- 75£	No	Foreign	Knowledge of tea production
4	Training course on pollution-free tea production technology for belt and road countries	1	08.10.2024 - 31.10.2024	Incidental allowance - 375 $ Warm Clothing- 75£	No	Foreign	

Chapter 07 - Compliance Report

No	Applicable Requirement	Compliance Status (Complied / Not Complied)	Brief explanation for Non-Compliance	Corrective actions proposed to avoid non-compliance in future
1	**The following financial statements/accounts have been submitted on due date**			
1.1	Annual financial statements	Complied	-	-
1.2	Advance to public officer's account	Complied	-	-
1.3	Trading and Manufacturing Advance Accounts (Commercial Advance Accounts)	Not Related	-	-
1.4	Stores Advance Accounts	Not Related	-	-
1.5	Special Advance Accounts	Not Related	-	-
1.6	Others	-	-	-
2	**Maintenance of books and registers (FR445)**			
2.1	Fixed assets register has been maintained and update in terms of public administration Circular 267/2018	Complied	-	-
2.2	Personal emoluments register/ Personal emoluments cards have been maintained and update	Complied	-	-
2.3	Register of Audit queries has been maintained and update	Complied	-	-
2.4	Register of Internal Audit reports has been maintained and update	Complied	-	-
2.5	All the monthly account summaries (CIGAS) are prepared and submitted to the Treasury on due date	Complied	-	-
2.6	Register for cheques and money orders has been maintained and update	Complied	-	-
2.7	Inventory register has been maintained and update	Complied	-	-
2.8	Stocks Register has been maintained and update	Complied	-	-
2.9	Register of Losses has been maintained and update	Complied	-	-
2.10	Commitment Register has been maintained and update	Complied	-	-
2.11	Register of Counterfoil Books (GA - N20) has been maintained and Update	Complied	-	-
3	**Delegation of functions for financial control (FR 135)**			

3.1	The financial authority has been delegated within the institute	Complied	-	-
3.2	The delegation of financial authority has been communicated within the institute	Complied	-	-
3.3	The authority has been delegated in such manner so as to pass each transaction through two or more officers	Complied	-	-
3.4	The controls has been adhered to by the Accountants in terms of State Account Circular 171/2004 dated 11.05.2014 in using the Government Payroll Software Package	Complied	-	-
4	**Preparation of Annual Plans**			
4.1	The annual action plan has been Prepared	Complied	-	-
4.2	The annual procurement plan has been prepared	Complied	-	-
4.3	The annual Internal Audit plan has been prepared	Complied	-	-
4.4	The annual estimate has been prepared and submitted to the NBD on due date	Complied	-	-
4.5	The annual cash flow has been submitted to the Treasury Operations Department on time	Complied	-	-
5	**Audit queries**			
5.1	All the audit queries has been replied within the specified time by the Auditor General	Complied	-	-
6	**Internal Audit**			
6.1	The internal audit plan has been prepared at the beginning of the yearafter consulting the Auditor General in terms of Financial Regulation 134(2) DMA/1-2019	Complied	-	-
6.2	All the internal audit reports has been replied within one month	Not Complied	There are delays in getting replies to the reports issued.	Informing the relevant officials to Provide responses within one month of receiving the audit report.
6.3	Copies of all the internal audit reports has been submitted to the Management Audit Department in terms of Sub-section 40 (4) of the National Audit Act No. 19 of 2018	Complied	-	-

6.4	All the copies of internal audit reports have been submitted to the Auditor General in terms of Financial Regulation 134 (3)	Complied	-	-
7	**Audit and Management Committee**			
7.1	Minimum 04 meetings of the Audit and Management Committee has been held during the year as per the DMA Circular 1-2019	Complied	-	-
8	**Asset Management**			
8.1	The information about purchases of assets and disposals was submitted to the Comptroller General's Office in terms of Paragraph 07 of the Asset Management Circular No. 01/2017	Complied	-	-
8.2	In accordance with Chapter Thirteen of the above-mentioned circular, an appropriate liaison officer has been appointed to coordinate the implementation of the provisions of that circular and the information about that officer has been reported to the Office of the Commissioner General.	Complied	-	-
8.3	The boards of survey was conducted and the relevant reports submitted to the Auditor General on due date in terms of Public Finance Circular No. 05/2016	Complied	-	-
8.4	The excesses and deficits that were disclosed through the board of survey and other relating recommendations, actions were carried out during the period specified in the circular	Complied	-	-
8.5	The disposal of condemn articles had been carried out in terms of FR 772	Complied	-	-
9	**Vehicle Management**			
9.1	The daily running charts and monthly summaries of the pool vehicles had been prepared and submitted to the Auditor General on due date	Complied	Prepared and forward for the year 2024	-
9.2	The condemned vehicles had been disposed of within a period of less than 6 months after condemning	Not Complied	Not disposed in the year 2024.	-
9.3	The vehicle logbooks had been maintained and updated	Complied	Updated and maintained	-

9.4	The action has been taken in terms of F.R. 103, 104, 109 and 110 with regard to every vehicle accident.	Complied	In terms of F.R.104 two inspections and in terms of F.R.109 two inspections have been conducted.	-
9.5	The fuel consumption of vehicles has been re-tested in terms of the provisions of Paragraph 3.1 of the Public Administration Circular No. 30/2016 of 29.12.2016	Complied	Re-testing of fuel consumption of 06 reserve vehicles have been conducted in the year 2024.	-
9.6	The absolute ownership of the leased vehicle log books has been transferred after the lease term	Not Complied	No leased vehicles	-
10	**Management of Bank Accounts**			
10.1	The bank reconciliation statements had been prepared, got certified and made ready for audit by the due date	Complied	-	-
10.2	The dormant accounts that had existed in the year under review or since previous years settled	Complied	-	-
10.3	The action had been taken in terms of Financial Regulations regarding balances that had been disclosed through bank reconciliation statements and for which adjustments had to be made, and had those balances been settled within one month	Complied	-	-
11	**Utilization of Provisions**			
11.1	The provisions allocated had been spent without exceeding the limit	Complied	-	-
11.2	The liabilities not exceeding the provisions that remained at the end of the year as per the FR 94(1)	Complied	-	-
12	**Advances to Public Officers Account**			
12.1	The limits had been complied with	Complied	-	-
12.2	A time analysis had been carried out on the loans in arrears	Complied		
12.3	The loan balances in arrears for over one year had been settled	Complied	-	-
13	**General Deposit Account**			

13.1	The action had been taken as per F.R.571 in relation to disposal of lapsed deposits	Complied	-	-
13.2	The control register for general deposits had been updated andmaintained	Complied	-	-
14	**Imprest Account**			
14.1	The balance in the cash book at the end of the year under review remitted to TOD	Complied	-	-
14.2	The ad-hoc sub imprests issued as per F.R. 371 settled within one month from the completion of the task	Complied	-	-
14.3	The ad-hoc sub imprests had been issued exceeding the limit approved as per F.R. 371	Complied	-	-
14.4	The balance of the imprest account had been reconciled with the Treasury books monthly	Complied	-	-
15	**Revenue Account**			
15.1	The refunds from the revenue had been made in terms of the regulations	Complied	-	-
15.2	The revenue collection had been directly credited to the revenue account without credited to the deposit account	Complied	-	-
15.3	Returns of arrears of revenue forward to the Auditor General in terms of FR 176	Complied	-	-
16	**Human Resource Management**			
16.1	The staff had been paid within the approved cadre	Complied	-	-
16.2	All members of the staff have been issued a duty list in writing	Complied	-	-
16.3	All reports have been submitted to MSD in terms of their circular 14 no.04/2017 dated 20.09.2017	Complied	-	-
17	**Provision of information to the Public**			
17.1	An information officer has been appointed and a proper register of information is maintained and updated in terms of Right To Information Act and Regulation	Complied	-	-
17.2	Information about the institution to the public have been provided by Website or alternative measures and has it been facilitated to appreciate / allegation to public against the public authority by this website or alternative measures	Complied	-	-

17.3	Bi- Annual and Annual reports have been submitted as per section 08 and 10 of the RTI Act	Complied	-	-
18	**Implementing citizens charter**			
18.1	A citizens charter/ Citizens client's charter has been formulated and implemented by the Institution in terms of the circular number 05/2008 and 05/2018 (1) of Ministry of Public Administration and Management	Complied	-	-
18.2	A methodology has been devised by the Institution in order to monitor and assess the formulation and the implementation of Citizens Charter /Citizens client's charter as per paragraph 2.3 of the circular	Complied	-	-
19	**Preparation of the Human Resource Plan**			
19.1	A human resource plan has been prepared in terms of the format in Annexure 02 of Public Administration Circular No.02/2018 dated 24.01.2018.	Complied	-	-
19.2	A minimum training opportunity of not less than 12 hours per year for each member of the staff has been ensured in the aforesaid Human Resource Plan	Complied	-	-
19.3	Annual performance agreements have been signed for the entire staff based on the format in Annexure 01 of the aforesaid Circular	Not Complied	Evaluations are done based on annual performance reports	
19.4	A senior officer was appointed and assigned the responsibility of preparing the human resource development plan, organizing capacity building programs and conducting skill development programs as per paragraph No.6.5 of the aforesaid Circular	Complied A senior officer has been appointed	-	-
20	**Responses Audit Paras**			
20.1	The shortcomings pointed out in the audit paragraphs issued by the Auditor General for the previous years have been rectified	Complied	-	-

කෘෂිකර්ම අංශය යටතේ ක්‍රියාත්මක වන සංවර්ධන වැඩසටහන්වල ඡායාරූප

கைத்தொழில் பிரிவின் கீழ்செயல்படுத்தப்படும் அபிவிருத்தி நிகழ்ச்சித் திட்டங்களின் புகைப்படங்கள்

Photos of the development programs implementing under the Agriculture Division

01. ආහාර සුරක්ෂිතතාව සහ තාක්ෂණික ප්‍රවර්ධන විශේෂ වැඩසටහන / உணவுப் பாதுகாப்பு மற்றும் தொழில்நுட்ப ஊக்குவிப்பு விஷேட நிகழ்ச்சித் திட்டம் / Food security and technology promotion special programme



ඡායාරූප අංක 01 - බදුල්ල දිස්ත්‍රික්කයේ ක්‍රියාත්මක වූ එළවළු වගාවේ පසු අස්වනු හානිය වලක්වා ගැනීම සඳහා ප්ලාස්ටික් ඇසුරුම් කූඩ භාවිතය ප්‍රවලිත කිරීමේ ව්‍යාපෘතිය

புகைப்பட எண் 01 - பிளாஸ்டிக் பெட்டிகளை ஊக்குவித்தல் - பதுளை மாவட்டம்

Photo No 01 - Promotion of plastic crates, Badulla district



ඡායාරූප අංක 02 - ගම්පහ දිස්ත්‍රික්කයේ ක්‍රියාත්මක වූ වැල් දොඩම් වගාව හඳුන්වා දීමේ ව්‍යාපෘතිය

புகைப்பட எண் 02 – கொடித் தோடை பழ ஊக்குவிப்பு திட்டம் கம்பஹா மாவட்டம்

Photo No 02 - Passion fruit promotion project Gampaha District



ඡායාරූප අංක 03 - කෑගල්ල දිස්ත්‍රික්කයේ යටියන්තොට ප්‍රාදේශීය ලේකම් කොට්ඨාශය තුළ ක්‍රියාත්මක වූ වාණිජ දුරියන් වගාව ව්‍යාපෘතිය

புகைப்பட எண் 03 - வணிக ரீதியான துரியன் செய்கை செயற்திட்டம், கேகாலை மாவட்டம்

Photo No 03 - Commercial Durian cultivation project, Kegalle district

02. තරුණ කෘෂි ව්‍යවසායකත්ව වැඩසටහන / இளைஞர் விவசாய தொழில்முனைவு நிகழ்ச்சித் திட்டம் / Youth Enterprice Village Development Project



ඡායාරූප අංක 04 - පුහුණු වැඩසටහන් රත්නපුර දිස්ත්‍රික්කය

புகைப்பட எண் 04 - பயிற்சித் திட்டங்கள் இரத்தினபுரி மாவட்டம்

Photo No 04 - Training Programs Ratnapura District



ඡායාරූප අංක 05 - බිම්මල් ගෘහ ඉදිකිරීම

புகைப்பட எண் 05 - காளான் வளர்ப்பு இல்லங்களை நிர்மாணித்தல்

Photo No 05 - Construction of mushroom houses



ඡායාරූප අංක 06 - ක්ෂේත්‍ර නිරීක්ෂණය

புகைப்பட எண் 06 - கள கண்காணிப்பு

Photo No 06 - Field observation



ඡායාරූප අංක 07 - පුවක් පැළ සහ වගා උපකරණ ලබා දීම, බදුල්ල දිස්ත්‍රික්කය
புகைப்பட எண் 07 - பாக்கு மரக் கன்றுகள் மற்றும் பயிர்ச் செய்கை உபகரணங்களை வழங்குதல், பதுளை மாவட்டம்
Photo No 07 - Providing of palm saplings and cultivation equipment, Badulla district



ඡායාරූප අංක 08 - කෘෂි රසායනික ද්‍රව්‍ය ක්‍රමවත් භාවිතය සඳහා නැප්සැක් ඉසින යන්ත්‍ර ප්‍රතිලාභීන් හට ලබාදීම, බදුල්ල දිස්ත්‍රික්කය
புகைப்பட எண் 08 - விவசாய இரசாயனங்களை முறையாகப் பயன்படுத்துவதற்காக பயனாளிகளுக்கு நாப்சக் தெளிப்பான்களை வழங்குதல், பதுளை மாவட்டம்
Photo No 08 - Providing knapsack sprayers to beneficiaries for systematic use of agrochemicals, Badulla District

03. අතිරේක බෝග වගා වැඩසටහන සහ එළු පාලන ව්‍යාපෘතිය/*மேலதிக பயிர் செய்கை நிகழ்ச்சித் திட்டம் மற்றும் ஆடு வளர்ப்பு நிகழ்ச்சித் திட்டம்* / Additional Crop Cultivation Project and Goat Farming Project



ඡායාරූප අංක 09 - කෘෂිකර්ම සංවර්ධන නිලධාරී විසින් අනුරාධපුර දිස්ත්‍රික්කයේ කැකිරාව ප්‍රාදේශීය ලේකම් කොට්ඨාසයේ මුං වගා බිමක් පරීක්ෂා කිරීම
புகைப்பட எண் 09 - அநுராதபுர மாவட்ட, கெக்கிராவ பிரதேச செயலகப் பிரிவில் விவசாய அபிவிருத்தி உத்தியோகத்தரால் பாசிப் பயிறு செய்கை களத்தை ஆய்வு செய்தல்
Photo No 09 - Inspection of a Green Gram cultivation field by Agriculture Development Officer in Kekirawa Divisional Secretariat of Anuradhapura District



ඡායාරූප අංක 10 - මඩකලපුව දිස්ත්‍රික්කයේ කැකිරාව ප්‍රාදේශීය ලේකම් කොට්ඨාසයේ එරාවුර් පත්තු ප්‍රාදේශීය ලේකම් කොට්ඨාසයේ ප්‍රතිලාභියෙකු වෙත එළුවන් ලබා දීම
புகைப்பட எண் 10 - மட்டக்களப்பு மாவட்டத்தின் ஏறாவூர் பத்து பிரதேச செயலகப் பிரிவில் உள்ள பயனாளி ஒருவருக்கு ஆடுகளை வழங்குதல்
Photo No 10 - Delivering goats to a beneficiary in Eravur Pattu Divisional Secretariat, Kekirawa Divisional Secretariat, Batticaloa District

විදේශාධාර ව්‍යාපෘතිවල ඡායාරූප

வெளிநாட்டு நிதியுதவியின் கீழ் செயற்படும் செயற்திட்டங்களின் புகைப்படங்கள்

Photos of Foreign funded projects

01. කෘෂිකාර්මික අංශය නවීකරණ ව්‍යාපෘතිය (ASMP) / விவசாயத் துறையை நவீனமயமாக்கும் செயற்திட்டம் (ASMP) / Agriculture Sector Modernization Project (ASMP)



ඡායාරූප අංක 11 – අපනයන වෙළඳපොළ සඳහා යාපනය ඇඹුල් කෙසෙල් සැකසුම් මධ්‍යස්ථානයෙහි වර්ග කිරීම සහ ඇසුරුම් කිරීමේ ක්‍රියාවලිය

புகைப்பட எண்: 11 - ஏற்றுமதி சந்தைக்காக யாழ்ப்பாணம் புளி வாழைப்பழப்பதப்படுத்தல் மையத்தில் வகைப்படுத்துதல் மற்றும் பொதி செய்யும் செயல்முறை

Photo No 11 - Sorting and packaging process at the Jaffna Sour Banana Processing Center for the export market



ඡායාරූප අංක 12 – අපනයනය අරමුණු කර ගුණාත්මක TJC අඹ වගාව සඳහා නවීන කෘෂිකාර්මික තාක්ෂණය උපයෝගී කරගැනීම

புகைப்பட எண் 12 – ஏற்றுமதியை நோக்கமாகக் கொண்ட உயர்தர TJC மாம்பழச் செய்கைக்காக நவீன விவசாயத் தொழில்நுட்பத்தைப் பயன்படுத்துதல்

Photo No 12 - Utilizing modern agricultural technology for the cultivation of quality TJC mangoes for export purposes



ඡායාරූප අංක 13 – බදුල්ල දිස්ත්‍රික්කයේ එළවළු නිෂ්පාදන පොකුරෙහි ගොවීන් *300* කට නවීන කෘෂිකාර්මික තාක්ෂණය ලබා දීම

புகைப்பட எண் 13 – பதுளை மாவட்டத்தில் உள்ள காய்கறி உற்பத்திக் கொத்தணியைச் சேர்ந்த 300 விவசாயிகளுக்கு நவீன விவசாய தொழில்நுட்பத்தை வழங்குதல்

Photo No 13 – Providing modern agricultural technology to 300 farmers in the vegetable production cluster in Badulla district



ඡායාරූප අංක 14 – නවීන කෘෂිකාර්මික තාක්ෂණයන් භාවිතා කරමින් මඩකලපුවේ ක්‍රියාත්මක වන සාර්ථක දෙළුම් වගාව

புகைப்பட எண் 14 – நவீன விவசாய தொழில்நுட்பங்களைப் பயன்படுத்தி மட்டக்களப்பில் வெற்றிகரமாக செயற்படும் மாதுளம்பழப் பயிர்ச்செய்கை

Photo No 14 – Successful pomegranate cultivation in Batticaloa using modern agricultural technologies

02. දේශගුණසුහුරු වාරි කෘෂි ව්‍යාපෘතිය (CSIAP) / காலநிலைக்கு சீரமைவான நீர்ப்பாசன விவசாயச் செயற்திட்டம் (CSIAP) / Climate Smart Irrigated Agriculture Project



ඡායාරූප අංක 15 - වගා ආරක්ෂිත විදුලි වැට සවි කිරීම - ඔඩ්ඩුසුඩාන්, මුලතිව්
புகைப்பட எண். 15 – விவசாய பாதுகாப்பு மின்சார வேலி அமைத்தல் - ஒட்டுசுட்டான், முல்லைத்தீவு
Photo No. 15 – Installation of electric fencing for crop protection - Oddusudan, Mullaitivu
Photo No. 15 - Installation of electric fence for crop protection - Oddusudan, Mullaitivu



ඡායාරූප අංක 16 - උතුරු පළාතේ මුලතිව් දිස්ත්‍රික්කයේ PIANO TYPE SPILWAY
புகைப்பட எண் 16 – வட மாகாணத்தின் முல்லைத்தீவு மாவட்டத்தில் பியானோ வகை வான் கதவு (PIANO TYPE SPILWAY) - புதுக்குளம்
Photo No 16 - PIANO TYPE SPILWAY - Puthukulam

03. කුඩා පරිමාණ කෘෂි ව්‍යාපාර හවුල්කාරිත්ව වැඩසටහන (SAPP) / சிறிய அளவிலான விவசாய வியாபர பங்குடைமை நிகழ்ச்சித் திட்டம் (SAPP) / Small Holder Agribusiness Partnership Program



ඡායාරූප අංක 17 - ප්‍රාදේශීය වැඩසටහන් සම්බන්ධීකාරක සහ අගයදාම සජීවීකාරක නිලධාරීන්ගේ ප්‍රධානත්වයෙන් අනුරාධපුර දිස්ත්‍රික්කයේ ක්‍රියාත්මක මිල්කෝ කිරි ව්‍යාපෘතිය අධීක්ෂණය
புகைப்பட எண். 17 –பிராந்திய நிகழ்ச்சித் திட்ட ஒருங்கிணைப்பாளர் மற்றும் பெறுமதிச் சங்கிலி உயிரூட்டுநர் அதிகாரிகளின் தலைமையில் அனுராதபுர மாவட்டத்தில் செயல்படுத்தப்படும் மில்கோ பால் செயற்திட்டத்தின் கண்காணிப்பு
Photo No 17 - Monitoring the Milko Milk Project in Anuradhapura District under the leadership of Regional Program Coordinator and Value Chain Mobilizer officers



ඡායාරූප අංක 18 - නියෝජ්‍ය අධ්‍යක්ෂ, නියෝජ්‍ය කළමණාකරු, අගයදාම සජීවීකාරක, මහජන බැංකු නිලධාරීන්, ප්‍රාදේශීය සංවර්ධන බැංකු නිලධාරීන්ගේ සහ කුරුදු සංවර්ධන දෙපාර්තමේන්තුවේ ක්ෂේත්‍ර නිලධාරී මහත්වරුන්ගේ සහභාගිත්වයෙන්මාතර කඹුරුපිටිය උත්සාහය කුරුදු සමිතියේ දෙවන අදියරේ ණය ලබාදීමේ කටයුතු පිළිබඳ දැනුවත් කිරීම
புகைப்பட எண். 18 - பிரதி பணிப்பாளர், பிரதி முகாமையாளர், பெறுமதிச் சங்கிலி உயிரூட்டுநர், மக்கள் வங்கி அதிகாரிகள், பிராந்திய அபிவிருத்தி வங்கி அதிகாரிகள் மற்றும் கறுவா அபிவிருத்தி திணைக்களத்தின் கள அதிகாரிகள் ஆகியோரின் பங்கேற்புடன் மாத்தறை கம்புருப்பிட்டிய 'உத்சாஹய' கறுவா சங்கத்தின்இரண்டாம் கட்ட கடன் வழங்கல் தொடர்பான விழிப்புணர்வு நிகழ்வு
Photo No 18 –Awareness raising regarding the second phase of loan disbursement activities of the Matara Kamburupitiya Uthsahaya Kurudu Society with the participation of Deputy Director, Deputy Manager, Value Chain Mobilizer, People's Bank officers, Regional Development Bank officers and Field Officers of the Cinnamon Development Department



ඡායාරූප අංක 19 - අනුරාධපුර දිස්ත්‍රික්කයේ මැදවච්චිය රිච්ලයිෆ් ව්‍යාපෘති ප්‍රතිලාභීන් වෙත කිරි දොවන යන්ත්‍ර ප්‍රදානය
புகைப்பட எண். 19 - அனுராதபுரம் மாவட்டத்தில் உள்ள மதவாச்சி ரிச்லைஃப் திட்ட பயனாளிகளுக்கு பால் கறக்கும் இயந்திரங்கள் வழங்கும் நிகழ்வு
Photo No 19 – Providing milking machines to Medavachchiya Richlife project beneficiaries in Anuradhapura district

04. කුඩා පරිමාණ කෘෂි ව්‍යාපාර සඳහා වන අභිතකර බලපෑම් අවම කිරීමේ ව්‍යාපෘතිය / சிறிய அளவிலான விவசாய வணிக மீண்டெழும் செயற்திட்டம் (SARP) / Small holder agribusiness and resilience project (SARP)



ඡායාරූප අංක 20 - පහලගම වැව
புகைப்பட எண். 20 - பஹலகம ஏரி
Photo No. 20 - Pahalgama Lake



ඡායාරූප අංක 21 - ජල පෝෂක ප්‍රදේශ තුළ නැවත වන වගා කිරීම
புகைப்பட இலக்கம் 21 – நீர் பிடிப்புப் பிரதேசங்களில் மீண்டும் காடுகளை வளர்க்கும் திட்டம்
Photo No. 21 - Reforestation within watersheds



ඡායාරූප අංක 22 -මිරිදිය මත්ස්‍ය වගාව
புகைப்பட எண். 22 - நன்னீர் மீன் வளர்ப்பு
Photo No. 22 - Freshwater Fish Farming



ඡායාරූප අංක 23 - මුං ඇට වගා ව්‍යාපෘතිය
புகைப்பட எண். 23 – பாசிப் பயறுச் செய்கைத் திட்டம்
Photo No. 23 – Green gram cultivation project



ඡායාරූප අංක 24 - ගර්කින් වගා ව්‍යාපෘතිය
புகைப்பட எண். 24 - கெர்கின் செய்கைத் திட்டம்
Photo No. 24 - Gherkin Cultivation Project



ඡායාරූප අංක 25 - රට කජු වගා ව්‍යාපෘතිය
புகைப்பட எண். 25 – நிலக்கடலைச் செய்கைத் திட்டம்
Photo No. 25 – Ground Nut Plantation Project

කෘෂිකර්ම අංශය යටතේ ඇති ආයතන මගින් ක්‍රියාත්මක වන සංවර්ධන වැඩසටහන්වල ඡායාරූප

கமத்தொழில் பிரிவின் கீழ் உள்ள நிறுவனங்களால் செயற்படுத்தப்படும் அபிவிருத்தி நிகழ்ச்சித் திட்டங்களின் புகைப்படங்கள்

Photos of the Development programs under the Agriculture Division

01. කෘෂිකර්ම දෙපාර්තමේන්තුව/விவசாயத் திணைக்களம்/Department of Agriculture

- ආහාර සුරක්ෂිතතා සහ තාක්ෂණ වැඩසටහන යටතේ ක්‍රියාත්මක කළ ව්‍යාපෘති / உணவுப் பாதுகாப்பு மற்றும் தொழில்நுட்பத் திட்டத்தின் கீழ் செயல்படுத்தப்படும் செயற்திட்டங்கள் / **Projects implemented under Food Security and Technology Program**

i.) විහව ප්‍රදේශවල මී මැසි කර්මාන්තය ප්‍රචලිත කරමින් මී පැණි නිෂ්පාදනය වැඩි කිරීම හා -1,2 කොටස්
சாத்தியமான பகுதியில் தேனீ வளர்ப்புத் தொழிலை பிரபலப்படுத்துவதன் மூலம் தேன் உற்பத்தியை அதிகரித்தல்- பகுதி **1, 2**
Increasing Bee Honey production by popularizing Bee industry in potential area – Part 1,2



ඡායාරූප අංක 26 - උපකරණ බෙදා දීම
புகைப்பட எண். 26 - உபகரணங்களை விநியோகித்தல்
Photo No 26 – Distributing Equipments



ඡායාරූප අංක 27 - වාරියපොළ මී මැසි පාලන ඒකකයේ මී මැසි පාලන ගොඩනැගිල්ල ප්‍රතිසංස්කරණය කිරීම
புகைப்பட எண் 27 - வாரியபொல தேனீ வளர்ப்புப் பிரிவின் தேனீ வளர்ப்புக் கட்டிடத்தின் புனரமைப்பு
Photo No 27- Renovation of the bee control building of the Bee Control Unit in Wariyapola



ඡායාරූප අංක 28 - ලෝක මී මැසි දිනයට සමාන්තරව දැනුවත් කිරීමේ වැඩසටහන් පැවැත්වීම.
புகைப்பட எண் 28 - உலக தேனீ தினத்தை ஒட்டி விழிப்புணர்வு நிகழ்ச்சிகளை நடத்தல்.
Photo No 28 - Conduct awareness programs in line with World Bee Day.

ii.) **ශ්‍රී ලංකාව තුළ තෝරාගත් පලතුරු බෝග නිෂ්පාදනය, ඵලදායිතාව සහ ගුණාත්මකභාවය ඉහළ නැංවීම සඳහා වැඩිදියුණු කළ තාක්ෂණයන් ආදර්ශනය කිරීම සහ ප්‍රචලිත කිරීම**

இலங்கையில் தேர்ந்தெடுக்கப்பட்ட பழப்பயிர்களின் உற்பத்தி, உற்பத்தித்திறன் மற்றும் தரத்தை அதிகரிப்பதற்காக மேம்படுத்தப்பட்ட தொழில்நுட்பங்களின் செயல்விளக்கங்களை நடாத்தல் மற்றும் அவற்றைப் பிரபல்யப்படுத்தல்.

Demonstration and Dissemination of improved technologies to enhance production, productivity and quality of selected fruit crops in Sri Lanka



ඡායාරූප අංක 29 – ශාක ගෘහ අලුත්වැඩියාව

புகைப்பட எண் 29 – வளர்ப்பு இல்லங்களைப் புதுப்பித்தல் – பனித் தெளிப்பான்கள்

Photo No 29 - Plant house renovation-Misters



ඡායාරූප අංක 30 - ක්ෂේත්‍ර ස්ථාපනය සඳහා රෝපණ ද්‍රව්‍ය නිෂ්පාදනය

புகைப்பட எண் 30 – களத்துக்குத் தேவையான நடுகைப் பொருட்களை உற்பத்தி செய்தல்

Photo No 30 - Planting material production for field



iii.) **පලතුරු නිෂ්පාදන වාණිජ උද්‍යාන පිහිටුවීම සඳහා මෑතකදී නිර්දේශිත ප්‍රභේද උපයෝගී කර ගනිමින් ඇපල්, අඹ සහ පැණිරි බෝගවල පරිහානිර ක්ෂේත්‍ර ජාන බැංකු සංවර්ධනය කිරීම සහ පුළුල් කිරීම**

பழ உற்பத்தி வணிகத் தோட்டங்களை நிறுவுவதற்கு சமீபத்தில் பரிந்துரைக்கப்பட்ட வர்க்கங்க்களை பயன்படுத்தி விளாம்பழம், மாம்பழம் மற்றும் தோடை வகைகளின் வெளி ஆய்வகக் கள மரபணு வங்கிகளை விருத்தி செய்தல் மற்றும் விரிவாக்கம் செய்தல்.

Development and Expansion of Ex-situ Field Gene Banks of Wood Apple, Mango and Citrus with the utilization of recently recommend varieties for the establishment of fruit production commercial gardens.



ඡායාරූප අංක 31- අලුතින් නිකුත් කරන ලද ප්‍රභේදවල බද්ධ කළ පැළ සිටුවීම

புகைப்பட எண் 31- புதிதாக வெளியிடப்பட்ட வர்க்கங்களின் ஒட்டுக் கன்றுகளை நடுகை செய்தல்

Photo No 31- Planting grafted plants of newly released varieties



ඡායාරූප අංක 32 - පරිබාහිර දිවුල් ක්ෂේත්‍ර ජාන බැංකුව

புகைப்பட எண் 32 – விளாம்பழ வெளி ஆய்வக கள மரபணு வங்கி

Photo No - 32Wood apple Ex-Situ field gene bank



ඡායාරූප අංක 33 - පරිබාහිර පැණිරි ක්ෂේත්‍ර ජාන බැංකුවේ ටැංජරින් පැණිරි පළතුර

புகைப்பட எண் 33 - வெளி ஆய்வக கள மரபணு வங்கியில் டேன்ஜரின் வகை தோடையினப் பழங்கள்

Photo No 33 - Citrus Tangerine fruits in Citrus Ex-situ Field Gene Bank

iv.)තිරසාර කෘෂිකර්මාන්තය ප්‍රවර්ධනය සඳහා විද්‍යාගාර පහසුකම් වැඩිදියුණු කිරීම සහ අඩු වියදම් ශාක පෝෂණ කළමණාකරණ ක්‍රමවේද අත්හදා බැලීම.

ஆய்வக வசதிகளை மேம்படுத்துதல் மற்றும் குறைந்த செலவில் போசணை முகாமைத்துவ நடைமுறைகளை உருவாக்குதல்

Upgrading of laboratory facilities and developing low-cost nutrient management practices





ඡායාරූප අංක 34 - විද්‍යාගාර සංවර්ධනය

புகைப்பட எண் 34 - ஆய்வக அபிவிருத்தி

Photo No 34 -Laboratory development







ඡායාරූප අංක 35 – ජෛව පොහොර සංවර්ධනය කිරීම

புகைப்பட எண் 35 – உயிரியல் உரங்களை உருவாக்குதல்

Photo No 35 - Develop biofertilizers





ඡායාරූප අංක 36 – රතු ලූනු සහ බඩ ඉරිඟු සඳහා රසායනික ද්‍රව්‍ය භාවිතය අවම කිරීම සඳහා පරිසර හිතකාමී විකල්ප මූලාශ්‍ර භාවිතා කරමින්, පරිසර හිතකාමී පෝෂක කළමනාකරණ පැකේජ ඇති කිරීම

புகைப்பட எண் 36 - இரசாயன உள்ளீடுகளின் பயன்பாட்டைக்கு குறைக்கும் வகையில் மாற்று சூழல் நட்பு மூலங்களைப் பயன்படுத்தி வெங்காய கொத்தணி மற்றும் சோளத்திற்கான சூழல் நட்பு போசணை முகாமைத்துவத் தொகுப்புகளை உருவாக்குதல்

Photo No 36 - Development of eco-friendly nutrient management packages for cluster onion and maize using alternative ecofriendly sources to minimize chemical inputs

v.) පාරිසරික වශයෙන් යහපත් දේශගුණික-සුහුරු කෘෂිකාර්මික තාක්ෂණය ප්‍රචලිත කිරීම

சூழலுக்கு உகந்த காலநிலைக்கு சீரமைவான விவசாய தொழில்நுட்பங்களைப் பரப்புதல்

Dissemination of Ecologically-sound Climate-smart Agricultural Technologies



ඡායාරූප අංක 37 - පාරිසරික ගෙවතු වගා පුහුණුව (තවාන් සැකසීම)

புகைப்பட எண் 37 - சூழலியல் வீட்டுத் தோட்டப் பயிற்சி (நாற்றுமேடைத் தயாரிப்பு)

Photo No 37 - Ecological home garden training (Nurssery preparation)



ඡායාරූප අංක 38 - ගැඩවිලි පොහොර නිෂ්පාදන පුහුණුව

புகைப்பட எண் 38 - மண்புழு உரத் தயாரிப்பு தொடர்பான பயிற்சி நிகழ்ச்சி

Photo No 38 - Wormy compost production training



ඡායාරූප අංක 39 - සකස් කරන ලද පාරිසරික ගෙවත්තක්

புகைப்பட எண் 39 – உருவாக்கப்பட்ட சூழலியல் வீட்டுத் தோட்டம்

Photo No 39 - Developed ecological home garden

vi.) ආහාර බෝගවල පළිබෝධ සහ රෝග පාලනය කිරීම, වෙනත් ක්ෂේත්‍ර ගැටලු විසඳීම සහ තාක්ෂණ ව්‍යාප්තිය වැඩිදියුණු කිරීම

பீடைகள் மற்றும் நோய்களைக் கட்டுப்படுத்துதல், ஏனைய களப் பிரச்சனைகளைத் தீர்த்தல் மற்றும் உணவுப் பயிர்களின் தொழிநுட்பப் பரவலை மேம்படுத்துதல்

Controlling Pests and Diseases, Solving Other Field Problems and Improving Technology Dissemination in Food Crop





ඡායාරූප අංක 40 - ගොවි පුහුණු වැඩසටහන් පැවැත්වීම, අන්තර් පළාත පොලොන්නරුව

புகைப்பட எண் 40 – விவசாயிகளுக்கான பயிற்சிகளை நடத்துதல் - IP பொலன்னறுவை

Photo No 40 - Conducting farmer trainings - IP Polonnaruwa

vii.) කෘෂිකාර්මික දැනුම ව්‍යාප්ත කිරීම හා ප්‍රවර්ධනය කිරීම සඳහා ගන්නෝරුව කෘෂි තාක්ෂණ උද්‍යානයේ පහසුකම් ශක්තිමත් කිරීම / *விவசாய அறிவுப் பரவலை ஊக்குவிப்பதற்காக கன்னொருவையில் உள்ள விவசாய தொழில்நுட்ப பூங்காவின் வசதிகளை வலுப்படுத்துதல்* / **Strengthening the facilities of the Agro Technology Park at Gannoruwa to Promote the Agriculture knowledge dissemination**



ඡායාරූප අංක 41 - පවතින කෞතුකාගාරය නවීකරණය කිරීම සහ අලුත්වැඩියා කිරීම

புகைப்பட எண் 41 - தற்போதுள்ள அருங்காட்சியகத்தை நவீனமயமாக்கல் மற்றும் புதுப்பித்தல்

Photo No 41 - Modernization and renovation of the existing museum



ඡායාරූප අංක 42 - කෘෂි උපදේශන කාමරය

புகைப்பட எண். 42 - AI அறை

Photo No 42 - AI room

viii.) කෘෂිකාර්මික දැනුම ව්‍යාප්ත කිරීම ප්‍රවර්ධනය කිරීම සඳහා බටඅත කෘෂි තාක්ෂණ උද්‍යානයේ පහසුකම් ශක්තිමත් කිරීම.

விவசாய அறிவுப் பரவலை ஊக்குவிப்பதற்காக பட்டஅத்தயில் உள்ள விவசாய தொழில்நுட்ப பூங்காவின் வசதிகளை வலுப்படுத்துதல்

Facilities of the Agro Technology Park at Bataatha to Promote the Agriculture knowledge dissemination



ඡායාරූප අංක 43 - දැන්වීම් පුවරු පිහිටුවීම, බටඅත කෘෂි තාක්ෂණ උද්‍යානය
புகைப்பட எண் 43 - தகவல் பலகைகளை அமைத்தல், பட்டஅத்தயில் உள்ள விவசாய தொழில்நுட்ப பூங்கா
Photo no 43 - Setting up of Information boards, Batatha Agro Technology Park



ඡායාරූප අංක 44 - අත්පත්‍රිකා
புகைப்பட எண் 44 - துண்டு பிரசுரங்கள்
Photo No 44 - Leaflets



ඡායාරූප අංක 45 - කාර්මික ආකාරයේ ජල ෆිල්ටරයක් ස්ථාපනය කිරීම, බටඅත කෘෂි තාක්ෂණ උද්‍යානය
புகைப்பட எண் 45 - தொழில்துறை வகை குடிநீர் வடிகட்டியை நிறுவுதல் - பட்டஅத்தயில் உள்ள விவசாய தொழில்நுட்ப பூங்கா
Photo No 45 - Installation of Industrial Type Drinking Water Filter, Batatha Agro Technology Park

ix.)2024 කොළඹ වසත් සිරිය ජාතික අලුත් අවුරුදු උත්සවය සඳහා සාම්ප්‍රදායික කඩමණ්ඩියක් ඉදිකිරීම

'வசத் சிரிய' 2024 கொழும்பு - தேசிய புத்தாண்டு விழாவுக்கான பாரம்பரிய கடைத் தெருவை நிர்மாணித்தல்

Construction of a Traditional Kadamandiya For Wasath Siriya National New Year Festival 2024 Colombo





ඡායාරූප අංක 46 - අලුත් අවුරුදු උත්සවය සඳහා ඉදිකරන ලද කඩමණ්ඩිය
புகைப்பட எண் 46 – புத்தாண்டு விழாவுக்காக உருவாகப்பப்பட்ட கடைத் தெரு
Photo No 46 – Constructed Kadamandiya for the New Year Festival

- කෘෂිකර්ම නවීකරන ව්‍යාපෘතිය යටතේ ක්‍රියාත්මක කරන ලද ව්‍යාපෘති
  விவசாய நவீனமயமாக்கல் நிகழ்ச்சித் திட்டத்தின் கீழ் செயல்படுத்தப்படும் செயற்திட்டங்கள்
  Projects implemented under Agriculture Modernization Program

i.) 2024 යල කන්නයේ මහා වාරි ප්‍රදේශවල වී වගාවේ ඵලදායිතාව ඉහළ නැංවීම
பெரிய நீர்ப்பாசனப் பகுதிகளில் நெற் செய்கையின் உற்பத்தித் திறனை மேம்படுத்துதல் – 2024
Productivity enhancement of paddy cultivation in major irrigation areas – 2024



ඡායාරූප අංක 47 - ගොවිපල ක්ෂේත්‍ර පාසලක් පැවැත්වීම, පොළොන්නරුව අන්තර් පළාත
புகைப்பட எண் 47 - பண்ணை களப் பாடசாலையை நடத்துதல் - மாகாண இடை வலயம் - பொலன்னறுவை
Photo No 47 - Conducting farmer field school, Inter Province Polonnaruwa



ඡායාරූප අංක 48 - තැටි භාවිතයෙන් තවාන් ස්ථාපිත කිරීම - හම්බන්තොට අන්තර් පළාත
புகைப்பட எண் 48 – தட்டுகளைப் பயன்படுத்தி நாற்றுமேடை அமைத்தல் - மாகாண இடை வலயம் - ஹம்பாந்தோட்டை
Photo No 48 - Nursery Establishment with tray, Inter Province Hambantota



ඡායාරූප අංක 49 - පොළොන්නරුව අන්තර් පළාතේ කුඹුරු
புகைப்பட எண் 49 - நெல் வயல் - மாகாண இடை வலயம் - பொலன்னறுவை
Photo No 49 - Paddy field, Inter Province Polonnaruwa

ii.) 2024 යල කන්නයේ බඩඉරිඟු නිෂ්පාදනය සඳහා කුඹුරු විවිධාංගීකරණය
2024 *சிறு போகத்தில் சோள உற்பத்திக்காக நெல் வயல்களை பல்வகைப்படுத்தல்*
Diversification of paddy fields for maize production in Yala season



ඡායාරූප අංක 50 - අධි ඝනත්ව යාය ආදර්ශන, එප්පාවල
புகைப்பட எண் 50 - அதிக அடர்த்தி செயல்விளக்க களங்கள் - எப்பாவல
Photo No 50 - High Density Demonstrations - Eppawala



ඡායාරූප අංක 51 - බඩ ඉරිඟු වියළන කොන්ක්‍රීට් කමත, අනුරාධපුර
புகைப்பட எண் 51 - சோளம் உலர்த்தும் கான்கிரீட் தளம் - அனுராதபுரம்
Photo No 51 - Maize drying concrete floor - Anuradhapura



ඡායාරූප අංක 52 - ප්‍රජා දැනුවත් කිරීමේ වැඩසටහනක් පැවැත්වීම - අනුරාධපුර (සිවලකුලම)
புகைப்பட எண் 52 – பொதுமக்கள் விழிப்புணர்வு நிகழ்ச்சியை நடத்துதல், அனுராதபுரம் (சிவலக்குளம்)
Photo No 52 - Conducting awareness program, Anuradhapura (Siwalakulama)

iii.) ආහාර හා කෘෂිකාර්ම සංවිධානය විසින් සංවිධානය කරන ලද 37 වන ආසියා පැසිෆික් සමුළුවේ සාමාජිකයින්ගේ ක්ෂේත්‍ර චාරිකාව සඳහා පහසුකම් සැලසීම සඳහා බටඅත කෘෂි තාක්ෂණ උද්‍යානයේ යටිතල පහසුකම් සහ ආදර්ශන බිම් ශක්තිමත් කිරීම

FAO ஆல் ஏற்பாடு செய்யப்பட்ட 37வது ஆசிய பசிபிக் மாநாட்டின் உறுப்பினர்களின் களப்பயணத்தை எளிதாக்கும் வகையில், பட்டஅத்தவில் உள்ள விவசாய தொழில்நுட்ப பூங்காவின் உள்கட்டமைப்பு வசதிகள் மற்றும் செயல்விளக்கத் தளங்களை வலுப்படுத்துதல்.

Strengthening the infrastructure facilities and demonstration plots of the Agricultural Technology Park, Bataatha to facilitate the field tour of the members of the 37th Asia Pacific Conference organized by FAO



ඡායාරූප අංක 53 - බෝග සායනය
புகைப்பட எண் 53 - பயிர் சிகிச்சை நிலையங்கள்
Photo No 53 - Crop clinic



ඡායාරූප අංක 54 - ශ්‍රවණාගාරය
புகைப்பட எண் 54 – கேட்போர்கூடம்
Photo No 54 - Auditorium

iv.) ආහාර හා කෘෂිකාර්ම සංවිධානය හි 37 වන ආසියා පැසිෆික් කලාපීය සමුළුවේ නියෝජිතයින්ගේ සංචාරයට සමගාමීව යෝජිත ක්ෂේත්‍ර දින වැඩසටහන - 2024 පෙබරවාරි 22 වන දින බටඅත කෘෂි තාක්ෂණ උද්‍යානයේ දී.

FAO வின் 37வது ஆசிய பசிபிக் பிராந்திய உச்சிமாநாட்டின் பிரதிநிதிகளின் சுற்றுப்பயணத்திற்கு இணையாக முன்மொழியப்பட்ட கள நாள் நிகழ்ச்சி - 22 பிப்ரவரி 2024, பட்டஅத்தவில் உள்ள விவசாய தொழில்நுட்ப பூங்கா

Proposed field day program parallel to the tour of delegates of the 37th Asia pacific regional summit of FAO – 22nd Feb 2024 at Agro Technology Park, Bataatha







ඡායාරූප අංක 55 - ජාත්‍යන්තර නියෝජිතයින් සහ සාමාන්‍ය ජනතාව සඳහා මනාව සංවිධානය කරන ලද ක්ෂේත්‍ර දිනය
புகைப்பட எண் 55 - சர்வதேச பிரதிநிதிகள் மற்றும் பொது மக்களுக்கு நன்கு ஏற்பாடு செய்யப்பட்ட கள நாள்
Photo no 55 - A well-organized field day for international delegates and general public

02. ගොවිජන සංවර්ධන දෙපාර්තමේන්තුව/*கமநல அபிவிருத்தித் திணைக்களம்*/ Department of Agrarian Development



ඡායාරූප අංක 56 - ඌන භාවිත හා භාවිතයට නොගන්නා කෘෂිකාර්මික ඉඩම්වල ඵලදායිතාවය ඉහළ නැංවීමේ ව්‍යාපෘතිය යටතේ කුඹුරු ඉඩම්වල අතිරේක බෝග ලෙස මුං, කව්පි, උඳු හා රටකජු වගා කිරීම

புகைப்பட எண் 56 – குறை பாவனையுடைய மற்றும் பயன்படுத்தப்படாத விவசாய நிலங்களின் உற்பத்தித்திறனை அதிகரிக்கும் திட்டத்தின் கீழ் நெல் வயல்களில் மேலதிக பயிர்களாக வெண்டி, கௌபி, உளுந்து மற்றும் நிலக்கடலை பயிரிடுதல்

Photo no 56 - Cultivation of Mung, Cowpea, Undu and Groundnut as Additional Crops in Paddy Lands under the Project to Increase Productivity of Underutilized and Unutilized Agricultural Lands



ඡායාරූප අංක 57 - සුළුවාරි ප්‍රතිසංස්කරණ වැඩසටහන යටතේ කුරුණෑගල දිස්ත්‍රික්කයේ වේරපොල අළුත් වැව ඉදිකිරීම

புகைப்பட எண் 57 - சிறு நீர்ப்பாசன சீர்திருத்த திட்டத்தின் கீழ் குருநாகல் மாவட்டத்தில் வேரபொல புதிய குளத்தை நிர்மாணித்தல்

Photo no 57 - Construction of Verapola new tank in Kurunegala district under minor irrigation reform program



ඡායාරූප අංක 58 - මොණරාගල දිස්ත්‍රික්කයේ මැදගම් ගොවිජන සේවා බල ප්‍රදේශය මල්ගස්ලන්ද වැව

புகைப்பட எண் 58 – மொனராகலை மாவட்டத்தின் மெதகம் கமநல சேவைப் பிரதேசத்தில் உள்ள மல்கஸ்லந்த குளம்

Photo no 58 - Malgaslanda Lake, Medagam Agrarian Services Area, Monaragala District

03. අපනයන කෘෂිකර්ම දෙපාර්තමේන්තුව / *ஏற்றுமதி விவசாயத் திணைக்களம்* / Department of Export Agriculture



ඡායාරූප අංක 59 - වැනිලා වගාව හා සැකසීම පිළිබඳ දැනුවත් කිරීම කළුතර

புகைப்பட எண் 59 - வெணிலா செய்கை மற்றும் பதப்படுத்தல் குறித்த விழிப்புணர்வு திட்டம், களுத்துறை

Photo no 59 - Awareness Programme on vanilla cultivation and processing, Kalutara



ඡායාරූප අංක 60 - කරල් හැලීම හා රෝගී තත්ත්වයට පත් ගම්මිරිස් වගා නිරීක්ෂණය හා උපදෙස් ලබා දීම, මාතලේ
புகைப்பட எண் 60 - காய் உதிர்தல் மற்றும் நோயுற்ற மிளகு பயிர்களைக் கண்காணித்தல் மற்றும் அறிவுறுத்துதல் வழங்கல், மாத்தளை,
Photo No 60 - Monitoring and instructing on pod drop and diseased pepper crops, Matale

04. ජාතික පසු අස්වනු කළමනාකරණ ආයතනය/ தேசிய அறுவடைக்குப் பிந்தைய முகாமைத்துவ நிறுவனம் /National Institute of Post-Harvest Management



ඡායාරූප අංක 61 - හම්බන්තොට දිස්ත්‍රික්කයේ පලතුරු පල්ප සැකසුම් මධ්‍යස්ථානය විවෘත කිරීම
புகைப்பட எண் 61 - ஹம்பாந்தோட்டை மாவட்டத்தில் பழ கூழ் பதப்படுத்தும் மையம் திறத்தல்
Photo No 61 - Opening of Fruit Pulp Processing Center in Hambantota District



ඡායාරූප අංක 62 - පලතුරු සැකසුම් මධ්‍යස්ථාන වෙනුවෙන් අදාළව මිනුවන්ගොඩ පලතුරු සැකසුම් කලාපයේ පුහුණු වැඩසටහනක් පැවැත්වීම
புகைப்பட எண் 62 - பழப் பதப்படுத்தும் மையத் திட்டம் தொடர்பாக மினுவாங்கொட பழப் பதப்படுத்தும் வலயத்தில் பயிற்சித் நிகழ்ச்சிகளை நடத்துதல்
Photo No 62 - Conducting a training program in Minuwangoda Fruit Processing Zone related to fruit processing centers project

05. හෙක්ටර් කොබ්බෑකඩුව ගොවි කටයුතු පර්යේෂණ හා පුහුණු කිරීමේ ආයතනය (HARTI) / *ஹெக்டர் கொப்பேகடுவ கமநல ஆராய்ச்சி, பயிற்சி நிறுவகம்* / Hector Kobbekaduwa Agrarian Research and Training Institute



ඡායාරූප අංක 63 - ගොවිමිණ ජාතික කෘෂිකර්ම පුවත්පත
புகைப்பட எண் 63 - "கொவிமின" தேசிய விவசாய செய்தித்தாள் (சிங்களம்)
Photo No 63 - "GoviMina" National Agriculture Newspaper (Sinhala)



ඡායාරූප අංක 64 - වෙළඳපොළ තොරතුරු එක්රැස් කිරීමේ හා බෙදාහැරීමේ ව්‍යාපෘතිය
புகைப்பட எண் 64 - சந்தைத் தகவல் சேகரிப்பு மற்றும் பரப்புதல் தொடர்பான செயற்திட்டம்
Photo No 64 - Market Information Collection and Dissemination Project



ඡායාරූප අංක 65 - Vermicompost සාමූහිකයේ සාමාජිකයෙකු ගැඩවිල් කොම්පෝස්ට් නිෂ්පාදනයේ නියැලෙමින්
புகைப்பட எண் 65 - மண்புழு உரத் தயாரிப்பில் ஈடுபட்டுள்ள மண்புழு உரம் கூட்டுக்குழுவின் உறுப்பினர்
Photo No 65 - A member of Vermicompost Collective engaged in the production of Gadavil Compost.

06. කෘෂිකාර්මික හා ගොවිජන රක්ෂණ මණ්ඩලය (AAIB) / *விவசாய மற்றும் கமநலக் காப்புறுதிச் சபை* (AAIB) / Agricultural & Agrarian Insurance Board



ඡායාරූප අංක 66 - මහනුවර සහකාර අධ්‍යක්ෂගේ ප්‍රධානත්වයෙන් පවත්වන ලද නව ගොවි විශ්‍රාම වැටුප් යෝජනා ක්‍රමය පිලිබඳ වික්ටෝරියා ධීවර ගොවීන් දැනුවත් කිරීම වැඩසටහන
புகைப்பட எண் 66 - கண்டி உதவிப் பணிப்பாளர் தலைமையில் நடைபெற்ற புதிய விவசாயிகள் ஓய்வூதியத் திட்டம் தொடர்பான விக்டோரியா மீனவ விவசாயிகளுக்கான விழிப்புணர்வு நிகழ்ச்சி
Photo No 66 - Victoria Fishermen Farmers Awareness Program on New Farmers Pension Scheme conducted under the Chairmanship of Kandy Assistant Director



ඡායාරූප අංක 67 - අනිවාර්ය වගා රක්ෂණ යෝජනා ක්‍රමය ඇතුළු අනෙකුත් රක්ෂණ යෝජනා ක්‍රම පිළිබඳව දැනුවත් කිරීමේ වැඩසටහන, නාගොඩ ගො.සේ.ම. යේ හීනටියන්ගල වසම
புகைப்பட எண். 67 - கட்டாய பயிர்க் காப்பீட்டுத் திட்டம் பற்றிய விழிப்புணர்வு நிகழ்ச்சி - நாகொட க.சே.நிலைய ஹீனட்டியங்கல பிரிவு
Photo No 67 - Awareness program on other insurance schemes including Compulsory Crop Insurance Scheme, Nagoda ASC, Hinatiyangala Division

07. ශ්‍රී ලංකා කෘෂිකාර්මික පර්යේෂණ ප්‍රතිපත්ති සභාව *(SLCARP)/ இலங்கை கமத்தொழில் ஆராய்ச்சிக் கொள்கை சபை /* Sri Lanka Council for Agricultural Research Policy







ඡායාරූප අංක 68 - වසරේ 2024ජාතික සම්මාන උළෙල (2024-12-09)
புகைப்பட எண் 68 - 2024 தேசிய விருதுகள் விழா (09-12-2024)
Photo no 68 - 2024 National Awards Ceremony (2024-12-09)



ඡායාරූප අංක 69 - වාර්ෂික සංවාද වැඩමුළුව
புகைப்பட எண் 69 – வருடாந்த உரையாடல் செயலமர்வு
Photo No 69 – Annual Conversation Workshop



ඡායාරූප අංක 70 - පර්යේෂණ ව්‍යාපෘති ප්‍රගතිය සමාලෝචනය
புகைப்பட எண் 70 - ஆராய்ச்சி செயற்திட்ட முன்னேற்ற மதிப்பாய்வு
Photo No 70 - Research project progress review



ඡායාරූප අංක 71 - නව සොයා ගැනීම් හඳුන්වා දීමේ වැඩමුළු
புகைப்பட எண் 71 – புதிய கண்டுபிடிப்புகளை அறிமுகப்படுத்துவதற்கான செயலமர்வுகள்
Photo No 71 - Workshops to introduce new innovations

08. ශ්‍රී ලංකා ජාතික සාගින්නේ නිවීමේ ව්‍යාපාර මණ්ඩලය (ජාතික ආහාර ප්‍රවර්ධන මණ්ඩලය) / *இலங்கை பட்டினி ஒழிப்பு இயக்க சபை (தேசிய உணவு ஊக்குவிப்பு சபை) /* Sri Lanka National Freedom from Hunger Campaign Board (National Food Promotion Board)



ඡායාරූප අංක 72 - පැල අලෙවිසැල සහ ගෙවත්ත, නාරාහේන්පිට

புகைப்பட எண் 72 – நாற்று விற்பனை நிலையம் மற்றும் வீட்டுத் தோட்டம் - நாரஹேன்பிட்ட
Photo No 72 - Plant Shop and nursery, Narahenpita



ඡායාරූප අංක 73 - පැල අලෙවිසැල, දෙහිවල
புகைப்பட எண் 73 - நாற்று விற்பனை நிலையம் - தெஹிவளை
Photo No 73 - Plant Shop, Dehiwala



ඡායාරූප අංක 74 - ගොවි නිෂ්පාදන හා ආහාර අලෙවි සැල, දෙහිවල
புகைப்பட எண் 74 – விவசாயிகளின் உற்பத்திப் பொருட்கள் மற்றும் உணவு விற்பனை நிலையம் - தெஹிவளை
Photo No 74 - Farm Products and Food Store, Dehiwala



ඡායාරූප අංක 75 - අගය එකතු කළ ඉඳි ආප්ප පිටි මිශ්‍රණය නිෂ්පාදනය කිරීමේ ව්‍යාපෘතිය
புகைப்பட எண் 75 – பெறுமதி சேர்க்கப்பட்ட இடியப்ப மாக் கலவையை உற்பத்தி செய்வதற்கான திட்டம்
Photo no 75 - Project for manufacturing value added string hopper flour mixture





ඡායාරූප අංක 76 - සහල් සබලකරණ ව්‍යාපෘතිය
புகைப்பட எண் 76 - அரிசி போசனையூட்டல் செயற்திட்டம்
Photo no 76 - Rice Empowerment Project

09. ශ්‍රී ලංකා හදබිම අධිකාරිය / இலங்கை ஹதபிம அதிகாரசபை / Sri Lanka Hadabima Authority



ඡායාරූප අංක 77 - පාංශු සංරක්ෂණය මහනුවර දිස්ත්‍රික්කය
புகைப்பட எண் 77 - கண்டி மாவட்டத்தில் மேற்கொள்ளப்பட்ட மண் பாதுகாப்பு செயற்பாடுகள்
Photo No 77 - Soil Conservation in Kandy District



ඡායාරූප අංක 78 - හෝමාගම ප්‍රාදේශීය ලේකම් කොට්ඨාශයේ කාබනික පොහොර නිෂ්පාදන ඒකක

புகைப்பட எண் 78 - ஹோமாகம பி.செ. பிரிவில் உள்ள சேதன உர உற்பத்தி அலகுகள்

Photo No 78 - Organic Fertilizer Production Units in Homagama DSD





ඡායාරූප අංක 79 - හම්බන්තොට දිස්ත්‍රික්කය ඕකේවෙළ ප්‍රාදේශීය ලේකම් කොට්ඨාශයේ ආරවත්ත ළිඳ ප්‍රතිසංස්කරණයට පෙර තත්වය සහ පසු තත්වය

புகைப்படம் எண் 79 – ஹம்பாந்தோட்டை மாவட்டத்தின் ஒகேவெல பிரதேச செயலகப் பிரிவில் உள்ள ஆரவத்த கிணறின் புனரமைப்புக்கு முன்னும் பின்னும் உள்ள நிலைகள்

Photo No 79 – Arawatta well in Hambantota District Okwela Divisional Secretariat, situations before and after the renovation



ඡායාරූප අංක 80 - වරකාපොළ ප්‍රාදේශීය ලේකම් කොට්ඨාශයේ අල්ගම ඇල්ල පරිශ්‍රයේ පවත්වන ලද පාරිසරික පවිත්‍රතා වැඩසටහන

புகைப்பட எண் 80 -வரக்காபொல பி. சே. பிரிவில் அல்கம எல்ல வளாகத்தில் நடைபெற்ற சூழலை சுத்தப்படுத்தும் நிகழ்ச்சி

Photo no 80 - Environmental Cleanliness Program held at Algama Ella Premises of Warakapola D.S.D



ඡායාරූප අංක 81 - මාතලේ දිස්ත්‍රික්කයේ පල්ලේපොල සහ විල්ගමුව ප්‍රාදේශීය ලේකම් කොට්ඨාශවල පවත්වන ලද ගෙවතු වගා ප්‍රවර්ධන වැඩසටහන

புகைப்பட எண் 81 –மாத்தளை மாவட்டத்தின் பல்லேபொல மற்றும் வில்கமுவ பிரதேச செயலகப் பிரிவுகளில் நடைபெற்ற வீட்டுத் தோட்டச் செய்கை ஊக்குவிப்பு நிகழ்ச்சிகள்

Photo No 81 - Horticulture Promotion Program held in Pallepola and Wilgamuwa DS Divisions in Matale District



ඡායාරූප අංක 82 - වගාවන් සඳහා වන සතුන්ගෙන් සිදුවන හානිය අවම කිරීම

புகைப்பட எண் 82 - காட்டு விலங்குகளால் ஏற்படும் பயிர் சேதத்தை குறைத்தல்

Photo no 82 - Minimizing crop damage by wild animals

පශු සම්පත් අංශය යටතේ ක්‍රියාත්මක වන සංවර්ධන වැඩසටහන්වල ඡායාරූප
கால்நடை வளங்கள் பிரிவின் கீழ் செயல்படுத்தப்படும் அபிவிருத்தி நிகழ்ச்சித் திட்டங்களின் புகைப்படங்கள்
Photos of the development programs implementing under the Livestock Division

01. කුඩා හා මධ්‍ය පරිමාණ පශු සම්පත් සංවර්ධනය (යටිතල පහසුකම් සංවර්ධනය)
சிறிய மற்றும் நடுத்தர அளவிலான கால்நடை வள அபிவிருத்தி நிகழ்ச்சித் திட்டங்கள்
Small and Medium Scale Livestock Development Programmes (Infrastructure Development)



ඡායාරූප අංක 01 - සූර්ය පැනල සවිකරන ලද කිලිනොච්චි ප්‍රාදේශීය පුහුණු පාසල
புகைப்பட எண் 01 - சூரிய மின் தகடுகள் பொருத்தப்பட்டுள்ள கிளிநொச்சி பிராந்திய பயிற்சிப் பாடசாலை
Photo No 01 - Kilinochchi Regional Training School where solar panels were installed



ඡායාරූප අංක 02 - සූර්ය පැනල සවිකරන ලද බදුල්ල බොරලන්ද ගොවිපොළ
புகைப்பட எண் 02 - - சூரிய மின் தகடுகள் பொருத்தப்பட்ட பதுளை பொரலந்த பண்ணை
Photo No 02 - Badulla Boralanda Farm where solar panels were installed

02. කුඩා හා මධ්‍ය පරිමාණ පශු සම්පත් සංවර්ධනය (සංවර්ධන සහාය) / சிறு மற்றும் நடுத்தர அளவிலான கால்நடை வள அபிவிருத்தி (அபிவிருத்தி உதவி) / Small and Medium Livestock Development (Development Assistance)



ඡායාරූප අංක 03 - කිරි සහ කිරි නිෂ්පාදනවල ගුණාත්මකභාවය වැඩි දියුණු කිරීම සඳහා අවශ්‍ය උපකරණ ලබාදීම, ඌව පළාත
புகைப்பட எண் 03 - பால் மற்றும் பால் உற்பத்திப் பொருட்களின் தரத்தை மேம்படுத்த தேவையான உபகரணங்களை வழங்குதல், ஊவா மாகாணம்
Photo no 03 - Providing necessary equipment to improve the quality of milk and milk products, Uva Province



ඡායාරූප අංක 04 - නිම කරන ලද ආදර්ශ ගොවිපොළ, වයඹ පළාත
புகைப்பட எண் 04 – நிறைவு செய்யப்பட்ட மாதிரி பண்ணை, வடமேற்கு மாகாணம்
Photo No 04 - Completed Model Farm, North West Province



ඡායාරූප අංක 05 - නිම කරන ලද කුකුළු ගොවිපොළ, උතුරු පළාත
புகைப்பட எண் 05 - நிறைவு செய்யப்பட்ட கோழிப்பண்ணை, வட மாகாணம்
Photo No 05 - Completed Poultry Farm, Northern Province



ඡායාරූප අංක 06 - නිම කරන ලද සූකර ගොවිපොළ, උතුරු පළාත
புகைப்பட எண். 06 – நிறைவு செய்யப்பட்ட பன்றிப் பண்ணை, வட மாகாணம்
Photo No. 06 - Completed Pig Farm, Northern Province



ඡායාරූප අංක 07 - නිම කරන ලද එළු පොකුරු ගම්මාන - උතුරු පළාත
புகைப்படஎண் 07 - நிறைவு செய்யப்பட்ட ஆடு வளர்ப்புக் கொத்தணிக் கிராமங்கள் – வட மாகாணம்
Photo No 07 - Completed Goat Cluster Villages - Northern Province

විදේශාධාර ව්‍යාපෘතිවල ඡායාරූප
வெளிநாட்டு நிதியுதவியின் கீழ் செயற்படும் செயற்திட்டங்களின் புகைப்படங்கள்
Photos of Foreign funded projects

1. කුඩා පරිමාණ කිරි නිෂ්පාදකයින්ගේ සමූපකාර සමිති සංවර්ධනය කිරීමේ ව්‍යාපෘතිය
சிறிய அளவிலான பால் உற்பத்திக் கூட்டுறவு சங்கங்களை அபிவிருத்தி செய்யும் செயற்திட்டம்
Small Scale Milk Producers Cooperative Society Project



ඡායාරූප අංක 08 - නිම කරන ලද වාරියපොළ කුඩා පරිමාණ කිරි පට්ටි සංවර්ධන පදනමට අයත් කිරි කර්මාන්තශාලාව
புகைப்பட எண் 08 - நிறைவு செய்யப்பட்ட சிறிய அளவிலான பால் பண்ணை அபிவிருத்தி அறக்கட்டளைக்குச் சொந்தமான பால் உற்பத்திச் தொழிற்சாலை, வாரியபொல
Photo No 08 - Completed Small Scale Dairy Patti Development Foundation Dairy Factory, Wariyapola



ඡායාරූප අංක 09 - නිම කරන ලද සී/ස නාවලපිටිය විවිධ සේවා සමූපකාර සමිතියට අයත් කිරි කර්මාන්තශාලාව
புகைப்பட எண் 09 - நாவலப்பிட்டி பல்நோக்கு கூட்டுறவு சங்கத்திற்கு சொந்தமான பால் உற்பத்திச் தொழிற்சாலை
Photo No 09 - Dairy factory belonging to Nawalapitiya Various Services Cooperative Society Limited

පශු සම්පත් අංශය යටතේ ඇති ආයතන මගින් ක්‍රියාත්මක වන සංවර්ධන වැඩසටහන්වල ඡායාරූප

கமத்தொழில் அமைச்சின் கீழ் உள்ள நிறுவனங்களால் செயற்படுத்தப்படும் அபிவிருத்தி நிகழ்ச்சித் திட்டங்களின் புகைப்படங்கள்

Photos of the Development programs under the Livestock Division

1. සත්ත්ව නිෂ්පාදන හා සෞඛ්‍ය දෙපාර්තමේන්තුව

விலங்கு உற்பத்தி மற்றும் சுகாதாரத் திணைக்களம் (DAPH)

Department of Animal Production and Health (DAPH)



ඡායාරූප අංක 10 - Stylosanthus ප්‍රභේදය පෞද්ගලික අංශය සඳහා හඳුන්වාදීමේ ආදර්ශන වැඩසටහන, ගන්නෝරුව

புகைப்படம் எண் *10* - தனியார் துறைக்கு *Stylosanthus* இனங்களை அறிமுகப்படுத்துவதற்கான செயல்விளக்கம் - கன்னோருவ

Photo No 10 - Demonstration program for introduction of Stylosanthus species to the private sector, Gannoruwa



ඡායාරූප අංක 11 - පශු වෛද්‍ය නිලධාරීන් සඳහා පැවැත්වූ දැනුවත් කිරීමේ වැඩසටහන - වන්නිගම, වයඹ

புகைப்படம் எண் *11* - கால்நடை வைத்திய அதிகாரிகளுக்கான விழிப்புணர்வு நிகழ்ச்சி - வன்னிகம, வடமேற்கு

Photo No 11 - Awareness program conducted for Veterinary Officers - Wannigama, North West



ඡායාරූප අංක 12 - Stylosanthus මාතෘ තෘණ තවාන - තෙලහැර එළු අභිජනන මධ්‍යස්ථානය

புகைப்பட எண் *12* - *Stylosanthus* தாய் புல் நாற்றுமேடை - தெலஹேர ஆட்டு இனப்பெருக்க நிலையம்

Photo No 12 - Stylosanthus Mother Grass Nursery - Telahera Goat Breeding Centre



ඡායාරූප අංක 13 - ව්‍යවසායක අත්පොත ලබා දීම

புகைப்பட எண் *13* - ஒரு தொழில்முனைவோர் கையேட்டை வழங்குதல்

Photo No 13 - Providing an Entrepreneur's manual



ඡායාරූප අංක 14 - ව්‍යවසායකයින් සඳහා **Boot** සපත්තු සහ ආවරණ කබා **(Overalls)** ලබා දීම

புகைப்பட எண் *14* - தொழில்முனைவோருக்கு பூட்ஸ் வகை பாதணிகள் மற்றும் பாதுகாப்பு முழு ஆடை என்பவற்றை வழங்குதல்

Photo No 14 - Providing boots and overalls for entrepreneurs



ඡායාරූප අංක 15 - ක්ෂේත්‍රයේ CO5 තෘණ වර්ගයේ ඳඬු සිටුවීම

புகைப்பட எண் *15* - களத்தில் CO*5* வகைப் புற்களை நடுதல்

Photo No 15 - Planting CO5 grasses in the field

2. මිල්කෝ (ප්‍රයිවට්) ලිමිටඩ් / மில்கோ (தனியார்) நிறுவனம் / MILCO Private Limited



ඡායාරූප අංක 16 - මිල්කෝ ආයතනයේ නිලධාරීන් විසින් ඉහළ අස්වැන්නක් ලබාදෙන තෘණ ප්‍රභේදක් ගොවීන්හට හඳුන්වා දීම -මහව
புகைப்பட எண். 16 - மில்கோ அதிகாரிகள் அதிக விளைச்சல் தரக்கூடிய புல் வகைகளை விவசாயிகளுக்கு அறிமுகப்படுத்தும் நிகழ்வு - மஹவ
Photo No. 16 - Milko officials introducing a high-yielding variety of grass to farmers - Mahava



ඡායාරූප අංක 17 - මිල්කෝ ක්ෂේත්‍ර නිළධාරීන් විසින් පවත්වන ලද ප්‍රගති සමාලෝචන රැස්වීම (දොඩම්ගස්ලන්ද)
புகைப்பட எண். 17 - மில்கோ கள அதிகாரிகளால் நடத்தப்பட்ட முன்னேற்ற மீளாய்வு கூட்டம் – தொடம்கஸ்லந்த
Photo No. 17 - Progress Review Meeting conducted by Milko Field Officers (Dodamgaslanda)



ඡායාරූප අංක 18 – ක්ෂේත්‍ර නිළධාරි විසින් දම්මින්න ප්‍රදේශයේ තෘණ වගා කටයුතු නිරීක්ෂණය කිරීම
புகைப்பட எண். 18 – தம்மின்ன பகுதியில் மேய்ச்சல் புல் வளர்ப்பு நடவடிக்கைகளை கள அதிகாரிகள் கண்காணிக்கும் தருணம்.
Photo No. 18 – Observation of grazing operations in Damminna area by field officers.



ඡායාරූප අංක 19 – මහව කිරි ශීත කිරීමේ මධ්‍යස්ථානයට අදාළව අඹන්පොල ප්‍රදේශයේ ඉදිකරන ලද එක් අංගසම්පූර්ණ ගවගාලක්
புகைப்பட எண். 19 – அம்பன்பொல பிரதேசத்தில் மஹவ பால் குளிரூட்டல் நிலையத்திற்கு அமைவாக நிர்மாணிக்கப்பட்ட ஒரு முழுமையான கால்நடை கொட்டகை
Photo No. 19 – One complete cattle shed constructed in Ambanpola area in relation to Mahawa Milk Freezing Centre.



ඡායාරූප අංක 20 – 2024.08.13 දින නවගත්තේගම දී පවත්වන ලද **SAPP** වැඩසටහනේ **Category-02** යටතේ තෝරා ගනු ලැබූ කිරිගොවීන් **29** දෙනෙකු සඳහා ණය මුදල් ලබාදීමේ වැඩසටහන
புகைப்பட எண். 20 – நவகத்தேகமவில் நடைபெற்ற SAPP செயற்திட்டத்தின் பிரிவி - 02 இன் கீழ் தெரிவு செய்யப்பட்ட 29 பால் பண்ணையாளர்களுக்கான கடன் வழங்கும் திட்டம்.
Photo No. 20 – The loan program for 29 dairy farmers selected under Category-02 of the SAPP program held in Navaghattagama.



ඡායාරූප අංක 21 – උතුරු මැද පළාතේ ක්ෂේත්‍ර නිළධාරීන් විසින් පදවිය ප්‍රදේශයේදී පානීය ජල බඳුන් බෙදාදීම.
புகைப்பட எண். 21 – வடமத்திய மாகாணத்தில் கள அதிகாரிகளால் பதவிய பிரதேசத்தில் குடிநீர் கொள்கலன்கள் விநியோகம்
Photo No. 21 – Distribution of drinking water containers in Padaviya area by field officers in North Central Province.



ඡායාරූප අංක 22 – පදවිය දී උතුරු මැද පළාත් ක්ෂේත්‍ර නිළධාරීන් සහ පශු වෛද්‍යවරුන් ඇතුළු පිරිස විසින් සිදුකරන ලද පුහුණු වැඩසටහන

புகைப்பட எண் 22 – பதவிய பிரதேசத்தில் வடமத்திய மாகாண கள அலுவலர்கள் மற்றும் கால்நடை மருத்துவர்களால் நடத்தப்பட்ட பயிற்சித் திட்டம்.

Photo No. 22 – The training program conducted by North Central Province field officers and veterinarians at Padaviya.

3. ජාතික පශු සම්පත් සංවර්ධන මණ්ඩලය / தேசிய கால்நடை வள அபிவிருத்தி சபை / National Livestock Development Board(NLDB)



ඡායාරූප අංක 23 – ඉදිකරන ලද සංවෘත කුකුල් නිවාසය

புகைப்பட எண். 23 – நிர்மாணிக்கப்பட்ட மூடிய கோழி வளர்ப்பு இல்லங்கள்

Photo No. 23 – Constructed indoor chicken house



ඡායාරූප අංක24 – වගා කරන ලද පෝෂ්‍ය තෘණ කිරි නිෂ්පාදකයන්ට සහනදායී මිලකට ලබා දීමේ ජාතික වැඩසටහන

புகைப்பட எண். 24 - பால் பண்ணையாளர்களுக்கு மலிவு விலையில் பயிரிடப்பட்ட போசணைப் புல் வகைகளை வழங்கும் தேசிய திட்டம்

Photo No. 24 – National program to provide cultivated nutritious grass at affordable prices to dairy farmers





ඡායාරූප අංක 25 – පෝෂ්‍ය තෘණ වගාව හා සයිලේජ් නිෂ්පාදනය පුවර්ධනය කිරීමේ වැඩසටහන

புகைப்பட எண். 25 - போசணைப் புல் வளர்ப்பு மற்றும் சைலேஜ் உற்பத்தி ஊக்குவிப்பு திட்டம்

Photo No. 25 – Nutrient Grass Cultivation and Silage Production Promotion Program



ඡායාරූප අංක 26 – මහරගම අපේක්ෂා රෝහලේ නව NLDB අලෙවිසැල විවෘත කිරීමේ අවස්ථාව

புகைப்பட எண். 26 – மஹரகம அபேக்ஷா வைத்தியசாலையில் புதிய NLDB விற்பனை நிலையம் திறந்து வைக்கும் நிகழ்வு

Photo No. 26 – Inauguration of the new NLDB outlet at Maharagama Apeksha Hospital

80/5, "ගොවිජන මන්දිරය", රජමල්වත්ත පටුමග, බත්තරමුල්ල, ශ්‍රී ලංකාව.

80/5, "கொவிஜன மந்திரய", ரஜமல்வத்தை ஒழுங்கை, பத்தரமுல்லை, இலங்கை.

80/5, "Govijana Mandiraya", Rajamalwatta Lane, Battaramulla, Sri Lanka.

දුරකථන தொலைபேசி **Telephone - 011-2034300**

ෆැක්ස් தொலைநகல் **Fax - 011-2868910**