



වාර්ෂික කාර්යසාධන හා ගිණුම් වාර්තාව வருடாந்த செயலாற்றுகை மற்றும் கணக்குகள் அறிக்கை ANNUAL PERFORMANCE & ACCOUNTS REPORT

20
17

එන්.වෙදනායකන් මහතා
දිස්ත්‍රික් ලේකම්

திரு. நா. வேதநாயகன்
மாவட்டச் செயலர்

Mr. N. Vethanayahan
District Secretary



DISTRICT SECRETARIAT, JAFFNA



Annual Performance and
Accounts Report
Jaffna District

2017

Contents

Description	Page No
1. Message	01
1.1 Message of the Government Agent / District Secretary - Jaffna.....	01
2. Introduction of District Secretariat.....	02
2.1 Vision and Mission Statement.....	02
2.2 Objectives of District Secretariat.....	02
2.3 Activities of District Secretariat.....	02
3. Introduction of the District	03
3.1 Borders of the District:	04
3.2 Historical Importance of Jaffna District	04
3.3 About Natural Resources of the District.....	04
3.4 Livelihood Patterns of the people of the District or main commercial and economic activities.....	05
3.5 Irrigation System of the District	07
3.6 Population Information of the District.....	09
3.7 Rainfall pattern of the District.....	10
3.8 Basic Statistical Information of the District.....	13
4. Organizational Structure & Approved Cadre	14
4.1 Organizational Structure.....	14
4.2 Approved Cadre Details	15
5. Performance	17
5.1 Progress of General Administration Activities	17
5.1.1 Performance of Grama Niladhari	17
5.1.2 Internal Audit Branch Activities.....	18
5.1.3 Revenue Collection Activities	19
5.1.4 Department of Manpower & Employment Activities	20
5.1.5 Media unit activities	21
5.1.6 Land Use Policy Planning Activities	21
5.1.7 Elections Offices Activities.....	23
5.1.8 Registrar General's Department Northern Zone Activities	24



5.1.9 District Disaster Management Coordinating Unit Activities	26
5.1.10 National Disaster Relief Services Centre Activities	29
5.1.11 Engineering unit Activities	32
5.1.12 Motor Traffic Department's Activities	37
5.1.13 Pension Activities.....	38
5.1.14 Census & Statistics Branch Activities.....	38
5.1.15 Central Environmental Authority Activities.....	40
5.1.16 Consumer Affairs Activities	41
5.1.17 Administration Branch Activities	44
5.1.18 Establishment Branch Activities	48
5.1.19 Measurement Units Activities	51
5.1.20 Regional Consular Office Activities.....	52
5.1.21 Marine Environment Protection Authority Activities	53
5.1.22 Small Enterprise development Activities.....	53
5.2 Progress of Social Services and Cultural	55
5.2.1 Cultural and Religious Activities	55
5.2.2 District Child Development Committee Activities.....	56
5.2.3 Social Security Programme Activities	57
5.2.4 Social Service Activities	58
5.2.5 District Sports Activities	59
5.3 Progress of Development Activities	63
5.3.1 Department of Industries Activities	63
5.3.2 Rural Development Activities.....	70
5.3.3 Department of Samurdhi Activities	74
5.3.4 Department of Agriculture Activities	78
5.3.5 District Planning Activities.....	82
5.3.6 Resettlement Unit Activities	93
5.4 Annual Accounts	100
Auditor General Report.....	110



1. Message

1.1 Message of the Government Agent / District Secretary – Jaffna



This Handbook provide evidence of efficient and successful performance on fulfilling the needs of day to day life of the people and the development of the infrastructure in the years of 2017 by careful planning, using the fund for the development of the Jaffna District allocated by different Ministries and institutions under several development programme.

The Ministry of Prison Reforms Rehabilitation, Resettlement and Hindu Religious Affairs allocated fund for the amount of **2,547.67** million rupees in total to implement different development programme in Jaffna District. The fulfillment of different development programme and livelihood development such as “**Ealutharakai**” passenger boat construction for sea transport from Kayts to Analativu and Ealuvaitivu construction of jetty at Delft, housing programme for the people resettled, repairing the damaged road and the livelihood assistance programme are worthy of particular mention.

Furthermore, I wish to mention specially that the successful implementation of **692** projects funded for the amount of **69,645** million rupees and **767** Projects funded **527.38** million rupees

Allocated for rural infrastructure development programme in **15** Divisional Secretariat Division by the Ministry of National Policies and Economic Affairs in order to upgrade the livelihood and infrastructure of the public.

In addition, I wish to inform that **116** programme are completed using the fund for the amount of **654.68** million rupees allocated by the Ministry of Reconciliation and National Integration and I specially wish to mention that the equipment/s provided to the maternity unit and pediatric high dependency unit of the Base Hospital Thellipalai, livelihood assistance to **1350** families and the completion of construction of jetty and anchor laying programme.

In addition to these development programmes there are **2542** persons were selected in Divisional level in order to empower them as the resources persons with the technical and scientific skill to prevent narcotics trafficking in divisional and rural level. This programme was sponsored by the Presidential Secretariat to liberate the villages from the clutches of narcotic drugs and implemented in order to realize the ambition of the Excellency President’s “**country free from narcotic drugs**”.

It’s my great pleasure in order to publish the different development programmes, such as Tourism, Agricultural industrial and other sectors and the accounts report in the annual performance report for the year 2017 as documental evidence of our performance.

N.Vethanayahan,
District Secretary,
District Secretariat,
Jaffna.

2. Introduction of District Secretariat

2.1 Vision and Mission Statements

Jaffna District is the capital of Northern Province. The administrative setup in Jaffna District is divided in to four zones Valikamam, Vadamaradchi, Thenmaradchi and Islands, and divided in to 15 Divisional Secretariats. This District Secretariat contains there setup to ease the function of administrative organization.

❖ VISION

Offer an excellent, efficient and effective service to the people through the District Administration by utilizing contemporary technical strategies.

❖ MISSION

Promote the Socio-Economic status of people at village, Divisional and District Levels by optimum utilization of resource at our disposal by means of adopting Governments policy plan and to uphold arts, local custom

2.2 Objectives of District Secretariat

- Introduction innovative
- Providing efficient services
- Up-grading of rural folk life standard
- Preserving or protecting the Cultural Values or movements.
- Preparation of plans for safe-guarding or protecting against the natural Disaster

- Coordination activities with Divisional and Village level

2.3 Activities of District Secretariat

- Providing computer net-work for District Secretariat and Divisional Secretariat. Introduction of Internal and External net-work.
- Midterm training for Government officers, depending on their position.
- The produces in Jaffna District may be given sufficient physical and financial provision to plan and implement the development project.
- Providing education, Health to poor people who comes under poverty line and granting assistance or livelihood assistance to raise their education standard.
- Ensuring to provide pure public goods and services at Village, Division and District level such as birth, Marriage and Death registration without delay.
- Appointment of committees on village level by Disaster management service unit and rendering immediate relief assistance on the spot.
- Preserve or protection of traditional cultural values or movements by conducting cultural festivals in appropriate time.
- Coordination of Elections



3. Introduction of the District

DISTRICT MAP

JAFFNA

NORTHERN PROVINCE

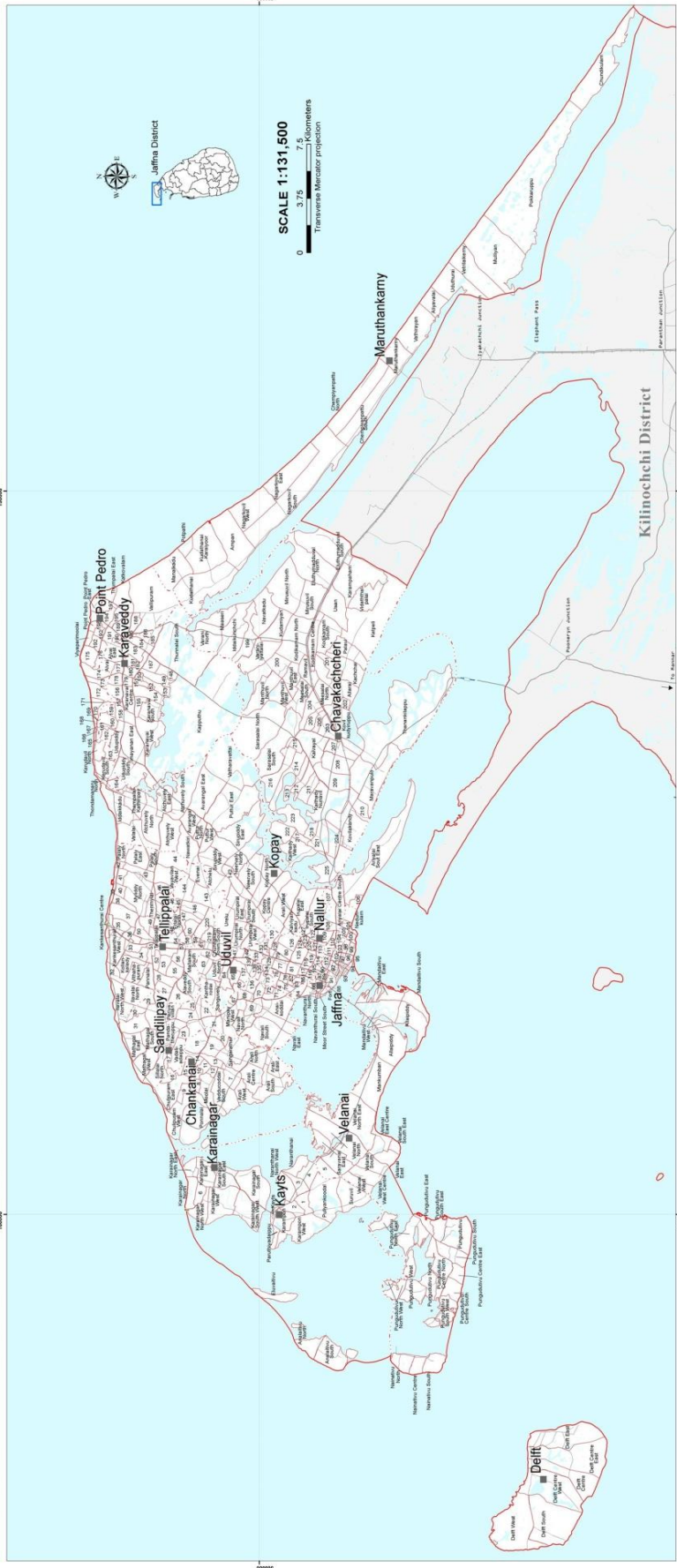


Table below displays the names of GN Divisions which are labeled by numbers in the map

No.	GN Divisions	No.	GN Divisions	No.	GN Divisions	No.	GN Divisions	No.	GN Divisions
1	Karainagar South East	77	Kokoru Centre (West)	151	Karaveddy East	217	Aval North	283	Kilinochchi
2	Narathal North	78	Kokoru North West	152	Karaveddy South	218	Aval South	284	Kilinochchi North
3	Narathal South	79	Kokoru North East	153	Karaveddy West	219	Aval East	285	Kilinochchi South
4	Saravali West	80	Kokoru North East	154	Mattitoli East	220	Naladdy North	286	Maruthankam
5	Saravali East	81	Kokoru South West	155	Mattitoli West	221	Naladdy South	287	Maruthankam North
6	Karainagar Centre	82	Kokoru South East	156	Karavai North	222	Naladdy East	288	Maruthankam West
7	Karainagar West	83	Kokoru South West	157	Karavai West	223	Aththal North	289	Maruthankam Centre
8	Thopuram West	84	Vannappuram A.W. (North)	158	Karavai East	224	Aththal West	290	Buratt Centre
9	Thopuram East	85	Vannappuram A.W. (South)	159	Inaganam	225	Aththal East	291	Buratt North
10	Thopuram Centre	86	Vannappuram A.W. (West)	160	Vavady North	226	Thuralai North	292	Buratt South
11	Vedubboddi North	87	Vannappuram A.W. (East)	161	Vavady South	227	Thuralai West	293	Buratt East
12	Siravani	88	Moor Street North	162	Kuduvai North	228	Thuralai East	294	Thuralai North
13	Vedubboddi East	89	Moor Street South	163	Kuduvai South	229	Thuralai West	295	Thuralai South
14	Siravani	90	Moor Street East	164	Kuduvai West	230	Thuralai East	296	Thuralai South
15	Parappuram	91	Small Bazaar	165	Thonnamana South	231	Thuralai West	297	Thuralai South
16	Parappuram	92	Small Bazaar	166	Thonnamana North	232	Thuralai East	298	Thuralai South
17	Chankanaai West	93	Small Bazaar	167	Vannappuram A.E. (South)	233	Thuralai West	299	Thuralai South
18	Chankanaai East	94	Recitation West	168	Vannappuram A.E. (North)	234	Thuralai East	300	Thuralai South
19	Chankanaai South	95	Recitation East	169	Vannappuram A.E. (West)	235	Thuralai West	301	Thuralai South
20	Chankanaai North	96	Thrunagar East	170	Vannappuram A.E. (East)	236	Thuralai East	302	Thuralai South
21	Sandipity West	97	Thrunagar West	171	Nallur Centre	237	Thuralai West	303	Thuralai South
22	Sandipity East	98	Thrunagar East	172	Nallur North	238	Thuralai East	304	Thuralai South
23	Sandipity West	99	Thrunagar West	173	Nallur South	239	Thuralai West	305	Thuralai South
24	Sandipity North	100	Passapoor West	174	Aval North West	240	Thuralai East	306	Thuralai South
25	Mattipity	101	Passapoor East	175	Aval North East	241	Thuralai West	307	Thuralai South
26	Almaddy North	102	Chundakul North	176	Aval South West	242	Thuralai East	308	Thuralai South
27	Almaddy Centre	103	Chundakul South	177	Aval South East	243	Thuralai West	309	Thuralai South
28	Almaddy South	104	Chundakul East	178	Naladdy North	244	Thuralai East	310	Thuralai South
29	Saravali West	105	Chundakul West	179	Naladdy South	245	Thuralai West	311	Thuralai South
30	Saravali East	106	Chundakul Centre	180	Naladdy East	246	Thuralai East	312	Thuralai South
31	Messanoodal	107	Chundakul Centre	181	Aththal North	247	Thuralai West	313	Thuralai South
32	Messanoodal	108	Arayale South West	182	Aththal West	248	Thuralai East	314	Thuralai South
33	Messanoodal	109	Arayale South East	183	Aththal East	249	Thuralai West	315	Thuralai South
34	Messanoodal	110	Arayale North West	184	Thuralai North	250	Thuralai East	316	Thuralai South
35	Messanoodal	111	Arayale North East	185	Thuralai West	251	Thuralai West	317	Thuralai South
36	Pala Vennampuram North	112	Arayale West	186	Thuralai East	252	Thuralai East	318	Thuralai South
37	Pala Vennampuram North	113	Arayale Centre	187	Thuralai West	253	Thuralai West	319	Thuralai South
38	Thrayid North	114	Arayale East	188	Thuralai East	254	Thuralai East	320	Thuralai South
39	Thrayid Centre	115	Nallur South	189	Thuralai West	255	Thuralai West	321	Thuralai South
40	Thrayid South	116	Nallur North	190	Thuralai East	256	Thuralai East	322	Thuralai South
41	Mingiputhur West	117	Nallur East	191	Thuralai West	257	Thuralai West	323	Thuralai South
42	Mingiputhur East	118	Nallur West	192	Thuralai East	258	Thuralai East	324	Thuralai South
43	Mingiputhur West	119	Nallur Centre	193	Thuralai West	259	Thuralai West	325	Thuralai South
44	Mingiputhur East	120	Nallur North	194	Thuralai East	260	Thuralai East	326	Thuralai South
45	Mingiputhur West	121	Nallur South	195	Thuralai West	261	Thuralai West	327	Thuralai South
46	Mingiputhur East	122	Nallur East	196	Thuralai East	262	Thuralai East	328	Thuralai South
47	Mingiputhur West	123	Nallur West	197	Thuralai West	263	Thuralai West	329	Thuralai South
48	Mingiputhur East	124	Nallur Centre	198	Thuralai East	264	Thuralai East	330	Thuralai South
49	Mingiputhur West	125	Nallur North	199	Thuralai West	265	Thuralai West	331	Thuralai South
50	Mingiputhur East	126	Nallur South	200	Thuralai East	266	Thuralai East	332	Thuralai South



3.1 Borders of the District

Jaffna District is the northern end of the Northern Province of Sri Lanka, about 410 km away from Colombo. It consists of the peninsula and seven inhabited Islands. North, East and West boundaries of the District are Indian Ocean, South is Jaffna Lagoon and Kilinochchi District. The total land area including Island waters is 1,012.01Sq.km. Jaffna District is divided into four Sub divisions. They are Islands, Valikamam, Thenmaradchi and Vadamadachi.

There are 1,084 ponds and 2,433 ditches scattered all over the District with connected channels to conserve rain water. Excess water easily drained into the sea/lagoon. The levels are Point Pedro 15.24m, Myliddy 10.8 m, Chankanai 3.04 m and Kokuvil 6.09 m respectively above the Sea level.

3.2 Historical Importance of Jaffna District

During the past historical periods kings were ruled this Jaffna Rajadancee from 13th century. This can be proved with the available sources. Nallur was their capital city and Ariya-kings and thereafter the kings of their places ruled Jaffna District. The important spots – Jamuna Eri, Sangiliyan Thoppu frontage Sangiliyan Entrance, Palace for king and queen are some of the valuable places still in Jaffna. The other distinguished places under British rule are Clock Tower, very popular schwas and the broad roads.

They point out the historical marks of the District. The Nallur Kandasamy Temple, Vannarpannai Vaitheeswaran Temple Perumal Temple, Large Fort are some of the examples of

Building structures which shows architecture and gives more information about Jaffna.

3.3 About Natural Resources of the District

Climate: Jaffna District falls under tropical zone. Peak rainfall is during the months from October to December. During North East Monsoon, there is the Scattered during April to May. The inter Monsoon rain is uncertain. In the year 2017, the rainfall was 1,231.10 mm, temperature between 25.05 - 30.75°C as normally and average temperature was 28.45C.

Soil: The soil and water resource of the Jaffna Peninsula are both related to the limestone geology of the land. The soils are formed on the marine deposits and sentiments under the influence of sea waves and winds on lime stones. Tile limestone being a porous rock is the source of groundwater for the Peninsula. Well drained and high productive calcic Red Yellow latasol and Red Yellow latasol soil types are found in central areas (60,000Ha). Alkalin saline soil and Regasol are found in coastal areas (26000Ha) and alluvial soil is in Valukai Aru area (10000Ha). In certain areas coral lime stone is available. This different soil types offer scope for cultivation of exotic as well as local crops. Tile depth of soil varies from 90cm- 150cm.

Water: Jaffna peninsula has a source of Ground Water store in the Sub terrain layer of limestone. The limestone is the main aquifer. This aquifer can be found several isolated caves and caverns capable of storing ground water without evaporation losses. It is a excellent aquifer. The entire ground water is generated from percolated rainfall and it forms a freshwater lens beneath the peninsula. It is found



that the fresh water lens do not extend below the base of the lime stone. The fresh water lens is sustained by the buoyancy of fresh water in relation to sea water. Difference in density, (1.0,1.025) giving a ratio of 40:1. That is every meter of fresh water above the sea level requires a depth of fresh water lens of 40m when no mixing between fresh and seawater takes place. There is no sharp interface between fresh and seawater.

Ground water recharge has been viewed as a function of effective rainfall in the Jaffna Peninsula, this occurs only during the annual monsoon rainfall during the period September to January. After losses by direct run - off (about 10-15 percent), only 30 to 32 percent of the rainfall is left over for groundwater recharge. In the past three decades the quality of water in the region has deteriorated due to various reasons. Variability of the rainfall over the region has directly contributed to this as rainfall is the only source of recharge. The ground water in Jaffna peninsula is in danger due to salinity problem. A significant factor that has contributed to increase salinity in the well water has been the indiscriminate extraction of water from the underground aquifers. This has been exacerbated by the increase in population and the rapid rate of extraction using pumps both electric and kerosene driven for domestic and agricultural purpose. Because of low fresh water heads in the underground aquifers large amount of withdrawals from wells cause heads to further decline and the fresh water salt water interface to rise resulting in salt intrusions in several areas in the peninsula. The Intensive agricultural pattern adopted in the last three decades also led to the increase of salinity in the water. Several wells once used to supply potable water are not in use now due to the increase of salinity.

3.4 Livelihood Patterns of the People of the District or Main Commercial and Economic Activities

The livelihood of Public of Jaffna District is mainly depends on Agriculture, Animal husbandry and Fishing. Some of them are adhere self employment and Home Industries and get income for their life.

The productive activities of Jaffna District are as follows.

Extent And Yield of Subsidiary Food Crops Cultivated on Highland Maha and Yala -2017					
S.N		Maha		Yala	
		Extent (hec)	Yield (mt)	Extent (hec)	Yield (mt)
1	Kurakkan	70.7	102.071	81.414	77.484
2	Green Gram	73.41	63.479	47.31	34.897
3	Cowpea	62.41	48.932	25.987	13.685
4	Black Gram	60.3458	38.668	24.83	27.033
5	Gingerly	176.96	155.843	84.78	96.117
6	Ground Nuts	19.35	19.891	15.26	13.904
7	Manioc	247.89	6366.978	163.028	3497.03
8	Potatoes	82.27	1235.155	0	0
9	Red Onions	936.21	12265.872	665.34	8198.947
10	Chilies (Green)	410.4	2310.781	199.628	478.984
11	Beedi/Cigar Tobacco	373.76	2777.668	15.74	35.745
12	Beetel	0	0	24.81	723600
13	Beetroot	93.92	1733.577	64.3	899.713
14	Other vegetables	1207.74	16915.644	916.313	11656.756

Extent and Amount of Coconut – 2017

S. N	Divisional Secretariats	Total Extent in 2017 (ac)	No. of Estimated Coconut Trees in 2017	Suitable Extent for Coconut Cultivation (ac)
1	Delft	1,136	72,767	64
2	Islands South (Velanai)	1,985	127,059	14
3	Islands North (Kayts)	1,742	111,520	72
4	Karainagar	1,498	99,126	0
5	Jaffna	461	23542	567
6	Nallur	643	41,154	0
7	Valikamam South West (Sandilipay)	571	36,555	0
8	Valikamam West (Chankanai)	700	44,424	0
9	Valikamam South (Uduvil)	681	43,606	0
10	Valikamam North (Tellipalai)	685	45,268	0
11	Valikamam East (Kopay)	786	50,308	0
12	Thenmaradchy (Chavakachcheri)	5,569	356,438	0
13	Vadamaradchy South West (Karaveddy)	699	38,272	0
14	Vadamaradchy North (Point Pedro)	569	36,460	0
15	Vadamaradchy East (Maruthankerny)	1143	73,212	982
Total		18,868	1,199,711	1699

Source: Coconut Cultivation Board, Jaffna

* Un cleared Land area not included in this table

Fish Production by Fishing Inspection
Division wise - 2017

No	Fisheries Inspector Division	Number of Fishing Village	Fishermen Cooperative Societies	Fishermen Pension Scheme	Fish Landings	Fishing Anchoring Points	Fishing Harbors
1	Alliyawalai	4	4		4		
2	Thalaiady	6	6		5		
3	Point Pedro East	9	10		10		
4	Point Pedro West	10	10		12		
5	KKS East	6	5	7	5		1
6	KKS West	7	7	1	7		
7	Sandilipay	8	13	1	4		
8	Chulipuram	19	18	78	19		
9	Kayts	9	9		8		
10	Delft	4	6		4		
11	Velanai	9	10		9		
12	Jaffna West	4	6	4	3	1	1*
13	Jaffna East	5	5		5	1	
14	Chavakachcheri	8	8		8		
Total		108	117	91	103	2	2

Note : * Gurunagar Jetty is proposed to Construct

Fresh Fish Production by Fisheries Inspector
Division Jaffna District 2017

No	Fisheries Inspector Division	Production in Mt. Ton
1	Aliyawalai	3,528
2	Thalaiady	3,343
3	Point Pedro East	2,622
4	Point Pedro West	3,996
5	KKS East	2,852
6	KKS West	2,244
7	Sandilipay	4,302
8	Chulipuram	2,335
9	Kayts	2,656
10	Delft	2,530
11	Velanai	3,032
12	Jaffna West	6,575



13	Jaffna East	1,659
14	Chavakachcheri	2,009
Total		43,683

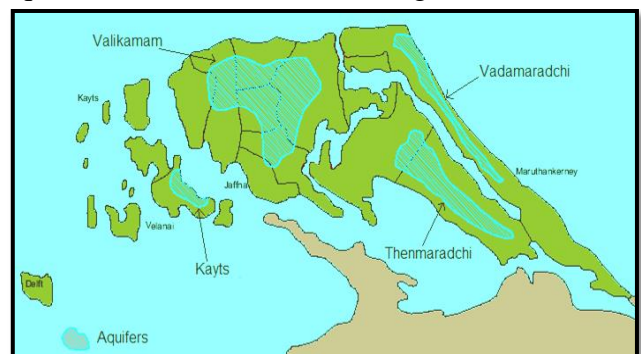
Palmyrah products Produced by Palmyrah Development Board – 2017

#	Items	Unit	Quantity	Production Cost (LKR)
1	Pulp	750ml	5,575	696,875.00
2	Crush	751ml	2,954	324,940.00
3	Palm Drink	190ml	18,795	281,925.00
4	Panaddu	250g	3,907	683,725.00
5	Pani Panaddu	250g	1,699	467,225.00
6	Jam	400g	1,732	259,800.00
7	Panam Plakaram	100g	1,778	71,120.00
8	Panam Plakaram	1Kg	25	9,960.00
9	Boiled Dried Tuber	500g	3,085	354,775.00
10	Seeval Odiyal	250g	5,064	582,360.00
11	Boiled Dried Tuber Flour	500g	3,727	503,145.00
12	Dried Tuber Flour	500g	2,801	392,140.00
13	Palmposha	500g	4,960	620,000.00
14	Palmposha	150g	590	29,500.00
15	Readymate Odiyal Kool	150g	271	27,100.00
16	Sugarcandy	100g	200	56,000.00
17	Cookes	Pack	1,466	36,650.00
18	Yogurt	80g	1,300	45,500.00
19	Ice cream	80g	200	5,000.00
20	Jaggery Cake	Pcs	952	38,080.00
21	Pulp Cake	Pcs	79	1,580.00
22	Marshmallow	Pack	2,013	50,325.00
23	Jujups	Nos	109	1,308.00

24	Vadakam	100g	653	52,240.00
25	Vadakam	250g	706	123,550.00
26	Thaddu vadai	Pack	1,128	84,600.00
27	Jaggery	Kg	1,687	1,138,711.50
28	Treacle	Lit	4,459	2,229,300.00
Total				9,167,434.50

3.5 Irrigation System of the District

Jaffna peninsula unlike other parts of the island there are no streams or rivers in Jaffna Peninsula, where the land is largely flat. In addition, the topography does not permit construction of reservoirs. This makes ground water is the prime source of the Jaffna peninsula and hence, it largely depends on the annual rainfall received mostly during October to December monsoon rains. Ground water has been the “life blood “of the Jaffna peninsula, there are four aquifers (underground reservoirs) such as valikamam aquifer, Vadamarachchi aquifer , Thenmarachchi aquifer and Kayts aquifer as shown in the below figure.



The Jaffna peninsula is blessed with 1,250mm of annual average rainfall over an area of about 1,000sq.km producing 1,250MCM of rainwater. Water supply requirement of Jaffna is only 51MCM, which amounts to less than 5% of the

rainfall. Up to about the nineteen sixties and seventies, even with a greater population than at present, people of Jaffna were able to sustainably meet their water requirement. Agriculture demand of Jaffna is approximately 150 MCM.30% of rainwater goes to sea without using and 50% of rain water loses due to the evaporation.

Fortunately we have potential surface water sources such as Ponds(minor Tanks), fresh water Lagoons, drainage scheme and Salt water exclusion schemes. There are over thousand ponds scattered all over the peninsula and conserve the precipitation to provide water for cultivation of small extents around the ponds and to recharge the aquifer. There are three lagoons which are internal lagoons (vadamarachchi lagoon and upparu lagoon) and external lagoon (Elephantpass lagoon)



The ponds are badly silted due to many years of usage and the capacities are reduced. A program to rehabilitate, improve and desilt the ponds will increase the water resources potential of the peninsula.

The Vadamarachchi Lagoon starts near Uduthurai & Pachilaipalli area and ends at the entrance to Thondamanaru sea mouth with surface areas of about 77 square km consists of 22 nos of flood protection bunds. The main features of Vadamarachchi lagoon are given below.

- Catchment area 115 sq. miles

- Lagoon water spread - 30 sq. miles.

Upparu Lagoon is a natural lagoon has an outlet structures called barrage, which is located across the sea outfall at Ariyalai between 195 & 196 mile post along Kandy – Jaffna road. Further a separation bund of 4.40km isolating the lagoon from ChemmanySalterns and Paddy fields. This barrage is used to regulate the flood water flow in to the sea and to prevent sea water intrusion in to the lagoon. The main features of Ariyalai Barrage are given below.

- Catchment area 85 sq. miles
- Lagoon water spread 10 sq. Mile
- No of gates 42 Nos
- Size of the gates 5’0”x 5’6”
- Spill crest level +4 ft
- Gate sill level -1 ft
- Spill way 540 ft of concrete wall.

Valukkiyaru is a drainage scheme that drained the water from the western sect of the Valikamam area and is covered by four Divisional Secretariats for administration. It contains catchments of 57sq.km in Valikamam North, Valikamam South, Valikamam South West &Valikamam West associated to towns Tellipalai, Uduvil, Sandilipay&Chankanai respectively. This scheme was initiated in 1948, had been operating successfully until the early 80s and had gone into dilapidation since then owing to lack of care and conflict related activities. It has to be emphasized that most of the population were displaced from these areas during these periods primarily in 1985 and 2001, which had a significant impact on the deterioration of the system. Valukkaiaru main channel with the length of 14.5km drains the excess flood water to sea and it consists 08 tributary channels which connects ponds to the main channel and help to drain excess water.

Valukki yaru is a drainage scheme that drained the water from the western sect of the Valikamam area and is covered by four Divisional Secretariats for administration. It contains catchments of 57sq.km in Valikamam North, Valikamam South, Valikamam South West & Valikamam West associated to towns Tellipalai, Uduvil, Sandilipay & Chankanai respectively. This scheme was initiated in 1948, had been operating successfully until the early 80s and had gone into dilapidation since then owing to lack of care and conflict related activities. It has to be emphasized that most of the population were displaced from these areas during these periods primarily in 1985 and 2001, which had a significant impact on the deterioration of the system. Valukkaiaru main channel with the length of 14.5km drains the excess flood water to sea and it consists 08 tributary channels which connects ponds to the main channel and help to drain excess water.

SWE Schemes were built not only to prevent the seawater intrusion but also to facilitate to release flood water during floods. Salt Water Exclusion Schemes and flood protection bunds are essential for conservation of underground water and to convert the low-lying coastal area free from salinity and make the peripheral lands arable with increased productivity in the Manavari cultivation. There are 34 nos of SWE scheme bunds in the coastal area of Jaffna peninsula.

Se.No	SWE Scheme Details	Ds Division	Area (Acre)
1	Panamkani	Delft	50
2	Veddukali	Delft	150
3	Vellai	Delft	50
4	Athankarai	Delft	100
5	Naranthanai	Kayts	200
6	Thampaddi	Kayts	100
7	Kalikulam	Kayts	300
8	Muthalaikuli	Kayts	225
9	Vellaikadal	Kayts	300
10	Melinchimunai	Kayts	125
11	Kurukkukadal	Kayts	300

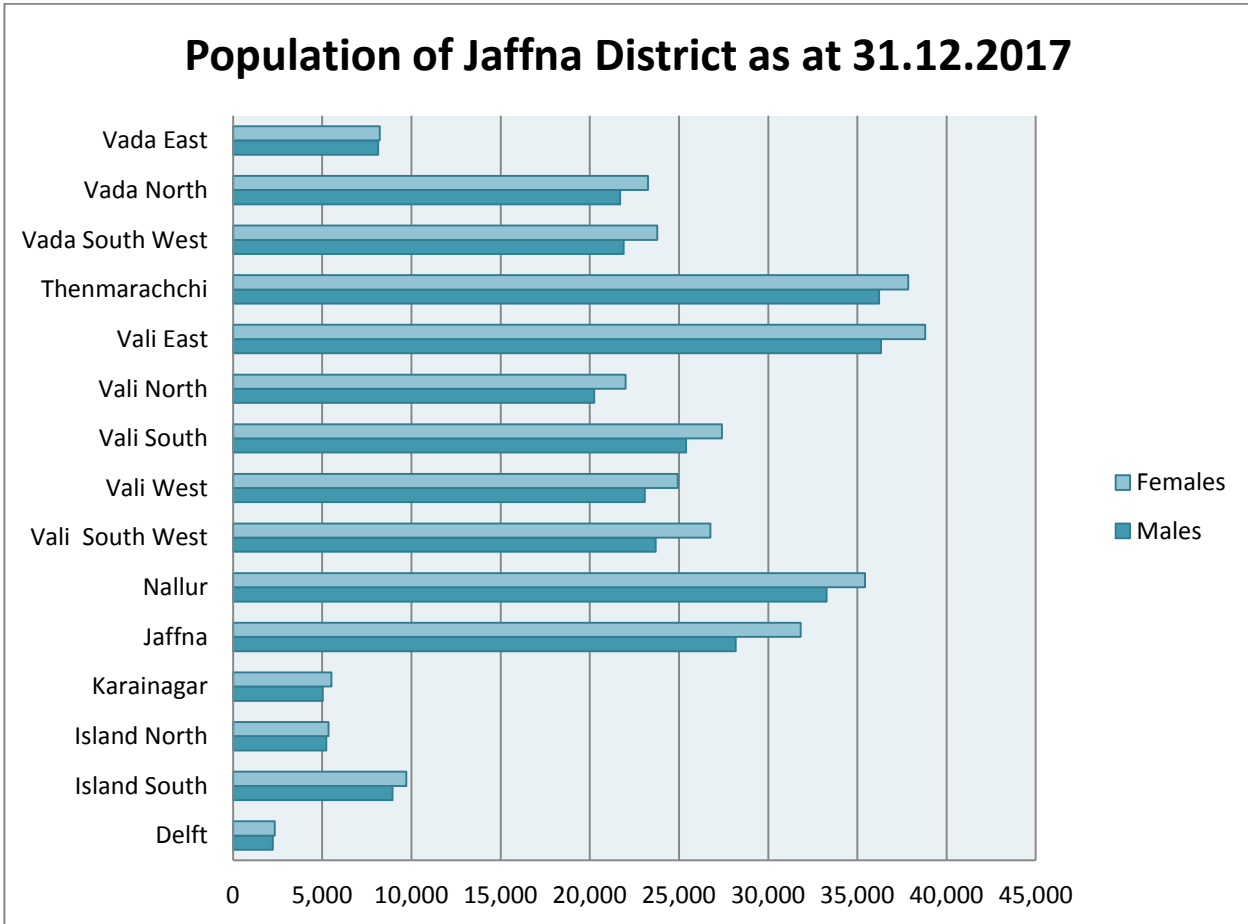
12	Suruvil	Kayts	50
13	Ananlaithivu	Kayts	37
14	Allaipiddy	Velanai	25
15	Mandaithivu	Velanai	400
16	Mankumpan	Velanai	205
17	Saravanai	Velanai	400
18	Madathuveli	Velanai	10
19	Punkuduthivu RB	Velanai	450
20	Solanodai	Velanai	225
21	Irrupiddy	Velanai	300
22	Kaluthapiddy	Velanai	450
23	Uppukali	Velanai	225
24	Kaliyaru	Velanai	300
25	Thevanikulam	Velanai	300
26	Araly	Chankanai	1000
27	Ponnalai Costal Area	Chankanai	135
28	Kallundai	Sandilipay	450
29	Vernan	Karainagar	120
30	Sampalodai	Karainagar	325
31	Kiluvanai	Karainagar	50
32	Thuvanampiddy	Karainagar	100
33	Paravaikadal	Karainagar	300
34	Thanankillappu	Chavakachcheri	465
Total			8222

3.6 Population Information of the District

No	DS Division	No of Families	Males	Females	Total Number of Persons
1	Delft	1,423	2,244	2,347	4,591
2	Island South	5628	8982	9692	18674
3	Island North	3078	5074	5343	10417
4	Karainagar	3566	5082	5573	10655
5	Jaffna	17482	28319	31806	60125
6	Nallur	22177	32920	34900	67820
7	Valikamam South West	15659	23832	27080	50912
8	Valikamam West	14660	22905	24682	47587
9	Valikamam South	17140	25308	27372	52680
10	Valikamam North	14023	21391	23051	44442
11	Valikamam East	22979	36453	39160	75613
12	Thenmaradchy	22889	35986	37408	73394
13	Vadamaradchy South West	14777	21846	23658	45504



14	Vadamarachy North	13929	21805	23491	45296	Total	194,667	300,305	323,874	624,179
15	Vadamarachy East	5257	8158	8311	16469					



3.7 Rainfall Pattern of the District

The climate of Jaffna is determined by the monsoon that forms a wet and dry season in the District. The major rainy season occurs during the North East monsoons from October to December and the minor rainy season occurs during the South West monsoon in April and May. The period between the South West Monsoon and the North East Monsoon is the dry season extending from June to September. The average rainfall is 1300mm but is highly

variable, spanning a range of 630mm to 1780mm

A distinctive feature of the district is the underground formation of lime stone, in which ground water is stored at depths of 6 to 14 meters. The water is extracted through about 110,000 open dug wells for domestic and agricultural purposes. Surface water is scarce compare to other district, although, the Peninsula originally had two major lagoon schemes, 34 nos. of salt water exclusion schemes, drainage scheme and about thousand small ponds which retained the monsoon rain water which then percolated into the surrounding wells during the

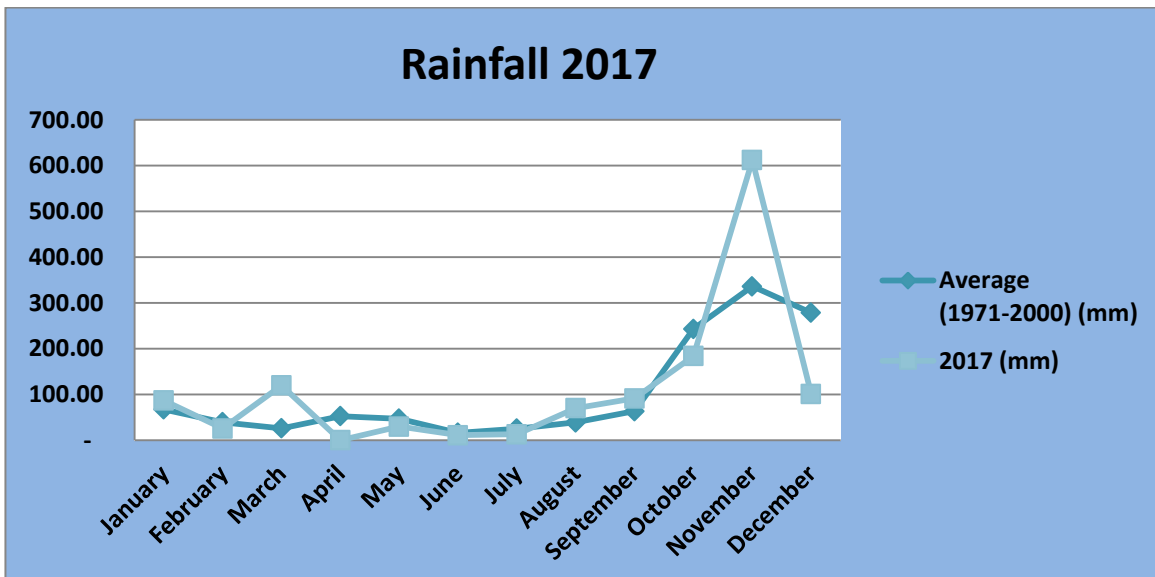


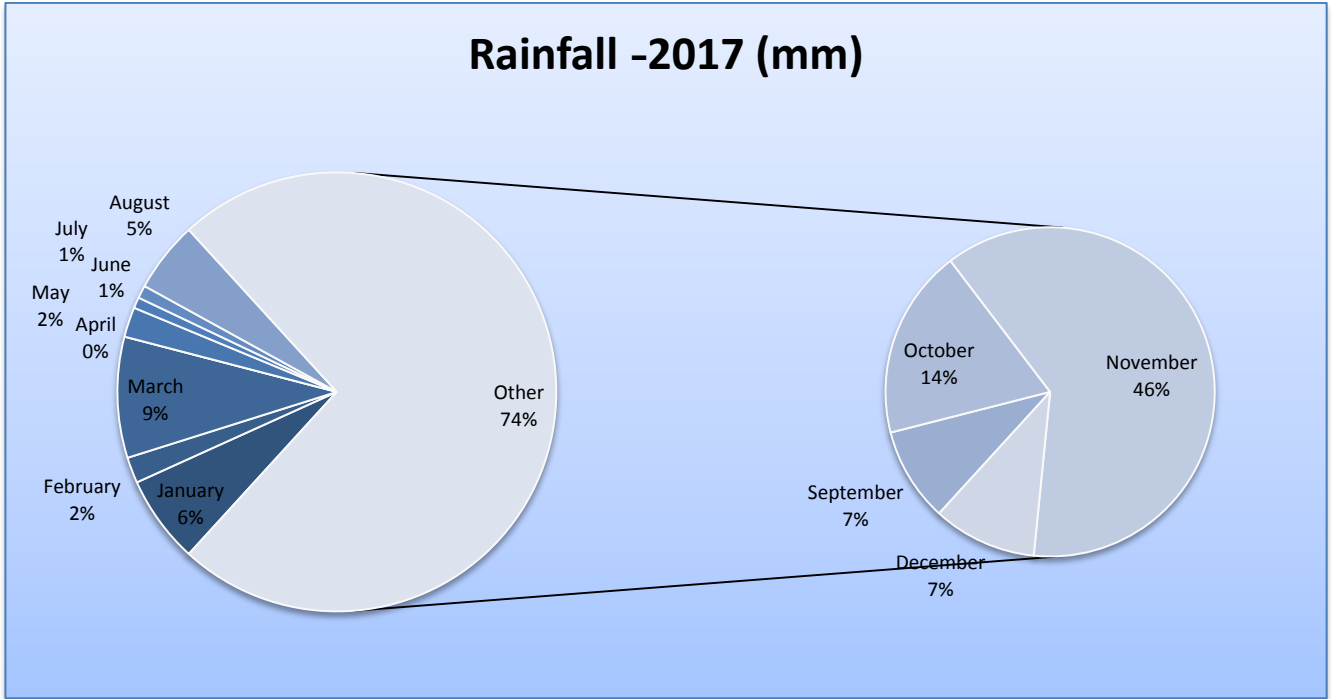
dry season. Now many of these schemes ponds have fallen into silted up and dilapidated condition due to poor maintenance. During the late seventies and early eighties the agricultural activities in the Jaffna Peninsula was at its peak. They lift the necessary water from the underground aquifer. In the earlier days either by their own manual effort or with the aid of animals, now water pumps are used for this purpose and water laboriously lifted from the underground source.

Jaffna depends on the underlying limestone aquifer for its water and the capacity of the aquifer was stretched to its limits. Some of the dug wells, the principal source for fresh water, went dry and many others became saline due to salt water intrusion.

Rain fall 2017

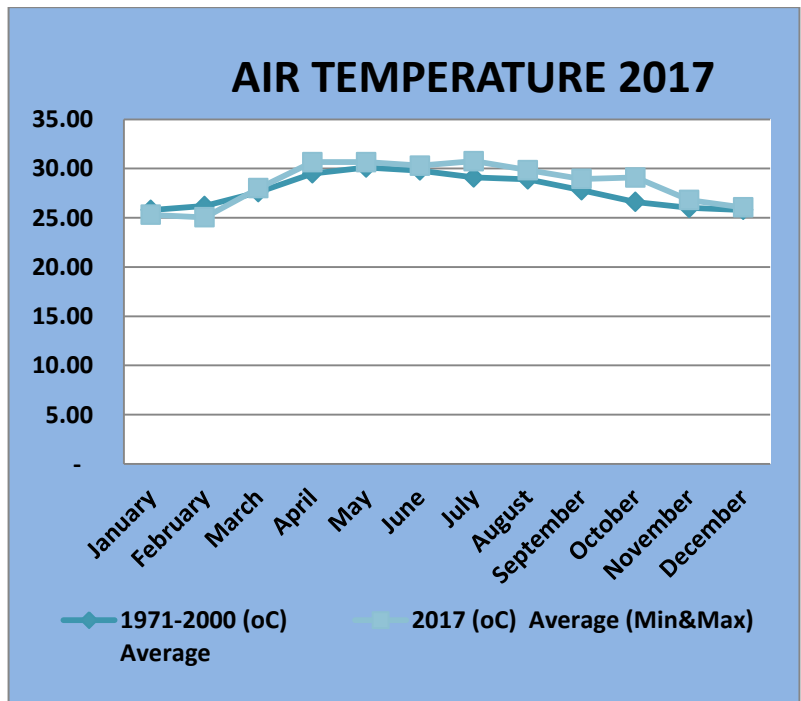
S.N	Months	Average (1971-2000) (mm)	2017 (mm)
1	January	67.10	86.7
2	February	39.00	25.6
3	March	25.70	119.6
4	April	52.30	0
5	May	46.70	29.6
6	June	16.10	10.8
7	July	25.10	12.7
8	August	38.70	70
9	September	63.30	91.3
10	October	242.80	184
11	November	336.10	611.7
12	December	278.20	100.6
Annual Total		1,231.10	1,342.60

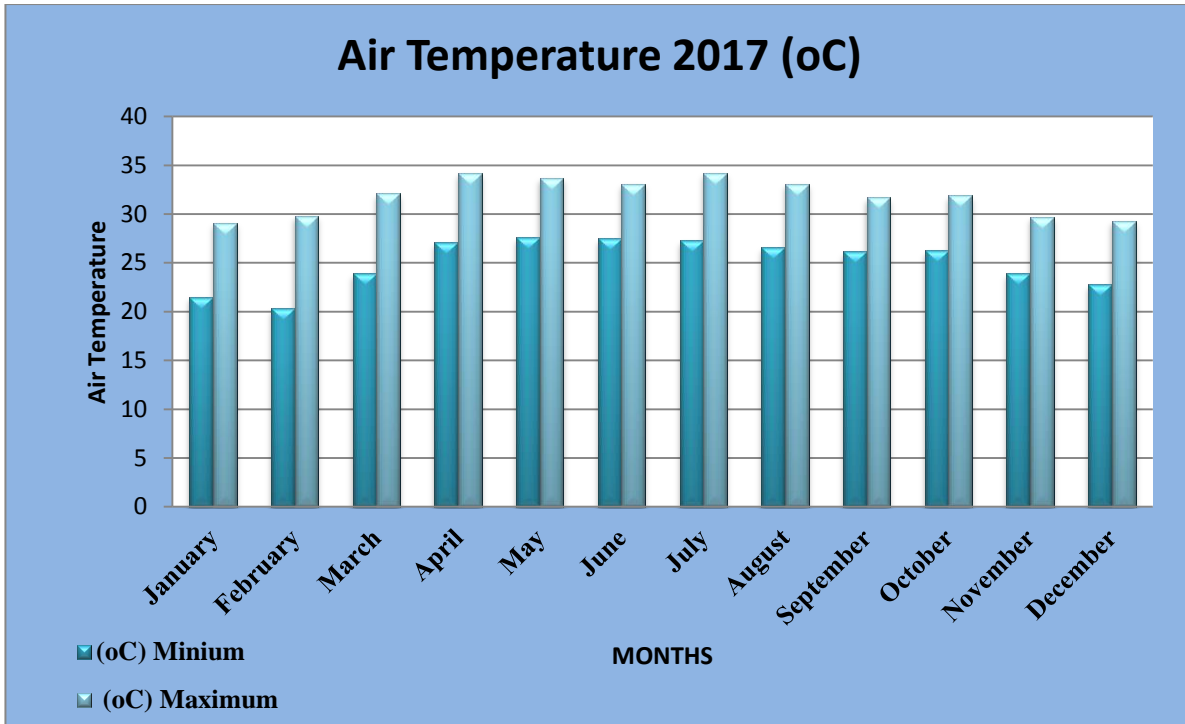




Air Temperature 2017

S.N	Months	1971-2000 (oC) Average	2017 (°C)		
			Average (Min&Max)	(°C) Minium	(°C) Maximum
1	January	25.80	25.3	21.5	29.1
2	February	26.20	25.05	20.3	29.8
3	March	27.60	28	23.9	32.1
4	April	29.50	30.65	27.1	34.2
5	May	30.10	30.65	27.6	33.7
6	June	29.80	30.3	27.5	33.1
7	July	29.10	30.75	27.3	34.2
8	August	28.90	29.85	26.6	33.1
9	September	27.80	28.95	26.2	31.7
10	October	26.60	29.1	26.3	31.9
11	November	26.00	26.8	23.9	29.7
12	December	25.80	26.05	22.8	29.3
	Annual Total	333.20	341.5	301.0	381.9





3.8 Basic Statistical Information of the District

Name of the District	Jaffna
Province	Northern Province
Total Land Area	1,012.01sq.feet
No. of Divisional Secretariat Divisions	15
No. of Grama Niladhari Divisions	435
No. of Voters	468,476
No. of Villages	1,453
No. of Polling Divisions	526
No. of Municipal Councils	01

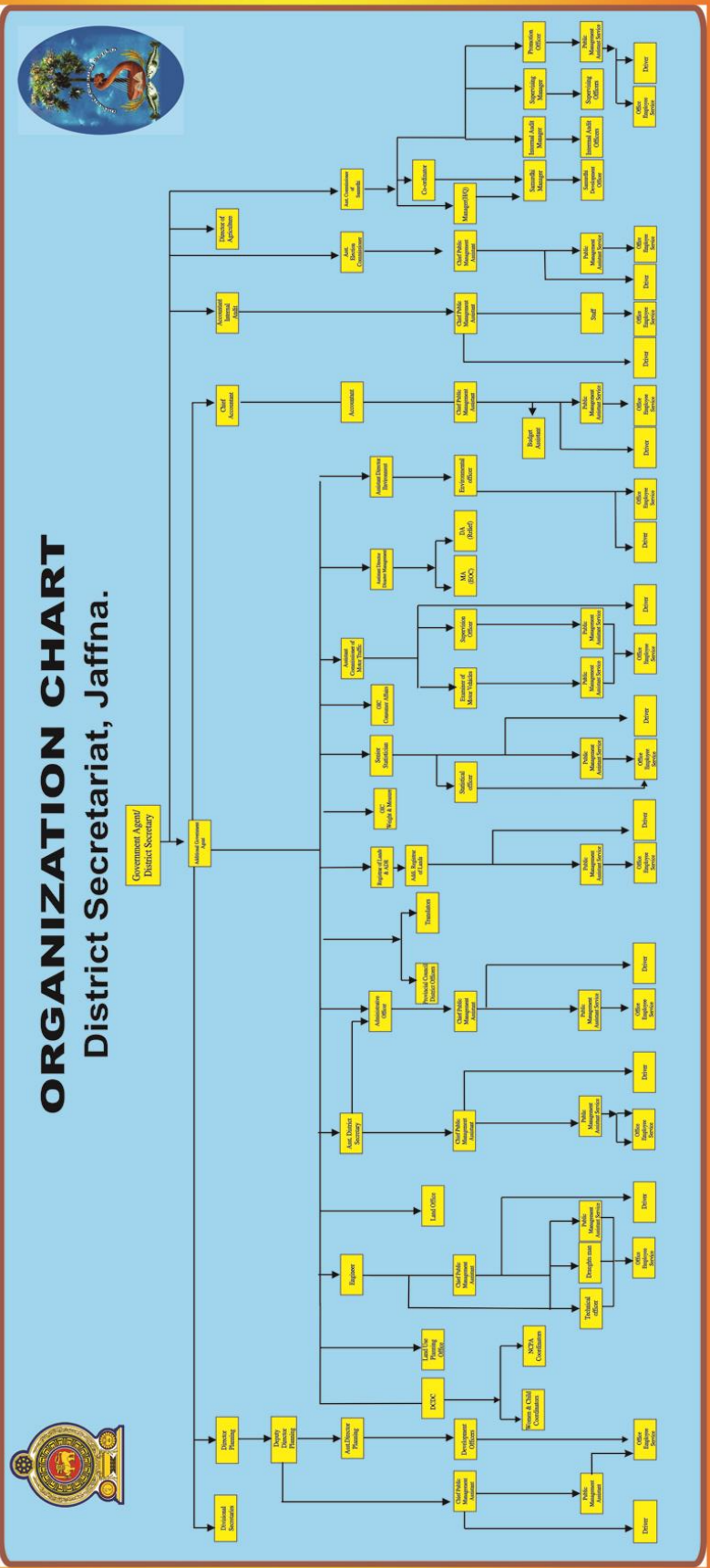
No. of Urban Councils	03
No. of Pradeshiya Sabhas	13
No. of Electorates	10
No. of Circuit & Holiday Bungalow, Quarters	01
No. of Zonal Educational Offices	05
No. of Schools & No. of Teachers	Schools - 501 Teachers – 8,359
No. of Members of Parliament	08
No. of Members of Provincial Council	16
No. of Members of Local Government Authorities (Elections on 2011)	224
Population (on 31.12.2017)	624,179



4. Organizational Structure & Approved Cadre

4.1 Organizational Structure

தூய நோக்கு தனியே உயர்ந்த நிலைமை படைப்பதற்காக உயர்ந்த நிலைமை வளம்படுத்தல். தனியே உயர்ந்த நிலைமை படைப்பதற்காக உயர்ந்த நிலைமை வளம்படுத்தல்.	உருவம் ஒத்த உயர்ந்த நிலைமை படைப்பதற்காக உயர்ந்த நிலைமை வளம்படுத்தல்.	Vision Offer an excellent, efficient and effective service to the people through the district administration by utilizing contemporary technical strategies.
பணி நோக்கு அரசு மகாநகரத் திட்டங்களில் வழங்கும் உயர்ந்த நிலைமை வளம்படுத்தல் உத்தரவுகளைப் பயன்படுத்தி மாவட்ட, நகராட்சி, கிராமிய மட்டத்தில் மக்களின் சமூக, பொருளாதார வளம்படுத்தலை உடனடியாக மேற்கொள்ளுதல்.	மென்மையான மக்கள் மத்தியில் உயர்ந்த நிலைமை படைப்பதற்காக உயர்ந்த நிலைமை வளம்படுத்தல்.	Mission Promote the socio-economic status of people at village, divisional and district levels by optimum utilization of resources at our disposal by means of adopting government's policy plans and to uphold arts, local custom and cultural values that are specific to them



4.2 Approved Cadre Details

Details of Approved Cadre and Vacancies as at District Secretariat, Jaffna- 31.12.2017

S/ No	Designation	Service	Class/ Grade	Approved Cadre	Present strength	Vacancies	Remarks
1	District Secretary	SLAS	Special	1	1	0	
2	Add District Secretary	SLAS	I	2	2	0	
3	Director (Planning)	SLPS	I	1	1	0	SLPS - I acting
4	Chief Accountant	SLAcS	I	1	1	0	
5	Chief Internal Auditor	SLAcS	I	1	1	0	
6	Asst. District Secretary	SLAS	III/II	1	1	0	I
7	Assistant Director/ Deputy Director (Planning)	SLPS	III/II	4	4	0	III/I
8	Accountant	SLAcS	III/II	2	1	1	III
9	Engineer	SL.EngS	III/II	2	1	1	II/II
10	Administrative officer	PMAS	Supra	1	acting	1	PMAS- I
11	Translator- (Sinhala- Tamil) & (Tamil - English)	TS	II/ I	2	1	1	
12	Sri Lanka Information and Communication Technology officer	SLICTS	Class 2 Grade II/I	1	2	-1	ICTO 2/I 2/II
13	Development Co-Ordinator	AS	III/II/I	2	2	0	
14	Budget Assistant	AS	III/II/I	2	1	1	
15	Development Officer	DOS	III/II/I	26	29	-3	
16	Development Officer (Development)	DOS	III/II/I	12	16	-4	
17	Technical Officer	SLTS	III/II/I	2	1	1	
18	Draughtsman	SLTS	III/II/I	1	0	1	
19	Public Management Assistant	PMAS	I,II,III	50	48	2	
20	Receptionist	Contract Basis	Monthly Allowance 33,638/=	1	0	1	
21	Typist	Departmental	I,II,III	1	1	0	
22	Clerk	Departmental	I,II,III	2	2	0	
23	Computer Operator	Departmental	I,II,III	1	1	0	
24	Srilanka Information and Communication Technology Assistant	SLICTS	Class 3 Grade III/II/I	2	4	-2	ICTA
25	Technical Assistant	Departmental	I,II,III	2	2	0	
26	Driver	CDS	Spe,I,II,III	14	10	4	
27	Electrician/Plumber	Departmental	Spe,I,II,III	1	0	1	
28	Bungalow Keeper Cum Cook	Departmental	Spe,I,II,III	1	0	1	
29	KKS	O.E.S	Spe,I,II,III	20	27	-7	
30	Office Labour	Departmental	Spe,I,II,III	4	0	4	
31	Office Watcher			0	4	-4	
Total				163	164	-1	

Details of Approved Cadre and Vacancies as at 15 Divisional Secretariats in Jaffna District as at 31.12.2017

Posts	Service Grade/ Class	Approved Cadre of Management Service Department	Present Strength	Number of Vacancies	Note
Senior Level					
Divisional Secretary	SLAS I	15	15	0	
Asst. Divisional Secretary	SLAS II/ III	15	2	9	SLAS I
			4		SLAS III
Assistant / Deputy Director (Planning)	SLPS II/III	15	12	3	Acting
Assistant Director	Supernumerary III	2	2	0	
Accountant	SLAcSII/III	15	6	0	SLAcS I
			9		SLAcS III
Senior Level Total		62	50	12	
Tertiary Level					
Administrative Officer	PMAS Supra	15	7	8	Division acting
Grama Niladharies Admin	GNS Supra	15	5	10	acting
Translator	TS, I, II, III	30	7	23	
Tertiary Level Total		60	19	41	
Secondary Level					
Development Coordinator	Graduate	12	12	0	
Development Officer	DOS	137	133	4	
Development Officer (Planning)	DOS	570	548	22	
Public Management Assistant	PMA I. II. III	416	388	28	
Clerk/ Management Assistant	I, II,III	1	3	-2	
Grama Niladharies	I. II. III	435	336	99	
Technical Officer	SLTS I,II	16	11	5	
Information Communication and Technology Assistant	SLICTS	15	0	15	
Technical Assistant		15	14	1	
Secondary Level Total		1617	1445	172	
Primary Level					
Driver	I, II,III	30	25	5	Supra Grade included
Office Employees Service (Watcher, Sanitary Laborer, Relief Employees)	I, II, III	141	134	7	
Primary Level Total		171	159	12	



5. Performance

5.1 Progress of General Administration Activities

5.1.1 Performance of Grama Niladhari

- Performing as a peace officer for the purpose of implementation of powers vested in by the criminal code.
- Performing as an officer for the purpose of implementing power imposed by various ordinances and regulations and as an officer for reporting to the courts regarding instances where such provisions are violated.
- Collection of economic, social and cultural information within the division with necessary updating, and provision of this information to the government and other institutions, when required under the instructions of the Divisional Secretary.
- Coordination and implementation of the social, economic and cultural development programs of the government and within the division.
- Maintenance of social welfare activities within the Division.
- Maintenance of official diary of Grama Niladhari as a legal document.
- Maintenance of a proper Grama Niladhari office within the division by keeping a well-organized filing system, inventory and other legal documents.
- Ensuring commitment for the service every day for 24 hours except their day-off. (Grama Niladhari is entitled to a day-off per week)
- Satisfying the needs of general public whilst remaining at the office during the time prescribed by the Secretary and further the performing field duties during rest of the time within the division.
- Performing the duties entrusted properly in addition to the above by the Divisional Secretary, any other Ministry, Department, Statutory Institutions or Provincial Councils in relation to the division.

GRAMA NILADHARIES IN GRAMA NILADHARI DIVISIONS IN JAFFNA DISTRICT

S. No	Divisional Secretariats	Number of Grama Niladhari Divisions	Grama Niladharies as at 31.12.2017
1	Delft	6	4
2	Island South (Velanai)	30	25
3	Islands North (Kayts)	15	8
4	Karainagar	9	6
5	Jaffna	28	20
6	Nallur	40	33
7	Valikamam South West (Sandilipay)	28	26
8	Valikamam West (Chankanai)	25	21
9	Valikamam South (Uduvil)	30	24
10	Valikamam North (Tellippalai)	45	40
11	Valikamam East (Kopay)	31	26
12	Thenmaradchy (Chavakachcheri)	60	49
13	Vadamaradchchi South West (Karaveddy)	35	30
14	Vadamaradchchi North (Point-Pedro)	35	31
15	Vadamaradchchi East (Maruthankerny)	18	15
	Total	435	358

5.1.2 Internal Audit Branch Activities

Internal Audit Branch of Jaffna District Secretariat is operating under Chief Internal Auditor, according to F.R 133.

This branch bears the responsibility of Internal Auditing in District Secretariat, Divisional Secretariats, Grama Niladhari Offices' Economic Development Offices, Divineguma offices. In addition Investigations also done by Internal Audit Branch.

Performance of 2017

- Prepared risk based annual internal audit plan and quarterly report.
- Audit Management Committee meetings were held quarterly at District Secretariat, and Divisional Secretariats.
- Internal Audit activities were done in District Secretariat Jaffna and under which functioning of following 15 Divisional Secretariats.(Jaffna, Karainagar, Uduvil, Nallur, Kopay, Sandilipay, PointPedro, Chankanai, Karaveddy, Tellippalai, Velanai, Chavakachcheri, Maruthankerny, Kayts and Delft)
- Internal Audit activities were also done in following Departments under functioning of District Secretariat Jaffna.(Planning Secretariat, Registration Department, Motor Traffic Department and Samurdhi dept).
- Monitoring assets management system.
- Investigating the internal control system and actions for preventing the errors and frauds.
- Inspections trust worthiness and accuracy of financial statements, accounts.
- Monitoring the effective performance of human resource.



- Ensure that law, circulars, financial regulations, establishment code, and guidelines are operating with compliance.
- Monitoring the project progress. Investigations have been made and submit report.

5.1.3 Revenue Collection Activities

Summary of Revenue Accounts for the Year 2017

Year	2016	2017		
	Actual	Estimate	Revised Estimate	Actual
10.02.04.01 Liquor	----	-	-	-
10.03.06.00 Environment Conservation Levy	----			
10.02.07.00 Stamp Duty	----			
10.03.07.02 Registration fees relevant to the Department of Registrar General	25,411,896.50	26,200,000.00	27,500,000.00	27,595,145.00
10.03.07.03 Private Timber Transport	652,312.62			425,638.41
10.03.07.04 Tax sale of Motor Vehicle	15,000.00	-	-	19,000.00
10.03.07.05 License fees relevant to the Ministry of Public Security	940.00	4,000.00	1,000.00	3,000.00
10.03.07.99 Other	382,128.00	500,000.00	500,000.00	686,209.10
20.02.01.01 Rent on Government Building and Housing	54,600.00	300,000.00	375,000.00	78,225.00
20.02.01.03 Rent on crown forest	-		
20.02.02.99 other	5,409,683.24	5,800,000.00	6,000,000.00	6,427,245.35
20.03.03.00 Fines and Forfeits			
20.03.02.06 Fees under the Fauna and Flora Protection Ordinance	550.00
20.03.02.03 Fees on passports visas and dual citizenship	355,050.00	481,600.00
20.03.02.13 Examination and other fees	934,050.00	523,600.00
20.03.02.14 Fees under the Motor traffic act	67,805,545.00	64,540,611.00
20.03.02.18 Fees relevant to the Department of Agriculture	550.00
20.03.02.99 Sundries	2,873,228.18	600,000.00	200,000.00	111,574.51
20.03.04.00 Public officers Motor Cycle Premium	-		
20.03.99.00 Other Receipts	5,352,389.74	6,000,000.00	4,000,000.00	4,875,153.51
20.04.01.00 Central Government	31,074,933.85	-	-	35,644,613.55
20.06.02.00 Sales of Capital Assets	1,969,562.04	1,000,000.00	1,300,000.00	1,454,275.00

5.1.4 Department of Manpower & Employment Activities

Name of the programme	Annual Target	Achievement	No of Beneficiaries	Allocation	Expenditure
Self Employment Motivation Programme	14	16	501	33460.00	33388.00
Job Club Programme	1	1	30	34150.00	34150.00
Technical Assistance Programme	4	4	118	48000.00	46662.00
Need based Development Training Programme	2	2	60	19750.00	19750.00
Providing 100 Jobs in the Divisional level Programme	2	2	829	42000.00	39784.00
Teacher Awareness' programme	1	1	38	27620.00	27620.00
Winning Career Planning programme	4	4	124	31800.00	31885.00
Career guidance programme for parents	14	14	700	31500.00	31500.00
Career Guidance Programme for University students- Internal	1	1	43	34450.00	34450.00
Entrepreneurship Development Programme	1	1	40	27600.00	27600.00
Providing Career Guidance (Persons)	1700	2200		-	
Direct to training opportunities(Improve the career Performance)	510	779		-	-
Direct Job Placement	510	370		-	
Career Guidance for O/L Students	82	115	3301	-	-
Career Guidance Program for A/L Students	63	74	2242	-	-
Career Guidance Program for Vulnerable Groups	120	138	2677		
District Job Fair		1	526	54200.00	54200.00
Total				384,530.00	380,989.00

Public Employment service (PES Centre)

Description	Total
Registered Job seekers	7,063
Registered Job Vacancies	1,730
Job matching conducted	1,382
Supplied Jobs	284
Awareness programme for job seekers	13

5.1.5 Media Unit Activities

The performances carried out by the District Media Unit of Jaffna in 2017 with the approval of the Government Agent are as follows.

- Coordinating media Persons in important occasion such as the opening ceremony of the Consular Office in Jaffna District.
- Coordinating a workshop for regional journalists which was organized by department of government information (Part of Right To Information)
- Coordinating media persons in the important occasions held in Jaffna such as the visit of occasions of His Excellency President, Honorable Prime Minister, Honorable ministers, Honorable state ministers and Honorable parliament members to the Jaffna District.
- Coordinating the media persons to the important events such as, District Coordinating Committee meeting, District civil security meeting, Nutrition meeting, Dengue, Drug free nation, Vanaropa, Agriculture visit of Ambassadors and other

important events of District Secretariat Jaffna.

- Informing the people through media about the implemented activities such as development, cultural, arts and sports events conducted by District Secretariat, and other central and provincial Government institutions in Jaffna District.
- Coordinating media persons to the weekly progress meeting with Government Agent.

5.1.6 Activities of District Land Use Policy Planning Jaffna

❖ PROGRESS OF DEVELOPMENT ACTIVIES & SPECIAL PROJECTS

- Annual Targets for Development Activities. Head No. 327-2-1-0-2507

S/ No	Activity	Annual Target	Estimate For one Programme	Allocation (Rs.)
01	Implementati on of Divisional Land Use Plans	01	50,000.00	50,000.00
02	Awareness Creation on Sustainable land Management Practices	15	2,500.00	37,500.00
03	Preparation and Implementati on of Village level Land use Plans (Poverty Alleviation Program)	13	50,000.00	650,000.00

04	District Land Use Planning Committee	2	3,000.00	6,000.00
05	Divisional Land Use Planning Committee *	17	1,250.00	21,000.00
Total				764,500.00

*Karainagar Divisional Committee Meeting Expenditure – Rs.1000.00 and Other Divisional Committee Meeting Expenditure – Rs.1250.00.

➤ Progress of the Development Activities.

Head No. 327-2-1-0-2507

S/N o.	Activities	Physical & Financial	Annual District Target	Cumulative Progress	Remarks
1	Implementation of Divisional Land Use Plans	Physical	01	01	Completed
		Financial	01 X 50,000.00	50,000.00	
2	Awareness Creation on Sustainable land Management Practices	Physical	15	15	Completed
		Financial	15 X 2,500.00	37,500.00	
3	Preparation and Implementation of Village level Land use Plans (Poverty Alleviation Program)	Physical	13	13	Completed
		Financial	13 X 50,000.00	550,000.00	
4	District Land Use Planning Committee Meeting	Physical	2	2	Completed
		Financial	2X 3,000.00	6,000.00	
5	Divisional Land Use Planning Committee Meeting	Physical	25	25	Completed
		Financial	16X 1,250.00 01X 1000.00	21,000.00	

❖ PROGRESS OF PREPARATION AND IMPLEMENTATION OF VILLAGE LEVEL LAND USE PLANS – 2017

Head No. 327-2-1-0-2507

S/No.	D.S. Division	Allocation (Rs.)	Cumulative Expenditure
01	Velanai	50,000.00	50,000.00
02	Kayts	50,000.00	50,000.00
03	Karainagar	50,000.00	50,000.00
04	Jaffna	50,000.00	50,000.00
05	Nallur	50,000.00	50,000.00
06	Sandilipay	50,000.00	50,000.00
07	Chankanai	50,000.00	50,000.00
08	Uduvil	50,000.00	50,000.00
09	Tellipalai	50,000.00	50,000.00
10	Kopay	50,000.00	50,000.00
11	Chavakachcheri	50,000.00	50,000.00
12	Karaveddy	50,000.00	50,000.00
13	Point Pedro	50,000.00	50,000.00
Total		650,000.00	650,000.00



❖ PROGRESS OF PUNARUDAYA NATIONAL ENVIRONMENTAL CONSERVATION PROJECT – 2017

Head No. 001-2-6-6-2202

S/No.	D.S. Division	Allocation (Rs.)	Cumulative Expenditure
01	Velanai	30,000.00	30,000.00
02	Kayts	200,000.00	200,000.00
03	Jaffna	130,000.00	130,000.00
04	Nallur	125,000.00	125,000.00
05	Sandilipay	125,000.00	125,000.00
06	Chankanai	160,000.00	160,000.00
07	Tellipalai	125,000.00	124,931.00
08	Chavakachcheri	125,000.00	125,000.00
09	Karaveddy	146,000.00	146,000.00
10	Point Pedro	104,400.00	104,400.00
	Total	1,270,400.00	1,270,331.00

5.1.7 Activities of Elections Office, Jaffna

❖ Registered Voters in Jaffna District
468,476

❖ No. of Municipal/ Urban/ Pradeshiya sabha

- Municipal Council 01
 - Jaffna Municipal Council

- Urban Council 03
 - Chavakachcheri UC
 - Point pedro UC
 - Valvettithurai UC

- Pradeshiya sabha 13
 - Delft PS
 - Velanai PS
 - Kayts PS
 - Karainagar PS
 - Valikamam West PS
 - Valikamam SouthWest PS
 - Valikamam North PS
 - Valikamam South PS
 - Valikamam East PS
 - Vadamaradchi SouthWest PS
 - Point Pedro PS
 - Chavakachcheri PS
 - Nallur PS

❖ Polling Districts in Jaffna Electoral District

- Kayts
- Vadducoddai
- Kankesanthurai
- Manipay
- Kopay
- Uduppiddy
- Point Pedro
- Chavakachcheri
- Nallur
- Jaffna

❖ Activities of Elections Department in the year 2017

- Voters Day – 2017

Voter's day programme for Northern Province was held on 1st of June 2017 in Jaffna Elections Office. Awareness programme was carried out



by Jaffna District Elections Office. In this regard, Issuing Notices, putting banners, Street Dramas, Campaign for voter's awareness were held in Jaffna district.

➤ Revision of Voters Register – 2017

For the year of 2017, Revised Register was certified on 12th October 2017 by Mr. T. Akilan, Deputy Commissioner of Elections.

➤ Extract of Voters Register

It is issuing for the public who need for a variety of purposes. In this regard, 467 extracts was issued by Jaffna Elections Office in 2017 for the purpose of University admission, Interview, getting compensation, courts required, land allocation activities like that further purpose.

5.1.8 Activities of Department of Assistance Registrar General, Northern Zone

A. Registration of Documents			
1	Registered Power of Attorneys		4,520
B. Civil Registration			
2	No of Approved Declaration under section of the Birth & Death		
	Section 24		2,173
	Section 36		178
	Section 27(A)		1,604
	Section 52(1)		1,537
	Section 27 (Name alteration)		411
3	Registration of Deaths (Temporary provisions)		
	Section 16		69
	Section 19		93
4	Issued copies of 12 (I)		381
5	Issued Probable Aged Certificates		773
(C) Fees			
	Power of Attorney Registration fees		6,780,000.00
	Application for Certified Copies of Documents	Copies	Amount
	Power of Attorney & Duplicates	132	66,000.00
	Certified Copies of Probable	574	57,400.00

	Age Certificates		
(D) Others			
	No of conducted Mobile services		32
	No of conducted Training programmes (e-Population):		01

Activities of Land and District Registry

S. N	Details	Received Amount	Received Revenue
1	Registration of Original deeds Within the year	30,658	2,943,300.00
2	Received Duplicates of deeds within the year	25,971	-
3	Applications for certified copies of Encumbrance sheets and deeds	36,144	13,410,800.00
4	Search Applications for land volume and Duplicates of deeds	1,857	768,000.00
5	Number of Registered marriages (Including church marriages)	98	114,100.00
6	Number of Registered Births	5	-
7	Number of Registered Deaths	-	-
8	Applications for certified copies of Birth Death Marriage and probable Age Certificates	1,726	247,800.00
9	Declarations of the approved Past birth and Death and Declarations regarding the alterations in approved Birth certificates and other Alterations	-	5,750.00
10	Translation of Marriage Birth and Death Certificates	7,733	4,622,500.00



DIVISIONAL SECRETARIAT DIVISION WISE PERFORMANCE REPORT-2017

DIVISION	Applications for certified copies of Birth, Death, Marriage and probable Age Certificates		Declarations of the approved Past birth , Death and Declarations regarding the alterations in approved Birth certificates and other Alterations		Number of Registered Births	Number of Registered Deaths	Number of Registered marriages (Including church marriages)	
	NO OF COPIES	AMOUNT	NO OF COPIES	AMOUNT			NO OF COPIES	AMOUNT
Chankanai	11,674	1,817,900.00	253	12,650.00	68	222	304	17,900.00
Chavakachcheri	152,456	23,196,850.00	374	18,700.00	93	663	656	34,200.00
Delft	1,031	138,800.00	25	1,250.00	3	9	6	4,500.00
Jaffna	42,279	6,483,950.00	736	36,800.00	6,614	2,033	334	252,650.00
Kopay	15,152	2,223,500.00	301	15,050.00	22	300	572	90,750.00
Kayts	3,978	588,200.00	37	1,850.00	20	39	58	12,900.00
Karaveddy	10,617	1,591,000.00	167	8,350.00	16	228	453	76,800.00
Karainagar	2,770	385,000.00	43	2,150.00	6	57	79	6,150.00
Maruthankeny	3,129	496,500.00	66	3,300.00	2	42	220	16,750.00
Nallur	12,207	393,700.00	227	11,350.00	1	170	754	94,500.00
Pointpedro	16,627	2,616,700.00	523	26,150.00	1,159	325	456	52,900.00
Sandilipay	10,953	1,697,400.00	364	18,200.00	10	188	324	81,800.00
Tellippalai	5,852	812,600.00	100	5,000.00	819	307	163	11,400.00
Uduvil	10,939	1,659,100.00	224	11,200.00	7	228	360	53,200.00
Velanai	4,466	709,100.00	119	5,950.00	12	76	134	6,400.00
Total	304,130	44,810,300.00	3,559.00	177,950.00	8,852	4,887	4,873	812,800.00



5.1.9 Activities of District Disaster Management Coordinating Unit, Jaffna District

Disaster Management Activities

Programme	No of Programs	Allocation	Expenditure	Balance
Preparedness Activities	19	1,319,399.00	1,004,769.72	314,629.28
Training and Awareness Activities	04	88,296.00	77,249.75	11046.25
Training Programme on Flood Disaster Risk Management and Local Government	01	Contribution of Sri Lanka Institute of Local Governance		
District Disaster Management Committee Meeting	01	18729.00	18812.00	-
National Safety Day Programme-2017	01	18,040.00	18,040.00	-
Training on Minimum Initial Service Package (MISP) for Sexual and Reproductive Health (SRH) in Emergencies	01	Contribution of Family Planning Association of Srilanka		
Awareness program for solid waste disposal in Jaffna District.	01	Contribution of Public, private, civil and social		
Flood Disaster Mitigation Projects	06	23,827,123.00	23,699,484.25	127,638.75
Disaster Mitigation Project with the fund sponsor of Asian Development Bank (ADB)	01	12,725,562.78	12,725,562.78	00
Distribution of Tractor Bowser by Disaster Management Centre, Colombo.	01	Rs. 1,919,900.00		
Distribution of Nonfood Items to flood affected peoples	Mosquito Net – 350 Bed Sheet – 350 Baby Mat – 350 Pregnant Mother Kit - 360	Family Planning Association Srilanka		

Preparedness Activities



Preparing village level GN Plan



School Safety Plan Programmes for Students and Teachers at St.James School, Jaffna and KopayNavalar Tamil Vidyalayam



District Level Monsoon preparedness Discussion



Divisional Level Monsoon preparedness Discussion

Training and Awareness Activities



Tsunami Mock drills training programme, Full scale Drill and Regional National Level Tsunami mock drills programme



Conducting Awareness Programme for Government Officers at District



Awareness Program for Business Communities



Conducting Awareness Program for Fisheries Community



MISIP Training



MISP Training

Divisional Disaster Management Committee Meeting with Disaster Management Hon.Minister (Kayts)



District Disaster Management Committee Meeting with Disaster Management Hon. Minister



National Safety Day Programme - 2017



Training Programme on Flood Disaster Risk Management and Local Government



Awareness program waste disposal in Jaffna District.

Disaster Mitigation Projects 2017

06 mitigation projects were implemented in Jaffna district with fund allocation in 2017. Amount of Rs.23.69Mn fund was spent.

S. No	Project Details	DS.Division	GN Division
1	Improvements to Drainage System of Paravaikkulam	Karainagar	J/110, Nallur
2	Improvements of Drainage System on puttur	Kopay	J/278, Puttur East
3	Improvements to Drainage System of Sooriyawaththai in Kayts - Component 1	Kayts	J/58 Sooriyawaththai
4	Improvements to Suruvil - Sooriyawaththai Salt Water Exclusion Scheme in Kayts Component - II	Kayts	J/59, Suruvil
5	Continuation works of improvements to Drainage System and Culvert at flood inundation village - puttur	Kopay	J/278, Puttur East
6	Reconst.of 5 bay regulator at Kaddudai in sandilipay	Sandilipay	Sandilipay West



Flood Disaster Mitigation Projects

Kodukkilai -Iyakachchi Evacuation Path



Visit of Hon. Minister of Disaster Management to the Project areas

5.1.10 Ministry of Disaster Management National Disaster Relief Services Centre Activities

❖ Visit of Hon. Minister of Disaster Management and the High Officers to Jaffna

- Provide water bowers & tanks
- Provide fund allocation
- Install desalination plants & RO plants in feasible areas

- Prohibit brackish water programme

❖ Supply of Drinking Water during drought Time

Drinking water was supplied to the people affected with drought by as. The details as follows:

S. No	Name of the Division	Allocation Granted (Expenditure)	Total No. of Affected	
			Family	Persons
1	Kayts	2,703,715.00	2,391	7,941
2	Velanai	3,176,549.37	2,546	8,479
3	Karainagar	2,198,278.60	3,553	10,633
4	Delft	708,618.10	543	1,335
5	Maruthankderyn	314,674.00	381	1,568
6	Chavakachcheri	2,467,962.21	1,358	5,467
7	Nallur	95,880.00	166	680
8	Chankanai	46,241.93	466	1,819
9	Tellipalai	1,917,758.59	707	2,341
10	District Secretariat	40,000.00		
Total		13,669,677.80	12,111	40,263



❖ **Handing Over - Tractor Bowers & Lorry Bowers**

National Disaster Relief Services Centre, Ministry of Home Affairs and Disaster Management Centre provided bowers to supply drinking water during drought.

S. No	Division	No. of Bowser provided by				Total
		NDRSC		Ministry of Home Affairs	DMC	
		Tractor	Lorry	Tractor	Tractor	
1	Delft	1				1
2	Velanai	2	1			3
3	Kayts	2	1			3
4	Karainagar		1	2		3
5	Chankanai			1		1
6	Sandilipay				1	1
7	Tellipalai	1		1		2
8	Chavakachcheri			2		2
9	Karaveddy	1				1
10	Maruthankerny			1		1
Total		7	3	7	1	18



❖ Provision of Dry Ration – DROUGHT RELIEF

#	DS Division	Total no. of		Members wise			Expenditure (Rs)
		Families	Members	2 Members	Above 3 Members	Total	
1	Delft	624	1,584	384	240	624	5,472,000.00
2	Velanai	983	3,202	401	582	983	9,028,000.00
3	Kayts	1,640	5,732	514	1,126	1,640	15,372,000.00
4	Karainagar	750	2,428	311	439	750	6,878,000.00
5	Nallur	220	708	80	140	220	2,040,000.00
6	Kopay	1,684	6,368	353	1331	1,684	16,134,000.00
7	Chankanai	1,630	6,035	459	1,171	1,630	15,382,000.00
8	Sandilipay	1,642	5,946	449	1,193	1,642	15,522,000.00
9	Uduvil	370	1,287	94	276	370	3,512,000.00
10	Tellipalai	1,059	3,528	385	674	1059	9,820,000.00
11	Chavakachcheri	5,968	20,163	1,898	4,070	5968	55,884,000.00
12	Karaveddy	745	2,747	209	536	745	7,032,000.00
13	Point Pedro	473	1,722	130	343	473	4,470,000.00
14	Maruthankerny	1,118	3,782	385	733	1118	10,410,000.00
Total		18,906	65,232	6,052	12,854	18,906	176,956,000.00



❖ Flood Relief

Cooked meals, dry ration have been provided to the affected people. The particulars of relief granted to the flood victims are as follows:

S.No	DS Division	Provision of Dry Foods			Provision of Cooked Meals			Safety Centre	Total Amount
		Family	Members	Amount	Family	Members	Amount		
1	Nallur	80	302	120,600.00	-	-	-	-	120,600.00
2	Point Pedro	307	1154	486,900.00	19	75	67,500.00	1	554,400.00
3	Jaffna	32	125	49,800.00	-	-	-	-	49,800.00
Total		419	1581	657,300.00	19	75	67,500.00	1	724,800.00

❖ House Damage

Advance payment has been provided to the affected people for the house damages occurred in 2017. The details as follows:

S.No	Divisions	No. of Houses	Advance Payment Provided
1	Delft	17	170,000.00
2	Velanai	4	40,000.00
3	Kayts	2	20,000.00

4	Karainagar	1	10,000.00
5	Jaffna	52	520,000.00
6	Nallur	6	60,000.00
7	Kopay	11	110,000.00
8	Chankanai	54	540,000.00
9	Sandilipay	29	290,000.00
10	Uduvil	62	620,000.00
11	Tellipalai	22	220,000.00
12	Chavakachcheri	110	1,100,000.00
13	Karaveddy	26	260,000.00
14	Point Pedro	9	90,000.00
15	Maruthankerny	6	60,000.00
Total		411	4,110,000.00

❖ Disaster Emergency Situation Work (Rs. 1 mn)

Rs. 1 million fund allocations released for the purpose of disaster emergency Works.

S. No	Division	Purpose	Allocation Granted	Expenditure
1	Point Pedro	To channel out the stagnant water	28,000.00	28,000.00
2	Sandilipay	To channel out the stagnant water	4,000.00	4,000.00
3	Chavakachcheri	To Channel out the stagnant water	56,038.00	56,038.00
4	District Secretariat	Purchased of mosquito net (50 Nos)	23,500.00	23,500.00
Total			111,538.00	111,538.00



5.1.11 Activities of Engineering Unit

❖ Responsibilities

➤ Construction/ Renovation/ Repair works

- Estimating
- Work Site Supervising
- Bill Inspecting
- Payment Recommending
- Evaluation works.

- Co-ordination in construction activities of all Divisional Secretariats
- Estimates Certification
 - Site supervising
 - Bills Checking
 - Payment Certification.
 - Evaluation works.
- E.g.-Ministry of Cultural Affairs – Cultural Hall
- Estimates Checking
 - Site supervising
 - Bills Checking
 - Payment recommending
 - Evaluation works.
- Other Ministry works (Excluding Ministry of Public Administration & Home Affairs)
- Evaluation works.

Construction, Renovation & Repair Works – 2017

Details of Works	Contractor	Contract Amount	Agreement date	Completion Date		Ret. Money		Payment Amount
				Agreement	Actual	%	Per iod	
Toilet Repairing work (all building) at District Secretariat Jaffna	Matrix Engineering	111,018.00	05.05.2017	02.06.2017	02.06.2017	5%	6M	100,461.00
Self Fitting in Engineering unit at District Secretariat Jaffna	Abeishan	125,000.00	03.05.2017	03.07.2017	03.07.2017	5%	6M	125,000.00
Renovation work at Record room at District Secretariat Jaffna	Vimala Construction	141,600.00	22.12.2017	29.12.2017	29.12.2017	5%	6M	198,365.36
Aluminum Partition works in ICT Unit	Vimala Construction	149,000.00	23.10.2017	22.11.2017	22.11.2017	5%	6M	149,000.00
Repair work for District Management Skill Development Training Center	Abeishan	170,034.00	20.12.2017	30.12.2017	30.12.2017	5%	6M	170,000.00
Garbage bin Cover	Vimala Construction	170,919.00	25.05.2017	26.06.2017	26.06.2017	5%	6M	191,521.30
Samurthi Branch Painting Works	Star Construction	175,046.10	27.09.2017	08.10.2017	08.10.2017	5%	6M	140,144.60
Door glass changing (clear glass) at District Secretariat premises Jaffna	Matrix Engineering	183,071.00	09.05.2017	02.06.2017	02.06.2017	5%	6M	170,727.00



Renovation work of underground room at District Secretariat Jaffna	Abeishan	189,890.00	05.12.2017	26.12.2017	26.12.2017	5%	6M	208,000.00
ADR office repairing work	Matrix Engineering	237,021.00	27.11.2017	26.12.2017	26.12.2017	5%	6M	214,752.24
Shelf Fitting in Establishment unit at District Secretariat, Jaffna	Abeishan	240,936.51	03.05.2017	03.07.2017	03.07.2017	5%	6M	255,868.70
Renovation work at Circuit Bang low District Secretariat Jaffna	Abishan	247,000.00	11.12.2017	30.12.2017	30.12.2017	5%	6M	270,465.00
ARG Office renovation work	Matrix Engineering	275,703.55	14.12.2017	29.12.2017	29.12.2017	5%	6M	275,703.55
Renovation work room no55 at District Secretariat, Jaffna	Matrix Engineering	307,061.52	08.05.2017	03.07.2017	03.07.2017	5%	6M	336,114.81
Renovation of Canteen Ceiling work at District Secretariat Jaffna	Matrix Engineering	316,698.50	12.12.2017	29.12.2017	29.12.2017	5%	6M	316,698.50
Renovation work in investigation Branch at District Secretariat, Jaffna	Matrix Engineering	320,674.50	03.05.2017	03.07.2017	03.07.2017	5%	6M	207,658.34
Painting work at GA's resident at District Secretariat, Jaffna	Ganappiragasam Construction	357,125.00	24.04.2017	05.06.2017	05.06.2017	5%	6M	397,533.27
Cupboard for store at District Secretariat Jaffna	Vimala Construction	441,553.70	06.12.2017	29.12.2017	29.12.2017	5%	6M	442,305.82
Social Economic & Welfare Coordinating Office at District Secretariat, Jaffna	Matrix Engineering	454,356.00	03.05.2017	02.06.2017	02.06.2017	5%	6M	448,545.64
Record Room Unit at District Secretariat Jaffna	Vimala Construction	483,000.00	03.05.2017	03.07.2017	03.07.2017	5%	6M	494,584.58
Small repairing Work at District Secretariat, Jaffna	Matrix Engineering	536,513.90	03.05.2017	02.06.2017	02.06.2017	5%	6M	536,513.90
Record room side shelf work at District Secretariat	Vimala Construction	550,515.00	06.12.2017	29.12.2017	29.12.2017	5%	6M	533,946.17
Improvement of Additional Register General Office at District Secretariat Jaffna	Matrix Engineering	552,500.00	03.05.2017	03.07.2017	03.07.2017	5%	6M	533,026.00
ARG Office window repairing work	Matrix Engineering	552,500.00	02.05.2017	03.07.2017	03.07.2017	5%	6M	533,026.00



Renovation work in Investigation Branch	Matrix Engineering	627,736.02	03.05.2017	03.07.2017	03.07.2017	5%	6M	207,658.34
Making Cupboard for Store in District Secretariat Jaffna	Star Construction	841,000.00	14.12.2017	28.12.2017	28.12.2017	5%	6M	902,393.00
Record room Shelf (Double) at District Secretariat Jaffna	Vimala Construction	999,975.00	27.10.2017	22.12.2017	22.12.2018	5%	6M	1,002,913.73
Construction of Female Quarters Water tank and Tube well	Matrix Engineering	1,505,067.50	08.08.2017	07.12.2017	07.12.2017	5%	6M	1,489,135.18
Construction of Female Quarters Boundary Wall at District Secretariat Jaffna	Abeishan	1,582,500.00	17.12.2017	31.12.2017	31.12.2017	5%	6M	1,582,500.00
Construction of Male Quarters Water tank and Tube well	Ravee Enterprises	1,596,000.00	30.06.2017	29.10.2017	29.10.2017	5%	6M	1,330,269.86
Open cycle shed at District Secretariat, Jaffna	Abieshan	2,056,950.00	22.12.2017	29.12.2017	29.12.2017	5%	6M	2,112,300.00
Construction of Male Quarters Boundary Wall at District Secretariat Jaffna	Star Construction	2,250,000.00	30.06.2017	29.09.2017	29.09.2017	5%	6M	2,316,802.54
Male Toilet Ground Floor	Thaya Construction	2,383,000.00	11.09.2017	11.12.2017	11.12.2017	5%	6M	2,293,000.00
Construction of Generator Room and Boundary Wall at District Secretariat Jaffna	Abishan Construction	3,335,701.40	20.04.2017	21.08.2017	21.08.2017	5%	6M	3,310,424.74
Planning Room - 19 Renovation work	Matrix Engineering					5%	6M	199,500.00
Planning Room - 62 Renovation work	Matrix Engineering					5%	6M	176,000.00
Floor Improvement works of Surveying Department	Matrix Engineering					5%	6M	822,964.50
Administration Block								
Construction of Administration Block at Divisional Secretariat, Kopay Stage I	Yansika Construction	13,940,379.52	09.06.2017	08.12.2017	08.12.2017	5%	6M	17,373,197.97
Construction of Administration Block at Divisional Secretariat Point Pedro Stage II	Shai Construction	8,504,559.00	12.07.2017	31.12.2017	31.12.2017	5%	6M	14,982,000.00



Cultural Centre								
Construction of Boundary wall, tube well, water tank and toilet at Cultural Centre, Maruthankerny	Thivani Builders	4,695,971.06	25.07.2017	24.10.2017	24.10.2017	5%	6M	1,951,540.08
Construction of Boundary wall, tube well, water tank and toilet at Cultural Center, Sandilipay	Kones Construction	4,613,939.00	19.07.2017	18.10.2017	18.10.2017	5%	6M	2,058,210.90
Construction of Cultural Centre at Sandilipay	Linham Building Construction	16,493,422.10	05.07.2017	31.12.2017	31.12.2017	5%	6M	8,678,961.87
Construction of Cultural Centre at Maruthankerny	S.G.M.K Contractors	16,784,698.97	19.07.2017	31.12.2017	31.12.2017	5%	6M	1,835,108.66
Gramodhaya Health Centre								
Construction of Gramodhaya Health Centre at Polikandy East, Point Pedro	Chella Construction	3,577,644.75	09.08.2017	07.11.2017	07.11.2017	5%	6M	3,900,000.00
Construction of Gramodhaya Health Centre at Vidaththalpalai, Chavakacheri	Ram Builders	3,629,235.94	09.08.2017	07.11.2017	07.11.2017	5%	6M	3,895,099.14
Construction of Gramodhaya Health Centre at Palaiveemankamam, Thellipalai	Chella Construction	3,673,732.68	24.08.2017	22.11.2017	22.11.2017	5%	6M	3,673,732.68
Fish Auction Center								
Construction of Fish Auction Center at Kusumanthurai, Sandilipay	KTR and Sons Construction	2,424,749.58	23.11.2017	23.12.2017	23.12.2017	5%	6M	2,285,078.39
Other Works								
Construction of Boundary Wall at Navatkuli warehouse	Star Construction	1,450,000.00	25.10.2017	30.11.2017	30.11.2017	5%	6M	1,583,589.82
Construction of Story Building at Thellipalai	Jupiter Construction	1,885,350.00	20.10.2017	19.12.2017	19.12.2017	5%	6M	4,019,568.00
Construction of Walk way at Karaveddy	Shai Construction	2,153,696.70	02.09.2017	01.12.2017	01.12.2017	5%	6M	391,920.00
Construction of Resting Hall at Kovilkudiyiruppu, Chavakacheri	Sri Construction	2,562,588.00	15.11.2017	15.12.2017	15.12.2017	5%	6M	2,564,332.95
Construction of Pilgrims Rest Hall at Maviddapuram, Thellipalai	Mora Engineering and Builders	3,687,506.90	22.08.2017	19.11.2017	19.11.2017	5%	6M	2,261,342.75



5.1.12 Activities of Department of Motor Traffic

No.	Details	Progress
1	No of Driving license Exams	448
2	No of Issued Driving License	11236
3	No of Issued Number Plates	1499
4	No of Transferred Vehicles	3000
5	No of Mobile Services	Nil

Newly Registered Motor Bikes 2017

No.	Details	Progress
1	Registration of Motor Cycles	02
2	Certificate / CR	3000
3	Vehicle Identity Card	Nil
4	Number Plates Issued	1499

Driving License Issued 2017

No.	Details	Progress
1	No of received Driving license Application	31289
2	No of Called Applicant for Trial Exam	34674

Transferred Motor Cycles 2017

No.	Details	Progress
1	No of Received Transferred Application	3837
2	No of Transferred Vehicles	3000

Vehicle Inspected By Examiner 2017

No.	Details	Progress
1	No of Accident Vehicles	483
2	No of Vehicle Inspection – Private & Passenger Service	1038
3	No of Vehicle Inspection – School	Nil

Registered Vehicles 2017

No.	Details	Progress
1	Motor Cycles	2
2	Motor Car	Nil
3	Land Vehicle	Nil

4	Motor Coach	Nil
5	Mini Bus	Nil
6	Lorry	Nil
7	Three Wheeler	Nil
8	Dual Purpose Vehicle	Nil

Monthly Revenue Details for 2017

Months	Amount in Rs.
January	6,730,750.00
February	4,204,525.00
March	5,531,900.00
April	4,461,650.00
May	4,698,150.00
June	4,142,400.00
July	4,622,275.00
August	4,894,550.00
September	5,480,525.00
October	5,406,400.00
November	5,015,650.00
December	5,497,675.00
Total	60,686,450.00

Monthly Expenditure Details for 2017

Recurrent Expenditure

Vote Head	Amount in Rs.
307 - 02 - 01 - 1002	239,695.99
307 - 02 - 01 - 1003	199,000.00
307 - 02 - 01 - 1201	150,127.00
307 - 02 - 01 - 1302	107,484.05
307 - 02 - 01 - 1402	360,000.00
307 - 02 - 01 - 1403	769,497.50
307 - 02 - 01 - 03 - 1409	802,498.15
307 - 02 - 01 - 05 - 1409	15,750.00
308 - 02 - 01 - 06 - 1409	134,930.00
307 - 02 - 01 - 07 - 1409	215,445.25
Total	2,994,427.94

Capital Expenditure

Vote Head	Amount in Rs.
307 - 02 - 01 - 0 - 2102	350,317.50
Total	350,317.50



5.1.13 Pension Activities

No.	NAME OF DIVISIONAL SECRETARIATS	TOTAL PENSION PAYMENT THROUGH THE BANK NETWORK SYSTEM FOR THE YEAR 2017	NUMBER OF PENSIONERS AS AT 31/12/2017					
			CIVIL	FORCES	TEACHERS	WIDOWS & ORPHANS	LOCAL GOVT.	TOTAL
01	DELFT	15,501,452.76	36	0	0	21	-	57
02	VELANAI	53,650,412.31	121	0	2	64	3	190
03	KAYTS	24,376,701.24	51	1	0	48	1	101
04	TELLIPALAI	201,299,994.70	443	3	1	247	16	710
05	KOPAY	454,436,195.35	1,002	5	3	502	40	1,552
06	POINT PEDRO	377,568,037.36	801	6	3	447	27	1,284
07	KARAVEDDY	390,581,707.80	825	2	1	459	18	1,305
08	SANDILIPAY	280,395,169.60	595	2	6	342	25	970
09	UDUVIL	364,575,268.71	758	6	4	453	16	1,237
10	CHAVAKACHCHERI	466,364,524.90	1,080	2	5	530	48	1,665
11	JAFFNA	403,743,596.14	834	4	24	420	87	1,369
12	CHANKANAI	297,331,295.67	593	6	5	396	23	1,023
13	NALLUR	827,702,077.04	1,843	4	11	831	111	2,800
14	MARUTHANKERNY	20,028,092.21	53	0	0	23	2	78
15	KARAINAGAR	49,771,014.75	99	0	0	73	3	175
TOTAL		4,227,325,540.54	9,134	41	65	4,856	420	14,516

5.1.14 Activities of Department of Census and Statistical

➤ Paddy Statistics – Maha Season 2016/17

Every yearly, we collect paddy statistics for Maha season. Paddy Statistics are collected by Grama Niladhari using P1 forms. Summary of P1 has been prepared by range officer (SO/SA). Finally district summary sent to Agriculture division, Department of Census and Statistics, Battaramulla. Aswedimized paddy land was 27,677.65 acres, sawn was 24,825.54 acres and cultivated area 20,312.16 acres.

➤ Crop Estimation Survey on Paddy Maha 2016/17

Villages were assigned for CES on paddy. Our department staff (SO/SA) and agriculture department (AI) staff were participated for this survey. The survey has been done on Vadamaradchi South West, Vadamaradchi North, Valikamam South, Valikamam North, Thenmaradchi, Valikamam South West and Valikamam East.



➤ **Highland Crop Statistics – Maha and Yala Season**

Yearly, we collected highland crop statistics for Maha and Yala season. The data collected by GN using HL Register. Permanent crops, Semi – Permanent Crops and Vegetables are collected.

➤ **Livestock Statistics**

Yearly, we collected livestock statistics as at 30th June, 2017. These data were collected by Grama Niladhari using L1 forms. Division summaries were prepared by range officers. Final district summary was sent to head office. By this data collection, estimated milk and egg production per day respectively were 32967 liters and 106905 eggs.

➤ **Annual Survey on Industries, Construction and Services**

The above survey was conducted in annually. In 2017, 96 institutions were selected for this survey. Our field officers conducted for this survey in time.

➤ **Local Government Statistics**

Yearly local government statistics were collected from 17 institutions such as Municipal Council, Urban council and Pradeshiya Sabha. The data contains General Information, Classification of Receipt, Analysis of Expenditure, Summary of Revenue and expenditure estimate.

➤ **Slaughter Statistics**

Yearly, slaughter statistics was collected from the 17 local authorities. Each local authority has one or more slaughter house.

➤ **Building Statistics**

Monthly, the Building statistics was collected from 17 local authorities by our field staff.

➤ **Locally Produced and Agriculture Products (LPAP)**

The above statistics was called farm gate price. LPAP data were collected at farms, vegetable and fish markets by field staff in a month.

➤ **International Comparison of Prices (ICP)**

ICP has started on May 2017. It is one year data collections programme on prices. Data collected Weekly, Monthly, Quarterly and by annually by field staff. Jaffna town and Chunnakam markets are selected for this programme. These prices are comparing with other countries.

➤ **Town Prices**

Town price are collected weekly, bi – monthly, monthly and Quarterly at Jaffna Town.

Group 1A form was used to collect weekly. Group 1 form was used to collect twice a month.

Group II form was used to collect monthly.

Group III form was used to collect quarterly.

Each form has different items.

➤ F1 Updating

Every month, six or seven census blocks (F1) were updated for Labor Force Survey by field staff. 9/NHSP forms were used to transfer housing unit's data from updated F1. Households were selected from the 9/NHSP forms for Labor force survey.

➤ Labor Force Survey

Every month, LFS were conducted at 60 or 70 housing units by field staff using Tablet (electronic equipment), which first time were used for LFS survey. 3rd week of a month may be reference period and survey conducted on fourth week of a month.

➤ Time Use Survey

The above survey first time introduced in Sri Lanka. The survey was conducted only last quarter. Selected households as same as labor force survey conducted.

➤ Survey on Tourism expenditure

First time, the above survey was introduced in Sri Lanka. Period of this survey is one year. The survey has started on October, 2017 and continuing. The survey was conducted first week of the month by our field staff. Reference period was previous month of survey conducted. Households were selected from the census blocks which were used for Household Income and Expenditure Survey.

5.1.15 Activities of Central Environmental Authority

❖ Special events

➤ World Wetland Day 2017

World Wetland Day for this year was celebrated by Central Environmental Authority, Northern Provincial Office in all Districts. Theme of this programme was "Wetland for Disaster Risk Reduction".

Environmental Pioneers of J/Sempiyapattu G.T.M were actively participated in this event. Lecture given on importance of wetland and tree planting program was conducted.



➤ World Environmental Day 2017

World Environmental Day for this year was celebrated by Central Environmental Authority, Northern Provincial Office in all Districts. The theme of this year is "Connecting People to Nature".

World Environmental Day was celebrated at Chulipuram Pradeshiya Sabha conference Hall. Awareness programmes and tree planting were held



➤ **Appointment letter awarding ceremony
for Environmental Pioneer commissioners
2017/2019**

Appointment letter awarding ceremony for Environmental Pioneer Commissioners in Jaffna District was held on 25.04.2017 at Kilinochchi District Office.



➤ **National Tree Planting Programme
(Vanaroba) 2017**

National Tree Planting Programme for this year was celebrated by Central Environmental Authority Northern Provincial Office in all Districts.

A tree planting event was organized at J/Osmaniya College, as to create awareness at school level by planting trees on 02.11.2017.



➤ **Poverty Alleviation Programme 2017**

12 beneficiaries were selected for this program with objective of reducing the waste by beneficial use from the environment and alleviate the poverty from each district. Rs. 12,500.00 was paid for each beneficiary for this programme. Beneficiaries selected array of activities for this programme.

5.1.16 Activities of Consumer Affairs

In according to the No.9 of the Consumer Affairs Authority for the year 2003, the Consumer Affairs Authority Functions in the District Secretariat, Jaffna Success fully to protect the consumer. The traders who do against the law are prosecuted in accordance with the above Act by carrying Unexpected Raids fine levied. The Awareness programmes are conducted all over the district for consumers to give them clear insight. The Complaints received from the consumers are duly attended to provide suitable solution.

The fine of Rs. 2,648,000/= (Rupees Two Million Six hundred forty eight thousand) were levied as fine from 755 traders by the prosecution against them in accordance with the above mentioned Act in Magistrate's courts of Jaffna district in 2017. Twenty five awareness programmes were conducted. And solving 136 Complaints of consumers is attached. The detail report of the above facts is here with.

Fine Details of 2017 based on Magistrate's Courts

Month	Kayts	Mallakam	Jaffna	Chava	P.Pedro	Total
January	12000/-	34000/-	290500/-	63000/-	52000/-	451,500/-
February	15000/-	72500/-	169000/-	29000/-	27500/-	313,000/-
March	35000/-	43000/-	169000/-	132000/-	61000/-	440,000/-
April	-	28500/-	18000/-	51000/-	21000/-	118,500/-

May	-	27000/-	66500/-	72000/-	20000/-	185,500/-
June	-	22000/-	80000/-	18000/-	64000/-	184,000/-
July	-	62000/-	25000/-	18000/-	-	105,000/-
August	15000/-	220000/-	29000/-	12000/-	-	276,000/-
September	-	76000/-	43500/-	-	28000/-	147,500/-
October	18000/-	10000/-	99000/-	57000/-	22000/-	206,000/-
November	9000/-	20000/-	16000/-	90000/-	4000/-	139,000/-
December	18000/-	23000/-	25000/-	-	16000/-	82,000/-
Total	122,000/-	638,000/-	1,030,500/-	542,000/-	315,500/-	2,648,000/-

Raids based on Act No.09 of 2003 sections – 2017

Month	Expired - 31	Price board - 26	Misleading - 30	MRP - 20	Label - 10	SLS - 12	Total
January	82	1	-	3	-	-	86
February	73	5	-	12	3	-	93
March	74	-	1	-	-	-	75
April	65	-	-	-	-	-	65
May	43	4	1	-	-	-	48
June	42	4	-	-	-	-	46
July	50	-	-	-	-	-	50
August	56	1	1	-	-	-	58
September	34	21	-	-	2	-	57
October	35	13	1	-	6	1	56
November	35	16	-	1	2	2	56
December	35	11	-	15	4	-	65
Total	624	76	4	31	17	3	755

Awareness programmes organized by CAA Jaffna - 2017

Month	Public	Student	Traders	Total
January	2	1	1	4
February	1	3	-	4
March	1	3	-	4
April	1	2	-	3
May	1	-	-	1
June	1	1	-	2
July	1	-	-	1
August	1	-	-	1
September	-	-	-	-
October	-	1	-	1
November	-	-	2	2
December	2	-	-	2
Total	11	11	3	25



Raids details based on D S Divisions of Jaffna district - 2017

D.S Divisions	Jan	Feb	Mar	Apr	May	Jun	Jul	Aug	Sep	Oct	Nov	Dec	Total
Karaveddy	13	7	2	4	8	2	-	6	-	-	9	1	52
Nallur	14	12	6	18	2	3		13	4	9	14	4	99
Jaffna	9	20	6	16	5	-	17	17	24	6	6	12	138
Chavakacheri	2	8	14	8	-	4	1	-	9	10	7	-	63
Kopay	16	4	5	-	5	-	1	7	1	1	-	12	52
Sandilipay	1	2	10	13	1	5		7	5	7	1	1	53
Uduvil	4	11	9	3	10	17	14	-	-	2	8	15	93
Changanai	7	10	17	-	9	5		-	3	7	-	12	70
Pointpedro	11	4	6	-	8	4		-	10	3	2	6	54
Velanai	-	6	-	-	-	-	3	-	-	-	7	-	16
Tellippalai	6	8	-	3	-	6	12	8	1	5	-	2	51
Karainagar	-	-	-	-	-	-		-	-	6	-	-	6
Kayts	3	1	-	-	-	-	2	-	-	-	2	-	8
Maruthangerny	-	-	-	-	-	-		-	-	-	-	-	-
Delft	-	-	-	-	-	-		-	-	-	-	-	-
Total	86	93	75	65	48	46	50	58	57	56	56	65	755

Complaints handle by CAA-Jaffna - 2017

Month	Telephone	Postage
January	7	6
February	19	6
March	7	2
April	1	3
May	9	3
June	10	5
July	8	-
August	10	-

September	8	-
October	6	2
November	5	6
December	7	6
Total	97	39



5.1.17 Activities of Administrative Branch

Construction works in Jaffna District Secretariat under the Ministry of Home Affairs -2017

S.N	Capital Expenditure done in District Secretariat under the Ministry of Home Affairs	
01	Construction of Boundary Wall and Water tank at Male Quarters	4,194,133.50
02	Construction of Water tank at Female Quarters	1,541,635.18
03	Construction Two Storied administrative block, Divisional Secretariat, Jaffna stage - II	11,737,263.63
04	Construction administrative block, Divisional Secretariat, Nallur stage - I	19,856,406.37
05	Construction administrative block, Divisional Secretariat, Karaveddy stage - I	12,479,188.00

06	Construction administrative block, Divisional Secretariat, Kopay stage - I	17,373,197.97
07	Construction administrative block, Divisional Secretariat, Point Pedro stage - II	14,982,000.00

Construction works in Jaffna District Secretariat under the Ministry of Ports and Shipping -2017

S.N	Capital Expenditure done in District Secretariat under the Ministry of Ports and Shipping	
01	Construction of Slipway Project at Kayts	24,500,000.00
02	Construction of new office and quarters for Merchant shipping secretariat at Kayts	10,000,000.00

Progress Report, Ministry of National Co-existence, Dialogue and Official Language, 2017

No	Date	Programme	Project	Activities	Location	Target Group
01	2017 Jan - Dec	Nation unity of the Co-existence Society	Rural and divisional Co-existence Society were creation	256 Rural Co-existence Society and 03 Divisional Co-existence Society were created	Tellipalai, Kopay, Chavakachcheri, Uduvil, Jaffna, Sandilipay, Pointpedro, Nallur, Karainagar	Peoples who lived in GN division

02	28.05.2017 03.09.2017	Second Language Development for Government Officers	Second Languages Class	Sinhala Language class, Level iv	District Secretariat, Jaffna	Drivers and OES
03	28.09.2017	Second Language Development for Government Officers	Second Languages oral exam	Sinhala Language oral exam, level i,ii,iii,iv	open university of sri lanka - Jaffna	Government officers
04	27.08.2017	Co-existence development	Civic documentation mobile service	Mobile service	Thampasiddy methodise mission Tamil mixed shool	People who lived pointpedro divisional area.
05	29.05.2017 28.08.2017	Co-existence development	Co-existence development through media network	“Subarathi” Direct broad casting Radio Programme	District Secretariat, Jaffna
06	2017	Co-existence development	Participatory development	Repairing the Principal office in the Thampasiddy Tamil Methodist Mission Mixed School	Point pedro	Principal and teachers
07	2017.10..30	Stakeholder Collaboration for nation Co-existence	Co-existence Societies’ and civic Societies’ were Transmitted	National conference of the Co-existence Societies	Sugathathasa indoor Stadium	Co-existence Societies members
08	2017.08.14	National languages Policy implementation	languages awareness for government officers	Distribute rules and regulation books related to language policy in the Tamil Language	District Secretariat, Jaffna	All divisional and district Secretariat staffs

Productivity Training Programmes – 2017

No	Name Of The Training Programme	Target Group	Venue	No.of Programmes	No.of Participants	Duration
1	National Productivity Awards – 2015 Northern Provincial Productivity Awarding Ceremony – 13.03.2017	Northern Province Government ,School & Private Sector	Auditorium of District Secretariat Jaffna	1	150	1 Day
2	TOT Programme for Productivity Development Officers	Productivity Development Officers (Northern & Eastern Province)	Kopay Sangamam Institution	11	75	11Day
3	Productivity Training Programs with Public Sector Officers	Local Authority Officers (MC,UC &PredeshiyaSabha)	District Management Skill Development Training Centre	1	47	1 Day
4	Awareness Programmes to establish GP cell programme	Government officers in Jaffna District (District Secretariat & Divisional Secretariat)	Auditorium of District Secretariat Jaffna	1	80	1 Day
5	Productivity Awareness Programmes for Principals and Teachers	School Principals & Teachers in Jaffna District	Auditorium of District Secretariat Jaffna	1	129	2 Day
6	5S Certification Awareness programme	Public Sector & School Sector Officers in Jaffna District	Auditorium of District Secretariat Jaffna	1	50	1 Day
7	Certificate course on Productivity for Pre School Teachers	Pre School Teachers	Auditorium of District Secretariat Jaffna	1	49	1 Day
8	Awareness Program on GP Cell	Northern Province Government ,School , Private Sector Officers & Productivity Development Officers	Auditorium of District Secretariat Jaffna	1	300	1 Day
9	Training of Trainer workshop (TOT) on Community Productivity Programme	Northern Province Productivity Development Officers & Development Officers	Auditorium of District Secretariat Jaffna	1	55	1 Day

Training Programmes-2017

No	Name of the Training Programme	Target Group	No.of Programmes	No.of Participants	Duration	Expenditure
1	Training Programme for Staff officers in Capacity Building	Divisional Secretaries	1	26	3 Days	1,200,273.98
2	Training Programme for Capacity Building of Economic Development Officers	Economic Development Officers (Karaveddy)	1	50	3 Days	48,715.00
3	Two days workshop on Role of the Audit in Public Sector Organization of Development Officers	Development Officers	3	55	2 Days	79,677.00
4	Training Programme for Office Procedure and Regulations	O.E.S	3	50	2 Days	56,249.01
5	Training Programme for Office Procedure, Traffic Rules and Regulations	Drivers	1	33	2 Days	16,768.40
6	Training Programme for Cigas & Payroll	DO & PMA	2	45	3 Days	57,200.00

Work Projects implemented under the Ministry of Social Empowerment, Welfare and Kandyan Heritage Training Programme and Discussion for disables in Community Level

No	Training and Discussion held	Participants	No of Participants	Venue	Date
1	Exercise Programme for disables	Additional Government Agent, Members of Empowering District and Divisional Self Help Group, Sports Officers, Development Officers (Social Service)	70	Old Park, Jaffna	13.02.2017
2	Workshop for Disable Self Help Group Members	Additional Government Agent, Frisdro Organization Members, Members of Empowering District and Divisional Self Help Group, Development Officers (Social Service)	75	District Secretariat Auditorium	07.03.2017
3	Progress Review Meeting for Northern Province Development Officers	Additional Government Agent, Director & Staff (Social Service Department), Northern Province Development Officers (Social Service)	50	District Secretariat Auditorium	07.07.2017
4	District Disable Sports Meet	Additional Government Agent, Members of Empowering District and Divisional Self Help Group, Sports Officers, Development Officers (Social Service)	300	Duraiyappa Stadium	14.09.2017
5	National Disable Cultural Programme	Social Service Department Staff, Northern Province Development Officers (Social Service), Participants	100	District Secretariat, Conference Hall	19.09.2017

Training Programs for Information officers

Two days seminar was held for Information Officers, who were under the government sectors in Jaffna District, in Navalar cultural hall on 22nd and 23rd December 2017 subject to the Right to Information act of year 2016 No: 12. 60 Information Officers participated in this programme.

S.No	Programs	Date / Place	Number of Participants	Others
01	Guide lines and all Instructions, Regulations and implementation procedures regarding RTI act were explained to the Information officers through Presentations lectures discussions , Group works and providing modules.	2017-12-22 and 2017-12-23 Navalar Cultural Hall, Jaffna	Members 60	-

Usage of Right to Information act

64 applications were received by District Secretariat, Jaffna in the period of 2017. In these applications, information related to district secretariat, Jaffna and Divisional Secretariats in Jaffna District was provided by District Secretariat. Information related to other Departments forwarded to particular department for action. Rs.328.00 was received for the information given by District Secretariat, Jaffna.

Expenditure report

Allocation for the workshop	Expenditure	Balance
148,913.00	114,476.00	34,437.00



5.1.18 Activities of Establishment Branch

The details of the performed activities by Establishment Branch, District Secretariat in the period of 2017 are as follows.

❖ Appointment of graduates' trainees

Details of 3004 Unemployed Graduates who registered their names until 2017.08.11 were sent to Prime Ministers' Office as they requested.

❖ Permanent Appointment

The followings were appointed permanently in this District Secretariat and Divisional Secretariats

- Development Officers 03
- Technical Officer 01
- Office Employees 04

❖ **Deceased officer** 00

❖ **Retired officers from Service**

- Public Management Assistant 04
- Grama Niladharies 24
- Office Employees 02

Approval was got the applications for retiring eight officers who are performing duty in Divisional Secretariats, had been sent to the Ministry

❖ **Resign from Service** 00

❖ **Officers released from one service to another**

- Public Management Assistants 05
- Development Officers 05
- Grama Niladhari 01

❖ **Transfer**

➤ **Officers leaved from Jaffna District to outside**

- SriLanka Administrative Service Officer 01
- Public Management Assistants 01
- Thaksana Sakaya Officer 01
- Office Employees 01
- Development Officer 01

➤ **Officers came from outside to Jaffna District**

- Information & Communication Technology Officer 01

➤ **Internal transfer for the officers from Jaffna District to other Departments**

- SriLanka Administrative Service Officers 03
- Public Management Assistants 01
- Development Officers 01
- Office Employees 02

➤ **Internal transfer for the officers from other departments to Jaffna District**

- SriLanka Administrative Service Officers 02

➤ **Transfer for the officers from District Secretariat to the Divisional Secretariat**

- Sri Lanka Administrative Service Officers 01
- Public Management Assistants 01
- Development Officers 01
- Development Coordinator 01
- Office Employee 03
- Drivers 02

➤ **Transfer for the officers from divisional Secretariats to District Secretariat**

- Sri Lanka Administrative Service Officers 01
- Public Management Assistants 01
- Development Officer 01
- Development Coordinator 01
- Office Employee 02
- Drivers 02

➤ **Transfer among the divisional Secretariats**

- Sri Lanka Administrative Service Officers 07

❖ **Officer's Confirmation for Service**

- Sri Lanka Administrative Service Officers 03
- Public Management Assistant 04
- Development Officer 04
- Information & Communication Technology Officers 04
- Grama Niladhari 05

Documents regarding to the confirmation for service of officers performing duty in Divisional Secretariats, were sent to the Ministry of Public administration & Management as follows:

- Public Management Assistants 02
- Development Officers 01
- Office Employees 08
- Information & Communication Technology Officers 01

❖ **Promoted Officers**

- Sri Lanka Administrative Service Officers 02
- Sri Lanka Accountants Service Officers 04
- Public Management Assistants 01
- Office Employees 04

Documents regarding to the promotion of officers performing duty in Divisional Secretariats were sent to the Ministry of Public administration & Management as follows:

- Public Management Assistants 08
- Office employees 07

- Drivers 02

❖ **Evaluation of pensioners / Revised officers**

- Office employee 01

❖ **Passed officers on the efficiency bar examination**

- Information & Communication Technology Officers 04
- Sri Lanka Administrative Service Officers 03
- Development Officers 08
- Office Employees 11

❖ **Officers went out of Sri Lanka on leave**

- Sri Lanka Administrative Service Officers 10
- Sri Lanka Accountants Service Officer 03
- Development Officers 04
- Public Management Assistants 01
- Information & Communication Technology Officers 01
- Office Employees 01

Documents, regarding to the Leave out of Sri Lanka were sent to the Ministry of Public Administration & Management, Ministry of Home Affairs as follows

- Public Management Assistants 18
- Development Officers 13
- Grama Niladharies 16
- Watcher 01

❖ **Salary conversion / Revised for officers**

- Sri Lanka Administrative Service Officers 09



- Sri Lanka Accountants Service Officers 01
- Sri Lanka Engineering Service 01
- Sri Lanka Information & communication Technology Officers 04
- Public Management Assistants 12
- Development Officers 02
- Office employees 03
- Drivers 01
- Translators 01

Salary Conversion P.A.Cr. 3/2016 166

❖ Officers who gained the incentive allowance for language skill.

Incentive allowance for language skill was given to the officers who are performing duty in the Divisional Secretariats.

- Development Officer 01
- Public Management Assistants 01

❖ Property Loan

09 applications of officers for the bank property loan were sent to the banks with proper documents

❖ Others

“Agrahara” insurance scheme applications were submitted for reimbursement of 20 officers who work under the Ministry of Public Administration & Management and Ministry of Home Affairs.

- Officers joined to Golden Scheme 13
- Newly joined to Agrahara scheme 02

5.1.19 Activities of Measurement Units and Standards Services Department

Main Activities

- Verify and stamp weights, Scales, weighing instruments and measuring instruments.
- Maintains receipt book, inspector diary and log book.
- Conduct inspection and raids in the Business Centers.
- Preparation of complaints and charge sheet based on given Case.
- Conduct Legal Action.
- Conduct Awareness programme related to the Department activities.
- Conduct any other relevant duties assigned by the Superintendent.

Month	Total No of Units	Total No of Traders	Verification Fees
January	1924	510	550654.50
February	1880	423	587420.00
March	3095	786	952464.50
April	568	135	171580.00
May	1551	477	589352.00
June	1526	546	728168.50
July	693	301	400671.50
August	1548	376	423142.50
September	1340	341	460805.00
October	599	77	180228.00
November	574	171	353981.50
December	540	105	240787.00
Total	15,838	4248	5,639,255.00

Total verification fees = 5,639,255.00

No of successful raids = 16

Total Fine = 74,500.00



5.1.20 Activities of Regional Consular Office – Jaffna

The first Regional Consular Office of the Ministry of Foreign Affairs was ceremonially inaugurated on 26th January 2017 and it is located in the New Administrative Building Complex of the District Secretariat, Jaffna in the Northern Province.

This office successfully provides the following services to the general public;

- Attest the documents for the acceptance of the international community
- Repatriate the grasping Sri Lankans in overseas
- Assist in order to obtain salary, compensation, legal and insurance dues which should be paid to Sri Lankan migrated workers
- Assist the burial of human remains of Sri Lankan deceased overseas in the overseas or repatriate the bodies of Sri Lankan in overseas.
- Assist / intervened to secure the release of fishing vessels and their crews that have been detained by foreign authorities
- Inform Sri Lankan citizens living abroad about the special security situation
- Assist Sri Lankan citizens in distress or other emergency
- Assist legal protected for the Sri Lankan citizens in detention or arrest.
- over the rules of law and fair trials

While we successfully step into the 2nd year of the opening more than 4500 clients have visited our division from various parts of the island such as Jaffna, Kilinochchi, Mullaitivu, Vavuniya, Mannar, Anuradhapura, Trincomalee, Batticaloa, Colombo, Negombo, Kandy, Hatton and Badulla.

More than 10,360 documents were attested up to last December, 2017. Payments are being charged for the registration of 20 births overseas and clients were advised and instructed on further process of birth registration. More than 90 documents were verified externally from courts, universities, technical colleges etc.

Further, more than 1040 affidavits were verified from the Ministry of Justice during this period. 20 applications were received in order to repatriate the human remains of the deceased Sri Lankan abroad and necessary actions have been taken in this regard. 8 applications were received with regard to the compensation and processed for the necessary procedures. More than 55 complaints were placed at our division with regard to the repatriation among them 30 persons were repatriated and continuous actions have been taken in this regard to repatriate the rest.

In addition to the above, the current consular fees charges are revised with effect from 1st of January 2018 which has been notified by an extra ordinary gazette no. 2044/39 on 9th November 2017.

5.1.21 Activities of Marine Environment Protection Authority, Jaffna

No	Activities	Expenses	Remarks
01	Monthly water quality monitoring in bathing sites throughout the Jaffna peninsula (every end of month)	LKR 58417.50/=	Completed 3 sample sites in each month (Chaddy, Casurina and Thondamannaru)(JFN/BQW/2017)
02	Pollution prevention from fishery harbour	LKR 4,620/=	Awareness for Gurunagar and Pannai fishery harbors
03	Issuing dumping permits	LKR. 36,975/=	Visited and inspected hotels and industries in Jaffna kayts ,pointpedro , charty .and dumping permits were issued.
04	Updates pollution inventory	LKR 73,023.50/=	Completed 3 sample sites, in 6 location in each month (Kakkaitivu , pannai, Navanthurai) (JFN /UPI/2017)
05	Awareness for school marine groups	LKR 21,470.00/=	Conducted 6 schools in Jaffna for create school marine group.

06	International coastal cleanup 2017(September)	LKR 112,893/=	Beach cleaning programs were conducted in Velvettithurai, Thondamanaru & charty beach (main programme)
07	Repair / establish awareness boards	LKR 194,000/=	Fixed marine awareness boards in Kurunagar ,pannai, navanthurai and Kakkaitivu .(Replaced 8 boards)

5.1.22 Activities of Small Enterprises Development Division

S/ NO	HEAD NO	NAME OF THE HEAD	ALLOCATION	BALANCE
1	104-02-07-0-2507(02), 2509(02)	Programme	1,463,628.29	1,121.71
2	104-02-07-0-2509	Capital	183,490.00	10.00
3	104-02-07-0-1101	Travelling Claim	34,558.48	1,441.52
4	104-02-07-0-1402	Postage & Telephone Payment	72,000.00	00.00
5	104-02-07-0-1201	Stationary	93,750.00	00.00
6	104-02-07-0-1403	Electricity & Water Payment	81,064.08	38,935.92
7	104-02-07-0-1409	Others	36,000.00	00.00
Total			1,964,490.85	41,509.15

Annual Progress Summary -2017

Name of the programme	Annual Target	Achievement	No of Beneficiaries	Allocation	Expenditure
Follow up Meeting	2	2	72	12,710.00	12,015.00
Exhibition BMICH	1	1	12	49,500.00	49,500.00
Entrepreneurs Society Meeting	1	1	72	11,100.00	6,800.00
Trade Fair Exhibition – 2017	1	1	66	530,800.00	534,578.66
Way to Business Programme	1	1	36	43,750.00	44,047.91
Project Visit	1	1	20	10,850.00	9,450.00
Sea Weeds Cultivation Technical Programme	1	1	80	14,275.00	24,275.00
ICT Programme for Entrepreneurs Fan Page Creation	1	1	19	27,700.00	26,027.00
Society Meeting	1	1	108	9,000.00	8,740.00
NVQ Coordination Programme	1	1	80	15,600.00	10,800.00
Standardization Programme	1	1	70	14,650.00	9,644.00
Advance Nail Art & Hair Cut Workshop	1	1	135	25,100.00	36,770.00
SED Salon Awards - 2017 Project Visit	3	3	70	87,235.00	64,480.00
SED Salon Accountancy Programme	1	1	29	18,350.00	15,524.00
SED Salon Technical Programme Fan Page Creation	1	1	23	27,700.00	27,007.00
Beautician Personal Grooming Programme	1	1	50	29,185.00	21,975.00
District Entrepreneurship Development Committee	1	1	80	71,800.00	58,852.00
Business Plan Preparation (02 Days) (Swashakthi)	16	14	668	448,000.00	432,400.50
Pre Visit (2 days) (Swashakthi)	12	09	302	160,000.00	101,900.00
Project Visit (Swashakthi)	03	03	93	89,920.00	74,267.32

Marketing Expand Programme	1	1	65	46,300.00	44,372.32
Swashakthi Accountancy Programme	1	1	30	18,350.00	15,524.00
Progress Review Meeting	1	1	06	-	10,845.90
Administration Fee	-	-	-	-	18,000.00
Total	54	49	2186	1,761,875.00	1,657,795.61

Progress of Swashakthi Loan

Name of The Bank	Details of Handed Over to Bank				Details of Released Loan			
	No of Handed Over Form with Business Plan			No of Without Business Plan	Total	Direct Bank	Through SED	Total
	Start Up	Existing	Total					
Peoples Bank	47	18	65	63	128	3	24	27
Bank of Ceylon	102	84	186	36	222	121	7	128
Commercial Bank	42	33	75	1	76	13	4	17
RDB	11	19	30	0	30	0	1	1
HNB	15	7	22	0	22	19	7	26
NDB	2	1	3	0	3	0	0	0
Sanasa Development Bank	4	9	13	0	13	0	0	0
SMIB	3	1	4	0	4	0	0	0
Sampath Bank	16	4	20	0	20	0	0	0
Seylan Bank	2	2	4	0	4	0	0	0
HDFC	0	1	1	0	1	0	0	0
Union Bank	0	0	0	1	1	5	0	5
Pan Asia Bank	0	0	0	0	0	2	0	2
DFCC	1	0	1	0	1	0	0	0
Total	245	179	424	101	525	163	43	206



5.2 Progress of Social Services and Cultural

5.2.1 Cultural and Religious Activities

Department of Cultural Affairs

No	Programme	Department / ministry	Allocation	Expenditure
1.	State kalapooshanam Awards	Cultural Affairs	-	-
2.	State Photography Awards	Cultural Affairs		
3.	State Literary Awards	Cultural Affairs		
4	State Music Awards	Cultural Affairs		
5	State Drama Competition	Cultural Affairs		
6	State Arts Festival for the Disabilities persons	Cultural Affairs		
7	National Arts Literary Competition	Cultural Affairs	50,000.00 450,000.00	50,000.00 450,000.00
8	RasawindanaProgramme	Cultural Affairs	50,000.00	50,000.00
9	SakiththiyaRatna Awards	Cultural Affairs		
10	State Dance and Ballet Awards	Cultural Affairs		
11	State Children's Drama Competition	Cultural Affairs		
12	State Children Arts Competition	Cultural Affairs		
13	Assistance to Needy Artists	Cultural Affairs	14,000.00	14,000.00
14	Dolosmahepahanaprogramme		280,000.00	280,000.00
15	Jathika Kala Prasadini Cultural Exhibition	Cultural Affairs		
16	Puthiyamalai Book Sale	Cultural Affairs		3,500.00
17	KalakaruSuwadamProgramme.	Cultural Affairs	450,000.00	450,000.00
18	Sarvamatha Work	Cultural Affairs	7,500.00	7,500.00
19	District Cultural clinic and camping	Cultural Affairs	100,000.00	100,000.00
20	Natürliches Wellness-Programme		-	10,000.00
21	Cultural board of Authority			
22	Welcome and get the blessings for the year		10,000.00	10,000.00
23	Banner of Funeral		40,000.00	40,000.00
24	Special drama work shop		22,500.00	22,500.00
25	Phototrainer Workshop			15,000.00
26	Yoga Workshop			
27	Jaffna cultural authority inaugurated			8,000.00
28	Construction of cultural Centre	Cultural ministry	44,522,934.00	30,604,504.00



5.2.2 Activities of District Child Development Committee

Compilation Report of Child and women development Unit of 2017

No	Implemented Programmes (other ministry)	Name of the Ministry	No of Programmes	Value (Rs)
1	Reform of School child protection committee	National Child Protection Authority	3	9,000.00
2	Child protection awareness Program to Village level field Staff	National Child Protection Authority	13	65,000.00
3	Community mapping of village level Child development programm	National Child Protection Authority	13	325,000.00
4	Children home monitoring	National Child Protection Authority	13	39,000.00
5	Antivirus Purchasing for Laptop	National Child Protection Authority	12	22,680.00
6	Monthly progress review coordination meeting	National Child Protection Authority	12	55,575.00
7	Child Labour awareness program to school children	National Child Protection Authority	1	16,000.00
8	Child Protection & parenting skill development awareness program to Health Offices (PHI,PHM)	National Child Protection Authority	1	40,000.00
9	International Girls Child day awareness program	National Child Protection Authority	1	50,000.00
10	20,000 payment for pregnant mothers	Ministry of women and child affairs	1	143,180,000.0

11	Morning food programme for preschool children	Ministry of women and child affairs	1	4,178,181.25
12	ECCD development standard programme for preschool teachers	Ministry of women and child affairs	15	299,776.00
13	ECCD national week programme for children	Ministry of women and child affairs	15	225,000.00
14	Home based early childhood development programmes for parents	Ministry of women and child affairs	15	60,000.00
15	International children day programmes	Ministry of women and child affairs	15	224,092.00
16	Home based Eccd programme for government officers	Ministry of women and child affairs	15	60,000.00
17	Eccd National week programmes for parents	Ministry of women and child affairs	15	112,500.00
18	Early childhood development village level development committee	Ministry of women and child affairs	30	45,000.00
19	Early child hood development model village programme	Ministry of women and child affairs	1	500,000.00
20	Art competition for preschool children	Ministry of women and child affairs	15	105,000.00
21	District child development committee meeting	Ministry of women and child affairs	3	32,000.00
22	"Kepakaru Deguru " Monthly Educational financial Support	Dept of Probation and Child care services	92	564,000.00
23	Divisional Child development committee meetings	Dept of Probation and Child care services	15	45,000.00



24	Model village development programmes	Dept of Probation and Child care services	15	48,000.00
25	Educational Equipment issued to children	Dept of Probation and Child care services	45	45,000.00
26	World children's day programmes	Dept of Probation and Child care services	16	57,000.00
27	Training for children's club volunteers	Dept of Probation and Child care services	45	320,000.00
28	Children's council Awareness programmes	Dept of Probation and Child care services	17	140,000.00
29	Livelihood support for vulnerable children's families	Dept of Probation and Child care services	5	709,000.00
30	Twins payments	Dept of Probation and Child care services	5	95,000.00
31	Medical payment for Children	Dept of Probation and Child care services	6	59,000.00
32	Awareness programme Regarding the Social protection	Dept of Probation and Child care services	49	195,000.00

5.2.3 Activities of Social Security Programme

This Board was established in the year 1996 number 17 special rule of parliament. The main scope of this board to provide the elders security

of non government sector employees from 60 years old.

Although this Board was started 1996 from 2006 this board was extended in Jaffna district.

Although this board introduced a new project called "Arasawa" (project for below 18 years old) on 01.10.2014 from 2015 this project was extended in Jaffna.

The following benefits are provided by the Board to the beneficiaries.

- Monthly pension to the beneficiaries from 60 years old.
- Disability payment.
- Death gratuity
- Widow pension
- Education benefit (Grade-5 Scholarship benefit, O/L Exam benefit, University
- Entrance benefit)

Performance Summary of Sri Lanka Social Security Board year ended 2017

No	Particulars	Up To 01.01.2017	2017
01	No of new enrolments	47274	12401
02	Members receiving pension	3348	312
03	Death Gratuity	84	05
04	Disability benefit	37	-
05	Scholarship benefit (Year 05)	22	172
06	O/L Payment	-	45



5.2.4 Activities of Social Services

Details of the payment for the disable

	Delft	Velanai	Kayts	Karainagar	Jaffna	Nallur	Sandilipay	Chankanai	Uduvil	Telippalai	Kopay	Chavakachcheri	Karaveddy	Point Pedro	Maruthankerny	Total
No of Beneficiaries got the Rs 3000 payment 2017	77	95	87	79	103	184	117	166	97	129	188	307	128	95	137	1989
No of Person in waiting list scheduled for Rs 3000 in 2017	5	270	45	50	307	350	412	175	396	500	838	850	354	150	200	4902
No of Beneficiaries got the Self Employment Payment 2017				1					2	3					2	8
No of Person in waiting list scheduled for Self Employment Payment in 2017			5	2	1	2	40	33	1	4	5		2		6	101
No of Beneficiaries got the Single Parent Payment 2017		1				1		1	6	1	1			7		18
No of Person in waiting list scheduled for Single Parent Payment in 2017	2		1	2	1		10				2	20		1	8	47
No of Beneficiaries got the Education Equipment Payment 2017		3		1	20	5				10				33		72
No of Person in waiting list scheduled for Education Equipment Payment in 2017		8	10	2		16	10	11	60	66	47	50	8	22	16	326
No of Person in waiting list scheduled for Deaf Identity Card 2017	2			7			15				11	2	3		5	45
No of Disables got the Deaf Identity Card 2017				7							3	2	3		5	20



Monthly Allowance of Rs.2000 for Senior citizen over 70 years Details of Beneficiaries - 2017

No	Divisional Secretariats	Beneficiaries											
		Jan	Feb	Mar	Apr	May	June	July	Aug	Sep	Oct	Nov	Dec
1	Delft	154	154	154	155	155	155	155	155	155	155	155	155
2	Velanai	687	687	687	686	686	686	686	686	686	687	687	687
3	Kayts	432	432	431	431	431	428	428	428	428	428	428	428
4	Kaarainagar	420	421	421	419	419	420	420	420	420	420	420	420
5	Jaffna	1018	1019	1019	1020	1020	1019	1019	1019	1019	1017	1017	1015
6	Nallur	1757	1753	1755	1755	1752	1751	1751	1751	1751	1751	1751	1752
7	Sandilipay	1703	1705	1705	1704	1703	1702	1700	1701	1701	1701	1701	1701
8	Chankaanai	1689	1688	1688	1689	1691	1691	1692	1692	1692	1692	1693	1693
9	Uduvil	1299	1299	1296	1296	1296	1296	1295	1295	1295	1296	1296	1296
10	Thellipalai	1327	1328	1330	1330	1332	1336	1338	1336	1336	1337	1336	1336
11	Kopay	2182	2184	2184	2180	2176	2178	2178	2178	2178	2179	2179	2180
12	Chavakachcheri	2467	2467	2467	2469	2469	2469	2468	2469	2469	2470	2470	2470
13	Karaveddy	1453	1454	1454	1453	1453	1453	1453	1453	1453	1453	1453	1453
14	Point pedro	1263	1261	1261	1259	1258	1257	1257	1257	1257	1258	1258	1258
15	Maruthankerny	430	430	430	431	432	432	432	432	432	431	431	431
	Total	18281	18282	18282	18277	18273	18273	18272	18272	18272	18275	18275	18275

5.2.5 Activities of Sports Branch

- District Sports Officer 01
- Coaches 06
- Sports Officers 15+01
(Divisional & District Secretariat)

Registered Club Details 2017

S.No	Name of Division	Number of Resisted Club
01	Jaffna	16
02	Nallur	18
03	Kopay	44
04	Karaveddi	39
05	Point petro	13
06	Chavakachcheri	19
07	Chankanai	17
08	Sandilipay	15



09	Thelippai	29
10	Uduvil	29
11	Velanai	14
12	Kayts	08
13	Maruthankerni	22
14	Delft	07
15	Karainagar	13

Jaffna District National Level Sports

Achievements-2017

National Sports Festival Results

Sel.No	Name of Players	Name of Games & Events	Wining Place (Medal)
01	J.Anitha	Pole Vault	Gold Medal (New Sri Lanka Record)
02	V. Arshika	Weight Lifting	Gold
03	B. MeryRathina	Weight Lifting	Bronze
04	E. Dishanthy	Carom - Single	Bronze
05	N. Senthuran	Boxing	Bronze
06	R. Ramesh	Boxing	Bronze
07	M. Priyanthi	Boxing	Bronze
08	K. prashanthiny	Boxing	Bronze
09	T. Thanishan	Body Building	Bronze
10	S. Vojana	Carom	Bronze
11	K. Kesajini	Carom	Bronze
12	L. Thusajini	Carom	Bronze
13	R.Bavatharani	Carom	Bronze
14	S. Dilani	Cricket	Gold
15	S. Subarna	Cricket	Gold
16	B. Rajitha	Cricket	Gold
17	S. Sobika	Cricket	Gold
18	M. Ninthusa	Cricket	Gold
19	R. Kalaimathy	Cricket	Gold
20	J. Thusyanthini	Basket Ball	Silver
21	K. Thamilarasi	Basket Ball	Silver

22	B. Banu	Basket Ball	Silver
23	A. Tharsika	Basket Ball	Silver
24	K. Nitharshana	Basket Ball	Silver
25	N. Sivanuja	Basket Ball	Silver
26	T.M.J.M. HepzibahSherin Sheromey	Basket Ball	Silver
27	P. Kamalene Mills	Basket Ball	Silver
28	J. JovitaDishani	Basket Ball	Silver
29	W. Epciha	Basket Ball	Silver
30	R. Nivetha	Basket Ball	Silver
31	E. J. Anne Benaseer	Basket Ball	Silver
32	M. Premkumar	Foot Ball	Bronze
33	S. Sathurjan	Foot Ball	Bronze
34	R. Thusharagan	Foot Ball	Bronze
35	S. Gnaruban	Foot Ball	Bronze
36	M. Nitharsan	Foot Ball	Bronze
37	A. Nirosan	Foot Ball	Bronze
38	S. Jude Suman	Foot Ball	Bronze
39	T.Venujan	Basket Ball	Bronze
40	R.Prasathman	Basket Ball	Bronze
41	T.Thusanthan	Basket Ball	Bronze
42	T.Harsan	Basket Ball	Bronze
43	A.Y.AntonJovanant han	Basket Ball	Bronze
44	S.Bavan	Basket Ball	Bronze
45	R.Thuvarakan	Basket Ball	Bronze
46	S.Jagatheeswaran	Basket Ball	Bronze
47	E.Kishanth	Basket Ball	Bronze
48	V.Thayalan	Basket Ball	Bronze
49	S.Sujeenthiran	Basket Ball	Bronze
50	B.Saseenthiran	Basket Ball	Bronze





J. Anitha - Pole Vault - Gold Medal
(New Sri Lanka Record)

Jaffna District Provincial Level Sports

Achievements-2017


Provincial Sports Festival Results

Se.No	Name of Games & Events	Wining Place
01	Athletic (Men)	Champion
02	Athletic (Women)	Champion
03	Badminton (Men)	Champion
04	Badminton (Women)	Champion
05	Basketball (Men)	Champion
06	Basketball (Women)	Champion
07	Beach Kabaddi (Men)	Champion
08	Beach Kabaddi (Women)	Champion
09	Beach Volleyball (Men)	Runner-up
10	Beach Volleyball (Women)	Runner-up
11	Cycle (Men)	Champion
12	Cricket (Women)	Champion
13	Elle (Men)	Champion
14	Elle (Women)	Champion
15	Football (Men)	Champion
16	Football (Women)	Champion
17	Hockey (Men)	Champion
18	Hockey (Women)	Champion
19	Kabaddi (Men)	Runner-up
20	Kabaddi (Women)	Champion
21	Karate (Men)	Runner-up
22	Karate (Women)	Runner-up
23	Netball (Women)	Champion
24	Table Tennis (Men)	Champion
25	Table Tennis (Women)	Champion
26	Taekwondo (Men)	Runner-up

27	Taekwondo (Women)	2 nd Runner-up
28	Volleyball (Men)	Champion
29	Volleyball (Women)	Runner-up
30	Weight Lifting (Men)	Champion
31	Weight Lifting (Women)	Champion
32	Wresting (Men)	Champion
33	Chess (Men)	Champion
34	Chess (Women)	Champion
35	Carrom (Men)	Champion
36	Carrom (Women)	Champion
37	Tug of War (Men)	2 nd Runner-up
38	Tug of War (Women)	2 nd Runner-up



V. Arshika - Weight Lifting - Gold Medal



SITTING :- MR.K.VLITHARAN (D.S.O JAFFNA), MR.N.VETHANAYAGAN (G.A JAFFNA), (L-R) MISS. S.DILANI (CAPTION), MR.K.SUTHAKARAN (TEAM COACH)
STANDING :- MISS. S.SOBIKA, MISS. R.KALAIMATHY, MISS. M.NINTHUSA,
1st Row
SITTING :- MISS. K.SAMANTHY, MISS. S.ANNE, MISS. B.RAJITHA, MISS. S.SUBARNA
2nd Row



SITTING :- MR.K.MAYURAN (TEAM MANAGER), MR.K.VIJITHARAN (D.S.O JAFFNA), MR.R.VETHANAYAGAN (G.A JAFFNA),
(L-R) MISS.K.KESAJINI (CAPTAIN), MR.S.KUMARESAN (TEAM COACH)
STANDING :- MISS. B.BAVATHARANI, MISS. E.DISHANTHY, MISS. S.VOJANA, MISS. L.THUSAJINI
(L-R)



SITTING :- MR.M.KABILAN (TEAM MANAGER) , MR.K.VIJITHARAN (D.S.O JAFFNA),
(L-R) MR.N.VETHANAYAGAN (G.A JAFFNA), MR. E.PRASATHAN (CAPTAIN), MR. S.PRASANNA (TEAM COACH)
STANDING :- MR.E.KISHANTH, MR. B.SASEENTHRAN, MR. T.HARSAN, MR. T.VENUJAN
1st Row
SITTING :- MR. S.SUJENTHIRAN, MR.V.THAYALAN, MR. T.THUSANTHAN,
2nd Row MR.A.Y.ANTON JOVANANTHAN, MR. S.BAVAN, MR. S.JAGATHEESWARAN



SITTING :- MR.P.ANANTHARAJA (TEAM MANAGER), MR.K.VIJITHARAN (D.S.O JAFFNA), MR.R.VETHANAYAGAN (G.A JAFFNA),
(L-R) MR.E.SAHITHARASEELAN (TEAM MANAGER)
STANDING :- MISS. K.PIRASHANTHINI, MR. N.SENTHURAN, MR.R.RAMESH, MISS. M.PRIYANTHI
(L-R)



SITTING :- MR.K.VIJITHARAN (D.S.O JAFFNA), MR.R.VETHANAYAGAN (G.A JAFFNA),
(L-R) MISS.T.M.A.M.HFPIZIBAH SHERIN SHEROMEY (CAPTAIN), MR.T.SIVATHAS (TEAM COACH)
STANDING :- MISS. B.BANU, MISS. A.THARSIKA, MISS. K.THAMILARASI, MISS. N.SIVANUJA,
1st Row MISS. E.J.ANNE BENASERR,
SITTING :- MISS. P.KAMALENE MILLS, MISS. R.NIVETHA , MISS. JOVITA DISHANI,
2nd Row MISS. J.THUSYANTHINI, MISS. K.NITHARSHANA, MISS. W.EPCIBA



B. Mery Rathina - Weight Lifting – Browns

5.3 Progress of Development Activities

5.3.1 Department of Industries Activities

In 2017 the following Activities were carried out by the Department of Industries, Jaffna.

❖ Hand loom Production & Training

- Handloom Production was carried out by 28 weavers in 9 Handloom Centers in this year. Total handloom production of Rs 1,523,121.15 and Sales of Rs 1,326,503.91.



- 28 Trainees have completed their 6 months training in 8 Handloom Centers. Amount of Rs 200.00 was given per day for trainees as incentive money.



❖ Traditional Small Industry Trainings (Coir and pottery Training)

- 11 trainees have completed 6 months Pottery training in Chankanai Divisional Secretariat. Amount of Rs 200.00 was given per day for trainees as incentive money.



- 21 trainees have completed 3 months coir training in Nallur, Chavakachcheri Divisional Secretariats. Amount of Rs 200.00 was given per day for trainees as incentive money.



❖ Skill Development Training

- 21 trainees have completed 3 months house wiring training in Delft Divisional Secretariat. Amount of Rs 200.00 was given per day for trainees as incentive money.



- Batik Training was conducted in Velanai Divisional Secretariat with the collaboration of world food programme. 28 beneficiaries completed the training. Amount of Rs 330.00 was given per day for trainees as incentive money by world food programme. With the cost of Rs 843022.00, tools and raw materials were provided by Department of Industries.



- Palmyrah Leaf Handicraft Training was conducted in Kayts Divisional Secretariat with the collaboration of world food programme. 29 beneficiaries completed the training. With the cost of ofRs 330.00 was given per day for trainees as incentive money by world food programme. Amount of Rs 114,500.00, tools and raw materials were provided by Department of Industries.



❖ Technology Transfer Training

The following Technology Transfer Programmes were conducted in 2017. With the expenditure of Rs 438,824.00.



No	Technology Transfer Training	No of Trainings provided
01	Candle Making Training	02
02	Coconut Shells Product Training	01
03	Saree blouse cutting Training	12
04	Palmyrah Leaf Handicraft Training	03
05	Sawing Machine Repairing Training	07
Total		25 Training 486 Beneficiaries



- Workshop related to production design was conducted by the National Craft council's experts for the handicraftsmen.
- New Year market was conducted in Karaveddy, Jaffna, Nallur, Karainagar, Uduvil, Pointpedro, Maruthankeney, Chankanai, Sandilipay, Kopay and Kayts Divisional Secretariat Divisions by local producers. Total sales of Rs 863,425.00.



- Education Department's furniture were repaired by carpentry school, Jaffna. Total value of Rupees 360,000.00.

❖ Other activities

- Equipments were provided to 282 beneficiaries through CBG members reserved fund at the cost of Rs 7.37 Million for developing their self employment.



- Equipments were provided to 25 beneficiaries from PSDG fund with the 50% of contribution of their own fund for developing their industries. The Department's contribution was Rs 1 million.





❖ **Exhibition**

- Jaffna district won 19 first places, 24 second places, 25 third places, 36 National Level consolation prizes and 66 Provincial Level consolation prizes in the Provincial level Industrial Exhibition Competition for handicraft sector and 10 first places, 10 second Places, 8 third places and 19 consolation prizes for Handloom sector.



- Jaffna district won 2 second places, 2 third places and 18 consolation prizes in the participation of Shilpa National Exhibition in 2017 which was held in Bandaranayka Memorial hall, Colombo.



- Vatharavaththai Mat Production Centre was constructed by Vaatharavaththai village people for the purpose of mat Production.



- Paththameny Weaving Centre was repaired for the amount of Rs 1,400,000.00



- Work place and retting tank were constructed in coir centre Kachchai, Chavakachcheri and also coir products production Machine was purchased to promote coir production.



- Siruppitty Weaving Centre was repaired for the amount of Rs1,000,000.00



❖ Weaving Centre Repairs

- Sankuvely weaving centre was repaired for the amount of Rs 250,000.00



Summary of the Implemented Projects for the year 2017 Department of Industries

S. No	Source of Fund	Number of Programmes	Allocation of fund in Mn	Expenditure up to 31.12.2017 (in Mn)
1	PSDG Work project	9	11.9	11.89
2	Recurrent Fund	6	3.233054	3.19345
3	CBG Work project	1	7.3655	7.3655
4	Commerce & Industries Ministry	4	3.13	3.106
Total		20	25.62855	25.55495

5.3.2 Activities of Rural Development Office

Registration of Societies

Total No. of societies in Jaffna district	765
Rural Development Societies	357
Women Rural Development Societies	408

Registered Societies in 2017

Rural Development Societies	04
Women Rural Development Societies	09

➤ NVQ Level IV Certificate Course (Rs. 0.48Mn)

NVQ level IV certificate course was conducted in Chankanai Women Development Center. The course has 6 months course work and 6 months on job training. 20 Trainees have trained in one batch and two batches have released per annum.

➤ Women Development Centers (Rs.6.72Mn)

580 most vulnerable women were trained for Diploma in Home Science & Beauty culture through Women Development Centers (WDC) in 14 DS divisions and after the general examination, grading certificate were given. Exhibition was conducted in every WDC after the completion of Diploma courses and the winners were honored. After that District level exhibition was conducted for the winners of all WDC in the district level and certificates, prizes were awarded.



➤ Supported by Ministry of National Integration and Reconciliation (1.5 Mn)



Exhibits which were produced by our trainees were exhibited in Provincial level exhibition and Goods and products which were produced by Rural & Women Rural development societies were also exhibited and marketed in this exhibition.

➤ Provincial Specific Development Grant (Rs. 12.65Mn)

Society infrastructure facilities, renovations and projects for income generation were implemented (Rs. 9.15Mn)



The project of Livelihood support for Ex-combatants (Rs. 3.5Mn)



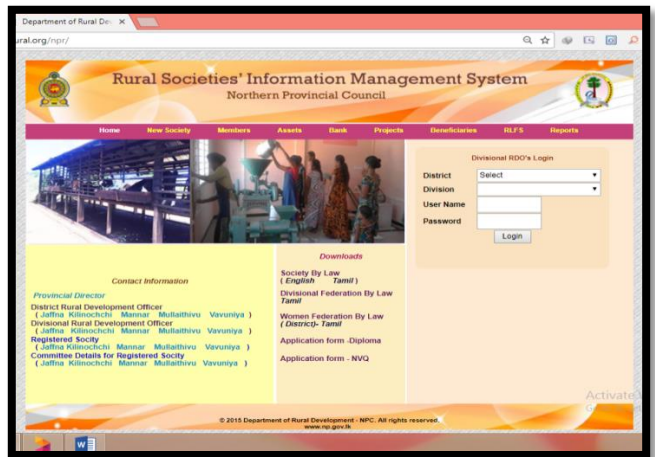
➤ **Criteria Based Grant (Rs.5.585Mn)**

The projects for revolving loan, furniture, power supply, education activities and uplifting of livelihood of the societies.



➤ **E-Government**

The District Rural Development Office has joined in e-government system in 2017



➤ **Other activities**

- Pre-schools and evening classes were conducted by Rural & Women Rural development societies to improve children's education.
- Health and First aid workshops were conducted to the trainees of women development centers and members of Societies.
- 'Shiramadhan' was conducted in temples, common buildings, Pre-Schools, roads and canal by members of Rural & Women Rural development societies

- Traditional sports meets, Women day and other religious festivals were celebrated through WRDSs to keep religion, tradition and culture.
- Livelihood activities initiate through revolving loan activities among the society members in 285 Societies.
- Contract works have done by the societies less than 2.0 Mn of contract work.

General cost 2017

	WORK DESCRIPTION	Amount (Rs.)
1	News Paper	4,780.00
2	Postage	5,047.00
3	Telephone	49,726.28
4	Electricity	34,043.47
	Total	93,596.75

Personnel Details – 2017

No.	Office	RDO	DO	Demo	Total	Note
1	Delft	1	0	1	2	
2	Velanai	1	1	1	3	
3	Kayts	1	1	1	3	
4	Karainagar	1	1	1	3	
5	Jaffna	1	1	1	3	
6	Nallur	1	1	1	3	
7	Sandilipay	1	1	1	3	
8	Chankanai	1	1	1	3	
9	Uduvil	1	1	1	3	
10	Tellipalai	1	1	1	3	
11	Kopay	1	1	1	3	
12	Chavakachcheri	1	1	1	3	
13	Karaveddy	1	2	1	4	
14	Point Pedro	1	2	1	4	

15	Maruthankerny	1	2	1	4	
16	District Rural Development Office	01*	4	0	5	*District Officer
		16	21	15	52	

RDO- Rural Development Officer

DO-Development Officer

Demo - Demonstrator

Details of registered RDS & WRDS - 2017

No	DS Division	No of GN Division	Number of Villages	Registered No. of Societies		
				RDS	WRDS	Total
1	Delft	6	15	6	6	12
2	Velanai	30	73	26	20	46
3	Kayts	15	54	13	15	28
4	Karainagar	9	87	16	10	26
5	Jaffna	28	52	12	37	49
6	Nallur	40	58	16	30	46
7	Sandilipay	28	74	22	26	48
8	Chankanai	25	75	23	21	44
9	Uduvil	30	147	20	19	39
10	Tellipalai	45	160	45	27	72
11	Kopay	31	111	34	37	71
12	Chavakachcheri	60	142	52	63	115
13	Karaveddy	36	175	27	32	59
14	Point Pedro	35	130	21	42	63
15	Maruthankerny	18	44	24	23	47
	Total	436	1397	357	408	765



5.3.3 Activities of Samurdhi Department

➤ Payment of Samurdhi Assistance

Poor families have been selected and classified as per the number of family members in Jaffna District and Samurdhi Assistance payment is being paid. This project has been implementing from 2005. Since 2005 – 2012 March Samurdhi Assistance payment had been paid as goods & cash through stamp. But this payment is being paid as cash under the new scheme through Samurdhi Banks from 2012 April.

Details of Samurdhi Assistant Payment

No	Category of Payment	Nos
01	3,500.00	31,022
02	2,500.00	9,122
03	1,500.00	13,169
Total		53,313

No	Details	Expenditure (mn)
01	Samurdhi Assistant Payment (January - December)	1,574.19

➤ Payment of Social Security Fund

This is an additional payment to the Samurdhi beneficiary family. This Programme is implemented in Jaffna District since 2006. Payment detail for 2017 as follows.

No	Detail	Rate	Nos	Expenditure (mn)
01	Birth	7,500.00	632	4.40
02	Illness(Between 5-30 Days)	250.00	3,666	9.05
03	Marriage	7,500.00	1,816	13.62
04	Death	15,000.00	1,135	17.03
05	Siphthora Scholarship	1,500.00	357	20.97
Total			7,606	65.07

➤ Payment of Housing Lottery

This is also an additional payment to the Samurdhi beneficiary family. This Programme is implemented in Jaffna District since 2005. In 2017, 164 families were selected for this programme.

No	Rate	Nos	Expenditure (mn)
01	200,000.00	164	32.8

➤ Livelihood Revolving Fund Projects

Under these projects, 50% of funds from projects that were implemented from 2007 – 2006 were recovered from beneficiaries and deposited at revolving funds which are used for this project since 2008. The maximum Rs.1, 000,000.00 is being granted In this scheme. Thus, revolving fund projects has been implemented in 2017 also. Details as follows.

No	Project	No.of Projects	Amount (mn)
1	Agriculture	140	7.81
2	Animal Husbandary	393	23.85
3	Fisheries	205	13.69



4	Industries	227	15.07
5	Marketing	199	14.57
Total		1164	74.99

➤ Empowerment Project for Samurdhi Assistance Families

In 2017, Dept. of Samurdhi Development has allocated Rs.20.48Mnto implement the Livelihood Development projects. 466 Projects have been implemented from this fund.

No	Project	No.of Projects	Amount (mn)
1	Agriculture	93	4.01
2	Animal Husbandry	119	5.30
3	Fisheries	71	3.24
4	Industries	183	7.93
Total		466	20.48



Porviding the Industrial equipment – Velanai



Animal Husband Project - Tellipalai

➤ Marketing Development Projects

Dept. of Samurdhi Development has allocated Rs.5.23Mn to implement the marketing projects in 2017. There are 138 projects have been implemented From this fund.

No	Project	No.of Projects	Amount (mn)
1	Stores	9	0.45
2	Mobile cart	7	0.35
3	Sales Promotion	52	2.2
4	Training Programmes	66	1.5
5	Empowerment of Entrepreneur Society	1	0.01
6	Exhibition	2	0.51
7	Instant food producing training	1	0.09
Total		138	5.11



Mobile Cart – Chavakachcheri

The funds have been allocated to implement the projects of District sales / trade exhibitions, instant food producing training programme and empowerment of District entrepreneur society under the marketing projects.

➤ Production model village programme

The selected products have been upgraded to the particular village under the model village programme. Three villages have been selected and implemented the projects in 2017. The funds have been allocated for the village implemented as a model village in 2016 also.

No	D.S.Division	Village	Production	Amount (mn)
1	Kayts	Analativu South	Palmurah Production	2.13
2	Sandilipay	Piranpattu	Gingilly oil Production	5.38
3	Chavakachcheri	Idaikuri chchi	Palmyrah Production	2.33
4	Tellipalai	Mavai kaladdy	Milk Production	2.00
Total				11.84



Kayts



Tellipalai



Sandilipay

The funds have been allocated to implement the projects of construction of toilets & Construction of Houses.

No	D.S.Division	Village	Project	Amount (mn)
1	Kayts	Analativu South	Housing	0.20
2	Sandilipay	Piranpattu	Housing	0.20
3	Chavakachcheri	Idaikuri chchi	Housing	0.20
4	Tellipalai	Mavai kaladdy	Housing Toilets	0.40 0.39
Total				1.39

➤ Thiriyapiyasa Housing Projects

Dept. of Samurdhi Development has allocated 4.5 mn to implement the Housing projects. From this fund 56 Housing projects have been implemented in 2017. Rs.75, 000.00 was allocated for each house for repairs and Rs.150, 000.00 was allocated for a new house with beneficiary contribution.



Before the Construction – Chankanai



After the construction –Chankanai

➤ **Social Development Projects.**

Dept of Samurdhi Development has allocated 2.79mn to implement the Social Development projects in 2017.

No	Project	Amount (Rs.)
1	Anti-smoking awareness Programme	0.68
2	Counseling and job guidance	0.36
3	Memorial days	0.27
4	Children’s competition	0.55
5	Green Park Programme	0.90
6	Progress Review Meeting	0.03
Total		2.79



Anti Smoking Awareness Programme Karaveddy



Green Park Programme Maruthankern

5.3.4 Activities of Department of Agriculture

S.No	Project	Progress
1.	<p>Project of Construction of Red onion storage structure</p> <p>This project was implemented under the financial support of the Office for National Unity and Reconciliation. Under this project, 40 beneficiaries from Maruthankerny, Pointpedro, Karaveddy and Kopay divisional secretariats were received money for the construction of onion storage structure with 50% subsidy. 10 beneficiaries were selected from each division. Total allocation for this project was Rs.2.369 Million.</p> 	<ul style="list-style-type: none"> * 40 onion storage structures were constructed. * Total Expenditure of this project was Rs.2.369 million.
2.	<p>Project of Export oriented Mango Village (TOM EJC)</p> <p>This project was implemented under the financial support of the Office for National Unity and Reconciliation. Under this project, 27 beneficiaries from Chavakachcheri, Tellipallai, Chankanai, Sandilipay and Uduvil divisional secretariats were encouraged to plant TOM EJC Mango. Total allocation for this project was Rs.1.382 Million.</p> 	<ul style="list-style-type: none"> * 1650 TOM EJC mango plants were issued with free of charge. * Drip irrigation system, Plastic water tank, Secateurs and pruning saw were issued with 50% subsidy. * Total Expenditure of this project was Rs.0.65 million. Balance allocation was released to Planning Secretariat.

3. Project of Export oriented Mango Village (Villard)

This project was implemented under the financial support of the Office for National Unity and Reconciliation. Under this project, 33 beneficiaries from Chavakachcheri, Tellipallai and Velanai divisional secretariats were encouraged to plant Villard mango plant. Total allocation for this project



was Rs.0.954 Million.

* 1930 Villard mango plants were issued with free of charge.

* Plastic water tank, Secateurs and pruning saw were issued with 50% subsidy.

* Total Expenditure of this project was Rs.0.525 million. Balance allocation was released to Planning Secretariat.

4. Project of Promotion of other field crop cultivation

This project was implemented under the financial support of Presidential Secretariat. Under this project, Other field crop seeds and Sweet potato cuttings were issued to farmers from 15 divisional secretariats to promote other field crop cultivation with free of charge. Total allocation for this project was Rs.1.443 Million.



* 47,500 Sweet potato cuttings, 1525Kg Gingerly, 1150Kg Green gram, 360Kg Cowpea, 590Kg Finger millet, 23.5Kg Red onion and 2Kg Chilies seeds were issued.

* Total Expenditure of this project was Rs.1.443 million.

5.	<p>Project of issuing seed potato.</p> <p>This project was implemented under the financial support Ministry of Agriculture. Under this project, 1289 beneficiaries from Chavakachcheri, Tellipallai, Kopay, Uduvil and Nallur divisional secretariats were encouraged to cultivate potato. Total allocation for this project was Rs.37 Million.</p> 	<ul style="list-style-type: none"> * 234.725 Mt seed potato was issued with 50% subsidy. * Total Expenditure of this project was Rs.31.75 million.
6.	<p>Project of Promotion of Aloe vera cultivation</p> <p>This project was implemented under the financial support of Ministry of National Unity and Reconciliation. Total allocation for this project was Rs.2.715 Million.</p> 	<ul style="list-style-type: none"> * Under this project, 36,360 Aloe vera plants were issued to Velanai and Delft Divisional Secretariat beneficiaries. * Fencing materials were also given to Delft Divisional Secretariat beneficiaries. * Total Expenditure of this project was Rs.2.715 million.
7.	<p>Project of Promotion of Pomegranate cultivation</p> <p>This project was implemented under the financial support of Ministry of National Unity and Reconciliation. Under this project, Pomegranate cultivation was encouraged in Nallur, Chavakachcheri, Kopay, Tellipallai, Karainagar, Velanai and Delft Divisional Secretariat beneficiaries. Total allocation for this project was Rs.2.16 Million.</p> 	<ul style="list-style-type: none"> * 7445 Pomegranate plants were issued. * Drip irrigation systems for 0.25 ac were issued to 36 farmers in this project. * Total Expenditure of this project was Rs.2.16 million.

8.	<p>Project of Promotion of Murunga cultivation</p> <p>This project was implemented under the financial support of Ministry of National Unity and Reconciliation. Total allocation for this project was Rs.0.6 Million.</p>	<p>* Under this project, 8707 Murunga plants were issued with the exception of Chavakachcheri Divisional Secretariat beneficiaries.</p> <p>* Total Expenditure of this project was Rs.0.6 million</p>
9.	<p>Project of Promotion of King coconut cultivation</p> <p>This project was implemented under the financial support of Ministry of National Unity and Reconciliation. Under this project, King coconut cultivation was encouraged to 15 Divisional Secretariat beneficiaries. Total allocation for this project was Rs.1.75 Million</p>	<p>* 6890 King coconut plants were issued</p> <p>* Total Expenditure of this project was Rs.1.75 million</p>
10.	<p>Project of Promotion of Finger Millet cultivation</p> <p>This project was implemented under the financial support of Ministry of National Unity and Reconciliation. Under this project, Finger Millet and Kodo millet cultivation were encouraged in 15 Divisional Secretariat beneficiaries. Total allocation for this project was Rs.0.543 Million.</p>	<p>* 560 Kg Finger Millet seeds and 30Kg Kodo millet seeds were issued</p> <p>* Total Expenditure of this project was Rs.0.543 million.</p>

5.3.5 Activities of District Planning

Rural Infrastructure Development Programme - 2017

Source of Fund: Ministry of National Policies and Economic Affairs

S. No.	Division	No. of Projects		Total Allocation (Rs. Mn.)	Total Expenditure (Rs. Mn.)	Bill in Hand
		Total	Completed			
1	Delft	8	8	3.00	2.18	0.80
2	Velanai	39	39	15.00	14.92	-
3	Kayts	15	15	7.50	7.46	-
4	Karainagar	9	9	4.50	4.47	-
5	Jaffna	39	39	14.00	13.88	-
6	Nallur	43	43	20.00	19.90	-
7	Sandilipay	28	28	14.00	13.93	-
8	Chankanai	28	28	12.50	12.43	-
9	Uduvil	34	34	15.00	14.93	-
10	Tellippalai	39	39	22.50	22.39	-
11	Kopay	52	52	15.50	15.42	-
12	Chavakachcheri	73	73	30.00	29.11	0.74
13	Karaveddy	45	45	17.50	17.41	-
14	Point Pedro	45	45	17.50	17.41	-
15	Maruthankerny	19	19	9.00	8.95	-
16	District Secretariat				1.09	-
	Total	516	516	217.5	215.88	1.54

Rural Infrastructure Development Special Programme – 2017

Source of Fund: Ministry of National Policies and Economic Affairs


S. No.	Division	No. of Projects		Total Allocation (Rs. Mn.)	Total Expenditure (Rs. Mn.)	Bill in Hand
		Total	Completed			
1	Delft	2	2	3.00	0.00	2.99
2	Velanai	11	11	14.15	1.78	12.30
3	Kayts	4	4	4.35	0.83	3.50
4	Karainagar	7	7	10.00	3.17	6.78
5	Jaffna	17	17	23.00	3.57	19.32
6	Nallur	16	16	21.50	0.00	21.39
7	Sandilipay	11	11	15.40	1.67	13.64
8	Chankanai	19	19	25.20	17.63	7.40
9	Uduvil	18	18	24.00	4.17	19.71
10	Tellippalai	32	32	41.00	6.95	33.85
11	Kopay	16	16	21.20	0.00	21.09
12	Chavakachcheri	30	30	37.20	3.05	33.96
13	Karaveddy	32	32	41.00	1.64	39.16
14	Point Pedro	17	17	22.50	7.49	14.86
15	Maruthankerny	5	5	6.50	0.81	5.65
16	District Secretariat				1.55	0.00
	Total	237	237	310.00	54.31	255.60

Best Rural Infrastructure Development Programme – 2017

Source of Fund: Ministry of National Policies and Economic Affairs

Projects Implemented by the Ministry of National Policy and Economic Affairs in 2017 – RIDP, Best RIDP, RIDSP

S. No	Division	No. of Projects		Total Allocation (Rs. Mn.)	Total Expenditure (Rs. Mn.)	Bill in Hand
		Total	Completed			
1	Delft	1	1	0.1000	0.0991	0.0000
2	Velanai	1	1	0.1000	0.0000	0.0977
3	Kayts	1	1	0.1000	0.0989	0.0000
4	Karainagar	1	1	0.1000	0.0000	0.1000
5	Jaffna	0	0	0.0000	0.0000	0.0000
6	Nallur	1	1	0.1000	0.1000	0.0000
7	Sandilipay	1	1	0.1000	0.1000	0.0000
8	Chankanai	1	1	0.1000	0.1000	0.0000
9	Uduvil	1	1	0.1000	0.0000	0.0999
10	Tellippalai	1	1	0.1000	0.0010	0.0990
11	Kopay	1	1	0.1000	0.0000	0.1000
12	Chavakachchery	1	1	0.1000	0.0000	0.1000
13	Karaveddy	1	1	0.1000	0.0000	0.1000
14	Point Pedro	1	1	0.2000	0.1967	0.0000
5	Maruthankerny	1	1	0.1000	0.0000	0.1000
16	District Secretariat				0.0000	0.0000
	Total	14	14	1.5000	0.6957	0.7966



High Impact Project (Special Project for Northern Province) – 2017

Source of Fund: Ministry of Prison Reforms, Rehabilitation, Resettlement and Hindu Religious Affairs

S. N	Project Title	Financial Progress		Remarks
		Allocation for year 2017 (Rs.) in min	Expenditure (Rs.) in min	
1	Construction of new passenger boat	48.56	47.71	Rs. 23.22 mn Bills in hand
2	Construction of Jetty (Delft)	42.96	42.89	
3	Revitalizing the milk value addition and strengthening the liquid milk marketing network (Jaffna)	0.09	0.09	
4	Payment for High Impact Project in year 2016	79.93	79.92	
5	Renovation of Matha Veethy	5.00		
6	Renovation of Kalamunai Road and Retaining wall at Delft	3.00		
7	Construction of sea bund to prevent sea erosion at Sebanayakapuram	5.00	0.11	
8	Renovation of Pidari Ambal Kerney and Karikaddari Kerny	2.95		
9	Formation of Cultural Design for Divisional Secretariat, Delft	0.80		
10	Cleaning works at Kayts Jetty	0.67	-	
11	Supply of Equipment for the improvement of livelihood to the local product producers	1.05	-	
12	Renovation of Farmers Well in all GN Division	4.80	-	
Total		194.81	170.71	

Decentralized Capital Budget Programme – 2017

Source of Fund: Ministry of National Policies and Economic Affairs

S.N	D. S Division	No. of Projects		Allocation (in Rs.) Mn	Cumulative Expenditure (in Rs.) Mn
		Total	Completed		
1	Delft	8	8	0.80	0.77
2	Velanai	53	53	2.73	2.68
3	Kayts	18	18	1.46	1.42
4	Karainagar	12	12	0.96	0.93
5	Jaffna	38	38	3.36	3.29
6	Nallur	47	47	4.32	4.23
7	Sandilipay	56	56	5.88	5.74
8	Chankanai	88	88	8.96	8.74
9	Uduvil	60	60	6.43	6.28
10	Tellippalai	64	64	9.01	8.76
11	Kopay	35	35	3.13	3.05
12	Chavakachcheri	81	81	8.46	8.23
13	Karaveddy	60	60	6.08	5.93
14	Point Pedro	46	46	4.82	4.70
15	Maruthankerny	26	26	3.27	3.18
Administrative Charge					1.37
Total		692	692	69.67	69.30

Projects Implemented by the Ministry of National Policy and Economic Affairs in 2017 – Decentralized Budget





Enterprise Based Village Development Programme – 2017

Source of Fund: Office for National Unity and Reconciliation

S. No	DS Division	No. of Projects		Allocation (Mn)	Total Expenditure (Mn)
		Total	Completed		
1	Delft	4	4	17.668	17.668
2	Velanai	7	7	13.563	13.563
3	Kayts	5	5	7.402	7.402
4	Karainagar	3	3	6.999	6.999
5	Jaffna	6	6	6.979	6.979
6	Nallur	4	4	6.425	6.425
7	Sandilipai	8	8	7.261	7.261
8	Chankanai	7	7	21.724	21.724
9	Uduvil	14	14	9.852	9.852
10	Tellippalai	6	6	10.213	10.213
11	Kopay	7	7	9.682	9.682
12	Chavakachcheri	7	7	24.718	24.718
13	Karaveddy	6	6	11.643	11.643
14	Point Pedro	7	7	21.391	21.391
15	Maruthankerny	7	7	8.935	8.935
16	District Secretariat	2	2	7.711	7.711
Total		100	100	192.166	192.166

Reconciliation Focused Economics Empowerment project – 2017

Source of Fund: Ministry of National Integration & Reconciliation

S. No	Division	No. of Projects		Total Allocation (Rs. Mn.)	Total Expenditure (Rs. Mn.)	Bill in Hand
		Total	Completed			
1	Delft	9	9	14.125	11.475	2.650
2	Velanai	10	10	14.401	14.377	0.000
3	Kayts	10	10	12.871	12.871	0.000
4	Karainagar	8	8	7.949	7.933	0.000
5	Jaffna	3	3	11.248	11.248	0.000
6	Nallur	4	4	3.818	3.818	0.000
7	Sandilipay	11	11	22.312	22.311	0.000
8	Chankanai	12	12	43.050	30.390	12.660
9	Uduvil	5	5	11.471	11.467	0.000
10	Tellippalai	39	39	186.765	121.559	65.206
11	Kopay	13	13	19.785	19.779	0.000
12	Chavakachcheri	10	10	23.934	23.523	0.411
13	Karaveddy	11	11	18.016	18.012	0.000
14	Point Pedro	10	10	68.688	31.585	37.082
15	Maruthankerny	19	19	43.596	36.757	6.840
16	District Secretariat	13	13	112.673	74.499	38.175
	Total	187	187	614.704	451.604	163.024

Gramashakthi People's Movement Project – 2017

Source of Fund: Ministry of National Integration & Reconciliation

S. No	Division	No. of Projects		Total Allocation (Rs in mn)	Total Actual Expenditure (Rs in mn)	Balance (Rs.)
		Total	Completed			
1	Delft			0.796	0.796	30.00
2	Kayts			0.796	0.795	1,500.00
3	Velanai			0.810	0.809	1,722.91
4	Karainager			0.796	0.796	750.00
5	Jaffna			0.805	0.805	105.80
6	Nallur			0.804	0.804	8.00
7	Uduvil			0.796	0.793	2,020.00
8	Chankanai			0.796	0.793	3,156.84
9	Sandilipay	1	1	0.796	0.791	5,510.04
10	Tellipalai			0.796	0.796	11.00
11	Kopay			0.796	0.796	-
12	Chavakachcheri			0.808	0.807	750.07
13	Karaveddy			0.806	0.806	187.50
14	Pointpedro			0.796	0.796	-
15	Maruthankerny			0.796	0.795	418.36
16	District Secretariat			0.186	0.180	6,474.74
	Total	1	1	12.180	12.157	22,645.26



Ministry of National Integration & Reconciliation Projects -2017

Source of Fund: Ministry of National Integration & Reconciliation

S · N	Description of Work	D.S. Division	Allocation for the Year (Rs. in mn)	Total Expenditure (Rs. in mn)	Remarks
1	Healing Mind for Dignified Life – Livelihood Assistance and Income Generation Support Programme	All Divisions	6.800	6.800	
2	Upgrade the Special Care Baby Unit at Base Hospital Tellipalai	Tellipalai	6.200	6.150	

3	Construction of Cancer Home at Tellipalai	Tellipalai	8.000	0.037	Bill in Hands 7.968 Mn
4	Rehabilitate the front of the School Premises – J/ vaddu. Hindu College	Chankana	0.130	0.129	Rs. 673.51 Balance
5	Bicycles distribution to Conflict affected most vulnerable students	District Level	2.000	0.487	
Total			23.130	13.603	

Projects Implemented by the Office of Integration Reconciliation and Ministry of Integration Reconciliation





Presidential Secretariat Projects -2017

Source of Fund: Presidential Secretariat

S · N	Description of Work	D.S. Division	Allocation for the Year (Rs. in mn)	Total Expenditure (Rs. in mn)	Remarks
1	District level Drug Prevention Awareness Programme	District wise	0.057	0.057	
2	Creation of Rural level Pool Persons with Technical and Scientific Knowledge in Drug Prevention Programme	All Divisions	1.204	1.202	Rs. 1,304.70 Balance
3	Multi Sector Action Plan for Nutrition	District wise	0.044	0.044	

4	Multi Sector Action Plan for Nutrition	All Divisions	2.000	2.000	Rs. 106.30 Balance
5	Renovation of Maviddapuram Temple	Tellippalai	2.500	2.500	
6	Recruitment of Trainee Data Entry Operators - update the Kidney Disease Patients	Jaffna	0.050	0.008	Rs. 42,500.00
Total			5.854	5.810	



Multi Sector Action Plan for Nutrition



Ministry of Health, Nutrition & Indigenous Projects -2017

Source of Fund: Ministry of Health, Nutrition & Indigenous

S · N	Description of Work	D.S. Division	Allocation for the Year (Rs. in mn)	Total Expenditure (Rs. in mn)	Remarks
1	Indigenous Food & Nutrition Programme	Jaffna	0.035	0.035	
2	Mental & Physical Health awareness for elders	Jaffna	0.007	0.007	
3	Preparation and Sales of Herbale Drink	Jaffna	0.110	0.110	Rs. 21.00 Balance
Total			0.152	0.152	

National Nutrition Programme



Fisheries Families Development Programme – 2017

Source of Fund: Ministry of Fisheries Aquatic Resources

S · N	Description of Work	D.S. Division	Allocation for the year (Rs.in.mn)	Total Expenditure (Rs. in mn)	Bill in Hands
1	Diyawara Piyasa houses & Toilets & Aution hall	Delft, Velanai, Kayts, Karainagar, Jaffna, Nalur, Chankanai, Sandilipay, Chavakachcheri, Pointpedro, Maruthankerny	20.64	14.42	6.21
2	Renovation of Toilet	Velanai	1.50	1.500	
3	Open Shed for Parking Boats	Chavakachcheri	2.00	2.000	
Total			24.14	17.92	6.21

Construction of Market Complex at Manipay and Chankanai – 2017

Source of Fund: Ministry of Prison Reforms, Rehabilitation, Resettlement and Hindu Religious Affairs

S · N	D. S Division	No. of Projects		Allocation (in Mn)	Cumulative Expenditure (in Mn)	Bill in Hand (in Mn)
		Total	Completed			
1	Sandilipay	1	1	30.000	15.130	14.870
2	Chankanai	1	1	38.948	37.850	1.093
Total		2	2	68.948	52.980	15.963



School Development Programme -2017

Source of Fund: Ministry of Telecommunication & Digital Infrastructure

No	Division	Projects	Total Allocation	Total Expenditure	Physical Progress
1	Uduvil	1	0.250	0.244	Work Finished
2	Kopay	1	0.250	0.250	Work Finished
3	Pointpedro	1	0.250	0.250	Work Finished
4	Maruthankerny	1	0.250	0.245	Work Finished
5	District Secretariat	4	0.836	0.829	Work Finished
Total		8	1.836	1.818	

Northern Province Integrated Development Plan – 2017

Source of Fund: Ministry of Sustainable Development and Wildlife

S. No	Divisional Secretariat	No. of Projects	Work Completed Date	Allocation Rs.(Mn.)	Expenditure Rs.(Mn.)	Bill in Hand Rs.(Mn.)
1	Delft	01	31.12.2017	0.255	0.186	
2	Velanai	01		0.299	0.188	

3	Chavakachcheri	01		0.245	0.244	
4	District Secretariat	01		2.300	1.362	0.671
Total				3.099	1.980	

Tourism Development of Jaffna District – 2017

Source of Fund: Ministry of Tourism Development & Christian Religious Affairs

S. No	Divisional Secretariat	No. of Projects	No. of work Completed	Allocation Rs.(Mn.)	Expenditure Rs.(Mn.)	Bill in Hand (in Mn)
1	Velanai	1	1	26.750	26.750	Continuation work for the year 2016
2	Jaffna	1	1	25.540	25.540	Continuation work for the year 2016
3	Uduvil	1	0	5.000	0.373	Due to the flood which is affected this Project area unable to complete the works and Rs.4.5 Mn requested to continue in 2018
4	Theilipalai	1	1	5.000	2.380	1.695
5	Delft	1	1	2.5	2.488	
6	Delft	1	1	2.28	2.28	
Total		6	5	67.07	59.811	1.695



World Food Programme – 2017

Source of Fund: Ministry of National Policies and Economic Affairs

Programmes	DS Division	No. of Beneficiaries	Issued Food (Kg)				Fund allocated	Fund Expenses
			Rice	Dhal	Veg. Oil	Tin Fish		
Cash for Work - Cash based transfers (KOICA)	Velanai, Kayts, Chavakachcheri, Karaveddy, Point Pedro, Maruthankerni	351					18.120	18.094
Cash for Work - Cash based transfers (Country Programme)	Kayts, Thellippalai						9.174	9.174
School Meals Programme	All Division	77,137	902.343	261.564	148.572	961.463	5.325	5.325
Administrative Expenses							1.865	1.863
Construction of Boundary Wall at Navatkuli Store							1.582	1.582
Total							36.066	36.038



5.3.6 Activities of Resettlement Unit

❖ Projects implemented by Resettlement Unit in 2017

In 2017, 2547 Million allocations were received for the resettlement activities and maintenance of welfare centers in Jaffna District by the Ministry of Prison Reforms, Rehabilitation, Resettlement and Hindu Religious Affairs.

S. No	Vote Particulars	Received Allocation	Expenditure
1	145-2-3-00-1501	55,271,844.00	55,193,322.83
2	145-2-3-30-2502	2,408,936,289.00	2,408,936,289.00
3	145-2-3-35-2502	82,384,235.67	82,146,650.62
Total		2,547,042,368.67	2,546,276,262.45

❖ Welfare Activities of IDPs Vote Particulars -145-2-3-0-1501

➤ Land Release and Resettlement

- Demolishing and leveling sand bunds and cleaning shrubs, bushes, roads, alleyways and common places.

114.6 acres of land were released for resettlement in 2017 and 2576 families resettled in the released land. For supporting and encouraging the resettlement sand bunds, shrubs and smashed buildings were cleaned by using heavy machinery. Detail as follows:-

S. No	Description	Allocated Amount	Expenditure
1	Clearing by using heavy machinery	9,962,716.72	9,962,716.72
2	land clearing for Private lands	16,772,399.72	16,772,399.72
3	Low land earth filling	3,149,348.00	3,149,348.00
Total		29,884,464.44	29,884,464.44

• Resettlement Grant

In this year initial resettlement grant Rs.38,000.00 (13,000.00 as initial assistance land and 25,000.00 for constructing temporary shed) was provided to 378 families, who resettled in this year and previous year. For providing the above grant Rs. 16,772,399.72 had been allocated by the Ministry of Resettlement.

For assisting livelihood of the resettled families Rs. 28,500.00/acre were provided to clear their agriculture land. In this connection 58.84 acres of agriculture land were cleared with the cost of 16.76 million and the allocation was released by the Ministry of Resettlement.

Other than this, through the controlling of stray cattle project 1.85 million was spent to capture the stray cattle and it was given to the resettled people.

S. No	Description	Allocated Amount	No of Beneficiaries	Expenditure
1	Resettlement Grant (38,000.00)	17,640,000.00	378 families	17,640,000.00
2	Controlling stray cattle	1,850,000.00		1,850,000.00
3	Grant for returnee refugee	1,500,000.00	58 families	1,450,000.00
Total		20,990,000.00		20,940,000.00

• Maintenance of Welfare centers

For maintaining welfare centers Rs. 3.78 million allocated by Ministry of Prisons Reform, Rehabilitation and Resettlement for drinking water, sanitation, electricity and garbage disposal. This allocation was utilized for the 29 welfare centers located in Nallur, Sandilipay, Uduvul, Kopay, Tellipali, Karaveddy and Point Pedro Divisional Secretariats.



S. No	Description	Allocated Amount	Expenditure
1	Maintenance of Welfare Centers	4,377,397.56	4,377,397.56

❖ Development Project Vote Particulars – 145-2-3-30-2202

Under above vote particulars 2408.95 Million spent in recently released areas and resettled areas for infrastructure development, livelihood assistance, sanitation facilities and housing for resettled families and returnees from India.

No	Projects	Amount	Total Allocation	Total Expenditure
1	Housing Project for IDP's	1639	1,281,847,714.74	1,281,847,714.74
2	Construction of New Houses for Returnees from India	60	48,000,000.00	48,000,000.00
3	Purchasing of Land for landless families who are living at welfare Centers	156	52,914,830.00	52,914,830.00
4	Free Domestic Electricity Connection for IDP's	2297	45,000,000.00	45,000,000.00
5	High Impact Project	5	171,408,518.52	171,408,518.52
6	Construction of Market Complex	2	68,948,257.32	68,948,257.32
7	Construction of Rice Mill	2	4,188,291.00	4,188,291.00
8	Renovation of Partly Damaged houses.	395	86,996,000.00	86,996,000.00
9	Water Supply Project	315	42,494,992.83	42,494,992.83

10	Construction of Sanitation Project	2498	150,085,211.15	150,084,068.25
11	Livelihood-Palmyra Development	2	25,078,973.62	25,078,973.62
12	Livelihood Assistance Project for IDP's and returnees from India	1050	75,902,634.40	75,902,634.40
13	Development of Minor Tank	25	91,769,774.75	91,769,774.75
14	Infrastructure Facilities	29	131,564,410.31	131,829,120.73
15	Construction of Healing Centre	1	11,889,999.99	11,889,999.99
16	Provision of Artificial Limbs and Equipment	1	13,021,936.79	13,021,936.79
17	Reconstruction of Akkarakaram (Karainagar)	6	9,824,793.80	9,824,793.80
18	Improvement of Education Sector	28	97,999,949.78	97,999,949.78
Total			2,408,936,289.00	2,408,936,289.00

➤ Housing for Resettled families and Returnees from India

1614 houses were provided for resettled families and 60 houses provided for returnee refugees from India. These houses were constructed by owned driven method and Rs. 800,000.00 provided to each beneficiaries.

For the above housing program priority had been given to women headed families, missing person families due to war, rehabilitated families, death due to war and families under poverty line.



➤ **Late Mr.V.Sulaxan’s Housing**

With the approval and financial support of Ministry of Resettlement 20 perch of land purchased and a house is being constructed by Honorable Minister of Resettlement for Mr.V.Sulaxan, student, University of Jaffna, who shot death by the fire accident at Kokuvil. For the construction of this house Rs. 1.68 million released by the Ministry of Resettlement and man power is provided by Sri Lanka Forces.

➤ **Keerimalai Housing programme**

For relocating the landless families in welfare centers, 25 houses are being constructed with the supporting man power of Security Forces. For this construction Rs. 23.53 million released by Ministry of Resettlement.





➤ Land purchase for Landless families in welfare centers

For relocating the landless IDPs in welfare centers, land lots, which identified by beneficiaries were purchased and provided for their relocation. In this connection 156 land lots were purchased with the cost of Rs. 52.92 million. 113 houses had provided to the land purchased families.(105 houses in Tellipalai divisional Secretariat, 06 houses in Kopay divisional Secretariat, 01 house in Uduvil divisional Secretariat, 01 house in Sandilipay divisional Secretariats.

➤ Free Electricity Service Connection for Resettled families

Permanent electric connection was given to the 2050 displaced families and also permanent electric connection was given to the 247 families who got the temporary electric connection with the allocation of Rs.45.00 million by Ministry of Prison Reforms, Rehabilitation Resettlement and Hindu Religious Affairs.

❖ Livelihood Assistance

➤ Livelihood for fishing community

For upgrading the living standard of fishing family in Jaffna District, Rs. 125 million allocated by Ministry of Prison Reforms, Rehabilitation, Resettlement and Hindu Religion Affairs in 2017. Around 150 varieties of fishing nets and rope were provided to the beneficiaries

in all Divisional Secretariat except Uduvil by North Sea Ltd.

➤ Other Livelihood assistance

990 families in all Divisional Secretariat whom are Resettled families, Returnee refugees, Internally Displaced and Vulnerable had been assisted for livelihood with the maximum of Rs. 100,000.00 per family in 2017. For the above Rs. 75.9 million allocated by Ministry of Prison Reforms, Rehabilitation, Resettlement and Hindu Religion Affairs.



➤ Renovation of partly damaged houses

As per the point system 395 families had been selected for the above in 15 Divisional Secretariat and Rs. 200,000.00 to 400,000.00 provided per family on the basis of the damaged. For this project Rs. 86.996 million allocated by Ministry of Prison Reforms, Rehabilitation, Resettlement and Hindu Religion Affairs.



➤ **Infrastructure Development**

Under the infrastructure development programme of Ministry of Resettlement Rs.97 million had been allocated and 19 roads reconstructed in 2017. In addition ware house of Nallur MPCs had been renovated with the cost of Rs. 2.7 million and preschools renovation, common hall renovation, cottage of cemeteries, bridges and flour working and aluminum fitting of the survey department done with the cost of 17.6 million.



➤ **Development of Education Sector**

For upgrading the education sector in resettlement area, Ministry of Resettlement allocated Rs. 98.00 million in 2017. Under this programme 18 schools in Tellipalai, Kopay, Sandilipay, Chavakachcheri and Maruthankerny Divisional Secretariats had been renovated with the cost of Rs. 64.79 million and 08 schools in backward areas were selected and then renovated with the cost of Rs. 33.21 million.



➤ Renovation of Tanks and ponds

Ministry of Resettlement allocated Rs. 91.7 million for Jaffna District. By using this allocation, 31 canals, bunds and sluices were renovated with the support of Irrigation department, 10 canals, bunds and sluices were renovated with the support of Agrarian Development Department and 5 small tanks were renovated with the support Divisional Secretariats.



➤ Sanitation Project

Under the above programme Rs. 150.16 million released by Ministry of Resettlement in 2017. By using this allocation toilets were provided for 2498 beneficiaries and 134 special need toilets for disable were constructed in all Divisional Secretariat. While choosing the beneficiaries, priority was given to women headed families, disable headed families, missing person's families and rehabilitees.

➤ Drinking Water supply project

Under the above programme Rs. 42.5 million released by Ministry of Prison Reforms, Rehabilitation, Resettlement and Hindu Religion Affairs in 2017. By using this allocation 314 drinking water supply projects were implemented in all Divisional Secretariats. Out of the 314 water projects 176 common well repairs, 120 agriculture wells, 01 tank, 10 water tank and 06 tube wells were constructed. In addition water pipe line for Keerimalai housing programme also provided.



➤ Construction of Agraharam at Karainagar Sivan Kovil

For the above Rs. 10.00 million had been allocated by Ministry of Resettlement and 06 compartment of Agraharam is being constructed with the man power of Sri Lanka Forces. This is for providing accommodation to the Kovil poosakar and related to the temple.



➤ **Material supply for making prosthesis and orthotic**

Under the above program, for assisting the disable persons due to war, Rs. 13.021 million worth of material provided for making prosthesis and orthotic to Jaffna Jaipur center for Disability Rehabilitation with the funding of Ministry of Prison Reforms, Rehabilitation, Resettlement and Hindu Religion Affairs. The supplier was selected through bidding.

❖ **Housing & Infrastructure assistance for Protracted IDPs**

Vote Head 145-2-3-35-2502

No	Projects	Total Allocation	Total Expenditure
1	Housing & Infrastructure assistance for Protracted IDPs	82,834,235.67	82,596,650.62

➤ **Housing Project**

Under the above scheme, Rs. 40.8 million released by the Ministry of Prison Reforms, Rehabilitation, Resettlement and Hindu religion Affairs and 51 brick houses (Jaffna – 23 houses, Velanai – 21 houses and Chavakachcheri – 07 houses) were provided to the protracted IDPs for their durable solution. For this housing Rs. 800,000.00 provided to each beneficiaries and houses were constructed by the owners.

➤ **Infrastructure Development**

Under the above scheme Rs. 38.54 million released by the Ministry of Prison Reforms, Rehabilitation, Resettlement and Hindu Religion Affairs of the Rs 7.25 million spent for reconstructing the roads, Rs.26.52 million spent for school development, Rs. 4.77 million Spent for water supply and remaining Rs. 3.48 million spent for renovating common hall and library.



5.4 Annual Accounts

Details of the Payments under the line ministries and other departments - 2017

Head	Ministry/Department	Recurrent			Capital			Total		
		Allocation	Expenditure	%	Allocation	Expenditure	%	Allocation	Expenditure	%
001	Presidential Secretary	250,000.00	250,000.00	100.00%	24,822,924.50	24,733,222.03	99.64%	25,072,924.50	24,983,222.03	99.64%
002	Prime Minister's Office	-	-		99,542.00	99,542.00	100.00%	99,542.00	99,542.00	100.00%
101	Ministry of Buddhasasana	75,000.00	75,000.00	100.00%	800,000.00	397,842.20	49.73%	875,000.00	472,842.20	54.04%
104	Ministry of National Policies and Economic Affairs	2,426,918.40	2,267,556.56	93.43%	618,631,914.67	360,174,936.65	58.22%	621,058,833.07	362,442,493.21	58.36%
106	Ministry of Disaster Management	199,378,577.07	199,323,979.91	99.97%	230,650.00	230,650.00	100.00%	199,609,227.07	199,554,629.91	99.97%
110	Ministry of Justice	7,312,700.00	6,805,184.71	93.06%	-	-		7,312,700.00	6,805,184.71	93.06%
111	Ministry of Health, Nutrition & Indigenous Medicine	43,800.00	43,800.00	100.00%	-	-		43,800.00	43,800.00	100.00%
112	Ministry of Foreign Affairs	622,600.94	622,600.94	100.00%	1,054,252.92	1,053,705.30	99.95%	1,676,853.86	1,676,306.24	99.97%
118	Ministry of Agriculture	24,029,021.65	23,195,422.83	96.53%	37,693,800.00	6,084,745.45	16.14%	61,722,821.65	29,280,168.28	47.44%
120	Ministry of Women & Child Affairs	149,159,774.33	148,408,293.98	99.50%	6,441,408.22	6,340,395.22	98.43%	155,601,182.55	154,748,689.20	99.45%
121	Ministry of Home Affairs	297,232,991.34	295,154,191.15	99.30%	58,958,876.35	58,954,126.48	99.99%	356,191,867.69	354,108,317.63	99.42%
122	Ministry of Finance and Mass Media	148,913.00	114,476.00	76.87%	-	-		148,913.00	114,476.00	76.87%
124	Ministry of Social Empowerment & Welfare	516,624,701.52	515,060,487.98	99.70%	669,187.25	669,187.25	100.00%	517,293,888.77	515,729,675.23	99.70%
130	Ministry of Public Administration & Management	626,504.16	574,483.68	91.70%	1,687,187.25	1,686,869.11	99.98%	2,313,691.41	2,261,352.79	97.74%
136	Ministry of Sports	-	-		9,436,803.99	8,648,256.83	91.64%	9,436,803.99	8,648,256.83	91.64%

ANNUAL PERFORMANCE AND ACCOUNTS REPORT

2017

145	Ministry of Prison Reforms, Rehabilitation, Resettlement & Hindu Religious Affairs	55,271,844.00	55,193,322.83	99.86%	2,491,770,524.67	2,293,647,866.95	92.05%	2,547,042,368.67	2,348,841,189.78	92.22%
149	Ministry of Industry & Commerce	-	-		12,443,000.00	635,015.25	5.10%	12,443,000.00	635,015.25	5.10%
151	Ministry of Fisheries & Aquatic Resources Development	-	-		22,637,000.00	16,423,641.20	72.55%	22,637,000.00	16,423,641.20	72.55%
153	Ministry of Lands	10,623,796.19	9,106,766.62	85.72%	20,939,075.00	12,439,075.00	59.41%	31,562,871.19	21,545,841.62	68.26%
154	Ministry of Rural Economic Affairs	-	-		1,816,695.00	1,816,695.00	100.00%	1,816,695.00	1,816,695.00	100.00%
155	Ministry of Provincial Councils & Local Government	-	-		100,000.00	62,676.50	62.68%	100,000.00	62,676.50	62.68%
157	Ministry of National Co-existence, Dialogue & Official Languages	975,244.00	897,537.35	92.03%	1,249,450.00	1,031,291.08	82.54%	2,224,694.00	1,928,828.43	86.70%
159	Ministry of Tourism Development & Christian Religious Affairs	-	-		67,066,083.00	59,451,762.74	88.65%	67,066,083.00	59,451,762.74	88.65%
160	Ministry of Mahawaweli Development & Environment	-	-		864,000.00	808,756.36	93.61%	864,000.00	808,756.36	93.61%
161	Ministry of Sustainable Development & Wildlife,	-	-		5,000,000.00	1,980,168.50	39.60%	5,000,000.00	1,980,168.50	39.60%
163	Department for Registration of Persons	-	-		47,329,232.84	33,163,087.70	70.07%	47,329,232.84	33,163,087.70	70.07%
165	Ministry of National Integrations & Reconciliation	-	-		656,758,196.98	484,066,161.71	73.71%	656,758,196.98	484,066,161.71	73.71%
166	Ministry of City Planning & Water Supply	-	-		1,697,250.00	1,697,250.00	100.00%	1,697,250.00	1,697,250.00	100.00%
176	Ministry of Ports & Shipping	-	-		34,900,521.96	20,500,000.00	58.74%	34,900,521.96	20,500,000.00	58.74%
182	Ministry of Foreign Employment	22,785,752.00	20,764,460.35	91.13%	32,000.00	32,000.00	100.00%	22,817,752.00	20,796,460.35	91.14%
194	Ministry of Telecommunication & Digital Infrastructure	5,605,000.00	5,600,145.75	99.91%	2,316,400.00	2,011,921.98	86.86%	7,921,400.00	7,612,067.73	96.09%
196	Ministry of Science, Technology and Research	935,669.84	903,843.18	96.60%	481,175.00	481,172.18	100.00%	1,416,844.84	1,385,015.36	97.75%
197	Ministry of Skills Development and Vocational Training	285,000.00	274,699.25	96.39%	70,000.00	69,994.00	99.99%	355,000.00	344,693.25	97.10%
201	Department of Buddhist Affairs	29,600.00	28,619.90	96.69%	-	-		29,600.00	28,619.90	96.69%
202	Department of Muslim Religious & Cultural Affairs,	-	-		9,000,000.00	8,972,739.20	99.70%	9,000,000.00	8,972,739.20	99.70%

ANNUAL PERFORMANCE AND ACCOUNTS REPORT

2017

203	Department of Christian Religious & Affairs	-	-		2,000,000.00	2,000,000.00	100.00%	2,000,000.00	2,000,000.00	100.00%
206	Department of Cultural Affairs	1,780,500.00	1,745,716.18	98.05%	40,000.00	39,985.00	99.96%	1,820,500.00	1,785,701.18	98.09%
210	Department of Government Information	14,000.00	14,000.00	100.00%	-	-		14,000.00	14,000.00	100.00%
216	Department of Social Services / Ministry of Social Empowerment and Welfare	8,619,161.32	7,949,587.12	92.23%	352,000.00	352,000.00	100.00%	8,971,161.32	8,301,587.12	92.54%
217	Department of Probation and Child Care Services	8,936,405.00	8,772,561.36	98.17%	-	-		8,936,405.00	8,772,561.36	98.17%
219	Department of Sports Development	25,045.00	25,045.00	100.00%	2,655,549.71	2,655,423.71	100.00%	2,680,594.71	2,680,468.71	100.00%
220	Department of Ayurveda	-	-		110,000.00	109,979.00	99.98%	110,000.00	109,979.00	99.98%
227	Department for Registration of Persons/ Ministry of Internal Affairs, Wayamba Development & Cultural Affairs	12,843,336.00	12,653,828.07	98.52%	-	-		12,843,336.00	12,653,828.07	98.52%
247	Sri Lanka Customs	570,152.50	570,152.50	100.00%	-	-		570,152.50	570,152.50	100.00%
252	Department of Census and Statistics	1,141,367.83	1,026,817.36	89.96%	142,456.00	130,722.47	91.76%	1,283,823.83	1,157,539.83	90.16%
253	Department of Pensions	14,795,753.96	11,071,528.47	74.83%	-	-		14,795,753.96	11,071,528.47	74.83%
254	Registrar-General's Department	1,632,900.00	1,603,525.00	98.20%	1,145,000.00	1,142,371.70	99.77%	2,777,900.00	2,745,896.70	98.85%
286	Department of Land Commissioner	-	-		266,500.00	-	0.00%	266,500.00	-	0.00%
284	Department of Wildlife Conservation	-	-		456,167.50	455,637.50	99.88%	456,167.50	455,637.50	99.88%
307	Department of Motor Traffic	3,125,010.00	2,994,427.94	95.82%	350,325.00	350,317.50	100.00%	3,475,335.00	3,344,745.44	96.24%
324	Management Audit	-	-		64,305.00	64,305.00	100.00%	64,305.00	64,305.00	100.00%
326	Department of Community Based Corrections	300,000.00	257,243.10	85.75%	-	-		300,000.00	257,243.10	85.75%
327	Land Use Policy Planning Department	401,380.34	392,374.95	97.76%	773,250.00	773,249.94	100.00%	1,174,630.34	1,165,624.89	99.23%
328	Department of Manpower and Employment	920,200.00	796,889.53	86.60%	606,467.61	605,902.87	99.91%	1,526,667.61	1,402,792.40	91.89%
GRAND TOTAL		1,349,548,620.39	1,334,538,569.55	98.89%	4,145,959,172.42	3,417,044,648.56	82.42%	5,495,507,792.81	4,751,583,218.11	86.46%

District Annual Implementation Programme - 2017

Rs, in Mn

Component	I. Line Agencies				II. Provincial Council Resources				III. Local Authority (MC/UC/PS)				IV. Statutory Bodies & Others				V. Special Projects				VI. Foreign Funded Projects				Total Projects	Total Allocation	Total Expenditure	%
	Projects	Alloc.	Exp.	% (E)	Projects	Alloc.	Exp.	% (E)	Projects	Alloc.	Exp.	% (E)	Projects	Alloc.	Exp.	% (E)	Projects	Alloc.	Exp.	% (E)	Projects	Alloc.	Exp.	% (E)				
AGRICULTURE	332	1,391.60	1,006.39	72	177	48.29	43.66	90	0	-	-		26	21.16	6.92	33	0	-	-		-	-	-		535	1,461.05	1,056.97	72
Major Irrigation																									0	-	-	
Minor Irrigation	194	891.33	602.99	68	8	9.80	8.89	91																	202	901.13	611.88	68
Forestry Development					13	0.08	0.07	88																	13	0.08	0.07	88
Land Development	1	0.05	0.05	100																					1	0.05	0.05	100
Field & Export Crops Development	6	12.11	10.78	89	120	19.60	16.45	84																	126	31.71	27.23	86
Livestock Development	34	90.89	85.03	94	36	18.81	18.25	97																	70	109.70	103.28	94
Fisheries Development	89	391.12	303.47	78																					89	391.12	303.47	78
Plantation	8	6.10	4.07	67									26	21.16	6.92	33									34	27.26	10.99	40
INDUSTRIES, TOURISM & TRADE	98	245.01	201.25	82	99	145.16	79.84	55	23	31.83	4.71	15	17	0.13	0.13	100	0	-	-		0	-	-		237	422.13	285.93	68
Large & Medium Scale Industries	11	24.74	12.21	49	74	22.51	18.65	83																	85	47.25	30.86	65
Rural & Small Scale Enterprises	14	16.65	10.87	65	4	20.19	20.19	100	6	3.35	1.90	57	17	0.13	0.13	100									41	40.32	33.09	82
Trade	34	55.63	51.19	92	19	74.46	39.11	53	17	28.48	2.81	10													70	158.57	93.11	59
Tourism	5	126.23	105.27	83	2	28.00	1.89	7																	7	154.23	107.16	69
Science & Technology	34	21.76	21.71	100																					34	21.76	21.71	100
HUMAN SETTLEMENTS	671	2,184.29	1,961.18	90	149	52.74	39.98	76	24	6.82	1.25	18	46	258.50	234.47	91	1	1,750.00	1,733.86	99	1	0.38	0.38	99	892	4,252.73	3,971.12	93
Housing & Constructions	9	1,424.74	1,424.58	100	30	6.35	3.88	61					46	258.50	234.47	91									85	1,689.59	1,662.93	98
Urban Infrastructure	9	30.48	30.46	100	7	19.37	15.14	78	5	2.15	-	-													21	52.00	45.60	88
Environmental Management	7	70.57	29.63	42	4	9.51	9.12	96	5	1.46	0.19	13													16	81.54	38.94	48

ANNUAL PERFORMANCE AND ACCOUNTS REPORT

2017

Water Supply & Sanitation	37	225.84	177.81	79	12	1.81	0.67	37	13	2.38	0.23	10						1	1,750.00	1,733.86	99	1	0.38	0.38	99	64	1,980.41	1,912.95	97					
Community Resource Development	609	432.66	298.70	69	96	15.70	11.17	71	1	0.83	0.83	100														706	449.19	310.70	69					
ECONOMIC INFRASTRUCTURE	8	47.09	47.07	100	3	1.06	1.02	96	1	0.05	0.05	100	0					0								12	48.20	48.14	100					
Power & Energy	7	45.52	45.50	100	3	1.06	1.02	96																		10	46.58	46.52	100					
Communication																										0								
Ports & Shipping																										0								
Reconstruction & Rehabilitation	1	1.57	1.57	100					1	0.05	0.05	100														2	1.62	1.62	100					
TRANSPORT	309	1,582.68	1,031.07	65	421	959.31	778.80	81	120	125.51	68.22	54	0					1	40.00			1	3.87	3.70	96	852	2,711.37	1,881.79	69					
Railway																										0								
Roads	303	1,467.39	981.13	67	421	959.31	778.80	81	120	125.51	68.22	54						1	40.00			1	3.87	3.70	96	846	2,596.08	1,831.85	71					
Aviation & Other Transport Facilities	6	115.29	49.94	43																						6	115.29	49.94	43					
SOCIAL INFRASTRUCTURE	556	965.38	484.32	50	645	1,137.18	575.66	51	13	4.23	1.37	32	0					14	76.25	4.52	6	0				1228	2,183.04	1,065.87	49					
Education	263	537.02	189.02	35	510	762.90	283.84	37	5	1.64	0.14	9						13	75.95	4.52	6					791	1,377.51	477.52	35					
Health	55	259.14	168.68	65	33	339.17	260.84	77	1	1.00																89	599.31	429.52	72					
Social Welfare & Cultural Services	238	169.22	126.62	75	102	35.11	30.98	88	7	1.59	1.23	77						1	0.30							348	206.22	158.83	77					
ADMINISTRATIVE OVERHEADS	50	103.95	86.17	83	25	56.87	31.62	56	14	6.41	1.82	28	0					0				4	24.88	22.38	90	93	192.11	141.99	74					
Strengthening of District Administration	41	101.98	85.06	83	15	42.13	23.48	56	7	4.18	0.38	9										4	24.88	22.38	90	67	173.17	131.30	76					
Prov. / Reg. Administrative Improvement	9	1.97	1.11	56	10	14.74	8.14	55	7	2.23	1.44	65														26	18.94	10.69	56					
Total	2024	6,520.00	4,817.45	74	1519	2,400.61	1,550.58	65	195	174.85	77.42	44	89	279.79	241.52	86	16	1,866.25	1,738.38	93	6	29.13	26.45	91	3849	11,078.51	8,451.80	76						
Alloc. = Annual Allocation						Exp. = Cumulative expenditure for the Reporting Quarter								% (E) = Expenditure Percentage												Exp. = Cumulative expenditure for the Reporting Quarter					% (E) = Expenditure Percentage			

DGSA 1

Appropriation Account - 2017

Expenditure Head No: 264		Name of Ministry / Department / District Secretariat: District Secretariat, Jaffna						
Programme Number given in Annual Estimates		(1)	(2)	(3)	(4)	(5)	(6)	Page No. (Reference to relevant DGSA 2 format)
	Title of the Programme given in Budget Estimates	Provision in Budget estimates	Supplementary Provision and Supplementary Estimate Allocation	Transfers in terms of F.R.66 and F.R.69	Total Net Provision (1+2+3)	Total Expenditure	Net Effect Savings/(Excesses) (4-5)	
		Rs.	Rs.	Rs.	Rs.	Rs.	Rs.	
	Recurrent							
1	Operational Activities	681,910,000	16,860,300	(10,786,631)	687,983,669	686,896,854	1,086,815	#02
	Sub Total (Recurrent)	681,910,000	16,860,300	(10,786,631)	687,983,669	686,896,854	1,086,815	
	Capital							
1	Operational Activities	110,000,000	-	10,786,631	120,786,631	120,786,423	208	#02
	Sub Total (Capital)	110,000,000	-	10,786,631	120,786,631	120,786,423	208	
	Grand Total	791,910,000	16,860,300	-	808,770,300	807,683,277	1,087,023	

DGSA 2

Appropriation Account by Programme - 2017

Expenditure Head No. : 264 Name of Ministry / Department / District Secretariat : District Secretariat, Jaffna

Programme No. & Title : 1 Operational Activities

Summary of Recurrent and Capital Expenditure

Nature of Expenditure with DGSA format Reference	(1)	(2)	(3)	(4)	(5)	(6)	Page No. (Reference to relevant DGSA format)
	Provision in Budget Estimates	Supplementary Provision and Supplementary Estimate Allocation	Transfers in terms of the F.R. 66 and F.R. 69	Total Net Provision (1+2+3)	Total Expenditure	Net Effect Savings/(Excesses) (4-5)	
	Rs.	Rs.	Rs.	Rs.	Rs.		
(a) Recurrent (DGSA 3)	681,910,000	16,860,300	(10,786,631)	687,983,669	686,896,854	1,086,815	#03
(B) Capital (DGSA 4)	110,000,000	-	10,786,631	120,786,631	120,786,423	208	#04,05
Total	791,910,000	16,860,300	-	808,770,300	807,683,277	1,087,023	

DGSA 3

Recurrent Expenditure by Project

Expenditure Head No : 264 Name of Ministry / Department / District Secretariat: District Secretariat, Jaffna						
Programme No. & Title : 1 Operational Activities						
Project No./Names, personnel emoluments and other expenditure for all projects	(1)	(2)	(3)	(4)	(5)	(6)
	Provision in Budget Estimates	Supplementary Provision and Supplementary Estimate Allocation	Transfers in terms of the F.R. 66 and F.R. 69	Total Net Provision (1+2+3)	Total Expenditure	Net Effect Savings/(Excesses) (4-5)
	Rs.	Rs.	Rs.	Rs.	Rs.	Rs.
Project No: 01 & Title: General Administration & Establishment Services- District Secretariat						
Personnel Emoluments	62,400,000	3,300,000	(74,105)	65,625,895	65,625,895	-
Other Expenditure	32,050,000	-	(7,340,004)	24,709,996	24,709,860	136
Sub Total	94,450,000	3,300,000	(7,414,109)	90,335,891	90,335,755	136
Project No:02 & Title: Divisional Secretariats						
Personnel Emoluments	524,000,000	13,560,300	629,131	538,189,431	537,118,501	1,070,930
Other Expenditure	63,460,000	-	(4,001,653)	59,458,347	59,442,598	15,749
Sub Total	587,460,000	13,560,300	(3,372,522)	597,647,778	596,561,099	1,086,679
Grand Total	681,910,000	16,860,300	(10,786,631)	687,983,669	686,896,854	1,086,815

DGSA 4

Capital Expenditure by Project

Expenditure Head No : 264 Name of Ministry / Department / District Secretariat: District Secretariat, Jaffna									
Programme No. & Title : 1 Operational Activities									
Project No. & Title : 1 General Administration & Establishment Services									
Object Code No.	Item No.	Financed by (Code No.)	Description of Items	(1)	(2)	(3)	(4)	(5)	(6)
				Provision in Budget Estimates	Supplementary Provision and Supplementary Estimate Allocation	Transfers in terms of the F.R. 66 and F.R. 69	Total Net Provision (1+2+3)	Total Expenditure	Net Effect Savings/(Excesses) (4-5)
				Rs.	Rs.	Rs.	Rs.	Rs.	Rs.
			Rehabilitation & Improvement of Capital Assets						
2001	0	11	Buildings & Structure	8,000,000	-	5,000,000	13,000,000	12,999,978	22
2002	0	11	Plant Machinery and Equipment	3,500,000	-	-	3,500,000	3,500,000	-
2003	0	11	Vehicles	2,500,000	-	800,000	3,300,000	3,300,000	-
			Sub Total	14,000,000	-	5,800,000	19,800,000	19,799,978	22
			Acquisition of capital assets						
2102	0	11	Furniture and office Equipment	3,600,000	-	4,568,631	8,168,631	8,168,631	-
2103	0	11	Plant Machinery and Equipment	1,000,000	-	418,000	1,418,000	1,417,814	186
2104	0	11	Buildings & Structure	90,000,000	-	-	90,000,000	90,000,000	-
			Sub Total	94,600,000	-	4,986,631	99,586,631	99,586,445	186
			Human Resource Development						
2401	0	11	Staff Training	400,000	-	-	400,000	400,000	-
			Sub Total	400,000	-	-	400,000	400,000	-
			Grand Total	109,000,000	-	10,786,631	119,786,631	119,786,423	208

DGSA 4

Capital Expenditure by Project

Expenditure Head No: 264			Name of Ministry / Department / District Secretariat: District Secretariat, Jaffna						
Programme No. & Title : 1 Operational Activities									
Project No. & Title : 2 Divisional Secretariats									
Object Code No.	Item No.	Financed by (Code No.)	Description of Items	(1)	(2)	(3)	(4)	(5)	(6)
				Provision in Budget Estimates	Supplementary Provision and Supplementary Estimate Allocation	Transfers in terms of the F.R. 66 and F.R. 69	Total Net Provision (1+2+3)	Total Expenditure	Net Effect Savings/(Excesses) (4-5)
				Rs.	Rs.	Rs.	Rs.	Rs.	Rs.
			Human Resource Development						
2401	0	11	Staff Training	1,000,000	-	-	1,000,000	1,000,000	-
			Sub Total	1,000,000	-	-	1,000,000	1,000,000	-
			Grand Total	1,000,000	-	-	1,000,000	1,000,000	-

DGSA 5

Summary of Financing Expenditure by Programme

Name of Ministry / Department / District Secretariat : District Secretariat, Jaffna								
Expenditure Head No : 264								
Code	Description of Items	Programme 01 *		Programme 02 *		Grand Total		
		Net Provision **	Actual Expenditure	Net Provision **	Actual Expenditure	Net Provision **	Actual Expenditure	Percentage of Expenditure ***
		1	2	3	4	5	6	(6÷5)X100
		Rs.	Rs.	Rs.	Rs.	Rs.	Rs.	%
11	Domestic Funds	808,770,300	807,683,277			808,770,300	807,683,277	100
12	Foreign Loan							
13	Foreign Grant							
14	Reimbursable Foreign Loan							
15	Reimbursable Foreign Grant							
16	Counterpart Fund							
17	Foreign Finance related Domestic Cost							
21	Special law services							
	Total	808,770,300	807,683,277			808,770,300	807,683,277	100

DGSA 5(i)

Financing of Expenditure by Projects of each Programme

(Financing of Capital and Recurrent expenditure according to Projects of a Programme)

Name of Ministry / Department / District Secretariat : District Secretariat, Jaffna

Expenditure Head No : 264

Programme No. & Title : 1 Operational Activities

Code	Financing Description of Items	Project 1		Project 2		Project 3		Programme Total/Page Total *	
		Net Provision	Actual Expenditure	Net Provision	Actual Expenditure	Net Provision	Actual Expenditure	Net Provision	Actual Expenditure
		Rs.	Rs.	Rs.	Rs.	Rs.	Rs.	Rs.	Rs.
11	Domestic Funds	210,122,522	210,122,178	598,647,778	597,561,099			808,770,300	807,683,277
12	Foreign Loan								
13	Foreign Grant								
14	Reimbursable Foreign Loan								
15	Reimbursable Foreign Grant								
16	Counterpart Fund								
17	Foreign Finance related Domestic Cost								
21	Special law services								
	Total	210,122,522	210,122,178	598,647,778	597,561,099			808,770,300	807,683,277

Note (ii)

Summary of Control Accounts for Advance & Deposit Accounts - 2017

Expenditure Head No : 264		Name of Ministry / Department / District Secretariat : District Secretariat, Jaffna				
Name of Advance / Deposit Account	Account No.	As per Department Books				Balance as per Treasury Books as at 31/12/2017
		Opening Balance as at 01/01/2017	Debits during the year	Credits during the year	Balance as at 31/12/2017	
		Rs.	Rs.	Rs.	Rs.	
I. Advances to Public Officers	264011	121,566,985.52	66,310,805.56	50,632,421.29	137,245,369.79	137,245,369.79
II. Other Advances	Nil	Nil	Nil	Nil	Nil	Nil
III. Miscellaneous Advances	Nil	Nil	Nil	Nil	Nil	Nil
IV. Deposits						
(i) (a) General Deposits	6000/0000/00/0001/0067/000	-	1,589.15	1,589.15	-	-
	6000/0000/00/0002/0090/000	241,000.00	114,000.00	880,000.00	1,007,000.00	1,007,000.00
	6000/0000/00/0013/0059/000	14,436,188.84	272,438,622.19	267,742,355.18	9,739,921.83	9,739,921.83
	6000/0000/00/0014/0006/000	23,141,784.26	206,569,055.04	202,597,938.78	19,170,668.00	19,170,668.00
	6000/0000/00/0016/0041/000	117,290,397.28	80,579,330.49	114,002,619.24	150,713,686.03	150,713,686.03
	6000/0000/00/0017/0012/000	1,493,090.00	300,100.00	70,000.00	1,262,990.00	1,262,990.00
	6000/0000/00/0018/0053/000	5,947,537.43	20,747,999.82	20,374,809.67	5,574,347.28	5,574,347.28
	6000/0000/00/0019/0008/000	85,995.00	13,046,735.26	13,094,204.26	133,464.00	133,464.00
	6000/0000/00/0020/0002/000	13,542,666.58	461,874,365.15	510,297,322.64	61,965,624.07	61,965,624.07
(ii) Other Deposits	Nil	Nil	Nil	Nil	Nil	Nil

Summary of Revenue Accounts for the Year 2017

Year	2016		2017	
	Actual	Estimate	Revised Estimate	Actual
10.02.04.01 Liquor	----	-	-	-
10.03.06.00 Environment Conservation Levy	----			
10.02.07.00 Stamp Duty	----			
10.03.07.02 Registration fees relevant to the Department of Registrar General	25,411,896.50	26,200,000.00	27,500,000.00	27,595,145.00
10.03.07.03 Private Timber Transport	652,312.62			425,638.41
10.03.07.04 Tax sale of Motor Vehicle	15,000.00	-	-	19,000.00
10.03.07.05 License fees relevant to the Ministry of Public Security	940.00	4,000.00	1,000.00	3,000.00
10.03.07.99 Other	382,128.00	500,000.00	500,000.00	686,209.10
20.02.01.01 Rent on Government Building and Housing	54,600.00	300,000.00	375,000.00	78,225.00
20.02.01.03 Rent on crown forest	-		
20.02.02.99 other	5,409,683.24	5,800,000.00	6,000,000.00	6,427,245.35
20.03.03.00 Fines and Forfeits			
20.03.02.06 Fees under the Fauna and Flora Protection Ordinance	550.00
20.03.02.03 Fees on passports visas and dual citizenship	355,050.00	481,600.00
20.03.02.13 Examination and other fees	934,050.00	523,600.00
20.03.02.14 Fees under the Motor traffic act	67,805,545.00	64,540,611.00
20.03.02.18 Fees relevant to the Department of Agriculture	550.00
20.03.02.99 Sundries	2,873,228.18	600,000.00	200,000.00	111,574.51
20.03.04.00 Public officers Motor Cycle Premium	-		
20.03.99.00 Other Receipts	5,352,389.74	6,000,000.00	4,000,000.00	4,875,153.51
20.04.01.00 Central Government	31,074,933.85	-	-	35,644,613.55
20.06.02.00 Sales of Capital Assets	1,969,562.04	1,000,000.00	1,300,000.00	1,454,275.00

Report of the Auditor General Appropriation Account of the Head 264 – District Secretariat, Jaffna for the Year 2017



විගණකාධිපති දෙපාර්තමේන්තුව கணக்காய்வாளர் தலைமை அபிபதி திணைக்களம் AUDITOR GENERAL'S DEPARTMENT



මගේ අංකය
எனது இல.
My No. }

NNP1/JF/A/DSJ/APP/2017

මගේ අංකය
உமது இல.
Your No. }

දිනය
திகதி
Date }

23

May 2018.

Director General
Department of State Accounts

Report of the Auditor General on the Appropriation Account of Head 264 – District Secretariat, Jaffna for the year 2017

Certified copies of the Appropriation Account along with Audit observations for the year 2017 of the District Secretariat, Jaffna are forwarded here with please.

Sgd
G. Thevagnanan
Deputy Auditor General (NNE)
For Auditor General

- Copies:
- Secretary, Ministry of Home Affairs
 - District Secretary, District Secretariat, Jaffna

G. THEVAGNANAN
Deputy Auditor General
Auditor General's Department
306/72, Polduwa Road,
Battaramulla.

අංක 306/72, පොල්දූව පාර, බත්තරමුල්ල, ශ්‍රී ලංකාව. - - இல. 306/72, பொல்துவா வீதி, பத்தரமுல்லை, இலங்கை. - No. 306/72, Polduwa Road, Battaramulla, Sri Lanka

+94-11-2887028-34

+94-11-2887223

oaggov@sltnet.lk

www.auditorgeneral.gov.lk



The Director General
Department of State Accounts.

**Report of the Auditor General on the Appropriation Account of Head 264 -
District Secretariat, Jaffna for the year 2017**

The Audit of the Appropriation Account of the Head 264 – District Secretariat, Jaffna for the year 2017 comprising the forms from Form DGSA 1 to DGSA 10 and a summary of information from Notes (i) to (iv) referred to in the State Accounts Circular No. 259/2017 dated 13 December 2017 prepared and presented in accordance with Provisions in Articles 148, 149, 150 and 152 of the Constitution of the Democratic Socialist and Republic of Sri Lanka, the Appropriation Act, No 24 of 2016 as amended by the Appropriation (Amendment) Act, No 32 of 2017 and other Statutory Provisions, the Budget Estimates for the year 2017 and the Public Finance and Administration Regulations including the provision in the Financial Regulations of the Democratic Socialist and Republic of Sri Lanka, was carried out under my direction in pursuance of provision in Article 154(1) of the Constitution of the Democratic Socialist and Republic of Sri Lanka. My observations on the said Appropriation Account which should be published by the Director General of State Accounts in terms of Financial Regulation 150 of the Democratic Socialist Republic of Sri Lanka appear in this report.



2. Scope of Audit

The audit involves performance of procedures to ascertain whether the utilization had been in accordance with the limits determined by Parliament by the Appropriation (Amendment) Act, No. 32 of 2017 and No. 24 of 2016 relating to the amounts and disclosures in the Appropriation Account and obtain audit evidence. The procedures selected depend on the auditor's judgment, including the assessment of risks of material misstatements of the Appropriation Account, whether due to fraud or error. In making those risk assessments, the auditor considers internal control relevant to the District Secretariat, Jaffna for the preparation and fair presentation of the Appropriation Account in order to design audit procedures that are appropriate in the circumstances, but not for the purpose of expressing an opinion on the effectiveness of the internal control of the District Secretariat, Jaffna. An audit also includes evaluating the reasonableness of estimates made by the management, as well as evaluating the overall presentation of the Appropriation Account.

3. Responsibility of the Chief Accounting Officer and the Accounting Officer for the Appropriation Account.

In terms of Financial Regulations 124 to 127 of the Democratic Socialist Republic of Sri Lanka read with Article 52 of the Constitution of the Democratic Socialist Republic of Sri Lanka, the Chief Accounting Officers are responsible to the Minister of Finance for the adequacy of the Financial Administration relating to all functions referred to in the said Financial Regulations while the responsibility for the supervision of the Financial Administration of the Ministry and the Department under the Ministry, subject to the direction of the Treasury, is devolved on the Chief Accounting Officers and the Accounting Officers. Accordingly the Chief Accounting Officer and the Accounting Officer are responsible for the maintenance, preparation and



fair presentation of the Appropriation Accounts accordance with the provisions in Articles 148,149,150 and 152 of the Constitution of the Democratic Socialist Republic of Sri Lanka, other statutory provisions and Public Financial and Administrative Regulations. This responsibility includes: designing, implementing and maintaining internal control relevant to the preparation and fair presentation of Appropriation Account that is free from material misstatements whether due to fraud or error.

4. Audit Observations

Subject to the comments appearing in paragraph 4.1 to 4.9 the Appropriation Account of the Head 264 – District Secretariat, Jaffna for the year 2017 had been prepared satisfactorily

4.1 Comments on Appropriation Account

(a) Net Provision and Net Expenditure

	Year 2017		
	Recurrent Expenditure	Capital Expenditure	Total Expenditure
Provision in the Annual Budget Estimate	681,910,000	110,000,000	791,910,000
Supplementary Provision and Supplementary Estimate Allocation	16,860,300	-	16,860,300
Total Provision	698,770,300	110,000,000	88,770,300
Adjustment under Financial Regulation No. 66 and 69	(10,786,631)	10,786,631	-
Net Provision	687,983,669	120,786,631	808,770,300
Actual Expenditure	686,896,854	120,786,423	807,683,277
Savings	1,086,815	208	1,087,023



Following observations are made.

- (a) Original provision of Rs. 17,094,351 made under eighteen recurrent objects had been reduced by 12 per cent to 84 per cent in eighteen instances, while other six recurrent provisions had been increased by 5 per cent to 65 per cent and four Capital provision had been increased by 32 per cent to 127 per cent. Hence it was revealed that the expenditure estimate had been prepared without proper financial plan.
- (b) Satisfactory reasons had not been given for the transfer of savings aggregating Rs. 8,012,467 ranging from 16 per cent to 84 per cent between ten recurrent object codes. Further the explanations furnished for the savings could not be satisfactorily accepted in audit.
- (c) Savings totalling Rs. 14,373,497 had been exceeded in a range of 08 per cent to 84 per cent under eighteen recurrent objects due to the improper mechanism followed up in preparing the annual estimate of expenditure for the year under review.
- (d) Expenditure made on Installation of intercom system for the Divisional Secretariat, Vadamaradchy East Rs. 71,300 had been erroneously charged to vote No. 264-1-1-0-2002 instead of 264-1-1-0-2103
- (e) In certain instances considerable amount of original provision aggregating Rs. 38,396,000 of the object code 264-1-2-0-1506 and 264-1-2-0-1403 had been reduced by Rs. 1,973,956 in three instances and savings amount also increased by Rs. 2,587,956 due to improper financial plan had been followed.
- (f) Although the works relating to capital had not been commenced, a sum of Rs. 4,814,776 had been paid to the department of buildings (C) on 31 December 2017 for the construction of Elevator (Lift) and installation of Elevator for District secretariat, Jaffna and charged to the expenditure Head No 264-1-1-0-2104 without commence the work up to 30 April 2018. As a result capital expenditure had been overstated by Rs. 4,814,776



4.2 Comments on Other Accounts

4.2.1 Reconciliation Statement of Advances to Public Officers Accounts

Follow up Action on Recovery of Advances made to Public Officers

Following observations were made.

- (i) Meaningful action had not been taken either to recover the outstanding balance of Rs. 622,458 due to the vacation of post, retirement, transferred out of Ministry and interdicted officers. In this regard disciplinary action or to make adjustments in terms of the section 4 of the Chapter XXIV of the Establishment Code of Democratic Socialist Republic of Sri Lanka had not been taken.
- (ii) Proper action had not been taken to recover the outstanding balances of Rs. 264,164 from the responsible officers which were shown as unmoving balance in the accounts.
- (iii) Distress loan aggregating to Rs. 229,315 had been paid to 02 Number of officers who were not confirmed in the service.
- (iv) Distress loan aggregating to Rs. 110,446 had been over paid to 02 officers of the Divisional Secretariat, Jaffna without considering the limit (Rs. 250,000) in terms of Public Administration Circular No 30/2008 of 31 December 2008.

4.3 Comments on General Deposit Account

Following observations were made.

- (a) Retention money Rs. 1,721,682 had been kept in the general deposit account without being taken action for more than two years in terms of Financial Regulation No 571.



- (b) Temporary deposits Rs. 1,453,693 which is payable to third parties had been kept in the General deposit Account over six months without being taken action.
- (c) Reimbursement of expenditure Rs. 2,781,072 had been kept in the General Deposit account over six months without being taken action.
- (d) Tender deposits Rs. 55,000 had been kept in the General Deposit account over one year without being taken action.

4.4 Bank Account

Following observations are made.

- (i) An unrealized receipts as at 31 December 2017 totaling Rs. 17,936,175 had been observed in the bank account of the District Secretariat, Jaffna. In this connection the reason for unrealized receipts could not be satisfactorily accepted in terms of Treasury operation Circular No. 04/2014 of 20 November 2014.
- (ii) Two hundred and twenty five numbers of cheques valued aggregating Rs. 64,639,266 had been drawn in the year of 2017 in favour of respective suppliers had been kept in the custody of the District Secretariat and Divisional secretariats without being obtained any good or services. However the services had not been obtained even up to 31 March 2018 and shown as un presented cheques in the bank reconciliation statements since 31 December 2017 up to now. Details are given below.



Institution	No	Amount (Rs.)
District secretariat, Jaffna	22	14,687,214
Divisional secretariat- Karainagar	18	5,045,283
-Island North	54	13,000,965
-Valikamam East	26	12,369,984
-Nallur	14	2,149,288
-Valikamam south west	05	2,194,222
-Island south	22	4,283,803
-Jaffna	64	10,908,507
		----- 64,639,266 -----

4.5 Liabilities

Liabilities as at 31 December 2017 had not been ascertained and brought to the appropriation accounts by the District secretariat and Divisional secretariats.

4.6 Losses

Following observation is made.

- (i) Losses Rs. 2,403,388 due to various reasons from the period ranging 16 years to 30 years shown in the accounts. In this connection no action had been taken to write off in terms of Financial Regulations 113.



4.7 Non – Compliances with Laws, Rules and Regulations

The following non – compliances were observed.

- (a) A Register of Fixed Assets in terms of the Treasury Circular No.842 of 19 December 1978 and a Register of Fixed Assets on Computers, Accessories and Software in terms of the Treasury Circular No.1A1/2002/02 of 28 November 2002 had not been maintained properly and submitted for audit.
- (b) A Register of Liabilities in terms of Financial Regulation 214 had not been maintained.

4.8 Human Resource Management

Approved Cadre and Actual Cadre

The position of the cadre as at 31 December 2017 are as follows.

Category of Employees	Approved Cadre as per Annual Budget Estimate	Actual Cadre	Number of Vacancies	Excess
Senior Level	53	62		9
Tertiary Level	53	22	31	
Secondary Level	1246	1552		306
Primary Level	281	200	81	
	1633	1836	112	315

The following observations are made.

- (a) Action had not been taken to fill 112 vacancies by the end of the year under review.
- (b) 315 Nos. of senior and secondary level officers had been allowed to work in excess cadre without being obtained approval from the Director General of Department of Management services.

4.9 Systems and Controls

It had been observed that the system and control over the following areas has to be improved.


- (a) Maintenance of Ledgers and Registers
- (b) Utilization of Vehicles
- (c) Advances to Public Officers
- (d) General Deposit Accounts
- (e) Budgetary Control
- (f) Preparation of Monthly Advance Programme by the Staff
- (g) Procurement procedure

5. Reporting to Parliament

The Financial and Performance Report on the Head 264 – District Secretariat, Jaffna which I should table in Parliament in pursuance of provisions in Article 154(6) of the Constitution will be tabled in due course.

G. Thevagnanan
Deputy Auditor General (NNE)
For Auditor General

- Copies .
1. Secretary, Ministry of Home Affairs
 2. ✓ District Secretary, Jaffna.


G. THEVAGNANAN
Deputy Auditor General
Auditor General's Department
306/72, Polduwa Road,
Battaramulla.