



Audit Service Commission

Performance Report

01.01.2018 -31.03.2018

Audit Service Commission

No 35 A

Dr. N.M. Perera Mawatha

Colombo 08

Vision

Excellent Audit Service for enhancement
Of Public Accountability
And Public Interest

Mission

To ensure Accountability of Public Resources by establishing
Professional, Competent and Good governance-based
State Audit Service

Our Values

- Independence
- Impartiality
- Integrity
- Innovation
- Transparency
- Accountability
- Professionalism

Index

Serial No	Reason	Page
1.	Introduction	1
2.	Powers and Functions of the Audit Service Commission	1
3.	Performance of the Audit Service Commission from 01.01.2018 to 31.03.2018	1-3
3.1	Progress in relation to the powers and functions of the Commission under the Article 153C of the Constitution	1
3.2	Administrative and Financial Progress	2-3
3.3	Commission Meetings	3
4.	Staff	3-5
4.1	Staff Training	5
5.	Annexes	6-7
	1. Financial Report from 01.01.2018 to 31.03.2018	6
	2. Organization Chart of the Audit Service Commission	7

Audit Service Commission

1. Introduction

The Audit Service Commission was established under Article 153A (1) of the Chapter XVII of the Constitution of Democratic Socialist Republic of Sri Lanka

2. Powers and Functions of the Commission

1. The powers of appointments, promotions, transfers, disciplinary control and dismissal the members belonging to the Sri Lanka State Audit Service
11. The powers of making rules pertaining to schemes of recruitment, appointment, transfer, disciplinary control and dismissal of the members belonging to the Sri Lanka State Audit Service subject to any policy determined by the Cabinet of Ministers
111. Preparation of annual estimate of the National Audit office established by law
- 1V. Exercise, perform and discharge such other powers, duties and functions as may be provided by law.

3. Performance of the Audit Service Commission from 01.01.2018 to 31.03.2018

3.1 Progress in relation to the powers and functions of the Commission under the Article 153C of the Constitution

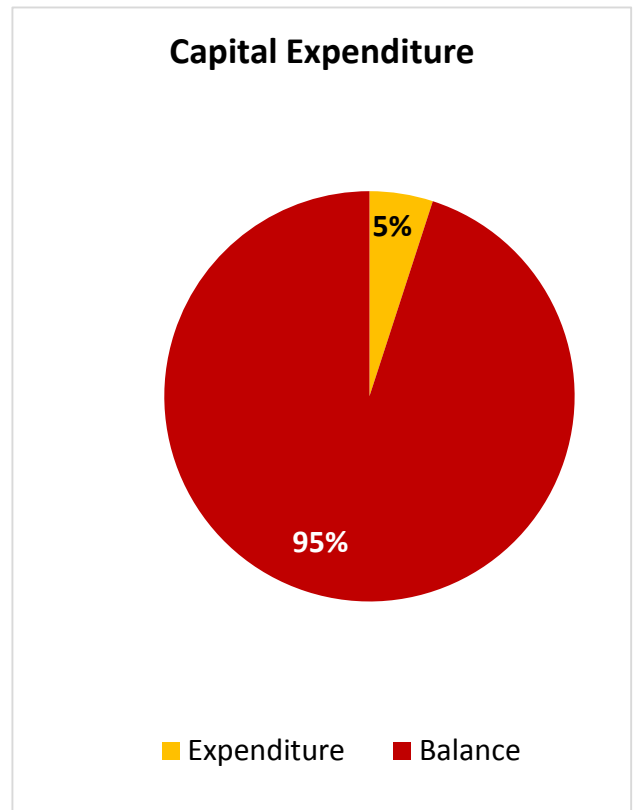
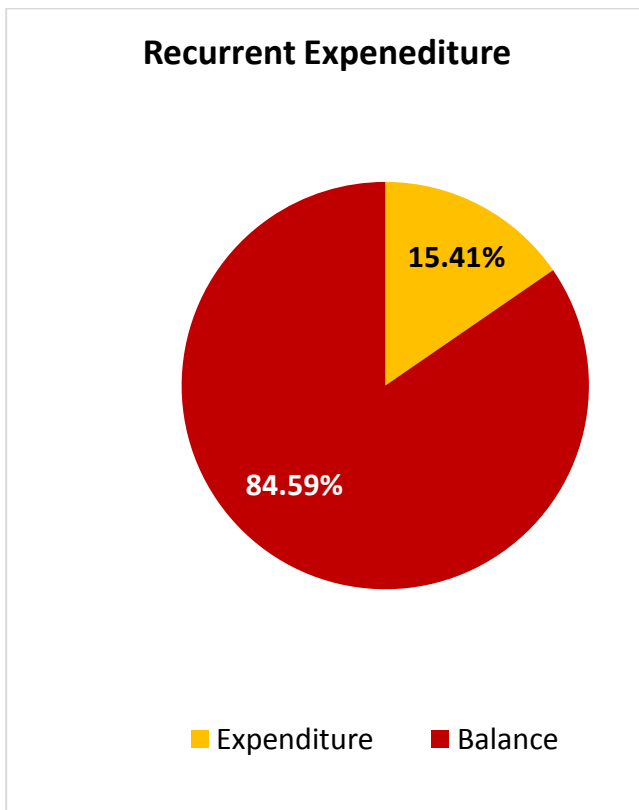
Serial No.	Powers	Progress
	Appointment, Promotion, Transfer, Disciplinary Control and Dismissal of the members belonging to the Sri Lanka State Audit Service	Action has not been taken due to non-establishment of the Sri Lanka State Audit Service
	Preparation of Annual Estimate of the National Audit Office	Action has not been taken due to non-enactment of the National Audit Act, which includes the establishment of National Audit Office as well

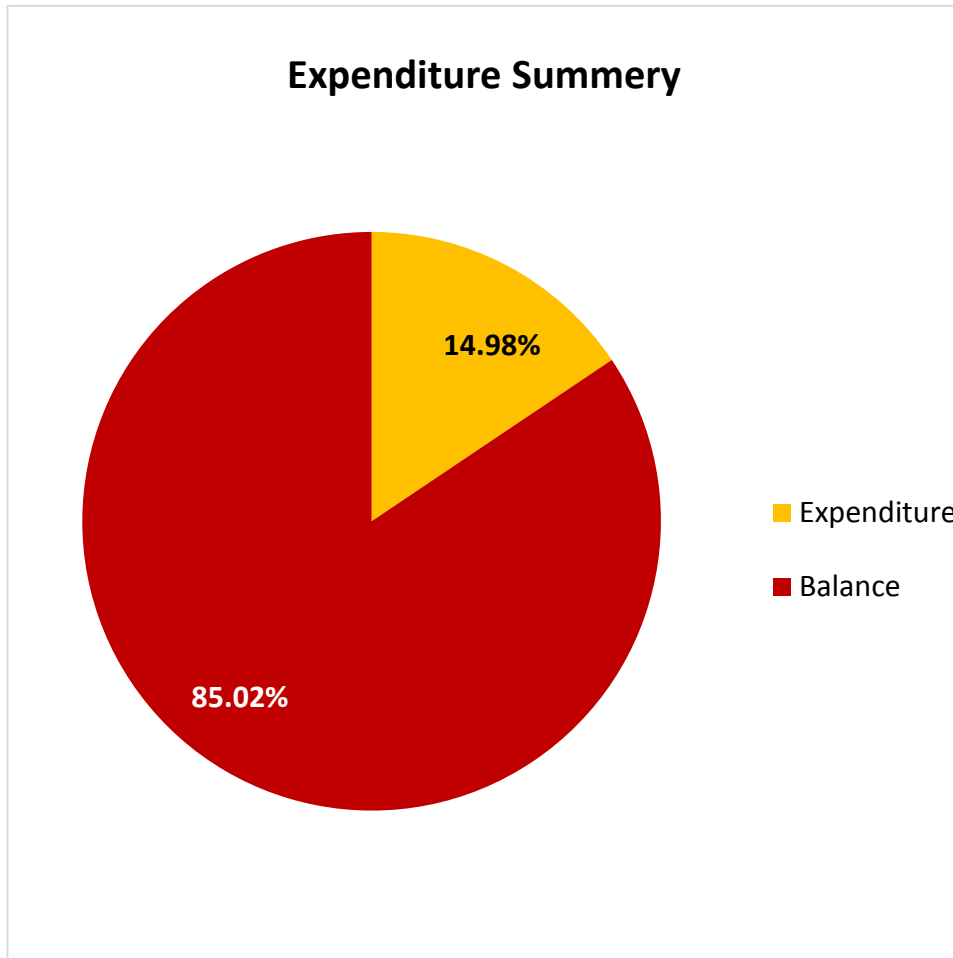
3.2 Administrative and Financial Progress.

Out of the allocation for recurrent and capital expenditure of the Audit Service Commission for year 2018a sum of Rs. 6,829,972 has been utilized under recurrent expenditure and Rs. 94250 under Capital expenditure during the quarter of 01.01.2018 to 31.03. 2018.

Summary of the financial progress-01.01.2018 to 31.03.2018

	Allocation Rs. (year 2018)	Expenditure Rs. (01.01.2018-31.03.2018)	Balance Rs. (as at 31.03.2018)
Recurrent	44,322,000	6,829,972	37,492,028
Capital	1,885,000	94,250	1,790,750
Total	46,207,000	6,924,222	39,282,778





The total financial report for the period of 01.01.2018to 31.03.2018is at annex 01

3.3. Commission Meetings

Three (3) Commission meetings have been held during the period from 01.01 2018 to 31.03. 2018.

4 Staff

The approved total number of carder for the Audit Service Commission is 43. However, only21 officers have been employed for financial and administration activities due to non-enactment of the National Audit Act.

Approved Cadre, Existing Cadre and Vacancies of Audit Service Commission as at 31.03.2018				
Service Level	Designation	Approved Cadre	Existing Cadre	Vacancies
Senior Level	Secretary	10	02	08
	Additional Secretary			
	Senior Assistant Secretary			
	Director			
	Assistant Secretary			
	Assistant Director			
	Audit Superintendent			
	Accountant			
	Legal Officer			
Tertiary Level	Administrative Officer	05	02	03
	Translator			
	ICT Officer			
Secondary Level	ICT Assistant	16	07	09
	Public Management Assistant			
Primary Level	Driver	12	10	02
	Office Employee Assistant			
Total		43	21	22

Organization Chart of the Audit Service Commission is at annex 02

4.1 Staff Training

Under the staff training programme of the Audit Service Commission, officers have been directed for training during the first quarter of 2018 as follows.

	Name of the Training Programme	Designation	No. of officers
1	Certificate course in English for Employment purposes	Public Management Assistant	02
2	Transport Management	Public Management Assistant	01

Due to non-approval of the National Audit Act which should provide the provisions for establishment of Sri-Lanka State Audit Service, Commission could not fully exercise its powers and functions vested in the Constitution to- date.

Audit Service Commission Total Provision and Expenditure for 2018.01.01- 2018.03.31						
Object	Description	Annual Budgetary Provision 2018 Rs.	Suppleme ntary Provision 2018 Rs.	FR 66 Transfers Rs.	Approved Net Provision for year 2018 Rs.	Total Expenditure from 2018-01-01 to 2018-03-31 Rs.
23-01-01	Recurrent Expenditure	44,322,000.00	-	-	-	6,829,972.15
	Personal Emoluments	22,000,000.00				3,651,234.40
1001	Salaries and Wages	15,000,000.00				1,778,307.00
1002	Overtime and Holiday payments	1,000,000.00				33,915.40
1003	Other Allowances	6,000,000.00				1,839,012.00
	Travelling Expenses	1,100,000.00				-
1101	Domestic	100,000.00				-
1102	Foreign	1,000,000.00				-
	Supplies	1,972,000.00				125,386.39
1201	Stationery and Office Requisites	1,000,000.00				-
1202	Fuel	700,000.00				75,816.00
1203	Diets and Uniforms	272,000.00				49,570.39
	Maintenance Expenditure	900,000.00				274,931.18
1301	Vehicles	700,000.00				274,931.18
1302	Plant and Machinery	200,000.00				-
	Services	16,950,000.00				2,698,331.71
1401	Transport	1,200,000.00				300,000.00
1402	Postal and Communication	1,500,000.00				184,982.84
1403	Electricity and Water	720,000.00				61,495.65
1404	Rents and Local Taxes	10,530,000.00				1,687,500.00
1409	Other	3,000,000.00				464,353.22
	Transfers	1,400,000.00				80,088.47
1505	Subscriptions and Contributions Fee Property Loan Interest of Public	100,000.00				-
1506	Servants	1,300,000.00				80,088.47
23-01-01	Capital Expenditure	1,885,000.00	-	-	-	94,250.00
	Rehabilitation and Improvement of Capital Assets	400,000.00				-
2001	Buildings and Structures	200,000.00				-
2003	Vehicles	200,000.00				-
	Acquisition of Capital Assets	1,000,000.00				-
2102	Furniture and Office Equipment	1,000,000.00				-
	Human Resource Development	485,000.00				94,250.00
2401	Staff Training	485,000.00				94,250.00
	Total	46,207,000.00	-	-	-	6,924,222.15

